

# University of Kentucky Basketball Facts 1977-78

University Archives

Library North



James Lee • Mike Phillips • Rick Robey • Jack Givens

## Seniors' Trophies




NCAA Runner-up - 1975

SEC Champs - 1975 & 77

NIT Champs - 1976

UKIT - 1974 & 75



NCAA (East Regional) Runner-up - 1977



## KENTUCKY VARSITY BASKETBALL SCHEDULE—1977-78

Date	Opponent	Site
1977		
Nov. 11	Russian National Team .....	Memorial Coliseum
Nov. 26	Southern Methodist (TV) .....	Rupp Arena
Dec. 5	Indiana (TV) .....	Rupp Arena
Dec. 10	Kansas .....	Lawrence
Dec. 12	South Carolina (TV) .....	Rupp Arena
Dec. 16	UKIT: Seattle vs. St. Johns' .....	Rupp Arena
17	Portland State vs. Kentucky .....	Rupp Arena
Dec. 23	Iona .....	Rupp Arena
Dec. 31	Notre Dame (National TV) .....	Louisville
1978		
Jan. 2	Vanderbilt .....	Rupp Arena
Jan. 7	Florida .....	Gainesville
Jan. 9	Auburn .....	Auburn
Jan. 14	LSU (TV) .....	Rupp Arena
Jan. 16	Mississippi .....	Rupp Arena
Jan. 21	Mississippi State (TV) .....	Starkville
Jan. 23	Alabama .....	Tuscaloosa
Jan. 28	Tennessee .....	Rupp Arena
Jan. 30	Georgia .....	Rupp Arena
Feb. 4	Florida .....	Rupp Arena
Feb. 6	Auburn .....	Rupp Arena
Feb. 11	LSU .....	Baton Rouge
Feb. 13	Mississippi .....	Oxford
Feb. 18	Mississippi State .....	Rupp Arena
Feb. 20	Alabama (TV) .....	Rupp Arena
Feb. 25	Tennessee (TV) .....	Knoxville
Feb. 27	Georgia .....	Athens
Mar. 4	Nevada, Las Vegas (National TV) .....	Rupp Arena
Mar. 6	Vanderbilt (TV) .....	Nashville

FRONT COVER PICTURE—Seniors James Lee, Mike Phillips, Rick Robey and Jack Givens enter their final season with a glittering 72-19 record and have been instrumental in helping Wildcat teams win the major trophies illustrated beneath them. Design By Ted Watts, Oswego, Kan.

BACK COVER PICTURE—Interior picture of vast Rupp Arena captures the splash of color and excitement at Wildcat home games, which in its first season, produced five major NCAA attendance records.

Photo Credits—Bradley Photographers, Dallas, Texas; UK Photo Services and Tony Leonard.



Copy 1

University Archives  
Margaret I. King Library - North  
University of Kentucky  
Basketball Facts--1977-78  
Lexington, Kentucky 40506

INDEX

All-Americans, All-NCAA . . . . .	38-39	Working Information . . . . .	2
All-Conference . . . . .	39	Retired Jerseys . . . . .	61
Athletic Director Hagan . . . . .	7-9, 117	Roster . . . . .	64
Athletic Asst. Dir. Ham . . . . .	9	Rupp Arena . . . . .	44-45
Athletic Asst. Dir. Ivy . . . . .	9	Schedule . . . . .	Inside Front
Athletic Association		Scorers--Top All Time,	
Board of Directors . . . . .	10	Regular Season . . . . .	25
Staff Members . . . . .	4	Scores--Game By Game . . . . .	100-115
Attendance Records . . . . .	10, 45	Season Record--1976-77 . . . . .	63
Award Winners (Annual) . . . . .	34-37	Signees Sketches . . . . .	57-60
Basketball House . . . . .	123-125	Southeastern Conference	
Basketball Staff		Champions By Years . . . . .	21
Coach Hall . . . . .	13-15, 117	Composite Standing,	
Assts. Parsons, Hamilton,		Kentucky In SEC,	
Dean . . . . .	16-17, 117	Final SEC Standings--1976-77 . . . . .	22
Wilson, McCombs, Ramsey,		1978 SEC Schedule . . . . .	20
Keightley, Rollins, McMackin . . . . .	18	Television Series . . . . .	21
Student Assistants . . . . .	116	Sports Information--	
Coaches Through Years . . . . .	24	Rice, Perry . . . . .	19
Fabulous Five . . . . .	99	Statistics--1976-77 . . . . .	65
Frosh All-Time Records . . . . .	69	Team Picture . . . . .	62
Helm's Selections . . . . .	93	Time Played--High Game . . . . .	68
Home Floor Losses . . . . .	23	Tournament Trail . . . . .	31-33
Lettermen Through Years . . . . .	97-99	UKIT . . . . .	26-31
Modern Record (1946		University of Kentucky	
to Date) . . . . .	40-43	General Information . . . . .	4
NCAA 50-Year Win Leaders . . . . .	68	President Singletary . . . . .	6
NCAA Titlists . . . . .	24	Varsity Basketball	
Nickname, Origin of . . . . .	63	Player Profiles . . . . .	46-60
Opponents Information		Game By Game Rebounding . . . . .	67
High and Lows . . . . .	95-96	Game By Game Scoring . . . . .	66
Record vs. 1977-78		Outlook--1977-78 . . . . .	11
Opponents . . . . .	82-85	Picture Pages . . . . .	117-128
Scouting Reports . . . . .	70-81	Quick Facts . . . . .	5
Press-Radio-TV		Records--Team, Individual,	
Kentucky Outlets . . . . .	3	Misc., Rupp Arena, Memorial	
Radio-TV Network . . . . .	Inside Back	Coliseum . . . . .	89-96
		Wildcats At A Glance . . . . .	12

Compiled and Edited by Jack Perry, Asst. Sports Information Director  
RUSSELL RICE, Director of Sports Information  
University Archives  
Margaret I. King Library - North  
University of Kentucky  
Lexington, Kentucky 40506



## TO THE PRESS AND RADIO-TV

Here is your copy of the 1977-78 facts booklet on Kentucky basketball which we sincerely hope will aid you in covering and answering questions on the Wildcats this season. If you desire additional information, special stories, pictures or have questions not answered herein, please feel free to contact the Sports Information Office in Memorial Coliseum (Telephone A.C. 606-257-3838, 257-3839).

RUSSELL RICE  
Director of Sports Information

JACK PERRY  
Asst. Director of Sports Information

Miss Ann Easterling  
Secretary

### Athletic Office Phones:

Cliff Hagan — (606) 258-2881  
Frank Ham — (606) 258-5611  
Larry Ivy — (606) 258-4911  
Coach Joe B. Hall — (606) 257-1916 or 257-1917  
Asst. Coaches: Dick Parsons — (606) 257-3640;  
Leonard Hamilton — (606) 257-4781;  
Joe Dean — (606) 257-1918

### Information

**WORKING TICKETS**—Address requests to Sports Information Office as far in advance as possible. Tickets will not be mailed unless requested and will be held at the Press Entrance of Rupp Arena for pickup on game night.

**PRESS DOOR**—Entrance to the area set aside for press, radio and TV is Gate No. 5 on the Patterson Street side of Rupp Arena.

**PRESS ROOM**—Located on floor level under stands behind visitors' bench area. Will feature work space with necessary electrical outlets and telephone service.

**COMPS**—No individual game allotment.

**TELECOPIERS**—A Telecopier Service (Telephone, Telecopier, Operator) will be provided for \$25.00. Those wishing to use their own machine should order a line through General Telephone Co.

**RADIO BROADCASTS**—Broadcasting rights to UK games are assigned exclusively to the Jim Host and Associates, 512 E. Main, Lexington, Ky., 40508 (Telephone 606/252-5696). One free reciprocal outlet is guaranteed opponent schools visiting Lexington. Any additional stations must clear through Jim Host and Associates and the UK Director of Broadcasting, Mr. Pete Manchikes (257-2655). Working passes will be supplied approved stations by Sports Information Office.

**SERVICES**—Working press, radio and TV will be furnished game programs, brochures, running play-by-play, halftime quickie box, final statistics in the form of a complete 12-column dittoed box score and coaches Quotes.

**ARENA LIGHTING**—Rupp Arena Lighting will provide 250-275 foot candle on playing floor with a mixture of incandescent and metal halide lights.



## KENTUCKY PRESS-RADIO-TELEVISION OUTLETS

### Lexington:

Lexington Herald-Leader  
Stuart Warner  
Rick Bailey  
D. G. Fitzmaurice  
227 West Short Street  
Lexington, Ky. 40507

WVLK Radio  
Ralph Hacker  
P.O. Box 1559  
Lexington, Ky. 40501

WLAP Sports  
P. O. Box 11670  
Lexington, Ky. 40511

WBLG Radio Sports  
130 Barr Street  
Lexington, Ky. 40507

WLEX-TV  
Tom Hammond, Director  
P.O. Box 1457  
Lexington, Ky. 40501

WKYT-TV  
Denny Trease, Director  
P.O. Box 655  
Lexington, Ky. 40501

WTVQ-TV  
Mike McNamara, Director  
Box 5590  
Lexington, Ky. 40501

Charles Wolfe  
Associated Press  
146 Market  
Lexington, Ky. 40507

Kentucky Kernel Sports  
University of Kentucky  
Lexington, Ky. 40506

CATS PAUSE  
P.O. Box 7297  
Lexington, Ky. 40502

Louisville:  
Louisville Courier-Journal  
Mike Waller, Ex.S.E.  
Earl Cox  
Billy Reed  
Paul Borden  
525 West Broadway  
Louisville, Ky. 40202

Louisville Times Sports  
Dick Fenlon  
Tev Laudeman  
525 West Broadway  
Louisville, Ky. 40202

WHAS & WHAS-TV  
Cawood Ledford  
P.O. Box 1084  
Louisville, Ky. 40201

Associated Press  
525 West Broadway  
Louisville, Ky. 40201

UPI Sports  
P.O. Box 537  
Louisville, Ky. 40201

WAVE & WAVE-TV Sports  
Bob Domine  
725 South Floyd Street  
Louisville, Ky. 40203

WLKY-TV Sports  
Jim Celania  
P.O. Box 6218  
Louisville, Ky. 40216

WINN Radio Sports  
Third and Broadway  
Louisville, Ky. 40202

WAKY Radio Sports  
558 South Fifth Street  
Louisville, Ky. 40204

### State:

Ashland Independent  
Mike Reliford  
Sports Department  
226 17th Street  
Ashland, Ky. 41101

Park City News  
Sports Department  
813 College Street  
Bowling Green, Ky. 42101

Tribune-Times Sports  
Ky. and Monroe Streets  
Corbin, Ky. 40701

Post & Times-Star Sports  
Andy Cox  
421 Madison Avenue  
Covington, Ky. 41011

Advocate-Messenger  
Sports Department  
Danville, Ky. 40422

News-Enterprise Sports  
Bob Watkins  
Elizabethtown, Ky. 42701

State-Journal Sports  
Mark Marrassini  
321 West Main Street  
Frankfort, Ky. 40501

UPI Sports  
321 W. Main  
Frankfort, Ky. 40601

The Times Sports  
Jim Griesch  
301 South Green Street  
Glasgow, Ky. 42141

The Enterprise Sports  
Central Street  
Harlan, Ky. 40831

Gleaner-Journal Sports  
Mike Field  
216 North Elm  
Henderson, Ky. 42420

Kentucky New Era Sports  
123 West 7th Street  
Hopkinsville, Ky. 42240

The Messenger  
Mike Embry, Sports  
221 South Main Street  
Madisonville, Ky. 42431

Messenger Sports  
206 West Broadway  
Mayfield, Ky. 42066

Ledger-Independent  
Sports Department  
43 West Second  
Maysville, Ky. 41056

News Sports Editor  
Larry Fleeman  
Chester Avenue  
Middlesboro, Ky. 40965

Messenger and Inquirer Sports  
1401 Frederica Street  
Owensboro, Ky. 42301

Sun-Democrat Sports  
Pat Moynahan  
408 Kentucky Avenue  
Paducah, Ky. 42001

Paris Daily Enterprise Sports  
23 East 4th Street  
Paris, Ky. 40361

Register Sports  
Ken Green  
South Second Street  
Richmond, Ky. 40475

Commonwealth-Journal  
Jim Kurk  
102 North Maple Street  
Somerset, Ky. 42501

Winchester Sun Sports  
Neal Bryant  
Wall and Cleveland Streets  
Winchester, Ky. 40391



# UNIVERSITY OF KENTUCKY

## General Information

LOCATION—Lexington, Ky., a community of 205,000 in the heart of Kentucky's famed Blue Grass region. Renowned as the world capital of the thoroughbred horse industry and known also as the world's largest loose-leaf tobacco market.

FOUNDED—1865

ENROLLMENT—(On campus—22,000)

PRESIDENT—Dr. Otis A. Singletary (At 13 Community Colleges—17,000)

VICE-PRESIDENT FOR ADMINISTRATION—Dr. Donald Clapp

VICE-PRESIDENT FOR ACADEMIC AFFAIRS—Dr. Lewis Cochran

VICE-PRESIDENT, BUSINESS AFFAIRS—Jack Blanton

VICE-PRESIDENT, MEDICAL CENTER—Dr. Peter Bosomworth

VICE-PRESIDENT, MINORITY AFFAIRS—Dr. John T. Smith

VICE-PRESIDENT, STUDENT AFFAIRS—Dr. Robert G. Zumwinkle

VICE-PRESIDENT, COMMUNITY COLLEGES—Dr. Maurice Stanley Wall

VICE-PRESIDENT, UNIVERSITY RELATIONS—Dr. Raymond Hornback

FACULTY CHAIRMAN OF ATHLETICS—Dr. William Matthews

(UK's faculty representative to Southeastern Conference)

DIRECTOR OF INFORMATION SERVICES—Bernie Vonderheide

CONFERENCE—Southeastern (member since founding in 1933)

BAND—Varsity (Director—Wm. Harry Clarke) FIGHT SONG—"On, On, U. of K."

STADIUM—Commonwealth Stadium (56,816)

HOME ARENA—Rupp Arena (capacity 23,000)

## Athletics Staff

DIRECTOR OF ATHLETICS—Cliff Hagan

Executive Assistant—Barbara Isham

Assistant to Director for Academic Affairs—Bob Bradley

ASSISTANT DIRECTOR OF ATHLETICS—Frank Ham

ASSISTANT DIRECTOR OF ATHLETICS-FINANCES—Larry Ivy

HEAD BASKETBALL COACH—Joe B. Hall (Kentucky '55)

ADMINISTRATIVE SECRETARY—Mrs. Jane Rollins

ASSISTANT COACHES—Dick Parsons, Leonard Hamilton, Joe Dean

HEAD COACHES OTHER SPORTS—Football: Fran Curci, Baseball: Tuffy

Horne, Track and Cross Country: Ken Olson, Tennis: Graddy Johnson,

Golf: Dan Leal, Swimming and Water Polo: Wynn Paul, Rifle: Capt. Mike

Fairhead, Wrestling: Fletcher Carr.

TICKET SALES MANAGER—Al Morgan

ACCOUNTANT—J. R. Hisle

TRAINER—Roy Don Wilson

ASSISTANT TRAINER—Walt McCombs

BASKETBALL EQUIPMENT MANAGER—Bill Keightley

SPORTS INFORMATION DIRECTOR—Russell Rice (Kentucky '51)

ASSISTANT SPORTS INFORMATION DIRECTOR—Jack Perry

SID SECRETARY—Ann Easterling

DIR. STD. ATH. ADM.—Ron Allen



## QUICK FACTS ON KENTUCKY BASKETBALL

- NCAA CHAMPIONS—Four Times (1948, '49, '51, '58) in 23 Appearances.  
37 Victories.
- NCAA RUNNER-UP—Two Times (1966, '75)
- NIT CHAMPIONS—1946, 1976      SUGAR BOWL CHAMPIONS—Five Times.
- UK INVITATIONAL CHAMPIONS—Seventeen Times in 24 Tournaments.
- SEC CHAMPIONS—Record 30 Times Since 1933. (Last in 1977.)
- WORLD CHAMPIONS—1948 Olympic Games.
- INTERNATIONAL UNIVERSITIES TOURNAMENT CHAMPIONS—1966.
- NATIONAL CHAMPIONS BY POLLS—Six Times Since 1949.
- ALL-TIME RECORD—Won 1,189, Lost 376, Tied 1 in 73 Seasons.
- KENTUCKY ALL-AMERICANS—28 Players Honored 42 Times.
- ALL-SOUTHEASTERN—55 Players Honored 98 Times.
- PROFESSIONALS—36 Players Entered Ranks.
- RUPP ARENA (23,000) — Home Floor 1977 to Date (Won 12, Lost 2).
- MEMORIAL COLISEUM (11,500) — Home Floor 1950-1976 (Won 308, Lost 38).
- RECORD HIGH POINTS—143 vs. Georgia (Neutral Site) '56—At Home 121 vs. Mississippi '71.
- INDIVIDUAL HIGH—53 By Dan Issel in 1970 vs. Mississippi at Oxford.
- BIGGEST VICTORY MARGIN—77 vs. Georgia in 1956—At Home, 53 vs. Georgia Tech '56, Georgia '59.

\* \* \* \* \*

## WILDCATS CARVE INCREDIBLE POST-SEASON TOURNAMENT RECORD

Since Kentucky made its first appearance in a major post season basketball tournament in 1942, no graduating class has ever missed the opportunity to play in either the NCAA or National Invitation Tournaments.

In fact, the Wildcats have an incredible record which has seen them miss only seven times (1943, '53, '54, '60, '63, '65, '67 and '74) in the past 35 years. Two of those misses were in 1953, when they sat out a season, and '54, when the undefeated National Champions won an automatic NCAA berth but declined the bid.

\* \* \* \* \*

The University has had only two undefeated seasons in its illustrious basketball history. The first was 9-0 in 1911-12, the other 25-0 in 1953-54.





**DR. OTIS A. SINGLETARY**  
*President, University of Kentucky*

The University of Kentucky has become one of the major institutions of higher learning in the United States under the leadership of Dr. Otis Singletary, the eighth president of the University.

Dr. Singletary was named president of the University in August, 1969. He had previously served as executive vice-chancellor for academic affairs in the University of Texas System and director of the Job Corps program for the Office of Economic Opportunity.

Dr. Singletary, a native of Gulfport, Miss., holds degrees from Millsaps College and Louisiana State University.

As president of the principal institution of higher learning in the Commonwealth, Dr. Singletary is greatly concerned with the University's role as a land-grant institution, a "people's university" accessible to all who can profit from education.

In the eight years he has been president, the University has grown to where there are now some 22,000 students on the Lexington campus and more than 17,000 students in UK's 13 community colleges, and the University has become one of the major research institutions in the country.

Recognition of his service to the University was evidenced by the UK Alumni Association, which presented to Dr. Singletary its Alumni Service Award—an honor rarely bestowed upon a non-alumnus of the University.

Dr. Singletary is the author of two books and several monographs.

A Navy veteran of World War II and the Korean Conflict, he is a commander in the U.S. Naval Reserve. He and Mrs. Singletary, the former Gloria Walton, have three children: Bonnie, Scot and Kendall.

The Singletarys live at Maxwell Place, traditional home of UK presidents.





**CLIFF HAGAN**  
*Director of Athletics*

Midway of his third year as director of athletics at the University of Kentucky, Cliff Hagan stands at the threshold of what must rank as one of the greatest—if not the greatest—eras in the history of Wildcat athletics.

While following one of his primary aims of upgrading the UK athletics facilities, Hagan has also presided over an overall program that has seen UK teams draw national attention and win championships on various fronts.

The Wildcat basketball team, entering the season as one of the top contenders for national honors, finished the 1976-77 season with a glistening 26-4 record, was co-champion of the Southeastern Conference and finished second in the NCAA East Regional. That fine record followed on the heels of an NIT championship in 1976 and a move into the spacious 23,000-seat Rupp Arena a year ago.

Meanwhile, the rejuvenated Wildcat football team finished with a 7-4 record, its best in 25 years, in 1976, won the Peach Bowl, and then climbed into Top Ten ranking in the season just ended.

Every game in Commonwealth Stadium (capacity 57,914) last year was sold out, as were all games in Rupp Arena and two games in Louisville.

The Wildcat wrestling team won its second consecutive conference championship and finished 10th in the nation. Other sports teams have shown marked improvement under Hagan's leadership.

In addition to having two of the finest facilities in the nation in which to display its football and basketball teams, the Athletics Association has concentrated on improving all its existing facilities. Recent improvements include a new baseball pressbox, new basketball house, completion of a 110-yard Astro-Turf practice field in the Shively Sports Center complex, installation of open-air type lockers in the dressing rooms and many other improvements.



Offices in Memorial Coliseum have been modernized and Hagan is looking forward to the day when he can put on the drawing board an Olympic swimming pool and a field house, which he says are "desperately needed for our program and our students."

In his strong dedication to the scholar-athlete, Hagan continues to give the academic program support and emphasis. "I feel a genuine commitment to provide all the academic support and encouragement we can to help our athletes leave our campus with an education and a degree," he said.

On the games side of the ledger during Hagan's first year as AD, Wildcat wrestling and rifle teams won SEC titles, the basketball team won the NIT, the baseball team won the SEC Eastern Division and the tennis team finished fourth in the conference. And the 1976 football team was a pleasant surprise, filling Commonwealth Stadium game after game.

Kentucky's overall total of 43½ points placed the Wildcats fifth in the tough SEC all-sports standing, their highest finish in several years.

Hagan joined the Wildcat athletics staff as assistant to Harry Lancaster, with varied administrative duties, including creation and implementation of the Blue & White Fund for the then-new Commonwealth Stadium. He was named director of athletics in July 1975 while Lancaster, whose retirement was not effective until February of 1976, remained as a special assistant to Hagan.

Hagan's path to the athletics directorship began at Owensboro, Kentucky, where he established a then state high school tournament record of 41 points in leading Owensboro to victory over Lafayette in the championship game of the 1949 state high school tournament.

At UK, he played on teams that won 86 of 91 games and an NCAA championship (1951). The 1954 team, undefeated in 25 games, elected not to participate in the national tournament.

Hagan set a dozen Southeastern Conference records and an NCAA record of 528 rebounds as a junior. He averaged 24 points a game, led the nation in rebounding, and scored a UK record of 51 points against Temple in 1954.

He was a member of Sigma Nu Fraternity, Student Government, Baptist Student Union, Fellowship of Christian Athletes and twice was selected among the top ten students in the College of Education.

After graduating from UK in 1954, Hagan served two years at Andrews Air Force Base, Washington, D. C., as a commissioned officer. He led the base to two World Wide Air Force championships and won All-Service honors both years.

During ten years with the St. Louis Hawks, he ranked high among 11 players on the league scoring charts with 12,433 points in 672 games for an 18.5 mark and was selected to play in five East-West All-Star games and was named to the NBA second All-League team twice. He hit over .790 from the free throw line seven years in a row and held the NBA record for most field goals scored in a single quarter (12).

The Hawks won the Western Division six times during Hagan's playing career there and defeated the Boston Celtics in 1958 for the world championship. Hagan was All-Pro in the NBA in 1957-62, inclusive.

He received his M.S. in education from Washington University in 1958.

In 1965, a Herbert Hoover Boys Club of America was organized in Owensboro and named the Cliff Hagan Boys Club of America.

During his 11th year in St. Louis, Hagan did radio and television commentary for the Hawks' basketball team and for Anheuser Busch.



He then joined the Dallas Chapparals as player-coach and was selected as the 1958 Texas Professional Coach of the Year. When he left Dallas, he was only 92 points shy of a regular-season career total of 15,000 points.

In 1974, he was named to the Hall of Fame Magazine's All-America second-team for the 1951-1973 period, to the Orlando (Fla.) Sentinel Star's All-Time Southeastern Conference first team, and the All-Time top collegiate player in the State of Kentucky by Inside Kentucky Sports Magazine. In 1975, he was named to the Kentucky Athletic Hall of Fame, was inducted into the UK Alumni Association Hall of Distinguished Alumni and was a recipient of the University of Kentucky Centennial "K" Medallion tendered by the UKAA for past athletic accomplishments, during UK's Centennial Year observance.

He is married to the former Martha Milton of Owensboro. They have four children: Lisa, Laurie, Amy, and Kip.

### FRANK HAM, Assistant Director of Athletics



Frank Ham became Assistant Director of Athletics in July 1975 soon after Cliff Hagan succeeded Harry C. Lancaster as Director of Athletics.

A native of Scranton, Pa., Ham came to the University in 1969 as Administrative Assistant to football coach John Ray, and was reassigned to the Athletic Director's staff in 1972 when Ray resigned.


Ham graduated from high school at Niles, Mich., and completed his undergraduate work at Olivet College. He did graduate work at Indiana University and coached high school football and track at John Adams High in South Bend in 1944-46 and then returned to Olivet as athletic director and head football and basketball coach.

In 1962, he became assistant to the president at Olivet, with responsibilities in public and alumni relations. He was in private business from 1954 until 1968.

He is married to the former Rosemary Woods of Niles, Mich. They have two sons, Michael, of Raleigh, N.C., and Craig, a U.S. Army Captain, and two daughters, Mrs. Andy Hunsberger of Cassopolis, Mich., and Jennifer, a senior at UK.

Ham is a son of Mr. and Mrs. Albert B. Ham of Edwardsburg, Michigan.

### LARRY IVY, Assistant Director of Athletics for Finance



Adding a new dimension to UK athletics in September, 1976, was the appointment of Larry Ivy as Assistant Director of Athletics for Finance.

Ivy, who came to the University as Director of Housing in 1969, will be involved primarily with the administration and management of financial aspects, and will help develop and initiate policies for accounting procedures and related business management activities of the department.

A native of Alabama, Ivy graduated in 1961 from Huntsville High School, where he lettered in four sports. He is a 1967 graduate of the University of Alabama, and earned his M.B.A. from Alabama in 1968.

He is married to the former Barbara Foster of Huntsville. They have one daughter, Kim, 7.



## ATHLETICS AT KENTUCKY

Kentucky's athletic program, a well-balanced and ambitious activity featuring intercollegiate competition in eleven different sports, is organized under the Department of Athletics and a corporation known as the University of Kentucky Athletics Association.

The program is conducted without overemphasis or sacrifice of educational objectives and in strict compliance with the rules of the University, the Southeastern Conference and the National Collegiate Athletics Association.

A board of directors, headed by the President of the University in the capacity of chairman, maintains overall policy supervision of the athletic program.

In addition to the UK President, board officers include the Vice-President for Student Affairs as vice-chairman and Dr. W. L. Matthews in the capacity of secretary. Seventeen other members, drawn from the University faculty and the general public, also serve on the board as appointees of the president as do two student representatives.

Supervising the steady growth and balanced development of the athletic program is Director of Athletics Cliff Hagan.

The Association's Board of Directors is composed of the following:

<b>Faculty Members</b> Dean Marion E. McKenna, '79 Dr. Daniel R. Reedy, '79 Dr. N. J. Pisacano, '80 Dr. Stephen Diachun, '80 Dr. Charles Ellinger, '80 Prof. Charles Roland, '78 Dr. Richard Robe, '78	<b>Members-at-Large</b> Albert B. Chandler, '79 S. T. Roach, '80	Dr. Ray Hornback Jim LeMaster
<b>Trustee Members</b> George Griffin, '78 Frank Ramsey, Jr., '79	<b>Ex Officio Members</b> Dr. Otis A. Singletary, Chairman Dr. R. G. Zumwinkle, Vice-Chairman Jack Blanton Dr. Donald Clapp Dr. W. L. Matthews	<b>Alumni Members</b> Dr. Ralph Angelucci, '78 Thomas P. Bell, '79
		<b>Student Members</b> Jim Harralson Kathy Culbertson

### KENTUCKY'S HOME ATTENDANCE

Year	No. Games	Attendance	Average
1976-77	14	312,527+	22,323+
1975-76	12	138,135	11,511
1974-75	12	138,098	11,539
1973-74	12	130,755	10,896
1972-73	13	150,856	11,604
1971-72	13	150,297	11,561
1970-71	13	152,471	11,728
1969-70	15	181,295	12,086
1968-69	13	165,500	11,821
1967-68	16	178,000	11,333
1966-67	13	136,588	10,502
1965-66	13	149,571*	11,505
1964-65	14	151,000	10,786
1963-64	14	165,650	11,117
1962-63	15	153,132	10,208
1961-62	16	165,495	10,343
1960-61	14	129,978	9,284
1959-60	13	138,995	10,692
1958-59	15	177,824	11,855
1957-58	13	124,461	9,574
1956-57	14	129,733	9,266
1955-56	13	126,104	9,700

\* Season high in the nation.

+National Record.



## KENTUCKY BASKETBALL OUTLOOK, 1977-78

The 1978 Kentucky Wildcats have the potential to become one of the finest ever assembled in the Blue Grass state, and it will be the largest in Kentucky's fabled history with four men 6-foot-10 and 230 lbs. plus.

An abundance of experience, size, raw power and finesse could vault the Wildcats to their fifth NCAA championship, an elusive goal they have sought since last winning in 1958.

Nine lettermen including four starters return from a 26-4 team that won its 30th Southeastern Conference crown and went to the finals of the NCAA East Regional before losing to national runner-up North Carolina.

Heading the impressive group are senior All-American and All-SEC selection Jack Givens and Rick Robey, who scored 18.9 ppg and 14.2 ppg respectively at the forward slots. Givens (6-4), who is Kentucky's 11th all-time scorer with 1,460 points, is a two-time Citizen Savings Foundation All-American, while Robey (6-10) was named to the 1977 Converse All-American team.

Two other starters, senior center Mike Phillips (6-10) and sophomore guard Jay Shidler (6-1), give the Wildcats an inside-outside punch as Phillips chipped in with 12.2 ppg and Shidler scored at a 7.8 ppg clip, mostly from long-range.

Expected to battle for the guard post vacated by graduated co-captain Larry Johnson are juniors Truman Claytor (6-1), who averaged 6.6 ppg after a sensational tournament, Dwane Casey (6-2), who averaged 1.8 ppg, and sophomore Kyle Macy (6-3), who sat out last year after transferring from Purdue where he averaged over 14 ppg as a freshman. Macy appears to be the best passer at UK since Larry Conley ('66) and is a pure shooter from 25-feet.

Adding strength to the frontcourt are senior strongman James Lee (6-5, 230), who is called by coach Joe B. Hall a "sixth starter" and sophomore LaVon Williams (6-6), who will be much more acclimated to Kentucky's style of play after appearing in 25 games last year. Lee scored at 9.8 ppg and was fourth in time played, while Williams averaged 1.9 ppg.

Also back at guard after missing 18 games with a knee injury is sophomore Tim Stephens (6-3), a southpaw shooter who averaged 2.5 ppg in 12 games.

Heading a four-man freshman group is Chuck Aleksinas (6-10) of Litchfield, Conn., who scored 40.1 ppg at Wamogo High School. Joining him are Scott Courts (6-10) of Denver, Colorado, who averaged 23.6 ppg at Arvada West High School, Fred Cowan (6-8) of Morganfield, Ky., who averaged 23.6 ppg at Union County High, and Chris Gettlefinger (6-2), a walk-on from Knoxville, Tenn., who averaged 24.0 ppg at Knoxville Catholic HS.

With four 6-10 men, Hall will have several options to work with, but basically will still utilize the single post offense and man-to-man defense.

COACH JOE B. HALL—"This team should be an intelligent club. They have worked together for three years and they have been in a national tournament each of those years, going to the NCAA finals, winning the NIT, and going to the East Regional finals last year. So their objective is to again appear in a post-season tournament. Naturally, we have hopes of winning. I like the dedication you have in a senior group because it is their last shot. I see us being very competitive, of having one of the strongest (physically) teams ever at Kentucky, and one of more depth than we have had in the past. We'll have a 13-man squad and possibly one walk-on that could help us. If that happens, we will have more depth than I've had since I've been at Kentucky. "



## 1977-78 WILDCATS AT A GLANCE

### Lettermen Lost from 1976-77 Team (2)

- LARRY JOHNSON (6-3 G)—Spirit and hustle leader two years, Johnson's defense was tops on the team . . . Set season and career assists records . . . Averaged 10.7 ppg . . . Team Co-Captain.
- MERION HASKINS (6-4 F)—Played in 29 games, averaged 1.5 ppg . . . a solid leader who had ability to set proper tempo with younger players . . . Team Co-Captain.

### Returning Lettermen (9)

- DWANE CASEY (6-2 G) Played in 27 games, started two . . . High single performance 13 points against Kansas.
- TRUMAN CLAYTOR (6-1 G)—Seventh in playing time, 454 minutes, in 26 games . . . Strong finish in NCAA saw him hit 19 of 23 shots in two games . . . Season high 29 points against VMI . . . Averaged 6.6.
- JACK GIVENS (6-4 F)—Leading scorer with 18.9 ppg . . . All-SEC and All-American second straight year . . . All-UKIT . . . Best free throw shooter, hitting 83.2 per cent, second in rebounds with 6.9.
- JAMES LEE (6-5 F)—Team strongman, played in 30 games, starting 4 . . . Fourth in time played, 745 minutes . . . Season high 16 points against LSU, and 13 rebounds against Utah . . . All-UKIT.
- MIKE PHILLIPS (6-10 C)—Played in 28 games, starting 26 . . . Averaged 12.2 points and 6.4 rebounds . . . Season high 24 points against LSU and Vandy, and 19 rebounds against LSU.
- RICK ROBEY (6-10 F-C)— Team's leading shooter at 57.3 per cent, and rebounder, 9.1 . . . Averaged 14.2 points, season high 22 against Mississippi State and 16 rebounds in same game . . . All-SEC, All-American.
- TIM STEPHENS (6-3 G)—Missed 18 games with knee injury . . . Averaged 2.5 points . . . Season high 6 against TCU and South Carolina.
- JAY SHIDLER (6-1 G)—Season high 20 points at Indiana . . . Played in 28 games, starting all . . . Averaged 7.8 points and 1.9 rebounds.
- LaVon WILLIAMS (6-6 F)—Played in 25 games, averaging 1.9 points and 1.6 rebounds.

### TRANSFER (1)

- KYLE MACY (6-3 G)—Transfer from Purdue where he averaged 13.8 points as a freshman.

### FRESHMEN (4)

- CHUCK ALEKSINAS (6-10 C)—Leading scorer in Connecticut with 40.1 ppg and 19.0 rebound average . . . Extremely strong and physically mature.
- SCOTT COURTS (6-10 C-F)—Averaged 20.0 ppg and 13.6 rebounds . . . Extremely hard worker . . . Will play both center and strong forward.
- FRED COWAN (6-8 F)—All-Stater from Union County High School where he led scoring with 23.6 ppg and rebounding with 13.3 . . . Quick and fluid, should help this year.
- CHRIS GETTELFINGER (6-2 G)—A walk-on from Knoxville where he earned All-State honors . . . Missed 15 games with mono, but averaged 24.0 ppg before sitting out.





JOE B. HALL  
*Head Basketball Coach*

As he unveils his sixth University of Kentucky basketball team, Joe B. Hall can look optimistically to the future while reflecting on a past season that included a 26-4 record, a Southeastern Conference co-championship and a second-place finish in the NCAA East Regional.

That exciting season brought Hall's five-year record to 105-40, a tally that also includes an SEC championship and Mid-East finalist in 1973, and SEC co-championship and a national finalist in 1975, a National Invitation Tournament championship team in 1976, and four UKIT trophies.

Hall's average of 21 victories per season is second in UK annals only to the legendary Adolph Rupp, who averaged 21.5 victories over a 41-season span to become the winningest collegiate coach of all time.

Personal honors accrued by Hall include two-time SEC and Coach & Athlete "Coach of the Year" and nominee for Kodak's 1975 "Coach of the Year" award. He has produced three All-American players (Kevin Grevey in 1974, '75; Jack Givens in 1976, '77; Rick Robey in 1977) and four All-Conference players (Jim Andrews in 1972, '73; Grevey in 1973, '74, '75; Givens in 1976, '77; Robey in '77).

In guiding his 1977 team to the East Regional, Hall overcame some early internal disciplinary problems that caused him to bench two starters and a top reserve for both games of the UKIT. The Wildcats defeated Bowling Green in the first round and then lost by two points to Utah in the closing seconds of the championship game.

They won three in a row, lost to Tennessee, won 14 in a row, lost to Tennessee, and then beat Georgia before advancing to the NCAA tournament, where they defeated Princeton and VMI before losing to North Carolina.



Only nine other teams in UK's illustrious basketball history have won as many as 26 games: the 1945-46 NIT champion (28-2), the 1946-47 NIT runnerup (34-3), the 1947-48 Olympic champions (36-3), the 1948-49 NCAA champions (32-2), the 1950-51 NCAA champions (32-2), the 1951-52 NCAA East Regional finalist (29-3), the 1965-66 national finalist (32-2), the 1969-70 Mid-East finalists (26-2), and Hall's 1974-75 national finalists (26-5).

Entering this season, Hall's 11-year career coaching record stood at 181-96, excluding a 17-2 record on a 1974 tour of Australia, and that record was compiled against nationally ranked non-conference teams and teams in a conference that fast is becoming recognized as among the toughest in the nation. Broken down, it shows a 57-50 five-year mark at Regis, a 19-6 record at Central Missouri, and a 105-40 record at UK.

Hall began his tour as UK head coach in rather auspicious fashion, becoming in 1973 the first rookie coach in the SEC to be designated Coach of the Year by his fellow coaches and by Coach and Athlete Magazine.

Gathering such honors has been one of Hall's trademarks during a coaching career that began at Shepherdsville (Ky.) High School in 1956 and continued through Regis College and Central Missouri State College before he returned to UK July 1, 1965, as an assistant to his former coach, Adolph Rupp.

During Hall's two years at Shepherdsville, the Cougars won a Mid-Kentucky Conference title and he was named "Coach of the Year" in 1958. He then served one year as a freshman coach and five years as head basketball coach at Regis College in Denver, Colo., where he was also athletic director and earned special recognition as coach of the champion independent team in the area.

While in Denver, he also coached the Capital Federal host team in the 1964 AAU tournament and was selected as head coach of the AAU Stripes in the Olympic trials at Jamaica, N.Y.

His next move was to Central Missouri, where he coached the Mules (19-6) to their first MIAA Conference championship since 1951 and their first Christmas Tournament title in history. He was named MIAA "Coach of the Year" (1964-65).

A three-letter winner and team captain in both sports in high school at Cynthiana, Ky., he played freshman basketball and one year of varsity basketball in the "Fabulous Five" era at the University before transferring to the University of the South at Sewanee, Tenn., where he set a school single game scoring record and was team captain. Coach Lon Varnell, upon retirement, rated Hall as No. 1 of the three best players he ever coached.

After touring Europe with the Globetrotters in 1951, Hall returned to U.K. in 1955 to complete requirements for his B.A. and later (1964) received his M.A. at Colorado State University.

Returning to U.K. again in 1965 as assistant coach and head recruiter, he was instrumental in adopting a running-conditioning program which obviously paid huge dividends as the Wildcats capitalized on speed and endurance to offset a lack of size and advance to the championship game of the NCAA Finals. Hall then successfully recruited six prep All-Americans, including all-time U.K. scoring leader Dan Issel, to form the nucleus of a varsity team that won three straight conference championships and was followed by a team that won three more consecutive SEC titles.

Hall became No. 1 varsity assistant and head freshman Coach to Rupp after Harry C. Lancaster was named permanent athletic director Feb. 1, 1969. His record with the freshmen was 60-15, including an undefeated (22-0) season



(1971-72) which resulted in the Kittens being crowned National Freshman Champions by the Basketball News.

During his first season as head coach, the Wildcats won their last nine conference games to sew up the SEC title.

A popular personality on the clinic and convention circuits, Hall also has had much international exposure. In addition to the Globetrotters tour in 1951, and the "Down Under" tour in 1974, he has helped conduct basketball clinics for the U.S. Army in Anchorage and Fairbanks, Alaska (1968) and at Ramstein Air Base in Frankfurt, Germany and the RAF Base at Mildenhall, England in 1975. He also was Olympic Trials coach under Hank Iba at the Air Force Academy in July 1972 and is a member of the 1976 Olympic Basketball Committee.

He is married to the former Katharine Dennis of Harrison County, Ky. They have three children—Mrs. Rick Derrickson of Lexington; Kathy, and Steve.



THE HALL FAMILY—Seated from left; Steve, Mrs. Hall, coach Hall and Kathy. Standing, Judy and husband Rick Derrickson.





PARSONS



HAMILTON



DEAN

### DICK PARSONS, Assistant Coach

A moving force behind the Kentucky basketball scene is Dick Parsons, who begins his sixth year as Joe Hall's top assistant. A motivator whose tenacity for doing things the right way rubs off on his players, Parsons nevertheless, is well-liked and respected by his charges.

A native Kentuckian who gained academic and athletic distinction at both the University and Harlan High School, he returned to UK in 1969 as head baseball coach and before giving up that position to join basketball on a full time basis, molded a team (1971) which established or tied 15 school records.

He first came to UK in 1958 after an outstanding career as a four-sports star at Harlan where he had a three-year basketball scoring total of 1,276 points.

A consistent player who made few mistakes at UK, Parsons was known as a fine outside shooter and for his aggressive defense during three years as a starting guard. He scored a career high 21 points against Mississippi as a sophomore.

He holds the distinction of captaining two varsity sports at UK—basketball and baseball.

He was a two-time (1960, '61) recipient of the coveted A. B. Chandler award, given annually for the player best exemplifying the qualities of leadership, scholarship, character and ability. Only four other Wildcats have twice been so honored since the award was originated in 1951.

Holding more Wildcat baseball records than any other player, he was an All-Conference shortstop in 1959 and 1961, All-NCAA District 1960, '61, and All-American '61. He hit .400 his senior year.

He was an assistant football coach at Glasgow High School two years and baseball and basketball coach at Boyle County High from 1963 to 1968.

While working on his Master's Degree at the University in 1968-69, he scouted, recruited and helped with the Wildcat freshmen, later accepting a part-time assistantship in basketball in addition to his baseball job.

He is married to the former Celia Cawood of Harlan. They have a daughter, Kathy, and a son, Ed.



## LEONARD HAMILTON, Assistant Coach

Beginning his fourth year at Kentucky is Leonard Hamilton, who joined coach Joe Hall's staff after serving three years as assistant coach at Austin Peay.

A tireless searcher of talent throughout the country, Hamilton has gained a respect from his colleagues enjoyed by few in the collegiate ranks.

A defensive coaching specialist who can demonstrate on the court as well as illustrate on the blackboard, Hamilton has had a positive impact on Wildcat defensive philosophy.

A native of Gastonia, N.C. he lettered three-years in football and twice in basketball as a prepster. He was basketball team captain two years at Gaston Community College in Dallas, N.C. where he scored 54 points in one game, set a record for most field goals in a season, and was All-Region and All-Tournament.

He graduated from University of Tennessee-Martin in 1970, where he was team captain, led in assists and steals, most valuable defensive player, and All-Conference and All-Tournament. He was elected "Mr. Volunterr" by the student body and played in the Kentucky-Tennessee All-Star game.

At Austin Peay, he coached the freshman team, scouted and recruited. During his three years there, the Governors went from last place to first in the OVC, appeared in two NCAA tournaments and were nationally ranked in scoring.

He is married to the former Claudette Hale. They have a son, Lenny, 7.

## JOE DEAN, Assistant Coach

A newcomer to the UK staff is Joe Dean, who played against the Wildcats for three years at Mississippi State University, before serving as Bulldog assistant coach last year while earning a masters degree in physical education.

An outstanding student, Dean was named to the 1976 Academic All-SEC second team.

A native of Baton Rouge, La., he attended Baton Rouge High School where he earned letters in basketball and football.

In addition to regular coaching duties on the floor, Dean's primary responsibilities will be recruiting and scouting.

He is married to the former Ellen Elizabeth Anger of Jackson, Mississippi.





WILSON



McCOMBS



RAMSEY



KEIGHTLEY



ROLLINS



McMACKIN

**ROY DON WILSON, Head Trainer**—Entering his eighth year at UK, Wilson came to the University from The Citadel. A native Texan, he earned his B.S. from Texas A & M with a major in P.E. and a minor in business. He is married to the former Patricia Jane Cotter of Houston. They have a son, Blaine, and a daughter, Christi.

**WALT McCOMBS, Assistant Trainer**—McCombs first joined the UK staff in 1972 and returned last year after a three-year stint at Clemson. A native of Belton, S.C., he is a 1971 graduate of The Citadel, where he was student trainer four years. Married to the former Shelby Burris of Belton, they have a daughter, Crystal.

**FRANK VERNON RAMSEY, III, Student Assistant Coach** "Tripp" joined the staff this year after serving two years as student manager. He played on Wildcat junior-varsity teams as a freshman and sophomore. A native of Madisonville, Ky., he is a son of former UK All-American, Frank Ramsey.

**W. B. KEIGHTLEY, Equipment Manager**—A four-year staff member, Bill graduated from Kavanaugh High School in Lawrenceburg, Ky. A mail-carrier for the U.S. Postal Services, he is married to the former Hazel Robinson of Lawrenceburg. They have a daughter, Karen.

**JANE ROLLINS, Administrative Secretary**—A native of Lexington, Jane Rollins has been secretary to basketball for 22 years. She attended Sacred Heart Academy, Atherton High School, Bryan-Stratton College in Louisville, and the University of Kentucky.

**MARTA McMACKIN, Basketball Recruiting Secretary**—A native of Ironton, Ohio, Marta attended Morehead State University and the University of Kentucky. She served as secretary in MSU Administration Offices before moving to Lexington in 1968. She is married to Ron McMackin of Ironton. They have three sons, Ron, 13, Rickey, 12 and Rodd, 8.



## SPORTS INFORMATION STAFF



**SPORTS INFORMATION DIRECTOR**—Russell Rice was named sports information director at UK in May, 1969, after serving two years as assistant to Ken Kuhn, who retired after more than two decades of service with the University. Rice came to the Wildcats from The Lexington Leader, where he was a general reporter eight years and sports editor five years. A native of Paintsville, Ky., he won letters in football, basketball and baseball at Van Lear High. After serving with the U.S. Marines in World War II, he attended Kentucky Wesleyan College and received his bachelor's at the University of Kentucky in 1951. He has served as manager of the NCAA Mid-East Basketball Tournament (1968), and chairman of the Basketball Hall of Fame Committee of the College Sports Information Directors Association and was recipient of the 1971 Churchmen's "Sportswriter of the Year" award. As a newspaperman, his duties ranged from agricultural hearings in Washington to spending three months as the traveling companion to a Kentucky gubernatorial candidate. He attended a national sports editors seminar at Columbia University and reported the activities of such Wildcat teams as football coach Charlie Bradshaw's "Thin Thirty" and "The Runts" of basketball coach Adolph Rupp. He is a former Kentucky area correspondent for Time-Life-Fortune magazines and was Kentucky editor of Tobacco Magazine and Religious News Service. For the past nine years, he has pursued a hobby of researching Kentucky basketball and football. He authored "The Wildcats: A Story of Kentucky Football," in 1975 and "The Big Blue Machine: A Story of Kentucky Basketball" last year. He edits the K-Men's Newsletter and has been honored by that organization for outstanding service. He also was honored recently by WAVE-TV for "Outstanding Contribution to Televised Sports." Early this year, he became the first member of the Southeastern Conference Publicity Directors Association to be elected to a two-year term and also became the first president of the new Blue Grass (Kentucky) chapter of the U.S. Harness Writers Association. He is married to the former Miss Doris Thacker of Knott County. They have four children—Mrs. Rodney Morris of Indianapolis, Mrs. Mike Covington of Georgetown and Russell James and Kim of Lexington.



Jack Perry joined the sports Information staff in March, 1970, after 15 years with the Lexington Herald-Leader, where he was Librarian for 10 years. A native Lexingtonian, Jack attended the University in 1949-50 before entering the United States Air Force. He is married to the former Miss Barbara Sanders of Lexington. They have four children—Mrs. Greg Moore of Owensboro, Mrs. Deborah Case, Jack David and Todd of Lexington.



## 1978 SOUTHEASTERN CONFERENCE BASKETBALL SCHEDULE (Conference Games Only)

Mon. Jan. 2  
**Vanderbilt at U.K.**  
 Auburn at Georgia  
 Florida at Tennessee  
 LSU at Miss. State

Wed. Jan. 4  
 LSU at Alabama  
 Auburn at Tennessee  
 Florida at Georgia  
 Ole Miss at Miss. State

Sat. Jan. 7  
**U.K. at Florida**  
 Georgia at LSU  
 Tennessee at Ole Miss  
 Vanderbilt at Auburn

Mon. Jan. 9  
**U.K. at Auburn**  
 Miss. State at Alabama  
 Vanderbilt at Florida  
 Georgia at Ole Miss  
 Tennessee at LSU

Sat. Jan. 14  
**LSU at U.K.**  
 Auburn at Florida  
 Miss. State at Georgia  
 Ole Miss at Vanderbilt  
 Alabama at Tennessee

Mon. Jan. 16  
**Ole Miss at U.K.**  
 LSU at Vanderbilt  
 Miss. State at Tennessee  
 Alabama at Georgia

Sat. Jan. 21  
**U.K. at Miss. State**  
 Auburn at Ole Miss  
 Florida at LSU  
 Georgia at Tennessee  
 Vanderbilt at Alabama

Mon. Jan. 23  
**U.K. at Alabama**  
 Auburn at LSU  
 Florida at Ole Miss  
 Vanderbilt at Miss. State

Sat. Jan. 28  
**Tennessee at U.K.**  
 Miss. State at Florida  
 Georgia at Vanderbilt  
 LSU at Ole Miss  
 Alabama at Auburn

Mon. Jan. 30  
**Georgia at U.K.**  
 Miss. State at Auburn  
 Tennessee at Vanderbilt  
 Alabama at Florida

Sat. Feb. 4  
**Florida at U.K.**  
 Alabama at Miss. State  
 Auburn at Vanderbilt  
 LSU at Georgia  
 Ole Miss at Tennessee

Mon. Feb. 6  
**Auburn at U.K.**  
 Florida at Vanderbilt  
 Ole Miss at Georgia  
 LSU at Tennessee

Sat. Feb. 11  
**U.K. at LSU**  
 Florida at Auburn  
 Georgia at Miss. State  
 Vanderbilt at Ole Miss  
 Tennessee at Alabama

Mon. Feb. 13  
**U.K. at Ole Miss**  
 Vanderbilt at LSU  
 Tennessee at Miss. State  
 Georgia at Alabama

Sat. Feb. 18  
**Miss. State at U.K.**  
 Alabama at Vanderbilt  
 Ole Miss at Auburn  
 LSU at Florida  
 Tennessee at Georgia

Mon. Feb. 20  
**Alabama at U.K.**  
 LSU at Auburn  
 Ole Miss at Florida  
 Miss. State at Vanderbilt

Sat. Feb. 25  
**U.K. at Tennessee**  
 Florida at Miss. State  
 Vanderbilt at Georgia  
 Ole Miss at LSU  
 Auburn at Alabama

Mon. Feb. 27  
**U.K. at Georgia**  
 Florida at Alabama  
 Auburn at Miss. State  
 Vanderbilt at Tennessee

Sat. Mar. 4  
 Alabama at Ole Miss  
 Georgia at Auburn  
 Tennessee at Florida  
 Miss. State at LSU

Mon. Mar. 6  
**U.K. at Vanderbilt**  
 Alabama at LSU  
 Tennessee at Auburn  
 Georgia at Florida  
 Miss. State at Ole Miss

Sat. Mar. 11  
 First round of NCAA  
 Tournament



## WILDCATS FEATURED FIVE TIMES ON SEC TV SERIES

The Kentucky Wildcats will be seen five times on the Southeastern Conference Television series, which enters its 14th season. In addition, two of the Cats' games, Notre Dame and Nevada, Las Vegas, will be shown nationally.

TVS Television Network of New York City will produce the regular Saturday games for the 14th year, while a new Monday series will be produced by Doug Layton Productions of Birmingham.

Auburn and Tennessee open the season, Jan. 4, while Kentucky and Vanderbilt close it at Nashville, Mar. 6. The Wildcats figure in the season's only doubleheader, Feb. 25, at Tennessee. Ole Miss and LSU wind up the day's feature at Baton Rouge.

Kentucky has won 30 and lost only 16, for a 65.2 per cent win average during the past 13-years. The year-by-year breakdown: Won one of three games in '65, three of four in '66, two of four in both '67 and '68, three of five in '69, all four in '70, three of four in '71, two of three in both '72 and '73, one of three in '74, all three in '75, two of three in in both '76 and '77.

### The Schedule:

Date	Day	Teams	Tip-Off
Jan. 4	Wednesday	Auburn at Tennessee	9:00 EST
Jan. 8	Sunday	Mississippi State at Alabama	1:00 CST
Jan. 9	Monday	Vanderbilt at Florida	9:00 EST
JAN. 14	SATURDAY	LSU at Kentucky	4:00 EST
Jan. 16	Monday	Alabama at Georgia	9:00 EST
JAN. 21	SATURDAY	KENTUCKY AT MISS. ST.	3:00 CST
Jan. 23	Monday	Florida at Mississippi	8:00 CST
Jan. 28	Saturday	Alabama at Auburn	3:00 CST
Jan. 30	Monday	Mississippi State at Auburn	8:00 CST
Feb. 4	Saturday	Louisiana State at Georgia	4:00 EST
Feb. 6	Monday	Louisiana State at Tennessee	9:00 EST
Feb. 11	Saturday	Vanderbilt at Mississippi	1:30 CST
Feb. 13	Monday	Tennessee at Mississippi State	8:00 CST
Feb. 18	Saturday	Alabama at Vanderbilt	3:00 CST
FEB. 20	MONDAY	ALABAMA AT KENTUCKY	9:00 EST
FEB. 25	SATURDAY	KENTUCKY AT TENNESSEE	2:00 EST
		Mississippi at Louisiana State	3:00 CST
Feb. 27	Monday	Florida at Alabama	8:00 CST
Mar. 4	Saturday	Tennessee at Florida	4:30 EST
MAR. 6	MONDAY	KENTUCKY AT VANDERBILT	8:00 CST

### SEC CAGE CHAMPIONS BY YEARS

1933 ... KENTUCKY	1948 ..... Kentucky	1963 ..... Miss. State
1934 ..... Alabama	1949 ..... Kentucky	1964 ..... Kentucky
1935 .. Ky., LSU (Tie)	1950 ..... Kentucky	1965 ..... Vanderbilt
1936 ..... Tennessee	1951 ..... Kentucky	1966 ..... Kentucky
1937 ..... Kentucky	1952 ..... Kentucky	1967 ..... Tennessee
1938 ..... Ga. Tech	1953 ..... LSU	1968 ..... Kentucky
1939 ..... Kentucky	1954 .. Ky., LSU (Tie)	1969 ..... Kentucky
1940 ..... Kentucky	1955 ..... Kentucky	1970 ..... Kentucky
1941 ..... Tennessee	1956 ..... Alabama	1971 ..... Kentucky
1942 ..... Kentucky	1957 ..... Kentucky	1972 . Ky., Tenn. (Tie)
1943 ..... Tennessee	1958 ..... Kentucky	1973 ..... Kentucky
1944 ..... Kentucky	1959 ..... Miss. State	1974 Vandy., Ala. (Tie)
1945 ..... Kentucky	1960 ..... Auburn	1975 .. Ky., Ala. (Tie)
1946 ..... Kentucky	1961 ..... Miss. State	1976 ..... Alabama
1947 ..... Kentucky	1962 KY., Miss. St. (Tie)	1977 .KY., Tenn. (Tie)

(Tournament decided champion until 1951. Title determined by regular season play starting in 1951. Kentucky did not play a schedule in 1953 due to NCAA suspension.)



## SEC COMPOSITE STANDING — 1933-1977

(Conference Games, Regular Season Only)

Team	No. Titles	Won	Lost	Pct.
Kentucky .....	30*	462	100	.822
Tennessee .....	6*	374	228	.621
Vanderbilt .....	2**	362	267	.576
Alabama .....	5**	400	293	.577
Auburn .....	1	324	315	.507
Louisiana State .....	2*	314	332	.486
Florida .....	0	253	326	.437
Mississippi State .....	4*	277	377	.424
Georgia .....	0	223	401	.357
Mississippi .....	0	217	422	.340
Georgia Tech (withdrew after '64) .....	1	201	207	.492
Tulane (withdrew after '66) .....	0	195	252	.436
Sewanee (withdrew after '40) .....	0	3	76	.036

\*Title shared with LSU in 1935, LSU in 1954, Mississippi State in 1962, Tennessee in 1972, Alabama in 1975, Tennessee in 1977.

+Vanderbilt and Alabama tied in 1974.

### KENTUCKY IN THE SEC

Perhaps the greatest supremacy enjoyed by any team in any sport is reflected by Kentucky's basketball success in the Southeastern Conference since 1933. Against SEC teams in regular season, tournaments and playoffs, UK has annexed a record of 522 victories and lost only 106—a winning average of 83.1 per cent. The 'Cats have won 30 league championships and hold over 60 team and individual records from regular season and tournament play. Only Tennessee, Vanderbilt, Alabama and Florida can boast of beating the Wildcats two in a row in the same season and only Mississippi State, Vanderbilt, Alabama and Tennessee are added to the exclusive club when the basis is widened to consecutive wins over two or more seasons. Kentucky's record against SEC teams since 1933, including non-conference games, is shown below.

UK Won Lost			UK Won Lost		
Alabama .....	59	13	Mississippi State .....	39	6
Auburn .....	36	8	Tennessee .....	71	25
Florida .....	36	10	Vanderbilt .....	67	19
Georgia .....	51	3	*Tulane .....	33	4
Louisiana State .....	44	3	*Georgia Tech .....	43	10
Mississippi .....	45	2	*Sewanee .....	2	0

\*Former members.

### FINAL SEC STANDING — 1976-77

	CONFERENCE			ALL GAMES				
	W	L	Pct.	W	L	Pct.	Pts.	Opp.
1. KENTUCKY .....	16	2	.889	26	4	.867	2509	2070
1. Tennessee .....	16	2	.889	22	6	.786	2399	2204
3. Alabama .....	14	4	.778	25	6	.807	2557	2340
4. Florida .....	10	8	.556	17	9	.654	2108	1980
5. Louisiana State .....	8	10	.444	15	12	.556	2162	2139
6. Mississippi State .....	6	12	.333	14	13	.519	2162	2013
6. Auburn .....	6	12	.333	13	13	.500	2092	1953
6. Vanderbilt .....	6	12	.333	10	16	.387	1834	1972
9. Mississippi .....	5	13	.278	11	16	.407	2005	2070
10. Georgia .....	3	15	.167	9	18	.333	1936	2094



## HOME FLOOR LOSSES SINCE 1943

		(Total of 40)			
Pct.	Date	Opponent	Score	Margin	
822	Jan. 8, 1955	Georgia Tech	59-58	1	
521	Dec. 10, 1955	Temple	73-61	12	
576	Dec. 21, 1955	Dayton (UKIT)	89-74	15	
577	Dec. 10, 1956	St. Louis	71-70	1	
507	Mar. 16, 1957	Michigan State (NCAA)	80-68	12	
486	Dec. 20, 1957	West Virginia (UKIT)	77-70	7	
437	Dec. 19, 1959	West Virginia (UKIT)	79-70	9	
424	Jan. 2, 1960	Georgia Tech	62-54	8	
357	Feb. 27, 1960	Tennessee	65-63	2	
340	Dec. 3, 1960	Florida State	63-58	5	
192	Dec. 22, 1960	St. Louis (UKIT)	74-72*	2	
136	Dec. 4, 1961	Southern California	79-77	2	
036	Feb. 12, 1962	Mississippi State	49-44	5	
62,	Dec. 1, 1962	Virginia Tech	80-77	3	
	Dec. 17, 1962	North Carolina	68-66	2	
	Jan. 5, 1963	Georgia Tech	86-85**	1	
	Jan. 19, 1963	Tennessee	78-69*	9	
	Feb. 18, 1963	Vanderbilt	69-67	2	
t is	Mar. 2, 1964	St. Louis	67-60	7	
nce	Dec. 19, 1964	Illinois (UKIT)	91-86	5	
has	Jan. 5, 1965	Vanderbilt	97-79	18	
3.1	Dec. 5, 1966	Illinois	98-97*	1	
eam	Dec. 13, 1966	North Carolina	64-55	9	
res-	Dec. 17, 1966	Florida	78-75	3	
in a	Dec. 28, 1966	Cornell	92-77	15	
and	Jan. 5, 1967	Vanderbilt	91-89*	2	
ccu-	Jan. 23, 1967	Tennessee	52-50**	2	
nce	Feb. 11, 1967	Mississippi State	77-72*	5	
	Mar. 16, 1968	Ohio State (NCAA)	82-81	1	
	Dec. 7, 1968	North Carolina	87-77	10	
6	Dec. 19, 1970	Purdue (UKIT)	89-83	6	
25	Dec. 13, 1971	Michigan State	91-85	6	
19	Dec. 4, 1972	Iowa	79-66	13	
4	Feb. 3, 1973	Vanderbilt	83-76	7	
10	Jan. 28, 1974	Vanderbilt	82-65	17	
0	Feb. 23, 1974	Alabama	94-71	23	
	Feb. 25, 1974	Florida	75-65	10	
	Jan. 10, 1976	Tennessee	88-90*	2	
	Dec. 18, 1976	Utah (UKIT) . . . Rupp Arena Era	68-78	2	
	Jan. 12, 1977	Tennessee	67-71*	4	

\*One overtime period.

\*\*Double overtime.

Average loss margin—6.7

p.  
070  
004  
040  
080  
039  
013  
053  
072  
070  
094

(Kentucky's home floor winning streak started against Ft. Knox on Jan. 4, 1943, following a loss to Ohio State two nights earlier. Before Ga. Tech snapped the string, the Wildcats had posted a national record 129 consecutive victories. All told, since the Ohio State loss, the Wildcats have won 404 and lost only 40 at home. The record in Memorial Coliseum (1951-1976) was 308-38. Since Rupp Arena became the home floor in 1976-77, the record is 12-2.



## KENTUCKY COACHES THROUGH THE YEARS

Years at UK	Name	Tenure	Won	Lost	Pct.	Best Season
1903-09	W. W. H. Mustaine and Others+ . . . . .	7	21	35	.375	
1910	E. R. Sweetland & R. E. Spahr . . . . .	1	4	8	.333	
1911	H. J. Iddings . . . . .	1	5	6	.454	5-6 in 1911
1912	E. R. Sweetland . . . . .	1	9	0	1.000	9-0 in 1912
1913	J. J. Tigert . . . . .	1	5	3	.625	5-3 in 1913
1914-15	Alpha Brumage . . . . .	2	18	7	.720	11-2 in 1914
1916	James Park . . . . .	1	8	6	.571	8-6 in 1916
1917	W. P. Tuttle . . . . .	1	4	6	.400	4-6 in 1917
1918	S. A. Boles . . . . .	1	9	2-1*	.791	9-2-1 in 1918
1919	Andrew Gill . . . . .	1	6	8	.428	6-8 in 1919
1920-24	George Buchheit . . . . .	5	44	27	.619	13-1 in 1921
1925	C. O. Applegran . . . . .	1	13	8	.619	13-8 in 1925
1926	Ray Eklund . . . . .	1	15	3	.833	15-3 in 1926
1927	Basil Hayden . . . . .	1	3	13	.187	3-13 in 1927
1928-30	John Mauer . . . . .	3	40	14	.740	16-3 in 1930
1931-72	Adolph Rupp . . . . .	42 #	880	190	.822	25-0 in 1954
1973	Joe B. Hall . . . . .	5	105	40	.724	26-4 in 1977

18 Coaches in 75 Seasons—Record 1564 Games:  
Won 1189, Lost 376, Tied 1—76.0%

\*Unique tie game resulted from scorer's error discovered after game.

#No schedule played in 1953—Rupp's record for 41 seasons.

+Basketball at UK reportedly started when W. W. H. Mustaine called together some students, took up a collection totaling \$3 for a ball and told them to start playing. There was no official coach from 1903 until 1910. Managers ran the team.

### ON THE TRAIL OF TITLES -- NCAA CHAMPIONS

1939	Oregon	1952	Kansas	1965	UCLA
1940	Indiana	1953	Indiana	1966	Texas Western
1941	Wisconsin	1954	LaSalle	1967	UCLA
1942	Stanford	1955	San Francisco	1968	UCLA
1943	Wyoming	1956	San Francisco	1969	UCLA
1944	Utah	1957	North Carolina	1970	UCLA
1945	Oklahoma A&M	1958	Kentucky	1971	UCLA
1946	Oklahoma A&M	1959	California	1972	UCLA
1947	Holy Cross	1960	Ohio State	1973	UCLA
1948	Kentucky	1961	Cincinnati	1974	N.C. St.
1949	Kentucky	1962	Cincinnati	1975	UCLA
1950	CCNY	1963	Loyola (Chicago)	1976	Indiana
1951	Kentucky	1964	UCLA	1977	Marquette



## TOP ALL-TIME KENTUCKY SCORERS—VARSITY CAREER

### (The 1,000 Point Club)

Player—Pos.	Years	Points	Games	Average
1. Dan Issel (C) . . . . .	3 (1968-70)	2,138	83	25.7
2. Kevin Grevey (F) . . . . .	3 (1973-75)	1,801	84	21.4
3. Cotton Nash (C-F) . . . . .	3 (1962-64)	1,770	78†	22.69
4. Alex Groza (C) . . . . .	4 (1945, 47-49)	1,744	120	14.4
5. Louie Dampier (G) . . . . .	3 (1965-67)	1,575	80	19.7
6. Mike Casey (G) . . . . .	3 (1968-69-71)	1,535	82	18.7
7. Ralph Beard (G) . . . . .	4 (1946-49)	1,517	139	10.8
8. Cliff Hagan (C) . . . . .	2½ (1951-52, 54)	1,475	77	19.2
9. Pat Riley (F) . . . . .	3 (1965-67)	1,464	80	18.3
10. Johnny Cox (F) . . . . .	3 (1957-59)	1,461	84	17.3
11. Jack Givens (F) . . . . .	3 (1975-77)	1,460	91	16.0
12. Mike Pratt (F) . . . . .	3 (1968-70)	1,359	81	16.8
13. Frank Ramsey (G) . . . . .	3 (1951-52, 54)	1,344	91	14.7
14. Jim Andrews (C) . . . . .	3 (1971-73)	1,320	80	16.5
15. Tom Parker (F) . . . . .	3 (1970-72)	1,238	80	15.5
16. Bill Spivey (C) . . . . .	2 (1950-51)	1,213	63	19.2
17. Vernon Hatton (G) . . . . .	3 (1956-58)	1,154	76	15.1
18. Wallace Jones (F) . . . . .	4 (1946-49)	1,151	98*	....
19. Bill Lickert (F-G) . . . . .	3 (1959-61)	1,076	73	14.7
20. Mike Phillips (C) . . . . .	3 (1975-77)	1,051	89	11.8
21. Jim Line (F) . . . . .	4 (1947-50)	1,041	100*	....
22. Bob Burrow (C) . . . . .	2 (1955-56)	1,023#	51	20.0
23. Jimmy Dan Conner (F-G) . . . . .	3 (1973-75)	1,009	85	11.9
24. Bobby Watson (G) . . . . .	3 (1950-52)	1,001	96	10.4

\* No record for number of games played in 1947.

† Achieved membership in club earliest of any Wildcat, hitting 1,000th point in the 19th game of junior year.

# Kentucky career totals only. Junior College total of 2,191 points not included.

### TOP REGULAR SEASON SCORERS

Player—Pos.	Year	Games	FG	FT	TP	Ave.
Dan Issel (C) . . . . .	1970 (Sr.)	26	339	198	876	33.7
Dan Issel (C) . . . . .	1969 (Jr.)	26	269	159	697	26.8
Cotton Nash (C-F) . . . . .	1964 (Sr.)	25	233	149	615	24.6
Kevin Grevey (F) . . . . .	1975 (Sr.)	26	265	99	629	24.2
Cliff Hagan (C) . . . . .	1954 (Sr.)	25	234	132	600	24.0
Cotton Nash (C-F) . . . . .	1962 (Soph.)	24	205	161	571	23.8
Jim Andrews (C) . . . . .	1972 (Jr.)	26	224	120	568	21.9
Kevin Grevey (F) . . . . .	1974 (Jr.)	25	232	83	547	21.9
Pat Riley (F) . . . . .	1966 (Jr.)	25	225	91	541	21.6
Louie Dampier (G) . . . . .	1966 (Jr.)	25	211	99	521	20.8
Cliff Hagan (C) . . . . .	1952 (Jr.)	26	206	128	540	20.8
Jack Givens (F) . . . . .	1976 (Soph.)	26	216	105	537	20.7
Louie Dampier (G) . . . . .	1967 (Sr.)	26	219	99	537	20.6
Cotton Nash (C-F) . . . . .	1963 (Jr.)	25	176	162	514	20.6
Mike Casey (G) . . . . .	1968	25	215	76	506	20.2



Twenty-Fifth Annual  
U.K. INVITATIONAL TOURNAMENT

Rupp Arena — December 16-17, 1977

First Night: Seattle vs. St. John's—7:05 p.m. EST

Portland State vs. Kentucky—Appx. 9:05 p.m. EST

Second Night: Third Place Game—7:05 p.m. EST

Championship Game—Appx. 9:05 p.m. EST



1976 UKIT ALL-TOURNAMENT TEAM—From left, UK Athletic Director Cliff Hagan, Rick Robey of UK, Tony Robertson of West Virginia, Jeff Judkins of Utah, Jack Givens and James Lee of UK. Judkins was selected MVP and was the tournament's high scorer with 53 points.

UKIT newcomers Portland State, Seattle and St. John's will give Rupp Arena fans a fresh look despite the Wildcats' having met Seattle and St. John's in the past.

The Wildcats have met Seattle only once, in 1958, when they won their fifth NCAA title by downing the Chieftains and Elgin Baylor, 84-72.

Kentucky and St. John's had an outstanding series going in the forties, where many of the games were played in old Madison Square Garden, but the series ended in 1952 when the Redmen upset the Cats, 64-57, in the NCAA East Regional finals after having been demolished, 81-40, earlier that year in Lexington. The Wildcats hold an 8-3 series lead.

While Kentucky and Portland State have never met, the highlight of the tournament likely will be the Vikings crowd-pleasing Freeman Williams, who led the nation in scoring last year with a 38.8 average and became only the ninth junior in history to surpass the 1,000 point mark.

Tear  
Air  
Ariz  
Arm  
Bow  
Brac  
Calif  
Cinc  
Colo  
Dart  
Day  
De F  
Duk  
Geo  
Illin  
Indi  
Iowa  
Kan  
KEN  
LaS  
Mich  
Mini  
Miss  
Nav  
Neb  
Nor  
Ohio  
Okla  
Oreg  
Oreg  
Penn  
Prin  
Purd  
St. I  
Sou  
Sou  
Sou  
Star  
Ten  
UCI  
Utah  
Vill  
Wak  
Was  
Wes  
Wis  
Xav



## UKIT PARTICIPANTS THROUGH THE YEARS

(Listed Alphabetically)

Team	Record	Titles	Years Played
Air Force	Won 0, Lost 2		1965
Arizona State	Won 1, Lost 1		1975
Army	Won 1, Lost 1		1968
Bowling Green	Won 0, Lost 2		1976
Bradley	Won 0, Lost 2		1968
California	Won 2, Lost 4		1960, '65, '71
Cincinnati	Won 1, Lost 1		1967
Colorado State	Won 1, Lost 1		1972
Dartmouth	Won 0, Lost 2		1973
Dayton	Won 4, Lost 6	'55	1955-6, '64, -7, -9
De Paul	Won 0, Lost 2		1970
Duke	Won 1, Lost 3		1953, '69
Georgia Tech	Won 0, Lost 2		1975
Illinois	Won 3, Lost 3	'64	1956, '60, '64
Indiana	Won 1, Lost 1		1965
Iowa	Won 0, Lost 2		1962
Kansas State	Won 3, Lost 3		1961, '66, '70
KENTUCKY	Won 41, Lost 7	(17)	(Every)
LaSalle	Won 2, Lost 2		1953, '54
Michigan	Won 1, Lost 1		1968
Minnesota	Won 1, Lost 3		1955, '57
Missouri	Won 1, Lost 1		1971
Navy	Won 0, Lost 2		1970
Nebraska	Won 0, Lost 2		1972
North Carolina	Won 1, Lost 3		1957, '59
Ohio State	Won 1, Lost 3		1958, '73
Oklahoma State	Won 2, Lost 2		1958, '74
Oregon	Won 1, Lost 1		1972
Oregon State	Won 3, Lost 3		1962, '66, '75
Penn State	Won 0, Lost 2		1966
Princeton	Won 2, Lost 2		1963, '71
Purdue	Won 2, Lost 0	'70	1970
St. Louis	Won 3, Lost 1	'60	1959, '60
South Carolina	Won 1, Lost 1		1967
Southern California	Won 1, Lost 1		1954
Southern Methodist	Won 1, Lost 1		1956
Stanford	Won 1, Lost 1		1973
Tennessee	Won 1, Lost 1		1961
UCLA	Won 1, Lost 1		1953
Utah	Won 2, Lost 4	'76	1954, '55, '76
Villanova	Won 1, Lost 1		1974
Wake Forest	Won 1, Lost 1		1963
Washington State	Won 0, Lost 2		1974
West Virginia	Won 7, Lost 5	'57, 59	1957-8-9, '62, '64, '76
Wisconsin	Won 0, Lost 2		1963
Xavier	Won 0, Lost 2		1961



### U.K.I.T. TEAM SINGLE GAME RECORDS

Most Points Scored (Kentucky 112 vs. Michigan—1st Round, 1963) . . . . .	112	1953
Most Points Both Teams (Kentucky 112 vs. Michigan 104—1st Round, 1968) . . . . .	216	
Fewest Points Scored (Southern California vs. LaSalle—1st Round, 1954) . . . . .	38	
Fewest Points Scored, Both Teams (LaSalle vs. Southern California—1st Round, 1954) . . . . .	87	1954
Most Field Goals Attempted (Kentucky vs. De Paul—1st Round, 1956) . . . . .	100	
Most Field Goals (Kentucky vs. De Paul—1st Round, 1970) . . . . .	46	
Most Free Throws Attempted (St. Louis vs. West Virginia—1st Round, 1959) . . . . .	47	
Most Free Throws Attempted, Both Teams (Kentucky 43 and Illinois 37—1st Round, 1960) . . . . .	80	1955
Most Free Throws Made (St. Louis vs. West Virginia—1st Round, 1959) . . . . .	38	
Most Rebounds (Dayton vs. West Virginia—Third Place Game, 1964; Purdue vs. Kentucky—Championship Game, 1970) . . . . .	74	1956
Fewest Personal Fouls (Kentucky vs. SMU—1956) . . . . .	7	
Most Personal Fouls (Kentucky vs. Washington State—1st Round, 1974) . . . . .	34	
Most Personal Fouls, Both Teams (Kentucky 34 vs. Washington State 23—1st Round, 1974) . . . . .	57	1957
Biggest Margin of Victory (Kentucky 91, Indiana 56—Championship Game, 1965) . . . . .	35	
Smallest Margin of Victory (West Virginia 87 vs. St. Louis 86—1st Round, 1959 (Tied by St. Louis 54 vs. California 53 (1 OT)—1st Round, 1960; Cincinnati 71 vs. Dayton 70, 3rd Place, 1967) . . . . .	1	1958
Overtime Victories—St. Louis twice in 1960 (St. Louis 54 vs. California 43 (1 OT), St. Louis 74 vs. Kentucky 72 (1 OT)		
Best Shooting Percentage (Game) (West Virginia vs. Bowling Green—2nd Round, 1976) (34 of 50) . . . . .	68.0	1959

### U.K.I.T. INDIVIDUAL SINGLE GAME RECORDS

Most Points Scored (Bill Bradley, Princeton vs. Wisconsin—3rd Place Game, 1963) . . . . .	47	
Most Field Goal Attempts (Bill Bradley, Princeton vs. Wisconsin—3rd Place Game, 1963) . . . . .	37	1960
Most Field Goals (Bill Bradley, Princeton vs. Wisconsin—3rd Place Game, 1963) . . . . .	18	
Most Free Throws Attempted (Rick Roberson, Cincinnati vs. South Carolina—1st Round, 1967) . . . . .	21	
Most Free Throws Made (Rick Roberson, Cincinnati vs. South Carolina—1st Round, 1967—on 21 FTA) . . . . .	16	1960
Most Rebounds (Ron Johnson, Minnesota vs. North Carolina—1st Round, 1957; Rich Kelley, Stanford vs. Kentucky—Championship Game, 1973) . . . . .	27	1960

### HIGH POINT PERFORMERS BY YEARS (Two Games)

1976 Jeff Judkins, Utah . . . . . 53	1964 Henry Finkel (Dayton) . . . . . 64
1975 Don Smith, Ore.St., Rick Taylor, Ariz.St. . . . . 40	1963 Bill Bradley (Princeton) . . . . . 77
1974 Ronnie Daniel (Okla.St.) . . . . . 56	1962 Cotton Nash (Kentucky) . . . . . 57
1973 Kevin Grevey (Kentucky) . . . . . 50	1961 Larry Pursiful (Kentucky) . . . . . 60
1972 Jim Andrews (Kentucky) . . . . . 48	1960 Bill Lickert (Kentucky) . . . . . 43
1971 Brian Taylor (Princeton) . . . . . 66	1959 Jerry West (West Virginia) . . . . . 70
1970 Mike Casey (Kentucky) . . . . . 53	1958 Jerry West (West Virginia) . . . . . 48
1969 Dan Issel (Kentucky) . . . . . 60	1957 Ron Johnson (Minnesota) . . . . . 56
1968 Dan Issel (Kentucky) . . . . . 56	1956 Jim Krebs (S.M.U.) . . . . . 47
1967 Mike Casey (Kentucky) . . . . . 46	1955 Jim Paxson (Dayton) . . . . . 51
1966 Louie Dampier (Kentucky) . . . . . 51	1954 Phil Grawmeyer (Ky.) . . . . . 41
1965 Louie Dampier (Kentucky) . . . . . 46	1953 Cliff Hagan (Kentucky) . . . . . 55



## U.K.I.T. HISTORY

- 12 1953 CHAMPIONSHIP GAME: Kentucky 73, LaSalle 60.  
 Consolation: UCLA 72, Duke 67.  
 16 First Round: LaSalle 62, UCLA 53; Kentucky 85, Duke 69.  
 38 Attendance: 16,714.
- 87 1954 CHAMPIONSHIP GAME: Kentucky 63, LaSalle 54.  
 00 Consolation: Southern California 54, Utah 52.  
 46 First Round: LaSalle 49, Southern California 38; Kentucky 70, Utah  
 47 65.  
 Attendance: 17,973.
- 80 1955 CHAMPIONSHIP GAME: Dayton 89, Kentucky 74.  
 38 Consolation: Minnesota 90, Utah 77.  
 First Round: Dayton 77, Utah 73; Kentucky 72, Minnesota 65.  
 Attendance: 19,185.
- 74 1956 CHAMPIONSHIP GAME: Kentucky 91, Illinois 70.  
 7 Consolation: Southern Methodist 67, Dayton 59.  
 34 First Round: Illinois 82, Dayton 65; Kentucky 72, Southern Methodist  
 67.  
 Attendance: 15,753.
- 57 1957 CHAMPIONSHIP GAME: West Virginia 75, North Carolina 64.  
 Consolation: Kentucky 78, Minnesota 58.  
 35 First Round: North Carolina 73, Minnesota 67; West Virginia 77, Ken-  
 tucky 70.  
 Attendance: 20,956.
- 1 1958 CHAMPIONSHIP GAME: Kentucky 97, West Virginia 91.  
 Consolation: Oklahoma State 63, Ohio State 59.  
 First Round: West Virginia 67, Oklahoma St. 49; Kentucky 95, Ohio St.  
 76.  
 Attendance: 20,386.
- 8.0 1959 CHAMPIONSHIP GAME: West Virginia 79, Kentucky 70.  
 Consolation: St. Louis 68, North Carolina 52.  
 47 First Round: West Virginia 87, St. Louis 86; Kentucky 76, North  
 Carolina 70.  
 Attendance: 22,713.
- 37 1960 CHAMPIONSHIP GAME: St. Louis 74, Kentucky 72 (1 overtime).  
 18 Third Place: California 72, Illinois 54.  
 First Round: St. Louis 54, California 53 (1 overtime); Kentucky 83,  
 21 Illinois 78.  
 Attendance: 15,095.
- 16 1961 CHAMPIONSHIP GAME: Kentucky 80, Kansas State 67.  
 57; Third Place: Tennessee 75, Xavier 70.  
 27 First Round: Kansas State 75, Xavier 67; Kentucky 96, Tennessee 69.  
 Attendance: 16,013.
- 64 1962 CHAMPIONSHIP GAME: Kentucky 79, West Virginia 75.  
 77 Third Place: Oregon State 61, Iowa 55.  
 57 First Round: West Virginia 70, Oregon State 65; Kentucky 94, Iowa 69.  
 60 Attendance: 22,138.
- 43 1963 CHAMPIONSHIP GAME: Kentucky 98, Wake Forest 75.  
 70 Third Place: Princeton 90, Wisconsin 87.  
 48 First Round: Wake Forest 96, Princeton 67; Kentucky 108, Wisconsin  
 56 85.  
 Attendance: 22,111.
- 47 1964 CHAMPIONSHIP GAME: Illinois 91, Kentucky 86.  
 51 Third Place: Dayton 71, West Virginia 67.  
 41 First Round: Illinois 104, Dayton 86; Kentucky 102, West Virginia 78.  
 55 Attendance: 22,804.



- 1965 CHAMPIONSHIP GAME: Kentucky 91, Indiana 56.  
Third Place: California 75, Air Force 70.  
First Round: Indiana 71, California 64; Kentucky 78, Air Force 58.  
Attendance: 21,069.
- 1966 CHAMPIONSHIP GAME: Kentucky 83, Kansas State 79. 1976  
Third Place: Oregon State 64, Penn State 61. 1975  
First Round: Kansas State 83, Penn State 59; Kentucky 96, Oregon 1974  
State 66.  
Attendance: 21,318. 1973
- 1967 CHAMPIONSHIP GAME: Kentucky 76, South Carolina 66. 1972  
Third Place: Cincinnati 71, Dayton 70. 1971  
First Round: South Carolina 64, Cincinnati 61; Kentucky 88, Dayton 1970  
85. 1969  
Attendance: 22,371. 1968
- 1968 CHAMPIONSHIP GAME: Kentucky 80, Army 65. 1967  
Third Place: Michigan 95, Bradley 93. 1965  
First Round: Army 54, Bradley 52; Kentucky 112, Michigan 104. 1964  
Attendance: 23,000. 1963
- 1969 CHAMPIONSHIP GAME: Kentucky 98, Duke 76. 1962  
Third Place: Dayton 83, Navy 69. 1961  
First Round: Duke 72, Dayton 67; Kentucky 73, Navy 59.  
Attendance: 23,365.
- 1970 CHAMPIONSHIP GAME: Purdue 89, Kentucky 83. 1960  
Third Place: Kansas State 78, De Paul 68. 1959  
First Round: Purdue 87, Kansas State 68; Kentucky 106, De Paul 85. 1958  
Attendance: 23,462.
- 1971 CHAMPIONSHIP GAME: Kentucky 96, Princeton 82. 1957  
Third Place: Missouri 82, California 70. 1956  
First Round: Princeton 85, California 59; Kentucky 83, Missouri 79.  
Attendance: 22,337.
- 1972 CHAMPIONSHIP GAME: Kentucky 95, Oregon 68. 1955  
Third Place: Colorado State 57, Nebraska 51. 1954  
First Round: Oregon 73, Colorado State 69; Kentucky 85, Nebraska 60. 1953  
Attendance: 23,100.
- 1973 CHAMPIONSHIP GAME: Kentucky 78, Stanford 77.  
Third Place: Ohio State 85, Dartmouth 80.  
First Round: Stanford 68, Ohio State 53; Kentucky 102, Dartmouth  
77. 1977  
Attendance: 23,116. 1975
- 1974 CHAMPIONSHIP GAME: Kentucky 90, Oklahoma State 65. 1973  
Third Place: Villanova 92, Washington State 83. 1972  
First Round: Oklahoma State 88, Villanova 75; Kentucky 97, Washing-  
ton State 75. 1971  
Attendance: 22,489.
- 1975 CHAMPIONSHIP GAME: Kentucky 82, Oregon State 74. 1970  
Third Place: Arizona State 85, Georgia Tech 70. 1969  
First Round: Oregon State 87, Arizona State 83; Kentucky 66, Georgia 1968  
Tech 64. 1960  
Attendance: 23,000. 1964
- 1976 CHAMPIONSHIP GAME: Utah 70, Kentucky 68. 1966  
Third Place: West Virginia 85, Bowling Green 78. 1965  
First Round: Utah 74, West Virginia 70; Kentucky 77, Bowling Green 1964  
59. 1963  
Attendance: 37,297. 1962  
1959  
1958  
1957  
1956  
1955  
1954  
1953



**TOURNAMENT TRAIL**  
**U.K. INVITATIONAL TOURNAMENT**  
(23 Appearances—17 Championships)

1976	Won 1, Lost 1.	Lost championship to Utah.
1975	Won 2, Lost 0.	Defeated Georgia Tech and Oregon State for title.
1974	Won 2, Lost 0.	Defeated Washington State and Okla. State for Championship.
1973	Won 2, Lost 0.	Defeated Dartmouth and Stanford for Championship.
1972	Won 2, Lost 0.	Defeated Nebraska and Oregon for Championship.
1971	Won 2, Lost 0.	Defeated Missouri and Princeton for Championship.
1970	Won 1, Lost 1.	Lost Championship to Purdue.
1969	Won 2, Lost 0.	Defeated Navy and Duke for Championship.
1968	Won 2, Lost 0.	Defeated Michigan and Army for Championship.
1967	Won 2, Lost 0.	Defeated Dayton and South Carolina for championship.
1965	Won 2, Lost 0.	Defeated Air Force and Indiana for championship.
1964	Won 1, Lost 1.	Lost championship to Illinois.
1963	Won 2, Lost 0.	Defeated Wisconsin and Wake Forest for title.
1962	Won 2, Lost 0.	Defeated Iowa and West Virginia for championship.
1961	Won 2, Lost 0.	Defeated Tennessee and Kansas State for championship.
1960	Won 1, Lost 0.	Lost championship to St. Louis.
1959	Won 1, Lost 1.	Lost championship to West Virginia.
1958	Won 2, Lost 0.	Defeated Ohio State and West Virginia for championship.
1957	Won 1, Lost 1.	Eliminated by West Virginia in first game. Defeated Minnesota for third place.
1956	Won 2, Lost 0.	Defeated Southern Methodist and Illinois for championship.
1955	Won 1, Lost 1.	Lost championship to Dayton.
1954	Won 2, Lost 0.	Defeated Utah and LaSalle for championship.
1953	Won 2, Lost 0.	Defeated Duke and LaSalle for championship.

(For Dates, Sites and Scores See All-Time Record Section)

**N.C.A.A. TOURNAMENT**

(Record 23 Appearances—4 championships)

1977	Won 2, Lost 1.	Lost to North Carolina in East Regional Finals.
1975	Won 4, Lost 1.	Lost to UCLA in Championship Game
1973	Won 1, Lost 1.	Eliminated by Indiana in Mideast Regional Finals.
1972	Won 1, Lost 1.	Eliminated by Florida State in Mideast Regional Finals.
1971	Won 0, Lost 2.	Lost to Western Kentucky in Mideast Regional first game.
1970	Won 1, Lost 1.	Eliminated by Jacksonville in Mideast Regional finals.
1969	Won 1, Lost 1.	Lost to Marquette in Mideast Regional first game.
1968	Won 1, Lost 1.	Eliminated by Ohio State in Regional finals.
1966	Won 3, Lost 1.	Lost to Texas Western in championship game.
1964	Won 0, Lost 2.	Lost to Ohio University in Mideast Regional first game.
1962	Won 1, Lost 1.	Eliminated by Ohio State in Mideast Regional finals.
1961	Won 1, Lost 1.	Eliminated by Ohio State in Mideast Regional finals.
1959	Won 1, Lost 1.	Eliminated by Louisville in Mideast Regional first round.
1958	<b>NATIONAL CHAMPIONS.</b>	
	Won 4, Lost 0.	Defeated Seattle for title.
1957	Won 1, Lost 1.	Eliminated by Michigan State in Midwest Regional finals.



- 1956 Won 1, Lost 1. Eliminated by Iowa in Eastern Regional finals.  
 1955 Won 1, Lost 1. Eliminated by Marquette in Eastern Regional first round.  
 1954 Withdrew after winning automatic berth as SEC champion.  
 1952 Won 1, Lost 1. Eliminated by St. Johns in Eastern Regional finals.  
 1951 NATIONAL CHAMPIONS.  
 Won 4, Lost 0. Defeated Kansas State for title.  
 1949 NATIONAL CHAMPIONS.  
 Won 3, Lost 0. Defeated Oklahoma A&M for title.  
 1948 NATIONAL CHAMPIONS.  
 WON 3, Lost 0. Defeated Baylor for title.  
 1945 Won 1, Lost 1. Eliminated by Ohio State in first round.  
 1942 Won 1, Lost 1. Eliminated by Dartmouth in second game.  
 (For Dates, Sites and Scores See All-Time Record Section)

### SUGAR BOWL TOURNAMENT

(Ten Appearances—Five Championships)

- 1963 Won 2, Lost 0. Defeated Duke for championship.  
 1956 Won 2, Lost 0. Defeated Houston for championship.  
 1951 Won 1, Lost 1. Eliminated in finals by St. Louis.  
 Defeated Syracuse in consolation game.  
 1950 Won 1, Lost 1. Eliminated in first game by St. Louis.  
 1949 Won 2, Lost 0. Defeated Bradley for championship.  
 1948 Won 1, Lost 1. Eliminated in finals by St. Louis.  
 1946 Won 0, Lost 1. Lost to Oklahoma A&M.  
 1940 Won 0, Lost 1. Lost to Indiana.  
 1939 Won 1, Lost 0. Defeated Ohio State for championship.  
 1937 Won 1, Lost 0. Defeated Pittsburgh for championship.  
 (For Dates, Sites and Scores See All-Time Record Section)

### NATIONAL INVITATION TOURNAMENT (NIT)

(Six Appearances—Two Championships)

- 1976 Won 4, Lost 0. Defeated UNCC for championship.  
 1950 Won 0, Lost 1. Eliminated in first game by CCNY.  
 1949 Won 0, Lost 1. Eliminated in first game by Loyola (Chicago).  
 1947 Won 2, Lost 1. Eliminated by Utah in third game.  
 1946 Won 3, Lost 0. Defeated Rhode Island for championship.  
 1944 Won 2, Lost 1. Eliminated by St. John's in second game. Defeated  
 Oklahoma A&M in consolation game.  
 (For Dates, Sites and Scores See All-Time Record Section)

### SOUTHERN INTERCOLLEGIATE ATHLETIC ASSOCIATION (SIAA) TOURNAMENT

(Three Appearances—One Championship)

- 1924 Won 0, Lost 1. Eliminated in first game by North Carolina.  
 1922 Won 1, Lost 1. Eliminated in second game by Mercer.  
 1921 Won 4, Lost 0. Defeated Georgia for championship.

### SOUTHERN CONFERENCE TOURNAMENT

(Seven Appearances—No Championships)\*

- 1932 Won 1, Lost 1. Eliminated in second game by North Carolina.  
 1931 Won 3, Lost 1. Eliminated in finals by Maryland.

\*Kentucky joined Southeastern Conference in 1933.



- 1930 Won 2, Lost 1. Eliminated in semi-finals by Duke.  
 1929 Won 1, Lost 1. Eliminated in second game by Georgia.  
 1928 Won 2, Lost 1. Eliminated in semi-finals by Mississippi.  
 1926 Won 2, Lost 1. Eliminated in semi-finals by Miss A&M.  
 1925 Won 1, Lost 1. Eliminated in second game by Georgia.

### OLYMPIC TRIALS TOURNAMENT

(One Appearance—Champions College Bracket)

- 1948 Won 2, Lost 1. Qualified as NCAA Champion. Defeated Louisville and Baylor for championship College Bracket. Lost to AAU Champion Phillips Oilers in National Finals.

### OLYMPIC GAMES

(One Appearance—One World Championship)

- 1948 Won 8, Lost 0. Kentucky participated along with the Phillips Oilers as the United States' basketball entry. Defeated France for the championship.

### SOUTHEASTERN CONFERENCE (SEC) TOURNAMENT

(Nineteen Appearances—Record 13 Championships)\*

- 1952 Won 4, Lost 0. Defeated Louisiana State for championship.  
 1951 Won 3, Lost 1. Eliminated in finals by Vanderbilt.  
 1950 Won 3, Lost 0. Defeated Tennessee for championship.  
 1949 Won 4, Lost 0. Defeated Tulane for championship.  
 1948 Won 4, Lost 0. Defeated Georgia Tech for championship.  
 1947 Won 4, Lost 0. Defeated Tulane for championship.  
 1946 Won 4, Lost 0. Defeated Louisiana State for championship.  
 1945 Won 4, Lost 0. Defeated Tennessee for championship.  
 1944 Won 3, Lost 0. Defeated Tulane for championship.  
 1943 Won 3, Lost 1. Eliminated in finals by Tennessee.  
 1942 Won 4, Lost 0. Defeated Alabama for championship.  
 1941 Won 3, Lost 1. Eliminated in finals by Tennessee.  
 1940 Won 3, Lost 0. Defeated Georgia for championship.  
 1939 Won 3, Lost 0. Defeated Tennessee for championship.  
 1938 Won 0, Lost 1. Eliminated in first game by Tulane.  
 1937 Won 3, Lost 0. Defeated Tennessee for championship.  
 1936 Won 1, Lost 1. Eliminated in second game by Tennessee.  
 1935 No Tournament Held.  
 1934 Won 0, Lost 1. Eliminated in first game by Florida.  
 1933 Won 4, Lost 0. Defeated Mississippi State for championship.

\* No tournament held since 1952.

\* \* \* \* \*

John Mauer, University of Kentucky basketball coach during the 1927-28, 1928-29, and 1929-30 seasons, played halfback at the University of Illinois in the same backfield with the immortal Red Grange and was a teammate of All-American guard Bernie E. Shively, who later became UK's athletic director. In basketball, Mauer was an All-Western Conference forward two years and captain of the Illinois team his senior year.

George Buchheit, who coached the Wildcats five seasons, from 1919 to 1924, was an All-Western end and star of the basketball and track teams at the University of Illinois.



## FAME COMES TO THE WILDCATS OLYMPIC GOLD MEDAL WINNERS

(With seven players winning the coveted medal for Olympic participation, the University of Kentucky leads the nation in honorees.)

Wallace Jones . . . . . 1948	Kenny Rollins . . . . . 1948
Cliff Barker . . . . . 1948	Billy Evans . . . . . 1956
Ralph Beard . . . . . 1948	Adrian Smith . . . . . 1960
Alex Groza . . . . . 1948	

### CHANDLER TROPHY

(Donated annually by Radio Station WVLK of Lexington in honor of A. B. (Happy) Chandler, two-time Governor of Kentucky and former Commissioner of Baseball. This trophy is awarded to the basketball player chosen by a secret committee as best exemplifying the qualities of leadership, scholarship, character and ability.)

1977 . . . . . Rick Robey	1965 . . . . . Terry Mobley	
1976 . . . . . Jack Givens	1964 . . . . . Larry Conley	
1975 . . . . . Jimmy Dan Conner	1963 . . . . . Roy Roberts	
1974 . . . . . Bob Guyette	1962 . . . . . Larry Pursiful	
1973 . . . . . Kevin Grevey	1961 . . . . . Dick Parsons	
1972 . . . . . Stan Key	1960 . . . . . Dick Parsons	
1971 . . . . . Larry Steele	1959 . . . . . Johnny Cox	
1970 . . . . . Dan Issel	1958 . . . . . Vernon Hatton	
1969 . . . . . Dan Issel	1957 . . . . . Ed Beck	
1968 (tie) . . . . . Thad Jaracz,	1956 . . . . . Bob Burrow	
Cliff Berger	1955 . . . . . Bill Evans	
1967 (tie) . . . . . Louie Dampier,	1954 . . . . . Frank Ramsey	
Pat Riley	1953 . . . . . Not awarded	
1966 (tie) . . . . . Larry Conley,	1952 . . . . . Frank Ramsey	
Tommy Kron	1951 . . . . . Frank Ramsey	

### JOE B. HALL TROPHY

(Donated by Joe B. Hall to UK's Best Varsity Free Throw Shooter)

1977 . . . . .	Jack Givens . . . . .	94 of 113—83.2%
1976 . . . . .	Jack Givens . . . . .	116 of 140—82.9%
1975 . . . . .	Rick Robey . . . . .	51 of 63—81.0%
1974 . . . . .	Kevin Grevey . . . . .	83 of 100—83.0%
1973 . . . . .	Steve Lochmueller . . . . .	33 of 38—86.8%

### ADOLPH F. RUPP TROPHY

(Donated by Adolph Rupp to UK's Best Varsity Free Throw Shooter—Retired in 1972)

1972 . . . . .	Ronnie Lyons (G) . . . . .	70 of 80—87.5%
1971 . . . . .	Kent Hollenbeck (G) . . . . .	82 of 93—88.2%
1970 . . . . .	Larry Steele (F) . . . . .	45 of 49—91.8%
1969 . . . . .	Phil Argento (G) . . . . .	47 of 61—77.0%
1968 . . . . .	Mike Casey (G) . . . . .	79 of 96—82.3%
1967 . . . . .	Louie Dampier (G) . . . . .	99 of 119—87.2%
1966 . . . . .	Tommy Kron (G) . . . . .	57 of 67—85.1%
1965 . . . . .	Louie Dampier (G) . . . . .	84 of 100—84.0%
1964 . . . . .	Tommy Kron (G) . . . . .	28 of 34—82.3%
1963 . . . . .	Scotty Baesler (G) . . . . .	59 of 69—85.5%
1962 . . . . .	Larry Pursiful (G) . . . . .	89 of 109—81.6%



### KENTUCKY CENTRAL INSURANCE COMPANIES TROPHY

(Given annually by Kentucky Central, Lexington, to the player chosen by a secret committee as most valuable to his team.)

1977	Jack Givens	1968	Mike Casey
1976 (tie)	Jack Givens, Mike Phillips	1967 (tie)	Louie Dampier, Pat Riley
1975	Kevin Grevey	1966 (tie)	Pat Riley, Louie Dampier
1974	Kevin Grevey	1965	Pat Riley
1973	Jim Andrews	1964 (tie)	Cotton Nash, Larry Conley
1972	Tom Parker	1963	Ted Deeken
1971	Larry Steele	1962	Cotton Nash
1970 (tie)	Dan Issel, Mike Pratt		
1969	Dan Issel		

### HARRY C. LANCASTER AWARD

(Presented by Dawahare's of Kentucky to Varsity Starter Committing Fewest Turnovers for Time Played)

1977	Jack Givens (53)
1976	Reggie Warford (46)
1975	Bob Guyette (50)
1974	Ronnie Lyons (37)
1973	Ronnie Lyons (46)

### FRANK SEALE AWARD

(Presented by Athletics Alumnus Frank Seale to Outstanding Senior)

1977	Larry Johnson
1976	Reggie Warford
1975	Kevin Grevey
1974	Ronnie Lyons
1973	Jim Andrews
1972	Tom Parker
1971	Mike Casey
1970	Dan Issel
1969	Phil Argento
1968	Thad Jaracz
1967 (tie)	Louie Dampier, Pat Riley
1966 (tie)	Larry Conley, Tommy Kron
1965	John Adams

### FIRST SECURITY BANK AWARD

(Given by First Security National Bank To Leading Varsity Rebounder)

1977	Rick Robey (273)
1976	Mike Phillips (295)
1975	Rick Robey (214)
1974	Bob Guyette (205)
1973	Jim Andrews (348)
1972	Jim Andrews (315)
1971	Tom Payne (283)
1970	Dan Issel (369)
1969	Dan Issel (321)
1968	Dan Issel (428)
1967	Thad Jaracz (215)
1966	Pat Riley (259)
1965	John Adams (214)



### K-MEN'S SCHOLASTIC AWARD

(Given by K-Men's Association in Memory of Sam Huey to the Team's Top Scholar Athlete Over Four-Year Period)

1977	Merion Haskins
1976	Reggie Warford
1975	Bob Guyette
1974	Ray Edelman
1973	Dan Perry
1972	Tom Parker
1971	Jim Dinwiddie
1970	Dan Issel
1969	Phil Argento
1968	Cliff Berger
1967	Louie Dampier
1966	Tommy Kron

### CLAUDE SULLIVAN MEMORIAL AWARD

(Presented by the Committee of 101 to the Varsity Leader in Assists)

1977	Larry Johnson (143)
1976	Larry Johnson (98)
1975 (tie)	Jimmy Dan Conner, Mike Flynn (106)
1974	Mike Flynn (83)
1973	Jimmy Dan Conner (83)
1972	Stan Key (89)
1971	Larry Steele (93)
1970	Mike Pratt (99)
1969	Mike Casey (129)
1968	Mike Pratt (82)
1967	Pat Riley (68)
1966	Larry Conley (100)

### CENTRAL KENTUCKY NEWS CO. AWARD

(Presented by Stephen F. Rardin to Outstanding Varsity Defensive Player)

1977	Larry Johnson
1976	Larry Johnson
1975	Mike Flynn
1974	Larry Johnson
1973	Mike Flynn

### KIWANIS 110 PERCENTER AWARD

(Given annually by the Kiwanis Clubs of Lexington to the player demonstrating effort beyond the call of duty.)

1977	Larry Johnson	1970	Coach Adolph Rupp
1976	Reggie Warford	1969	Mike Pratt
1975	Larry Johnson	1968	Mike Casey
1974	Jerry Hale	1967	Brad Bounds
1973	Ronnie Lyons	1966	Larry Conley
1972	Larry Stamper	1965	Pat Riley
1971	Larry Steele	1964	Larry Conley



### JAYCEES FRESHMAN LEADERSHIP AWARD

(Presented By Lexington Junior Chamber of Commerce To Freshman Chosen For Leadership On and Off The Court.)

1977	Tim Stephens	1970	Doug Flynn
1976	Dwane Casey	1969	Randy Noll
1975	Rick Robey	1968	Greg Starrick
1974	Merion Haskins	1967	Dan Issel
1973	Reggie Warford	1966	Phil Argento
1972	Jimmy Dan Conner	1965	Jim LeMaster
1971	Ronnie Lyons		

### TENNESSEE CLUB SEC AWARDS

1970	Dan Issel, Rebounder	1967	Louie Dampier, Shooter
1968	Cliff Berger, Academic	1967	Pat Riley, Sportsmanship

### SHIVELY MEMORIAL PLAQUE

(Presented by Notre Dame University in Memory of the late UK Athletic Director, Bernie Shively, to Most Valuable Player in Kentucky-Notre Dame Game)

1976	Jack Givens (Kentucky)
1975	Truman Claytor (Kentucky), Adrian Dantley (Notre Dame)
1974	Larry Johnson (Kentucky)
1973	John Shumate (Notre Dame)
1972	Jim Andrews (Kentucky)
1971	Tom Parker (Kentucky)
1970	Austin Carr (Notre Dame)
1969	Mike Pratt (Kentucky)
1968	Phil Argento (Kentucky)
1967	Mike Casey (Kentucky)

### NAISMITH BASKETBALL HALL OF FAME

1969	Adolph Rupp (Coach)
------	---------------------

\*\*\*\*\*

Basil Hayden, who became the University of Kentucky's first basketball All-American in 1921, coached the Wildcats during the 1926-27 season, becoming the first UK alumnus to return as coach. Forty-six years later, Joe B. Hall, who was on the 1948-49 UK squad, became the second alumnus coach at UK.

\*\*\*\*\*

James Park, who coached the 1916 UK basketball team for athletic director J. J. Tigert, was a three-sport star at UK, earning letters in football, basketball and baseball. He scored five touchdowns rushing against Earlham in 1914 for a UK record that still stands. Park played major baseball after graduating from UK and later was a noted judge and attorney.



# KENTUCKY ALL-AMERICANS

(28 Players Chosen 42 Times)

\* Consensus; † Second Team Consensus



**BASIL  
HAYDEN**  
Forward—1921



**BURGESS  
CAREY**  
Guard—1925



**CAREY  
SPICER**  
F—1929-31



**PAUL  
McBRAYER**  
Guard—1930



**FOREST  
SALE**  
C-F—1932-33



**ELLIS  
JOHNSON**  
Guard—1933



**JOHN  
DeMOISEY**  
Center—1934



**LeROY  
EDWARDS**  
Center—1935



**BERNARD  
OPPER**  
Guard—1939



**LEE  
HUBER**  
Guard—1940-41



**BOB  
BRANNUM**  
Center—1944



**JACK  
PARKINSON**  
Guard—1946



**RALPH  
BEARD**  
G—47-48\*-49\*



**ALEX  
GROZA**  
C—47-48†-49\*



**WALLACE  
JONES**  
Forward—1949†



**BILL  
SPIVEY**  
Center—1951\*



**CLIFF  
HAGAN**  
C—1952\*, 54\*



**FRANK  
RAMSEY**  
G—1952, 54†



**BOB  
BURROW**  
Center—1956†



**VERNON  
HATTON**  
Guard—1958



**JOHNNY  
COX**  
Forward—1959\*



**COTTON  
NASH**  
C-F—62†-63†-64\*



**PAT  
RILEY**  
Forward—1966



**LOUIE  
DAMPIER**  
Guard—1966†



**DAN  
ISSEL**  
C—1969-70\*



**KEVIN  
GREVEY**  
Forward—74-75



**JACK  
GIVENS**  
Forward—1976



**RICK  
ROBEY**  
F-C—1976

Ellis J  
Fores  
John  
Bill D  
Leroy  
Dave  
Ralph  
Warfi  
Berni  
Layto  
Lee H  
James  
Marvi  
Erma  
Melvi  
Bob E  
Jack  
Jack  
Kent  
Ralph  
Walla  
Joe H  
Alex  
Kenn  
Jim L  
Bill S  
Walt

Louie  
Dan  
Mike  
Mike  
Bob  
Jim

\*Ale  
Bill S  
Shell  
Vern

Larr  
\*Ale  
Bill  
Bob  
Gay  
Vern  
John  
Bill  
Cott

Paul  
Care  
Lou



## ALL-SOUTHEASTERN CONFERENCE

(55 Players Chosen 98 Times)

Ellis Johnson (G) . . . . .	1933	Shelby Linville (F) . . . . .	1951
Forest Sale (C) . . . . .	1933	Bobby Watson (G) . . . . .	1951, '52
John DeMoisey (F) . . . . .	1933, '34	Frank Ramsey (G) . . . . .	1951, '52, '54
Bill Davis (G) . . . . .	1934	Cliff Hagan (C) . . . . .	1952, '54
Leroy Edwards (C) . . . . .	1935	Bill Evans (G-F) . . . . .	1955
Dave Lawrence (F) . . . . .	1935	Bob Burrow (C) . . . . .	1955, '56
Ralph Carlisle (F) . . . . .	1936, '37	Johnny Cox (F) . . . . .	1957, '58, '59
Warfield Donohue (G) . . . . .	1937	Vernon Hatton (G) . . . . .	1958
Bernie Opper (G) . . . . .	1938, '39	Don Mills (C) . . . . .	1960
Layton Rouse (G) . . . . .	1940	Bill Lickert (F-G) . . . . .	1959, '60, '61
Lee Huber (G) . . . . .	1941	Larry Pursiful (G) . . . . .	1962
James King (C) . . . . .	1941	Cotton Nash (C-F) . . . . .	1962, '63, '64
Marvin Akers (F) . . . . .	1941, '43	Ted Deeken (F) . . . . .	1964
Ermal Allen (F) . . . . .	1942	Tommy Kron (G) . . . . .	1965, '66
Melvin Brewer (C) . . . . .	1943	Pat Riley (F) . . . . .	1965, '66
Bob Brannum (C) . . . . .	1944	Thad Jaracz (C-F) . . . . .	1966
Jack Parkinson (G) . . . . .	1944, '45, '46	Larry Conley (F) . . . . .	1966
Jack Tingle (F) . . . . .	1944, '45, '46, '47	Louie Dampier (G) . . . . .	1965, '66, '67
Kenton Campbell (C) . . . . .	1945	Mike Casey (G) . . . . .	1968, '69, '71
Ralph Beard (G) . . . . .	1946, '47, '48, '49	Dan Issel (C) . . . . .	1968, '69, '70
Wallace Jones (F) . . . . .	1946, '47, '48, '49	Mike Pratt (F) . . . . .	1969, '70
Joe Holland (F) . . . . .	1947	Larry Steele (F) . . . . .	1971
Alex Groza (C) . . . . .	1948, '49	Tom Parker (F) . . . . .	1971, '72
Kenny Rollins (G) . . . . .	1947, '48	Tom Payne (C) . . . . .	1971
Jim Line (F) . . . . .	1950	Jim Andrews (C) . . . . .	1972, '73
Bill Spivey (C) . . . . .	1950, '51	Kevin Grevey (F) . . . . .	1973, '74, '75
Walt Hirsch (F) . . . . .	1951	Jack Givens (F) . . . . .	1976, '77
		Rick Robey (F) . . . . .	1977

## KENTUCKY ACADEMIC ALL-AMERICANS

Louie Dampier . . . . .	Guard . . . . .	1966-67
Dan Issel . . . . .	Center . . . . .	1970
Mike Pratt . . . . .	Forward . . . . .	1970
Mike Casey . . . . .	Guard . . . . .	1971
Bob Guyette . . . . .	Forward . . . . .	1975
Jimmy Dan Conner . . . . .	Guard . . . . .	1975

## ALL-NCAA TOURNAMENT

*Alex Groza (C) . . . . .	1948, '49	Johnny Cox (F) . . . . .	1958
Bill Spivey (C) . . . . .	1951	Pat Riley (F) . . . . .	1966
Shelby Linville (F) . . . . .	1951	Louie Dampier (G) . . . . .	1966
Vernon Hatton (G) . . . . .	1958	Kevin Grevey (F) . . . . .	1975

\*Chosen Most Valuable Player 1948, '49.

### (REGIONAL)

Larry Pursiful (G) . . . . .	1962	*Pat Riley (F) . . . . .	1966
*Alex Groza (C) . . . . .	1948, '49	Louie Dampier (G) . . . . .	1966
Bill Spivey (C) . . . . .	1951	Mike Casey (G) . . . . .	1968
Bob Burrow (C) . . . . .	1955, '56	Dan Issel (C) . . . . .	1968, '69, '70
Gayle Rose . . . . .	1955	Jim Andrews (C) . . . . .	1972, '73
Vernon Hatton (G) . . . . .	1958	Mike Flynn (G) . . . . .	1975
Johnny Cox (F) . . . . .	1957, '58, '59	Jimmy Dan Conner (G) . . . . .	1975
Bill Lickert (F) . . . . .	1961	Jack Givens (F) . . . . .	1977
Cotton Nash (C-F) . . . . .	1962	*Chosen Most Valuable Player.	

## ALL-SOUTHERN CONFERENCE

Paul Jenkins (G) . . . . .	1926	George Yates (G) . . . . .	1931
Carey Spicer (G) . . . . .	1929-'31	Ellis Johnson (C-F) . . . . .	1932
Louis McGinnis (F) . . . . .	1931		



## KENTUCKY BASKETBALL MODERN RECORD

### 1945-46 SEASON

Won 28, Lost 2      NIT Champions  
SEC Champions (Tournament)

— Leading Scorers —

Jack Parkinson (6-0 Jr. G) . . . . .	11.3
Wallace Jones (6-4 Fr. F) . . . . .	9.7
Ralph Beard (5-10½ Fr. G) . . . . .	9.3
Jack Tingle (6-3 Jr. F) . . . . .	9.2
Wilbur Schu (6-4 Sr. F) . . . . .	7.7

### 1946-47 SEASON

Won 34, Lost 3      NIT Runner-up  
SEC Champions (Tournament)

— Leading Scorers —

Alex Groza (6-7 Fr. C-F) . . . . .	393 Pts.*
Ralph Beard (5-10½ Soph. G) . . . . .	392 Pts.
Kenneth Rollins (6-0 Jr. G) . . . . .	310 Pts.
Joe Holland (6-4 Sr. F) . . . . .	224 Pts.
Wallace Jones (6-4 Soph. C) . . . . .	217 Pts.

\*No record of number of games played by each man. Averages cannot be determined.

### 1947-48 SEASON—Won 36, Lost 3

World Champions (Olympic Games)  
SEC Champions (Tournament)  
National Champions  
(NCAA Tournament)

— Leading Scorers —

Alex Groza (6-7 Jr. C) . . . . .	12.5
(488 TP in 39 Games)	
Ralph Beard (5-10½ Jr. G) . . . . .	12.5
(476 TP in 38 Games)	
Wallace Jones (6-4 Jr. F-C) . . . . .	9.3
James Line (6-2 Soph. F) . . . . .	6.9
Kenneth Rollins (6-0 Sr. G) . . . . .	6.6

### 1948-49 SEASON—Won 32, Lost 2

National Champions  
(NCAA Tournament)  
SEC Champions (Tournament)  
Ranked 1st Nationally AP  
Runner-up Sugar Bowl  
Loser NIT in Attempted "Grand Slam"

— Leading Scorers —

Alex Groza (6-7 Sr. C) . . . . .	20.5
Ralph Beard (5-10½ Sr. G) . . . . .	10.8
Wallace Jones (6-4 Sr. F-C) . . . . .	9.6
Cliff Barker (6-2 Sr. G-F) . . . . .	7.3
Dale Barnstable (6-3 Jr. F-G) . . . . .	6.1

### 1949-50 SEASON—Won 25, Lost 5

SEC Champions (Tournament)

Sugar Bowl Champions

NIT Participant (0-1)  
Ranked 3rd Nationally AP

— Leading Scorers —

Bill Spivey (7-0 Soph. C) . . . . .	19.3
Jim Line (6-2 Sr. F) . . . . .	13.1
Walt Hirsch (6-4 Jr. F) . . . . .	9.9
Bobby Watson (5-10 Soph. G) . . . . .	7.5
Dale Barnstable (6-3 Sr. G) . . . . .	5.9

### 1950-51 SEASON—Won 32, Lost 2

National Champions  
(NCAA Tournament)  
SEC Champions

Ranked 1st Nationally AP-UP  
Third Sugar Bowl Tournament

— Leading Scorers —

Bill Spivey (7-0 Jr. C) . . . . .	19.2
Shelby Linville (6-5 Jr. F) . . . . .	10.4
Bobby Watson (5-10 Jr. G) . . . . .	10.4
Frank Ramsey (6-3 Soph. G) . . . . .	10.1
Walt Hirsch (6-3 Sr. F) . . . . .	9.1

### 1951-52 SEASON—Won 29, Lost 3

Ranked 1st Nationally AP-UP  
SEC Champions (14-0)  
NCAA Tournament Participant (1-1)  
Runner-up Sugar Bowl

— Leading Scorers —

Cliff Hagan (6-4 Jr. C) . . . . .	21.6
Frank Ramsey (6-3 Jr. G) . . . . .	15.9
Bobby Watson (5-10 Sr. G) . . . . .	13.1
Lou Tsioropoulos (6-5 Jr. F) . . . . .	7.9
Lucian Whitaker (6-0 Sr. F) . . . . .	7.8

### 1952-53 SEASON

(No Schedule Played)

### 1953-54 SEASON—Won 25, Lost 0

Ranked 1st Nationally AP, 2nd UPI  
UKIT Champions  
SEC Champions (14-0)  
Declined NCAA Berth

— Leading Scorers —

Cliff Hagan (6-4 Sr. C) . . . . .	24.0
Frank Ramsey (6-3 Sr. G) . . . . .	19.6
Lou Tsioropoulos (6-5 Sr. F) . . . . .	14.5
Billy Evans (6-1 Jr. F) . . . . .	8.4
Gayle Rose (6-0 Jr. G) . . . . .	6.7

### 1954-55 SEASON—Won 23, Lost 3

NCAA Tournament Participant (1-1)  
UKIT Champions  
SEC Champions (12-2)  
Ranked 2nd Nationally AP, UPI



— Leading Scorers —

Bob Burrow (6-7 Jr. C) . . . . . 19.0  
 Billy Evans (6-1 Sr. G) . . . . . 13.9  
 Jerry Bird (6-6 Jr. F) . . . . . 10.7  
 Phil Grawemeyer (6-7½ Jr. F) . . 13.0\*  
 Gayle Rose (6-0 Sr. G) . . . . . 7.4  
 \* Grawemeyer ranked 4th in total points with 260 in 20 games. Broke leg against De Paul and missed last six games.

1955-56 SEASON—Won 20, Lost 6

Ranked 9th Nationally AP  
 Second SEC (12-2)  
 NCAA Tournament Participant (1-1)  
 UKIT Runner-up

— Leading Scorers —

Bob Burrow (6-7 Sr. C) . . . . . 21.1  
 Jerry Bird (6-6 Sr. F) . . . . . 16.2  
 Vernon Hatton (6-3 Soph. G) . . . 13.3  
 Gerry Calvert (5-11 Jr. G) . . . . . 11.2  
 Phil Grawemeyer (6-7½ Sr. F) . . . 8.4

1956-57 SEASON—Won 23, Lost 5

Ranked 3rd Nationally AP, UPI  
 UKIT Champions  
 SEC Champions (12-2)  
 Sugar Bowl Champions  
 NCAA Tournament Participant (1-1)

— Leading Scorers —

Johnny Cox (6-4 Soph. F) . . . . . 19.4  
 Gerry Calvert (5-11 Sr. G) . . . . . 15.2  
 Vernon Hatton (6-3 Jr. G) . . . . . 14.8  
 John Crigler (6-3 Jr. F) . . . . . 10.3  
 Ed Beck (6-7 Jr. C) . . . . . 9.5

1957-58 SEASON—Won 23, Lost 6

National Champions  
 (NCAA Tournament)  
 SEC Champions (12-2)  
 Ranked 9th Nationally AP, 14th UPI  
 UKIT Participant (1-1)

— Leading Scorers —

Vernon Hatton (6-3 Sr. G) . . . . . 17.1  
 Johnny Cox (6-4 Jr. F) . . . . . 14.9  
 John Crigler (6-3 Sr. F) . . . . . 13.6  
 Adrian Smith (6-0 Sr. G) . . . . . 12.4  
 Ed Beck (6-7 Sr. C) . . . . . 5.6

1958-59 SEASON—Won 24, Lost 3

NCAA Tournament Participant (1-1)  
 UKIT Champions Second SEC (12-2)  
 Ranked 2nd Nationally

— Leading Scorers —

Johnny Cox (6-4 Sr. F) . . . . . 17.9  
 Billy Ray Lickert (6-3 Soph. G) . 13.5  
 Bennie Coffman (6-0 Jr. G) . . . . . 10.7  
 Don Mills (6-6 Jr. C) . . . . . 10.5

Dickie Parsons (5-10 Soph. G) . . 8.0  
 (216 TP in 27 G)  
 Sid Cohen (6-1 Jr. G) . . . . . 8.1  
 (203 TP in 25 G)

1959-60 SEASON—Won 19, Lost 7

Third SEC (10-4) UKIT Runner-up

— Leading Scorers —

Don Mills (6-6 Sr. C-F) . . . . . 12.7  
 (319 TP in 25 G)  
 Billy Ray Lickert (6-3 Jr. F-G) . . 14.4  
 (288 TP in 20 G)  
 Sid Cohen (6-1 Sr. G) . . . . . 10.7  
 Bennie Coffman (6-0 Sr. G) . . . . 10.2  
 Ned Jennings (6-9 Jr. C) . . . . . 8.8

1960-61 SEASON—Won 19, Lost 9

NCAA Tournament Participant (1-1)  
 UKIT Runner-up Second SEC (10-4)  
 Ranked 18th Nationally UPI

— Leading Scorers —

Billy Ray Lickert (6-3 Sr. F-G) . . 16.0  
 Roger Newman (6-4 Sr. F-G) . . . 14.1  
 Larry Pursiful (6-1 Jr. G) . . . . . 13.4  
 Ned Jennings (6-9 Sr. C) . . . . . 11.5  
 Carroll Burchett (6-4 Jr. F-C) . . . 5.1

1961-62 SEASON

Won 23, Lost 3 UKIT Champions  
 SEC Co-Champions (13-1)  
 NCAA Tournament Participant (1-1)  
 Ranked 3rd Nationally AP, UPI

— Leading Scorers —

Cotton Nash (6-5 Soph. C-F) . . . 23.4  
 Larry Pursiful (6-1 Sr. G) . . . . . 19.1  
 Carroll Burchett (6-4 Sr. C-F) . . . 11.2  
 Scotty Baesler (6-0 Jr. G) . . . . . 10.9  
 Roy Roberts (6-4 Jr. F) . . . . . 7.0

1962-63 SEASON—Won 16, Lost 9

Fifth SEC (8-6) UKIT Champions

— Leading Scorers —

Cotton Nash (6-5 Jr. F-C) . . . . . 20.6  
 \*Charles Ishmael (6-5 Jr. G) . . . . 11.1  
 Ted Deeken (6-3½ Jr. F) . . . . . 9.8  
 Scotty Baesler (5-11½ Sr. G) . . . . 9.7  
 Roy Roberts (6-4 Sr. F) . . . . . 9.0  
 \* Ineligible second semester

1963-64 SEASON—Won 21, Lost 6

UKIT and Sugar Bowl Champions  
 SEC Champions (11-3)  
 Ranked 3rd UPI, 4th AP Nationally  
 NCAA Tournament Participant (0-2)

— Leading Scorers —

Cotton Nash (6-5 Sr. C-F) . . . . . 24.0  
 Ted Deeken (6-3½ Sr. F) . . . . . 18.5  
 Larry Conley (6-3 Soph. F-C) . . . 12.2



Terry Mobley (6-2½ Jr. G) . . . . . 9.4  
 Randy Embry (5-11 Jr. G) . . . . . 7.2

**1964-65 SEASON**—Won 15, Lost 10  
 5th SEC (10-6) Unranked in Polls  
 UKIT Runner-up

— Leading Scorers —  
 Louie Dampier (6-0 Soph. G) . . . 17.0  
 Pat Riley (6-4 Soph. F) . . . . . 15.0  
 Tommy Kron (6-5 Jr. G-F) . . . . . 12.3  
 John Adams (6-7 Sr. C) . . . . . 11.8  
 Larry Conley (6-3 Jr. F) . . . . . 11.6

**1965-66 SEASON**—Won 27, Lost 2  
 SEC Champions (15-1) UKIT Champions  
 Ranked First Nationally in Polls  
 National Runner-up in NCAA

— Leading Scorers —  
 Pat Riley (6-4 Jr. F) . . . . . 21.9  
 Louie Dampier (6-0 Jr. G) . . . . . 21.1  
 Thad Jaracz (6-5 Soph. C) . . . . . 13.2  
 Larry Conley (6-3 Sr. F) . . . . . 11.5  
 Tommy Kron (6-5 Sr. G) . . . . . 10.2

**1966-67 SEASON**

Won 13, Lost 13 (Worst under Rupp)  
 Tied 5th SEC (8-10) Unranked in Polls  
 UKIT Champions

— Leading Scorers —  
 Louie Dampier (6-0 Sr. G) . . . . . 20.6  
 Pat Riley (6-3 Sr. F) . . . . . 17.4  
 Thad Jaracz (6-5 Jr. C-F) . . . . . 11.3  
 Cliff Berger (6-8 Jr. C) . . . . . 11.3  
 Phil Argento (6-0 Soph. G) . . . . . 5.2

**1967-68 SEASON**

Won 22, Lost 5 Ranked 4th in Polls  
 SEC Champions (15-3)  
 UKIT Champions

— Leading Scorers —  
 Mike Casey (6-4 Soph. G) . . . . . 20.1  
 Dan Issel (6-8 Soph. C) . . . . . 16.4  
 Mike Pratt (6-4 Soph. F) . . . . . 14.1  
 Thad Jaracz (6-5 Sr. F) . . . . . 11.3  
 Phil Argento (6-2 Jr. G) . . . . . 12.3

**1968-69 SEASON**

Won 23, Lost 5 Ranked 7th in Polls  
 SEC Champions (16-2)  
 UKIT Champions

— Leading Scorers —  
 Dan Issel (6-8 Jr. C) . . . . . 26.6  
 Mike Casey (6-4 Jr. G) . . . . . 19.1  
 Mike Pratt (6-4 Jr. F) . . . . . 16.9  
 Phil Argento (6-2 Sr. G) . . . . . 10.0  
 Larry Steele (6-5 Soph. F) . . . . . 8.6

**1969-70 SEASON**—Won 26, Lost 2  
 SEC Champions (17-1)  
 UKIT Champions

Ranked First Nationally in Polls

— Leading Scorers —

Dan Issel (6-8 Sr. C) . . . . . 33.9  
 Mike Pratt (6-4 Sr. F) . . . . . 19.3  
 Tom Parker (6-6 Soph. F) . . . . . 10.4  
 Larry Steele (6-5 Jr. F) . . . . . 9.8  
 Terry Mills (6-2 Jr. G) . . . . . 9.1

**1970-71 SEASON**—Won 22, Lost 6  
 SEC Champions (16-2)

UKIT Runner-up

Ranked 10th AP

— Leading Scorers —

Tom Parker (6-7 Jr. F) . . . . . 17.6  
 Mike Casey (6-4 Sr. G) . . . . . 17.0  
 Tom Payne (7-2 So. C) . . . . . 16.9  
 Kent Hollenbeck (6-4 Jr. G) . . . . . 14.0  
 Larry Steele (6-5 Sr. F) . . . . . 13.1

**1971-72 SEASON**—Won 21, Lost 7  
 SEC Champions (14-4)

UKIT Champions

Ranked 14th UPI and 18th AP

— Leading Scorers —

Jim Andrews (6-11 Jr. C) . . . . . 21.5  
 Tom Parker (6-7 Sr. F) . . . . . 18.0  
 Ronnie Lyons (5-10 So. G) . . . . . 13.2  
 Stan Key (6-3 Sr. G) . . . . . 12.5  
 Larry Stamper (6-6 Jr. F) . . . . . 10.3

**1972-73 SEASON**—Won 20, Lost 8  
 SEC Champions (14-4)

UKIT Champions

Ranked 15th UPI and 17th AP

— Leading Scorers —

Jim Andrews (6-11 Sr. C) . . . . . 20.1  
 Kevin Grevey (6-5 So. F) . . . . . 18.7  
 Jimmy Dan Conner (6-4 So. G-F) . . . . . 11.2  
 Ronnie Lyons (5-10 Jr. G) . . . . . 9.2  
 Mike Flynn (6-3 So. G) . . . . . 9.1

**1973-74 SEASON**—Won 13, Lost 13  
 UKIT Champions

Tied 4th SEC (9-9) Unranked in Polls

— Leading Scorers —

Kevin Grevey (6-5 Jr. F) . . . . . 21.9  
 Bob Guyette (6-9 Jr. C) . . . . . 12.7  
 Jimmy Dan Conner (6-4 Jr. F-G) . . . . . 12.0  
 Mike Flynn (6-3 Jr. G) . . . . . 11.5  
 Ronnie Lyons (5-10 Sr. G) . . . . . 7.8

**1974-75 SEASON**—Won 26, Lost 5  
 SEC Co-Champions (15-3)



UKIT Champions  
National Runner-Up in NCAA  
Ranked 4th UPI and 2nd AP

— Leading Scorers —

Kevin Grevey (6-5 Sr. F) . . . . . 23.6  
Jimmy Dan Conner (6-4 Sr. G) . . 12.4  
Rick Robey (6-10 Fr. C) . . . . . 10.4  
Jack Givens (6-4 Fr. F) . . . . . 9.4  
Mike Flynn (6-3 Sr. G) . . . . . 9.0  
Bob Guyette (6-9 Sr. F) . . . . . 8.6

1975-76 SEASON—Won 20, Lost 10

UKIT Champions      NIT Champions  
Tied 4th SEC (11-7) Unranked in Polls

— Leading Scorers —

Jack Givens (6-4 So. F) . . . . . 20.1  
Mike Phillips (6-10 So. C) . . . . . 15.6

Larry Johnson (6-2 Jr. G) . . . . . 11.2  
James Lee (6-5 So. F) . . . . . 9.3  
Rick Robey (6-10 So. C-F)\* . . . . 15.6  
Reggie Warford (6-1 Sr. G) . . . . . 6.5  
\*Played in 12 Games

1976-77 SEASON—Won 26, Lost 4

SEC Co-Champions (16-2)

Ranked 6th AP, 5th UPI

— Leading Scorers —

Jack Givens (6-4 Jr. F) . . . . . 18.9  
Rick Robey (6-10 Jr. F) . . . . . 14.2  
Mike Phillips (6-10 Jr. C) . . . . . 12.2  
Larry Johnson (6-3 Sr. G) . . . . . 10.7  
James Lee (6-5 Jr. F) . . . . . 9.8  
Jay Shidler (6-1 Fr. G) . . . . . 7.8  
Truman Claytor (6-1 So. G) . . . . . 6.6



## RUPP ARENA—WILDCATS NEW HOME

Rupp Arena will afford the University of Kentucky its third basketball home in 52 years, and with its 23,000 seat capacity, brings a distinction as the nation's largest basketball facility.

An awesome structure in sight and scope, the arena is divided in two seating areas—the lower level features 10,000 fully cushioned, theater seats in block coloring of blue, red, orange and purple, offering a spectacular splash of color—and a upper level of 13,000 seats on epoxy-coated metal bleachers. The latter can be visually isolated to provide a more natural setting for small shows.

Built by the City of Lexington, the Arena is named in honor of Kentucky's legendary retired coach, Adolph Rupp, and is the major portion of a \$53 million Lexington Center complex which includes a convention-exhibition hall, a 50-store tri-level enclosed shopping mall, a luxury Hyatt Regency Hotel, and a block away, the historic 1,200 seat Lexington Opera House, which was recently renovated.

The arena is fully air-conditioned, equipped with a specially designed, high quality sound system appropriately named "Big Bertha," and complete lighting for events and color television coverage. Special attention has been paid to such facilities as dressing rooms, service entrances and storage areas.

The Wildcats will command an exclusive dressing room 365 days a year, while other facilities include six team size and eight smaller units.

The portable basketball court, which lies on a concrete sub-flooring 118' beneath the ceiling, is 60' x 120' and is made of a light shade of northern maple trimmed in Kentucky blue. The floor was specially designed to convert from the 94' length required for college and professional basketball to the 84' length for high school by simply removing two panels.

Four 35' x 4' custom-made scoreboards are placed so spectators can see at least three of the boards from any seat in the arena.

The solid state, electronic scoreboards can be used for basketball, rodeos, wrestling, boxing, and track and field. For track and field events, they can record times to 1/100th of a second. Lighted information on the boards is colored balanced for television.

Four portable goals are on hand, with the two extras for practice and emergency backup during game situations.

Access to the Arena is by High Street, and from Main-Vine, through the Mall area and up to the High Street entrance by escalators. One main concourse contains all public facilities—concessions, telephones, water fountains, rest rooms, first aid rooms and security command post.

The concourse is color-coded with the arena being divided into four quadrants for easy seat location. The colors are red, blue, amethyst and green. The concourse is at mid-level, dividing the lower seating area from the upper level bleacher seating.



## 1977 WILDCATS SET FIVE NCAA ATTENDANCE MARKS AT RUPP ARENA

In their first season in cavernous Rupp Arena, the nation's largest basketball facility (23,000), the Kentucky Wildcats drew fans through the turnstiles at a rate that surpassed all other teams, amateur or professional, since Dr. James Naismith nailed up the first peach basket and proclaimed the beginning of a new sport.

Of six NCAA attendance records on the books, only the single game record—52,693 at the Astrodome in 1968, Houston vs. UCLA—remains a non-Kentucky record.

The Records:

1. Average per-game, At Home, 22,323—Old Mark, 21,818 by Brigham Young in 1972.
2. Total Home Attendance, 312,527—Old Mark, 261,815 by Brigham Young in 1972.
3. Total Attendance Full-Season, 509,124—Old Mark 486,421 by Indiana in 1976.
4. Average Per Game, Full Season, 16,971—Old Mark, 15,201 by Indiana in 1976.
5. Single Game on Home Court, 23,412, Kentucky vs. Alabama—Old Mark, 22,987 by Brigham Young—Utah in 1973.

The story of major-college basketball attendance is the story of the fantastic growth of college basketball over the last four decades. The attendance figures tell the story as effectively as scoring or shooting figures. For instance, the first NCAA basketball tournament drew 15,025 for five dates in 1939. The 1977 NCAA tournament drew nearly a quarter-of-a-million spectators at 18 sessions, nearly a 17-fold increase in 38 years.

Two of the nation's major arenas that played a big role in popularizing college basketball are New York City's Madison Square Garden and Philadelphia's Palestra, but last season, the Garden averaged only 8,958 fans for 17 college sessions, and the Palestra averaged 4,420 for 28 sessions, while the Wildcats averaged 22,323 at Rupp Arena. A further comparison shows that of all 245 major colleges, the national per game attendance was only 5,021.

Kentucky's per-game increase at home was 10,812 over 1976.

Consider the following points:

- Only 23 major colleges full-season per-game averages were higher than Kentucky's INCREASE of 10,812.
- Only two other SEC schools were in the top-twenty in per-game increase—Vanderbilt 12th with 2,501 and Alabama 14th with 2,133.
- The SEC topped all conferences in increase per-game with 1,791.
- The SEC led in total season increase—288,924, of which 151,368 was produced by the Wildcats.
- The SEC ranks third in average per-game attendance with 9,802, behind the Big Ten with 9,977, and the Atlantic Coast Conference with 9,944.

Add it all together—whether it be the world's leader in attendance; the NCAA's all-time leader in wins with 1,189; the nation's leader in All-Americans with 28 men honored 42 times, and the nation's finest in facilities with a new arena and a beautiful new basketball dorm—and you come up with an answer that says—KENTUCKY, THE MECCA OF BASKETBALL.



# Player Profiles



So  
qu  
aln  
Ca  
ye  
har  
fro  
ber  
pla  
tim  
Ka  
...  
age  
Le  
nev  
Un  
bas  
cro  
Ca  
tea  
bo  
sco  
jur  
and  
25  
Al  
Pla  
yrs  
fer  
Ar  
Ho  
GF  
tuc  
tuc


Co  
an  
ha

Ye  
Fr  
So



DWANE CASEY, 6-2, 195 Junior Guard  
Morganfield, Ky. (4/17/57)

Solid in fundamentals, tremendously quick, and vastly improved from an already "good" defensive player, Casey is slated for more action this year... Team leader in hustle and hard work habits... A slimmer profile from less work with weights should benefit his play... Started two games, played in 27 for 196 minutes playing time... Season high 13 points vs. Kansas, hitting nine of 10 free throws... Scored 49 points, a 1.8 average... Spent summer working for Lexington radio station WVLK as a newsman... A four sport star at Union County, Casey earned four basketball letters, three baseball, two cross country and one in football... Captained basketball and baseball teams... Averaged 23.5 ppg, 8 rebounds and five assists as a senior after scoring 21 ppg and 10 rebounds as a junior... Set school record 38 points and a high rebounding mark of 25... All-State, All-Regional (2 yrs.), All-District (2 yrs.), Big-8 Conference Player-of-the-Year, All-Conference (2 yrs.) and winner of the school defensive and rebounding awards... All-Area baseball... Member of National Honor Society carrying a 3.45 GPA... Played in Derby Classic, Kentucky-Indiana All-Star series and Kentucky East-West All-Star game... Coach Ernon Simpson... Arts and Sciences.




Coach Hall: "Dwane's defense is his main strength, but his hustle and desire are an inspiration to the entire team. He has worked hard this year on his ball handling and has cut down on the mistakes he was making last year."

Year	G	Sts.	Time	FG-FGA	Pct.	FT-FTA	Pct.	Reb-Ave	A	PF-D	Pts.	Ave	Season High
Fr.	20	0	144	10-27	37.0	5-9	55.6	13-0.7	12	20-0	25	1.3	6 UNCC N
So.	272	2	196	16-51	31.4	17-25	68.0	11-0.4	21	19-0	49	1.8	13 Kan. H



TRUMAN CLAYTOR, 6-1, 178 Junior Guard  
Toledo, Ohio (2/2/57)

Appears on verge of great season with added maturity both on and off the court... An all-round player who does a superior job on defense as well as hitting the basket with precision, "T.C." (as he is known) has had the speed and quickness, and now has the heft to go with it... Has great balance and rhythm to convert quickly... Going into NCAA tournament last March, T.C. was hitting only 45.5 per cent, but found his shooting eye, hitting a blistering 21-29 shots to finish the season at 51.1 per cent... Scored in double figures eight games... Season and career high 29 against VMI in NCAA when he hit 13 of 15 shots, all from long range... Scored 22 against Florida, hitting seven of eight from the field, and eight of eight free throws... Played in 27 games, averaging over 17 minutes per game... Averaged 6.6 points... Named Co-MVP with Adrian Dantley in the 1975 Kentucky-Notre Dame game in Louisville after scoring 18 points... Led Scott High to 22-3 and 20-2 seasons and two City Championships... Averaged 22.9 ppg as a senior... First team All-State, All-City, All-District and City-League All-Star Player-of-the-Year... Led North All-Stars with 19 points and a win over Ohio South All-Stars... Set school single game scoring mark with 46 points... Native of Ashland, Ky... First player at Scott to have jersey retired... Led Bulldogs to No. 4 ranking in Ohio AAA... Coach Ben Williams... Recreation Management.



Coach Hall: "Truman has started the season as a very consistent ball player. He's a junior this year and his maturity is beginning to show. He has an excellent shooting touch and his ball handling, to the spectator, overshadows his value as a fine defensive player."


Year	G	Sts.	Time	FG-FGA	Pct.	FT-FTA	Pct.	Reb-Ave	A	PF-D	Pts.	Ave	Season High
Fr.	28	9	542	70-178	39.3	28-36	77.8	26-0.9	32	44-0	168	6.0	18 N. Dame N
So.	26	0	454	72-141	51.1	28-38	76.3	35-1.4	54	54-2	172	6.6	29 VMI NCAA

A t  
tion  
ern  
firm  
lore  
play  
Whi  
bala  
Give  
No.  
Afte  
mor  
year  
scor  
and  
Kevi  
reco  
gam  
Miss  
UKI  
gam  
Mon  
at A  
East  
18.9  
cent  
SEC  
turn  
Star  
figur  
high  
Dam  
and  
scor  
well  
orga  
aged  
tour  
All-  
whi  
and  
again  
Play  
and  
Coac  
is go  
is hi  
on t  
look  
Year  
Fr.  
So.  
Jr.



**JACK GIVENS, 6-4, 205 Senior Forward**  
**Lexington, Ky. (9/21/56)**

A two-time Citizens-Savings Foundation All-American and All-Southeastern Conference selection, Givens has firmly established himself in Wildcat lore as one of the truly best finesse players to ever wear the Blue and White . . . Playing at Kentucky where balance in team scoring is traditional, Givens nevertheless has edged up to No. 11 in all-time UK scoring . . . After scoring 602 points as a sophomore (second best at UK) and 566 last year, Givens could become all-time scoring leader by averaging 22.7 points and is almost a sure bet to dislodge Kevin Grevey as No. 2 . . . Tied school record—field goal percentage in single game, 11 of 12 for 91.7 per cent at Miss. State, 1/31/77 . . . 1976 All-UKIT and MVP of annual Notre Dame game . . . Recipient of 1st annual Montgomery Alumni Club MVP award at Auburn last Jan. . . 1977 NCAA All-East Regional . . . Led team scoring, 18.9, free throw shooting, 83.2 per cent, finishing fifth and third in same SEC categories . . . Committed fewest turnovers (53) for time played . . . Started all 30 games, scoring in double figures 27 times, in the 20's 14 and his high season output, 30 vs. Notre Dame . . . Led team scoring 16 times and rebounding five . . . Top UK scorer in NIT, winning first team All-NIT honors . . . An outstanding student as well as involving himself in community affairs and the Big Brothers of Lexington organization . . . A much sought speaker at school and civic meetings . . . Averaged 9.4 ppg as a frosh and 13 during final four games of the '75 NCAA tournament . . . Selected with Robey to '75 All-SEC Freshman team . . . A prep All-American and twice All-State, led Bryan Station to a 76-17 three-year record while scoring 1,777 points, a 18.7 average . . . Led the Defenders to one District and two Regional titles . . . Set state tournament rebounding record with 25 against Owensboro . . . Kentucky's "Mr. Basketball" for Ky-Indiana series . . . Played in Derby Classic, the Kentucky All-Stars-Russian National Junior game, and the East-West All-Star game . . . Coach Bobby Barlow . . . Arts and Sciences.



Coach Hall: "Jack Givens gets better and better every year and it looks like this is going to be the outstanding year of his career at Kentucky. Knowing that this is his senior year, Jack will give his usual great effort and show more leadership on this year's team. He's quicker and stronger than he's ever been and we're looking for great things out of Jack."

Year	G	Sts.	Time	FG-FGA	Pct.	FT-FTA	Pct.	Reb-Ave	A	PF-D	Pts. Ave	Season High
Fr.	31	5	598	126-255	49.4	40-54	74.1	152-4.9	27	55-1	292	9.4 26 Miss. H
So.	30	30	1068	243-494	49.2	116-140	82.9	216-7.2	81	80-0	602	20.1 33 LSU A
Jr.	30	30	1032	236-459	51.4	94-113	83.2	208-6.9	82	64-1	566	18.9 30 ND N



**JAMES LEE, 6-5, 230 Senior Forward**  
**Lexington, Ky. (1/17/56)**

The "King of Dunk" has led Lee to become the champion of Rupp Arena fans, who delight in seeing the 230 pounder soar to the heights for his slammer-special . . . Broke open a tight game with Bama with two mid-court steals and subsequent slam-dunks that ignited the crowd as well as the Wildcats . . . But dunking is not the only phase of Lee's game—he just could be the quickest and most mobile strong forward in collegiate basketball . . . Has all the inside shots and is sensational at using the board on seemingly impossible shots in a crowd . . . Played in 30 games, starting four and was fourth in time played with 745 minutes . . . Scored in double-figures 18 times, rebounding three . . . Season high 16 points vs. LSU and career high 13 rebounds vs. Utah . . . Averaged 9.8 points and 5.2 rebounds . . . 1976 All-UKIT . . . A willing worker in the weight program, Lee lifted 460 lbs. in the power squat . . . Fourth leading scorer at 9.3 ppg and second rebounder with 7.3 as a sophomore . . . Prep All-American and twice All-State at Henry Clay High while leading the Devils to a 65-21 three-year record . . . Set school records in scoring, 1,671 points, and 1,194 rebounds . . . Scored 42 points against Fairview in less than three-quarters in the prestigious Ashland Invitational . . . Blue Devils twice won Central Kentucky Conference and District Titles, and one Regional title . . . Averaged 25 points and 18 rebounds his senior year . . . High point of prep career was beating Moses Malone in the One-on-One championship in the Derby Classic at Louisville . . . Played for victorious Kentucky-Indiana All-Stars in the Derby Classic, and the U.S. All-Stars in Washington D.C. Capitol Classic . . . Played in the Kentucky-Indiana All-Star series . . . Coach Al Prewitt . . . Social Professions.




Coach Hall: "James is a strong forward with the quickness to be a quick forward. He uses his strength well inside and his quickness on the fast break. Improvement on defense would make him a complete player."

Year	G	Sts.	Time	FG-FGA	Pct.	FT-FTA	Pct.	Reb-Ave	A	PF-D	Pts. Ave	Season High
Fr.	25	0	148	27-52	51.9	20-32	62.5	47-1.5	7	40-0	74	3.0
So.	30	20	783	116-236	49.2	47-77	61.0	220-7.3	41	105-8	279	9.3
Jr.	30	4	745	108-194	55.7	77-107	72.0	157-5.2	43	102-4	293	9.8



KYLE MACY, 6-3, 180 Sophomore Guard  
Peru, Ind. (4/9/57)

After sitting out a year upon transferring from Purdue, Macy is more than ready to resume his favorite pastime of playing basketball... And perhaps never in UK history has more pressure been thrust upon a transfer than Macy... A multiple talented player who excels in all phases, he spent last year on strength improvement and now appears ready to assume the playmaker's role left by graduated Larry Johnson... To say Macy has been impressive in workouts is an understatement... Teammate Rick Robey says he is the best he's ever seen at getting the ball inside, while other observers have labeled him as the best passer since Larry Conley wowed 'em in the mid-sixties... Add to that his classic shooting style, great intelligence and understanding of the game and you have the guard coach Hall says he is turning over his offense and defense to... Third leading scorer at Purdue in 1976 with 13.8 ppg, first in FT percentage, 85.9, second in assists, 88... Hit 49.1 per cent from the field... Started third game of season, scoring 21 points... Single game high 38 against Minnesota... Selected




Game Defensive Player three times... Scored in double figures 23 times... Prep All-American at Peru High School, averaged 31.9 ppg in 67 games... Single game high 51 points... Scored over 40 points 14 times, 30 or more 30 times... Averaged nine rebounds, six assists and over 35 points while leading Peru to a 20-4 mark his senior year... Hit 52 per cent from field and 88.5 (177-200) per cent from the free throw line... Selected Indiana's 1975 "Mr. Basketball"... 2,137 career points compares to 1,780 for prep great Oscar Robertson... All-Conference in three sports (basketball, baseball and tennis) every year of competition... Twice number one tennis player in Central Indiana Conference... Ranked 27th academically in class of 234... Plays the tenor sax... Coached in high school by his father, Robert Macy... Business Administration.

Coach Hall: "Kyle is not a newcomer to the squad since he red-shirted last year. He has proved to all of us he has the ability to be a great help to our team this year. He's a good floor leader and a smart player—those assets alone would be enough to make him a contender for a starting position because it's something we have needed very much. Not only can Kyle run our offenses and defenses and be a playmaker, but he also possesses an excellent shooting touch from out in the floor and is probably the best free throw shooter on the team. So he gives us a lot of strength with his pluses. He has improved his physical development and is much stronger than he was a year ago. That strength has helped him become a better defensive player."



MIKE PHILLIPS, 6-10, 240 Senior Center  
Manchester, Ohio (3/24/56)

A renewed dedication during pre-season conditioning program has put Phillips ahead of his past levels of conditioning and has given notice the "big-man" has "come to play" his final season... An awesome scoring machine when he puts his mind to it, Phillips, with a more consistent mental preparedness, could move dramatically up UK's all-time scoring ladder where he now holds at 19th with 1,051 points... Quickness with the ball may surprise a few, but he has all the shots around the basket and a highly accurate jump shot from 15-feet in... An adept hook-shot artist with either hand, his favorite shot is a quick turn-around jumper... Hard work in the weight program has given him a quickness he lacked before... Played 600 minutes in 28 games, starting 26... Scored in double-figures 21 games, rebounding five... Season high 24 points vs. LSU and Vandy and 19 rebounds vs. LSU... Set single game career and team season highs 35 points against Vandy and 28 rebounds against Tennessee in 1976... Other Sophomore honors included All-NIT, All-UKIT, UKIT MVP and second team All-SEC behind All-America Leon Douglas of Alabama... A Prep All-American and twice Ohio Player-of-the-Year, led Manchester High to the State AA Championship and a 26-0 1974 record, and to an incredible 80-10 four-year mark... Scored 2,573 career points to break the fabled Jerry Lucas' mark of 2,460... Scored 38 points and grabbed 22 rebounds in the final game of the State Tournament... Captained the Panthers three-years... Four-time All-Suburban, three-time All-District and twice District Player-of-the-Year... Played with teammates Rick Robey and James Lee on the victorious U.S. All-Stars in the Capital Classic... Coach Bernard Conley... Arts & Sciences.



Coach Hall: "Mike is much quicker this year with some weight loss due to a serious pre-season conditioning program. He possesses the great hands and shooting touch inside, and I still predict he will break loose some night and put a lot of points on the book."

Year	G	Sts.	Time	FG-FGA	Pct.	FT-FTA	Pct.	Reb-Ave	A	PF-D	Pts. Ave	Season High	
Fr.	31	4	442	108-212	50.9	26-47	55.3	136-4.4	13	86-3	242	7.8	26 Miss. St.
So.	30	27	874	199-367	54.2	69-117	59.0	295-9.8	22	93-5	467	15.6	35 Vandy
Jr.	28	26	600	144-261	55.2	54-88	61.4	179-6.4	24	75-2	342	12.2	24 LSU
													Vandy



RICK ROBEY, 6-10, 230 Senior Forward-Center  
New Orleans, La. (1/30/56)

Kentucky's 28th All-American and 54th All-Southeastern Conference performer, Robey should be in line for more major honors at season's end if his pre-season efforts are used as a criterion... In the Cats first full-scale scrimmage, Robey scored 28 points on a 12-12 shooting performance and four-four freebies... Hot shooting is nothing new for the big man, who is listed in the UK record book with Jack Givens for single game shooting—91.7 per cent on 11 of 12 attempts, and highest free throw percentage (min. 10 made)—100 per cent, tied with 11 others—12-12 vs. Vandy '75 and 11-11 Miss. St. '77... Reported in best physical condition of his career, down to 230 lbs., and attacked the weight program with gusto early in the summer... Scored in double figures 22 games, rebounding 12... Season high 22 points and 16 rebounds vs. Miss. State... Started all 30 games, logging 823 minutes... Led team in shooting percentage, 57.3 and rebounds, 9.1... Selected to All-UKIT team third straight year... Career high 30 points vs. Miami (O.) in '75... Led '75 team in three categories—shooting (54.4), free throws (81.0) and rebounding (6.9)... Member of United States 1975 Pan-American team... All-SEC Freshman Team... A prep All-American and All-Stater at Brother Martin High, he led the Crusaders to a 1974 State Championship and to a 63-10 two-year record... Averaged 21 ppg and 18 rebounds as a senior... All-New Orleans and city MVP, All-District and MVP, Times-Picayune MVP for 1974, American Press All-Tournament and Mr. Basketball, Newman Invitational All-Tournament and MVP... Played with teammates Phillips and Lee in Capital Classic and against Lee in the Derby Classic... Coach Tom Kolb... Agriculture.



Coach Hall: "Label Rick a serious senior. Dedication, contribution to the team effort point out his true leadership qualities. A real winner who will carry his load and help everyone else he can. Quicker and more mobile than ever, Rick is slated for a great year."

Year	G	Sts.	Time	FG-FGA	Pct.	FT-FTA	Pct.	Reb-Ave	A	PF-D	Pts. Ave	Season High
Fr.	31	27	616	135-248	54.4	51-63	81.0	214-6.9	16	115-10	321 10.4	28 Vandy H
So.	12	9	357	73-130	56.2	41-56	73.2	90-7.5	17	39-4	187 15.6	30 Miami H
Jr.	30	30	823	158-276	57.3	111-161	68.9	273-9.1	51	100-3	427 14.2	22 Miss. St. A



JAY SHIDLER, 61, 185 Sophomore Guard  
Lawrenceville, Ill. (1/15/58)

Broke a bone in his right foot Oct. 16 (second day of practice) and missed five weeks practice. One of the most exciting and crowd-pleasing players in many years at Kentucky, Shidler's reckless style of play made him an instant hit with basketball-crazy Wildcat fans . . . A long range shooter with a quick release, the hustling blonde was hitting at 50 per cent of his shots before going into a mid-season slump that saw him drop to 40.9 at season end . . . His high game and greatest moment came in third game at Indiana when he scored 20 points to spark the Cats to a rousing 66-51 win over the Hoosiers . . . Scored in double figures 12 times . . . Played in 28 games, starting all . . . Fifth in time played with 677 minutes . . . Hit six second half shots in a row at Bama to lead a 87-85 UK win . . . Top scorer in Illinois in 1976 (32.8 ppg) . . . Earned 11 letters in four sports—four in basketball, three each in baseball and track and one in football . . . Holds school records with 21'2½" long jump and a 6'5" high jump . . . Named to Parade Magazine's and Coach and Athlete's prep All-American basketball teams, he led Lawrenceville to a 1976 29-2 record and to a third-place state tourney finish . . . The Indians won the state championship when he was a sophomore . . . Set three 1976 state tournament records—48 points in one game; total of 157 points, which broke former 152 mark set by Dave Robisch in 1967, and hitting 48.8 per cent of his shots . . . Tied school single game record 55 points set by his brother, Dennis, in 1970 . . . Led Lawrenceville to a 103-15 three year record, scoring 2,183 points . . . His scoring-rebounding averages for that period were: 13.9-4, 27.0-10, and 32.7-9 . . . Twice All-State, he was named to no less than nine '76 honor teams in addition to being selected the state's Player-of-the-Year by two major dailies . . . Named to the Louisville Courier—Journal's national prep "Super-5" team . . . Twice All-State Tournament . . . Selected MVP in the Dapper Dan Classic, hitting 8 of 11 shots and scoring 20 points . . . Scored 14 points in the Midwest Classic at Dayton, and 10 in the Derby Classic in Louisville . . . Selected MVP in the Illinois North-South All-Star game, scoring 21 points . . . Coach Ron Felling . . . Arts and Sciences.



Coach Hall: "Jay displayed his capabilities early last season. Maturity as a sophomore should give him the consistency that will insure his future greatness. He should recover from his foot injury and make up lost ground with hard work."

Year	G	Sts.	Time	FG-FGA	Pct.	FT-FTA	Pct.	Reb-Ave	A	PF-D	Pts.	Ave	Season High
Fr.	28	28	677	97-237	40.9	25-31	80.7	52-1.9	67	75-0	219	7.8	20 Indiana A



**TIM STEPHENS, 6-3, 180 Sophomore Guard**  
**Revelo, Ky. (6/16/58)**

Suffered a damaging knee injury in practice and missed 18 games last year... Complete rehabilitation of the knee is a question-mark, but rapid improvement since practice began indicates Stephens will return 100 per cent... A dogged determination and 100 per cent effort are a big part of Tim's makeup... An excellent shooting southpaw with a quick release, his 31.8 shooting percentage is way under his norm and should improve with an added year's maturity... Season high six points vs. TCU and South Carolina... Averaged 2.5 ppg... Was state's leading prep scorer, leading McCreary County High School to a 30-5 record with a 35.6 ppg... "I wanted to play for Kentucky ever since I was big enough to play basketball," so recruiting him was no problem... Played all positions in high school, but will be used primarily as a guard at UK... A four-year letterman at McCreary County, he was twice All-State and a four-time All-District and All-Regional performer... He captained the Indians as a junior and senior... His four-year scoring-rebounding averages were—15-14; 18-15; 25.3-16 and 35.6-18—career totals for 3,211-2,157 and career averages of 23.4-25.8... Single game highs were 54 points and 26 rebounds... Scored in the 50's three times, in the 40's 13 times... Scored 18 points in the Derby Classic, and played in the Kentucky-Indiana All-Star series... Joined a Central Kentucky High School All-Star group which toured Spain and Russia, winning tournament MVP honors in Spain... Coach Ralph Roberts... Arts and Sciences.




Coach Hall: "Tim's only question is the rehabilitation after a knee operation. But the experience he gained last year and being a sophomore will put him on a better level to cope with college basketball. Tim is a determined young man who we feel will be a great help to our program."

Year	G	Sts.	Time	FG-FGA	Pct.	FT-FTA	Pct.	Reb-Ave	A	PF-D	Pts. Ave	Season High
Fr.	12	0	190	14-44	31.8	2-7	28.6	15-1.3	12	14-0	30	2.5
												6 TCU H
												S. Car. A



LAVON WILLIAMS, 6-6, 205 Sophomore Forward  
 Denver, Colo. (6/10/58)

"The most improved player on the team" is only half the accolade bestowed on Williams by coach Hall, who also points to his "fine adjustment in the college classroom" as being two reasons great things are expected of the Rocky Mountain product . . . Bigger, stronger and more confident, Williams will be a great asset if he can shake the "freshman jitters" that held down his shooting to 36.7 per cent last year . . . Played 186 minutes in 25 games, scoring 1.9 ppg and 1.6 rebounds . . . Season high 12 points vs. Ole Miss and six rebounds vs. Bowling Green . . . A sound and rugged defensive player whose quick jumping ability makes him very effective on the boards . . . A first team Parade Magazine prep All-American, he also was named to Coach & Athlete and Coach and Scholastic honor teams . . . A three-year All-Stater at Manual High School in Denver where he averaged 19.1 ppg and 19 rebounds as a senior, and 24.5 ppg and 15 rebounds as a junior . . . Led Manual to a 60-5 three-year record and to the 1976 state championship with a 22-0 record . . . Selected 1976 Four-Corners Player-of-the-Year (Utah, Colorado, Arizona and New Mexico) . . . Won All-Tournament honors while playing on the championship team in the Sharon (Pa.) Classic, and played in the Midwest Classic at Dayton . . . Scored 28 points and hauled down 15 rebounds to win MVP honors in the Colorado North-South All-Star game . . . A graceful and swift runner, he lettered in track in the 440 . . . Coach Ed Calloway . . . Arts and Sciences.



Coach Hall: "LaVon is a real competitor who gives everything he has to the team effort. He needs that one break-away game to give him the confidence to become a great one."

Year	G	Sts.	Time	FG-FGA	Pct.	FT-FTA	Pct.	Reb-Ave	A	PF-D	Pts.	Ave	Season High
Fr.	25	0	186	18-49	36.7	11-18	61.1	40-1.6	3	37-0	47	1.9	12 Miss. H



## THE FRESHMEN

**CHUCK ALEKSINAS, 6-10, 250 Freshman Center  
Morris, Conn. (2/26/59)**

Recruited as a replacement for senior Mike Phillips, Aleksinas figures to be of immediate help this year... Awesome in strength and physique, has upper arms "like oak limbs" as described by his high school coach... Reported at 265, has dropped 15 pounds and will play at 250... A two-time All-Stater, led Wamogo High School to '77 state semi-finals and a 16-8 record... Scored 40.1 ppg and grabbed 19 rebounds, blocked five shots, hit 71 per cent of his shots and 73 per cent at the charity line... Averaged 22 ppg and 10 rebounds as a sophomore and 27 ppg and 14 rebounds as a junior... Set 13 school records and hit 19 consecutive free throws in '77 state tournament... Single game high 53 points and 29 rebounds... Career stats—1,910 points (31.3 ppg), 1,122 rebounds (18.4) and shooting 69.0 per cent... A three-year All-Berkshire Conference choice, was '77's only unanimous selection... Scored 18 and 14 points respectively in the Connecticut Schoolboy Shootout and the Connecticut Classic... Played in Derby Classic for victorious U.S. All-Stars, scoring 16 points and leading rebounding with 13 in 24 minutes playing time... Coach Bob Hazen... Arts and Science.




Coach Hall: "Chuck has strength and maturity not usually found in a freshman and this will make him a contributor to our program his freshman year. He reminds us of Phillips as a freshman, in that he can come in and relieve a starter and we will not suffer from a loss of strength under the boards. He can handle the low post both ways and he has good timing, which is going to help him as a shot blocker. He has a good combination of strength and shooting touch very seldom found in a person his size. Chuck is a player who has learned quickly, he doesn't make the same mistake twice and he is beginning to adapt to college ball."



SCOTT COURTS, 6-10, 230 Freshman Forward-Center  
Arvada, Colo. (12/28/58)

First of the '77 UK signees, Courts realized a longtime dream of playing at Kentucky... A dedicated worker, Courts spent the summer on weights and gained 10 well placed pounds, as well as increasing his over-all strength... One of most improved players in early practice, will play both strong-forward and center... Has impressed with quickness on boards and a deft shooting touch... Follows in Robey's footsteps in going to floor for loose balls... A three-time Jefferson County Basketball League All-Star, Courts took '77 league honors in scoring (20.0), rebounding (13.6) and shooting percentage (63.0)... Named to All-Metro and All-State by Denver Post and Rocky Mountain News... Named to MacDonald's All-America and Cronauer's Top 60 prep star list... Scored 1,054 career points in three years... Played in Akron Classic and Sharon (Pa.) Classic... Coach Joe Beckner... Business/Economics.




Coach Hall: "Scott is an unusual type of young man in that he has the ability to push himself beyond the pain barrier. He is a player who gives you 110 per cent everyday in everything he does. Although he doesn't have the physical maturity Aleksinas has, he is learning fast and will be a contributor this year. He is going to be a player that will make steady improvement because of his work habits and dedication. He is a willing student, has a nice shooting touch and is making rapid progress in improving his offensive skills."



FRED COWAN, 6-8, 195 Freshman Forward  
Morganfield, Ky. (4/23/58)

Third player in four years from coach Ernon Simpson's program at Union County High School, Cowan follows graduated Larry Johnson and rejoins teammate Dwane Casey, who he played with three years ago... Led Union County to its first regional championship and became its first All-State Tournament selection... Averaged 23.6 ppg, 13.3 rebounds and hit 62.3 per cent of his shots and 75.3 from the charity line in leading the Braves to a 28-4 record... Showed steady improvement throughout his career, averaging 11 ppg and six rebounds as a sophomore and 18 ppg and 11 rebounds as a junior... Possesses great agility and an outside shooting touch for a big man... A fine ball-handler who is comfortable in bringing the ball upcourt in traffic, quickness and fluid movement make Cowan a natural for beating the press... Scored career single game high 40 points in '77 District tourney... Took to UK weight program and was named "most improved" by coaching staff... Had a great Derby Classic in losing effort for Ky-Ind. All-Stars, hitting 10 of 14 shots for 22 points and pulled down a game tying 13 rebounds... Finished second in Derby Classic one-on-one contest... Scored 26 points in Akron Classic, played in California Classic, Ky-Ind. vs. Russian Junior team, and the Kentucky East-West All-Star game... Coach Ernon Simpson... Arts and Science.



Coach Hall: "Fred is a player we felt needed to pick up his tempo on both offense and defense and he is beginning to adjust in this manner. He has added weight and increased his strength dramatically. He has a lot of good, natural moves, the ability to get the ball back in the basket quickly and has the timing to develop into a good shot blocker. He has good defensive sense to the ball, picks up well, and has a bright future as a fine defensive player. Offensively, he has a soft shooting touch around the basket and he works both inside with his back to the basket and out in the floor with a nice jump shot. He will develop into a player who can play both power and quick forward."



**CHRIS GETTELFINGER, 6-2, 185 Freshman Guard  
Knoxville, Tenn. (4/1/58)**

First became interested in Kentucky two years-ago at Wildcat summer basketball camp, Gettelfinger was slowed by illness his senior year at Knoxville Catholic and when he became dissatisfied with college offers, he chose to join the Wildcats as a walk-on . . . Has been impressive with hustle, desire and a willingness to work extra hard in any job given him . . . One of squad's quickest, has been a leader in conditioning drills . . . Fine ball-handler and shooter . . . Lettered four years at Catholic, where he earned All-State, Catholic All-American and prep All-American honors . . . Averaged 24.0 in 15 games as a senior, 24.4 as a junior and 25.0 as a sophomore . . . Selected to All-Tournament team when Catholic went to state finals in '74 and '76 . . . Captained team in '76 and '77 . . . Coach Bill Deatherage . . . Arts and Science.

Coach Hall: "Chris is more than a walk-on to us. His enthusiasm and confidence rubs off on others, as well as his tenacity and ability to work hard. He definitely could contribute to the team this year."





IN RECOGNITION OF OUTSTANDING ACHIEVEMENTS IN THE  
FIELD OF ATHLETIC ENDEAVOR, THE UNIVERSITY OF KENTUCKY  
ATHLETICS ASSOCIATION HAS RETIRED THE JERSIES OF THE  
FOLLOWING FORMER WILDCAT BASKETBALL PLAYERS

"THE FABULOUS FIVE" 1948

NATIONAL CHAMPIONS - OLYMPIC GOLD MEDALISTS



12 RALPH BEARD  
1946-47-48-49



15 ALEX GROZA  
1945-47-48-49



22 CLIFF BARKER  
1947-48-49



26 KENNETH ROLLINS  
1943-47-48



27 WALLACE JONES  
1946-47-48-49

UNDEFEATED NATIONAL CHAMPIONS 1954



6 CLIFF HAGAN  
1951-52-54



16 LOU TSIOROPOULOS  
1951-52-54



20 GAYLE ROSE  
1952-54-55



22 JERRY BIRD  
1954-55-56



36 FRANK RAMSEY  
1951-52-54



42 BILLY EVANS  
1952-54-55




44 PHIL GRAWEMEYER  
1954-55-56

This handsome plaque is on display in the east concourse trophy case of Memorial Coliseum.

In a 10-year period from 1963-1973, Kentucky's 87.88 point scoring average ranked third nationally, topped only by Houston's 88.36 and Oklahoma City's 87.89. The Wildcats' 48.2 per cent marksmanship for the same period ranked fourth behind North Carolina's 49.2, Davidson's 48.7, and UCLA's 48.6.





1977-78 WILDCATS—Front Row, Left to Right: Head Coach Joe B. Hall, Jay Shidler, Dwane Casey, Kyle Macy, Jack Givens, Tim Stephens, Chris Gettelfinger, Truman Claytor, Asst. Coach Dick Parsons. Back Row: Asst. Trainer Walt McCombs, Mgr. Don Sullivan, LaVon Williams, Scott Courts, Mike Phillips, Rick Robey, Chuck Aleksinas, Fred Cowan, James Lee, Asst. Coach Leonard Hamilton, Asst. Coach Joe Dean.

Dat  
Nov  
Nov  
Dec  
Dec  
Dec  
Dec  
Dec  
Jan  
Jan  
Jan  
Jan  
Jan  
Jan  
Jan  
Jan  
Feb  
Feb  
Feb  
Feb  
Feb  
Feb  
Feb  
Mar  
Mar  
Mar  
Mar

an  
spe  
of  
de  
mo  
wi



## SEASON RECORD — 1976-77

ALL GAMES: WON 26, LOST 4 — SEC ONLY: WON 16, LOST 2

Date	Opponent	Site	UK	Opp.	Crowd
Nov. 22	Marathon Oil (EX)	(N1)	110	93	6,988
Nov. 27	Wisconsin	(H)	72	64	23,357
Dec. 2	Texas Christian	(H)	103	53	22,245
Dec. 6	Indiana	(A)	66	51	17,632
Dec. 11	Kansas	(H)	90	63	23,382
Dec. 13	South Carolina	(A)	98	67	10,987
Dec. 17	Bowling Green	(H)	77	59	17,893
Dec. 18	Utah	(H)	68	70	19,404
Dec. 30	Notre Dame	(N2)	102	78	16,613
Jan. 3	Georgia	(H)	+64	59	23,392
Jan. 8	Vanderbilt	(A)	64	62	15,626
Jan. 12	Tennessee	(H)	+67	71	23,392
Jan. 15	Auburn	(A)	75	68	11,902
Jan. 17	Florida	(A)	73	71	5,712
Jan. 22	LSU	(H)	87	72	23,392
Jan. 24	Mississippi	(H)	100	73	19,221
Jan. 29	Alabama	(A)	87	85	15,043
Jan. 31	Mississippi State	(A)	92	85	8,312
Feb. 5	Vanderbilt	(H)	113	73	23,386
Feb. 7	Florida State	(N2)	97	57	16,615
Feb. 12	Auburn	(H)	89	82	23,257
Feb. 14	Florida	(H)	104	78	23,392
Feb. 19	LSU	(A)	90	76	10,621
Feb. 21	Mississippi	(A)	81	69	7,086
Feb. 26	Alabama	(H)	85	70	23,412
Feb. 28	Mississippi State	(H)	77	64	23,402
Mar. 5	Tennessee	(A)	79	81	12,700
Mar. 7	Georgia	(A)	72	54	9,500
Mar. 12	Princeton	(N3-NCAA)	72	58	9,248
Mar. 17	VMI	(N4-NCAA)	93	78	14,500
Mar. 19	North Carolina	(N4-NCAA)	72	79	14,500

Home Attendance—312,527      +Overtime

N1—Memorial Coliseum, Lexington, Ky.; N2—Freedom Hall, Louisville, Ky.

N3—Palestra, Philadelphia, Pa.; N4—Cole Field House, College Park, Md.

\*\*\*\*\*

### ORIGIN OF "WILDCATS" NICKNAME

Kentucky's athletic teams are known to sports fans as the Wildcats. This first and only nickname borne by University varsities had its origin in 1909 in a speech made by Commandant Corbusier, then head of the military department of old State College. Speaking to a chapel audience of students on the showing of the Kentucky football team in defeating Illinois six to two, the Commandant declared "they fought like Wildcats." The tag was popularized by word of mouth and by the press with the result that it has since become synonymous with all major Kentucky athletic teams.



### 1977-78 KENTUCKY VARSITY BASKETBALL ROSTER

No.	Name	Pos.	Class	Ht.	Wt.	Age	Exp.	Hometown
4	Kyle Macy	G	So.	6-3	180	20	Tr.	Peru, Ind.
15	Chris Gettelfinger	G	Fr.	6-2	185	18		Knoxville, Tenn.
20	Dwane Casey	G	Jr.	6-2	195	20	2L	Morganfield, Ky.
21	Jack Givens	F	Sr.	6-4	205	21	3L	Lexington, Ky.
22	Truman Claytor	G	Jr.	6-1	178	20	2L	Toledo, Ohio
25	Jay Shidler	G	So.	6-1	185	19	1L	Lawrenceville, Ill.
30	Tim Stephens	G	So.	6-3	180	19	1L	Revelo, Ky.
32	James Lee	F	Sr.	6-5	230	21	3L	Lexington, Ky.
40	Fred Cowan	F	Fr.	6-8	195	18		Morganfield, Ky.
44	Scott Courts	C-F	Fr.	6-10	230	18		Arvada, Colo.
50	Chuck Aleksinas	C	Fr.	6-10	250	18		Morris, Conn.
52	LaVon Williams	F	So.	6-6	205	19	1L	Denver, Colo.
53	Rick Robey	F-C	Sr.	6-10	230	21	3L	New Orleans, La.
55	Mike Phillips	C	Sr.	6-10	240	21	3L	Akron, Ohio

HEAD COACH—Joe B. Hall (Sixth Year at Kentucky)  
 ASSISTANT COACHES—Dick Parsons, Leonard Hamilton and Joe Dean  
 STUDENT MANAGER—Don Sullivan

SQUAD STRENGTH—14  
 Seniors—4  
 Juniors—2  
 Sophomores—4  
 Freshmen—4

LETTERMEN RETURNING—9  
 From Kentucky—4  
 From 4 Other States—5

LETTERMEN LOST—2



### 1976-77 KENTUCKY VARSITY BASKETBALL STATISTICS (30 Games) — FINAL

Name-Pos.	G	Min.	Fg-Fta	Pct.	Ft-Fta	Pct.	Reb-Ave.	A	Pf-Dq	Pts.	Ave.	T.O.
GIVENS, F	.30	1032	236-459	51.4	94-113	83.2	208-6.9	82	64-1	566	18.9	53
ROBEY, F	.30	823	158-276	57.3	111-161	68.9	273-9.1	51	100-3	427	14.2	76
PHILLIPS, C	.28	600	144-261	55.2	54-88	61.4	179-6.4	24	75-2	342	12.2	68
JOHNSON, G	.30	1013	130-275	47.3	61-88	69.3	122-4.1	143	82-3	321	10.7	65
LEE, F	.30	745	108-194	55.7	77-107	72.0	157-5.2	43	102-4	293	9.8	68
SHIDLER, G	.28	677	97-237	40.9	25-31	80.7	52-1.9	67	75-0	219	7.8	50
CLAYTOR, G	.26	454	72-141	51.1	28-38	76.3	35-1.4	54	54-2	172	6.6	43
CASEY, G	.27	196	16-51	31.4	17-25	68.0	11-0.4	21	19-0	49	1.8	19
WILLIAMS, L-F	.25	186	18-49	36.7	11-18	61.1	40-1.6	3	37-0	47	1.9	23
HASKINS, F	.29	213	16-27	59.3	11-21	52.4	34-1.2	13	24-0	43	1.5	8
STEPHENS, G	.12	109	14-44	31.8	2-7	28.6	15-1.3	12	14-0	30	2.5	7
WILLIAMS, S-	.1	1	0-1	---	0-0	---	0-0.0	0	0-0	0	---	0
LAWLESS, G	.1	1	0-0	---	0-0	---	0-0.0	0	2-0	0	---	0

REBOUNDS:

	KY, Team	123	Deadball:	KY-Opp	47-59
KY TOTALS	1009-2015	50.1	491-697	513	648-15
OPP TOTALS	818-1828	44.9	434-608	432	682-38
					2070 69.1 595



GAME-BY-GAME WILDCAT SCORING - 1976-77

Player	Wisconsin (H)	Texas Christian (H)	Indiana (A)	Kansas (H)	South Carolina (A)	Bowling Green (UKIT)	Utah (UKIT)	Notre Dame (N)	Georgia (H)	Vanderbilt (A)	Tennessee (H)	Auburn (A)	Florida (A)	LSU (H)	Mississippi (H)	Alabama (A)	Mississippi St. (A)	Vanderbilt (H)	Florida State (N)	Auburn (H)	Florida (H)	LSU (A)	Mississippi (A)	Alabama (H)	Mississippi St. (H)	Tennessee (A)	Georgia (A)	Princeton (NCAA)	VMI (NCAA)	North Carolina (NCAA)	
Givens, f	12	20	18	15	28	28	8	30	17	14	23	20	19	8	19	23	26	21	28	24	15	21	16	10	12	11	21	7	26	26	
Robey, f-c	13	21	4	13	4	19	19	18	16	21	8	12	12	8	4	16	22	18	14	16	15	6	18	13	19	17	18	20	8	15	
Phillips, c	10	17	2	12	23	6	6	15	8	0	7	13	8	24	11	16	10	24	19	13	13	3	20	13	10	15	2	2	10	12	
Johnson, g	12	6	20	10	16	6	8	5	2	11	4	13	9	12	18	8	10	19	8	18	21	16	9	16	13	8	7	7	0	9	
Lee, f	11	9	2	14	5	15	13	10	10	12	11	7	10	12	14	6	4	9	7	7	10	16	2	14	15	12	12	6	12	6	
Shidler, g	7	16	20	5	10	6	6	12	11	2	10	0	11	16	12	12	12	16	12	5	6	6	6	2	4	8	4	10	4	0	
Clayton, g	0	0	0	0	0	2	12	0	0	2	4	10	2	3	0	5	0	16	12	5	22	12	10	4	0	8	6	12	29	4	0
Casey, g	0	4	0	13	2	2	2	0	0	0	0	0	0	0	4	1	0	2	2	0	0	0	0	4	0	0	0	0	0	0	0
Williams, f	3	4	0	4	2	5	2	2	0	0	0	0	2	0	12	1	0	2	2	0	0	0	0	2	2	0	0	4	4	0	0
Haskins, f	0	0	0	2	2	0	2	2	0	0	0	0	2	0	4	0	6	4	3	0	2	0	0	4	2	2	0	4	4	0	0
Stephens, f-g	2	6	0	2	9	2	4	2	0	2	0	0	0	0	4	0	0	4	0	0	0	0	0	2	0	0	0	0	0	0	0
Kentucky	72	103	66	90	98	77	68	102	64	64	67	75	73	87	100	87	92	113	97	89	104	90	81	85	77	79	72	72	93	72	
Opponents	64	53	51	63	67	59	70	78	59	62	71	68	71	72	73	85	85	73	57	82	78	76	69	70	64	81	54	58	78	79	

INDIVIDUAL SINGLE GAME HIGHS

Player	Opponent	Date	Record
Givens	Notre Dame	12-30-76	30 (FG 15, FT 0)
Givens	South Carolina	12-13-76	14 (FG 18)
Givens	Tennessee	1-12-77	26 (FG 10)
Robey	Mississippi State	2-28-77	11 (FTA 11)
Phillips	Louisiana State	1-22-77	15 (FTM 10)
Phillips	Louisiana State	1-22-77	19 (Team 51)







## 1976-77 TIME PLAYED AND HIGH GAME, POINTS-REBOUNDS

Player-Pos.	Games	Minutes Played	Total Points	High Points	Total Rebounds	High Rebounds
Givens, f	30	1032	566	30 Notre Dame (N)	208	13 TCU (H) Auburn (A)
Robey, f-c	30	831	427	22 Miss. State (A)	273	16 Miss. State (A)
Phillips, c	28	600	342	24 LSU (H) Vandy (H)	179	19 LSU (H)
JOHNSON, G	30	1013	321	21 Florida (H)	122	8 B. Green (H)
Lee, f	30	745	293	16 LSU (A)	157	13 Utah (H)
Shidler, g	28	677	219	20 Indiana (A)	52	6 Tennessee (H)
Claytor, g	26	454	172	29 VMI (N)	35	6 Vandy (H)
Casey, g	27	196	49	13 Kansas (H)	11	3 Kansas (H)
Williams, L., f	25	186	47	12 Mississippi (H)	40	6 B. Green (H)
HASKINS, F	29	213	43	6 Miss. State (A)	34	5 B. Green (H)
Stephens, g	12	109	30	6 TCU (H) S. Carolina (A)	15	3 Kansas (H) Mississippi (H)

### STARTING COMBOS — 1976-77

Givens, Robey, Phillips, Johnson, Shidler (Won 23, Lost 3)  
 Givens, Lee, Robey, Johnson, Casey (Won 1, Lost 1)  
 Givens, Lee, Robey, Johnson, Shidler (Won 2, Lost 0)

### KENTUCKY BASKETBALL NO. 1 FOR 50-YEAR PERIOD (1926-75)

It comes as no surprise to Kentucky basketball fans that the Wildcats are "NO. 1"—but proving it to your contemporaries may end in the usual sports hassle—no absolute proof.

Look no more, our friends. Steve Boda of the NCAA Statistical Bureau has come up with the clincher—a 50-year record of the nation's winningest collegiate teams which shows Kentucky perched firmly at the top with no other team in sight. Here is how the top ten stack up.

Team	Years	Won	Lost	Winning Percentage
1. Kentucky	50*	991	246	.801
2. St. John's	50	899	330	.731
3. North Carolina	50	922	361	.719
4. Western Kentucky	50	932	371	.715
5. Duquesne	47	754	319	.703
6. Kansas	50	800	367	.686
7. North Carolina State	50	815	386	.679
8. Notre Dame	50	815	391	.676
9. UCLA	50	841	411	.672
10. St. Bonaventure	49	669	329	.670

\*—49 Seasons




## KENTUCKY FROSH RECORD

Year	Won	Lost	PF	PA	Coach
1923	11	0	357	162	S. A. Boles
1924	7	3	265	193	L. S. Burnham
1925	11	0	417	185	Ray Eklund
1926	(Record Unknown)				S. A. Boles
1927	19	0	822	413	J. R. McFarland
1928	7	1	222	110	Fred Major
1929	9	1	260	193	M. E. Potter
1930	8	0	250	143	M. E. Potter
1931	4	2	178	116	(Unknown)
1932	10	0	463	175	Elmer Gilb
1933	8	1	408	204	J. R. Campbell and Len Miller
1934	16	0	809	340	Len Miller
1935 (Incomplete)	11	1	397	232	Paul McBrayer
1936	11	1	392	263	Paul McBrayer
1937	7	2	321	201	Paul McBrayer
1938	8	2	399	286	Paul McBrayer
1939	9	1	433	293	Paul McBrayer
1940 (Incomplete)	16	0	504	283	Paul McBrayer
1941	(No Team)				
1942	2	2	185	163	Paul McBrayer
1943-1948	(No Schedule Played)				
1949	15	0	1203	673	Harry Lancaster
1950	15	1	1269	767	Harry Lancaster
1951	13	0	1112	620	Harry Lancaster
1952-1953	(No Team)				
1954	6	0	646	391	Harry Lancaster
1955	9	4	1156	832	Harry Lancaster
1956	4	4	680	562	Harry Lancaster
1957	7	0	612	431	Harry Lancaster
1958	16	1	1658	1125	Harry Lancaster
1959	6	3	773	617	Harry Lancaster
1960	9	5	1129	967	Harry Lancaster
1961	13	5	1579	1358	Harry Lancaster
1962	13	5	1647	1223	Harry Lancaster
1963	14	3	1437	1053	Harry Lancaster
1964	13	3	1600	1305	Harry Lancaster
1965	17	2	1741	1268	Harry Lancaster
1966	5	10	1165	1227	Harry Lancaster
1967	18	2	1977	1531	Harry Lancaster
1968	11	9	1838	1667	Harry Lancaster
1969	18	4	1984	1650	Harry Lancaster and Joe Hall
1970	16	6	1975	1782	Joe Hall
1971	12	8	1728	1640	Joe Hall
1972	22	0	2208	1487	Joe Hall
1973*	2	10	713	824	Dick Parsons
1974*	7	3	863	693	Dick Parsons
1975*	4	2	477	459	Ray Edelman
1976*	5	2	604	572	Jim Long
1977	(No Team)				

\*Junior Varsity Teams





## Scouting Reports

S  
L  
E  
C  
N  
C  
A  
P  
1  
  
C  
T  
E  
  
y  
t  
f  
a  
s  
d

S  
L  
E  
C  
N  
C  
A  
P  
1  
  
C  
T  
E



### 1st Game—SOUTHERN METHODIST at Lexington—Saturday, Nov. 26 (TV)

Site—Rupp Arena (23,000) Lexington  
Location—Dallas, Texas  
Enrollment—9,000  
Conference—Southwest  
Nickname—Mustangs  
Colors—Red and Blue  
Athletic Director—Dick Davis  
Publicist—Bob Condron  
Ph—214 692-2883  
1976-77 Record—Won 8, Lost 19  
(Conf. Finish—fifth)

Tipoff—7:35 p.m. EST (TV)  
Series—UK leads 2-1 since '56  
Last Game—72-60 UK (H) in '58  
Biggest Win Margin—  
UK 12 (72-60) in '58  
SMU 1 (65-64) in '57  
Records at Site—  
No games Played at Rupp Arena  
UK 2-0 in Lex. (Last win in '58)  
Hall Record—Won 0, Lost 0

COACH—Sonny Allen (2 years at SMU—Won 24, Lost 31—Pct. 43.6)

Offense—Fast Break  
Chief Losses—Pete Lodwick (G-F) 13.6  
Top Returnees—Joe Swedlund (6-7 F) 13.0; Jeff Swanson (6-7 F-C) 12.6; T. J. Robinson (6-10 F) 10.8  
Best Newcomers—Raymond Dean (6-1 G) JUCO 12.0; Reggie Franklin (6-6 F) 18.1

Defense—Zone

**OUTLOOK:** SMU returns four starters and nine of 11 lettermen from last year's squad, but much of the success of the '78 team depends on the play of three newcomers—JUCO Raymond Dean, strongman Reggie Franklin, and 6-4 freshman Gordon Welch. Question marks from last year included point guard and rebounding strength, which Dean and Franklin could solve. Returning starters include Swedlund, Swanson, Robinson and three guards who split duty—6-4 Phil Hale, 5-10 Joey Ceravolo, and 6-0 Mark Davis.

### 2nd Game—INDIANA at Lexington—Monday, Dec. 5 (TV)

Site—Rupp Arena (23,000) Lexington  
Location—Bloomington, Ind.  
Enrollment—32,700  
Conference—Big Ten  
Nickname—Hoosiers  
Colors—Cream and Crimson  
Athletic Director—Paul Dietzel  
Publicist—Tom Miller  
Ph. 812 337-2421  
1976-77 Record—Won 14, Lost 13  
(Conf. Finish—Fifth)

Tipoff—7:35 p.m. EST (TV)  
Series—IU leads 12-7  
Last Game—66-51 UK (A) in '76  
Biggest Win Margin—  
UK 35 (91-56) in '65  
IU 24 (98-74) in '74  
Records at Site—  
No Games Played at Rupp Arena  
UK 2-2 in Lex. (Last Win in '69)  
IU 2-2 in Lex. (Last Win in '26)  
Hall Record—Won 2, Lost 4

COACH—Bobby Knight (6 Years at IU—Won 139, Lost 33—Pct. 80.9)

Offense—Motion  
Chief Losses—Kent Benson (C), 19.8  
Top Returnees—Mike Woodson (6-5, G-F), 18.5; Wayne Radford (6-3 G-F), 9.2; Jim Wisman (6-2 G), 6.3; Bill Cunningham (6-4 G), 5.1  
Best Newcomers—Tommy Baker (6-1 G) 15.2; Ray Tolbert (6-9 C), 25.1; Steve Risley (6-8 F-C), 25.5; Phil Isenbarger (6-8 F), 18.8

Defense—Man-to-Man

**OUTLOOK:** Although the Hoosiers return eight lettermen, they still will feature a youthful look as four of the eight are sophomores, including Mike Woodson, who is the leading returning scorer at 18.5 ppg, and second in rebounds with 6-plus. Finding a replacement for All-America Kent Benson will be a task, but coach Bobby Knight has three 6-9 lettermen and three big freshmen from which to select.



### 3rd Game—KANSAS at Lawrence—Saturday, Dec. 10

Site—Allen Field House (16,000)  
Location—Lawrence, Kan.  
Enrollment—25,000  
Conference—Big Eight  
Nickname—Jayhawks  
Colors—Crimson and Blue  
Athletic Director—Clyde Walker  
Publicist—Don Baker  
Ph. 913 864-3417  
1976-77 Record—Won 18, Lost 10  
(Conf. Finish—Fourth)

Tipoff—7:35 CST  
Series—UK leads 8-1 since '50  
Last Game—90-63 (H) UK in '76  
Biggest Win Margin—  
UK 37 (100-63) in '74  
KU 8 (71-63) in '73  
Records at Site—  
UK 3-1 (Last Win in '75)  
KU 1-3 (Last Win in '73)  
Hall Record—Won 4, Lost 1

COACH—Ted Owens (13 Years at KU—Won 241, Lost 114—Pct. 67.9)

Offense—Fast-break

Defense—Man-to-Man

Chief Losses—Herb Nobles (F) 14.8

Top Returnees—John Douglas (6-2 G) 19.2; Ken Koenigs (6-10 C) 10.9; Clint Johnson (6-2 G) 8.9; Milt Gibson (6-1 G) 2.5

Best Newcomers—Darnell Valentine (6-1 G) 26.1; Wilmore Fowler (6-2 G) 26.0; Douglas Neal (6-5 F) 28.6

**OUTLOOK:** With four starters and nine lettermen returning, coach Ted Owens is optimistic the Jayhawks will be improved. In fact, he feels "the infusion of new talent and the return of many key performers should make the Jayhawks a legitimate contender for the Big Eight championship." All-Big Eight swingman John Douglas leads scoring with 19.2 ppg, while Ken Koenigs remains formidable on the boards.

### 4th Game—SOUTH CAROLINA at Lexington—Monday, Dec. 12 (TV)

Site—Rupp Arena (23,000)  
Location—Columbia, S.C.  
Enrollment—24,381  
Conference—Independent  
Nickname—Fighting Gamecocks  
Colors—Garnet and Black  
Athletic Director—Jim Carlen  
Publicist—Tom Price  
Ph. 803 777-5204  
1976-77 Record—Won 14, Lost 12

Tipoff—7:35 EST (TV)  
Series—UK leads 5-1 since '28  
Last Game—98-67 UK (A) in '76  
Biggest Win Margin—  
UK 39 (64-25) in '41  
SC 6 (44-38) in '33  
Records at Site—  
No Games Played at Rupp Arena  
UK 3-0 in Lex. (Last win in '67)  
SC 0-3 in Lexington  
Hall Record—Won 1, Lost 0

COACH—Frank McGuire (13 Years at SC—Won 236, Lost 107—Pct. 68.8)

Offense—Freelance

Defense—Multiple

Chief Losses—Nate Davis (F) 15.7; Chuck Sherwood (C) 3.4

Top Returnees—Jim Graziano (6-9 C) 13.2; Jackie Gilloon (6-0 G) 9.7; Mike Doyle (6-4 G) 8.9; Karlton Hilton (6-6 F) 7.4; Colie Augustus (6-5 F) 6.0

Best Newcomers—Rich Weinert (6-7 F) 23.0; Zam Fredrick (6-2 G) 30.0; David Underwood (6-6 F) 24.0; Stephen Harty (6-8 F) 23.0; Kevin Dunleavy (6-0 G) 15.0

**OUTLOOK:** Four starters including sophomore center Jim Graziano, senior guard Jackie Gilloon and shooter Mike Doyle form the nucleus for coach Frank McGuire's 14th Gamecock squad. Sharing a starter's role last year were Karlton Hilton and Golie Augustus, who should get heat from freshmen Rich Weinert and Stephen Harty. Leadership should come from Gilloon, who holds all Gamecock season and career assists records, and from Graziano, whose credentials earmark him for "super-star" status.



## U. K. INVITATIONAL TOURNAMENT

Friday and Saturday, Dec. 16, 17

(See also special UKIT information on pages 26-31)

Site All Games—Rupp Arena (23,000)

Tipoff Times—7:05 and Approx. 9:05 p.m. EST Both Nights)

(25-minutes intermission between games)

### PORTLAND STATE

Location—Portland, Oregon

Enrollment—15,200

Conference—Independent

Nickname—Vikings

Colors—Forest Green and White

Athletic Director—Roy Love

Publicist—Larry Sellers

Ph—503 229-4440

1976-77 Record—Won 16, Lost 10

Series—No Games Played

Hall Record—Won 0, Lost 0

COACH—Ken Edwards (5 Years at PSU—Won 80, Lost 50—Pct. 61.5)

Offense—Passing Game

Defense—Zone (2-2-1 Primarily)

Chief Losses—Derreck Brooks (F) 13.8

Top Returnees—Freeman Williams (6-4 G) 38.8; James Cunningham (6-6 C)

10.2; Bob Sisul 6-6 F) 8.7; Chucky Smith (6-1½ G) 9.3

Best Newcomers—Bill Mathis (6-5 F) 18.0; Greg Slider (6-6 F) 17.8

**OUTLOOK:** The Vikings will showcase last year's NCAA scoring champion—Freeman Williams (38.8)—among four returning starters. Williams starred on the U.S. World Games champion team and became ninth player in history to surpass 1,000 points in a season. His 38.846 ppg is fourth on NCAA's all-time list and a single game high 71 is third highest in major college records. The high scoring Vikings finished sixth nationally in scoring with 89.9 ppg.

### SEATTLE

Location—Seattle, Wash.

Enrollment—3,400

Conference—West Coast Athletic

Nickname—Chieftains

Colors—Scarlet and White

Athletic Director—Ed O'Brien

Publicist—Pat Hayes

Ph—206 626-5395

1976-77 Record—Won 14, Lost 14

(Conf. Finish—3rd)

Series—UK leads 1-0 since '58

Last Game—84-72 UK (NCAA) in '58

Biggest Win Margin—

UK 8 (84-72) in '58

SU 0 No Wins

Record at Site—

No Games Played

Hall Record—

Won 0, Lost 0

COACH—Bill O'Connor (5 Years at SU—Won 62, Lost 71—Pct. 46.6)

Offense—Two-One-Two

Defense—Man-to-Man

Chief Losses—Ed O'Brien, Jr. (G) 10.8; Reggie Green (F) 6.1

Top Returnees—Clint Richardson (6-3 G) 16.1; Jawann Oldham (7-0 C) 11.8;

Keith Harrell (6-6 F) 11.2; Kevin Suther (6-9 F) 6.2

Best Newcomers—Eli Carter (6-3 G); Steve Jackson (6-5 F)

**OUTLOOK:** While youth dominates Seattle, coach Bill O'Connor sees some positive ingredients for the Chieftains, namely, leading scorer Clint Richardson, who seems fully recovered from a broken jaw, and 7-foot sophomore center Jawann Oldham, who O'Connor sees as "one of the 10 best in the country." Speed and a tight-knit defense should give O'Connor the improvement he is confident of producing this season.



## ST. JOHN'S

Location—Jamaica, N.Y.  
Enrollment—13,500  
Conference—Independent  
Nickname—Redmen  
Colors—Red and White  
Athletic Director—John W. Kaiser  
Publicist—Bill Esposito  
Ph—212 969-8000, Ext. 365  
1976-77 Record—Won 22, Lost 9

Series—UK leads 8-3 since '43  
Last Game—64-57 St. J (NCAA) in '52  
Biggest Win Margin—  
UK 41 (81-40) in '51  
St. J 9 (69-58) in '49  
Records at Site—  
No Games Played at Rupp Arena  
UK 1-0 in Lex. (Last win in '51)  
St. J 0-1 in Lexington  
Hall Record—Won 0, Lost 0

COACH—Lou Carnesecca (9 Years at St. John's—Won 190, Lost 67—Pct. 78.0)

Offense—Variable

Defense—Man-to-Man

Chief Losses—Glen Williams (G) 21.5; Cecil Rellford (F) 12.5

Top Returnees—George Johnson (6-7 F) 17.4; Tom Calabrese (6-0 G) 7.2

Best Newcomers—Wayne McKoy (6-8 C); Ron Plair (6-4 F); Frank Gilroy (6-5 F)

**OUTLOOK:** Replacing Glen Williams and Cecil Rellford will be a tough task for coach Lou Carnesecca, but capt. George Johnson's talent should ease the pain somewhat. "Johnson is a superb basketball player who can break every major scoring and rebounding record we have and we will depend on him in every category," Carnesecca said. Two transfer guards, 6-3 Reggie Carter and 6-1 Bernard Rencher, join two freshmen standouts, 6-8 Wayne McKoy and 6-5 Frank Gilroy, to give the Redmen quality talent at both ends of the court.

### 7th Game—IONA at Lexington—Friday, Dec. 23

Site—Rupp Arena (23,000) Lexington  
Location—New Rochelle, N.Y.  
Enrollment—5,100  
Conference—Independent  
Nickname—Gaels  
Colors—Maroon and Gold

Athletic Director—Jim Valvano  
Publicist—K. Peter Maneri  
Ph—914 636-2100  
1976-77 Record—Won 15, Lost 10  
Tipoff—7:35 p.m. EST  
Series—No Games Played  
Hall Record—Won 0, Lost 0

COACH—Jim Valvano (2 Years at Iona—Won 25, Lost 26—Pct. 49.8)

Offense—Controlled Break

Defense—Changing Zones

Chief Losses—Kevin Bass (F) 13.2; Dave Budd (G) 3.0

Top Returnees—Glenn Vickers (6-3 G) 17.9; Dave Brown (6-6 F) 15.0; Kevin Hamilton (6-2 G) 12.5; Joe McCall (6-8 F) 7.1

Best Newcomers—Jeff Ruland (6-10 C-F); Kevin Vesey (6-10 C); Tim Richardson (6-6 F)

**OUTLOOK:** A blend of experience and outstanding new talent could power Iona to its goal as a major eastern basketball power quicker than some experts predict. "We're stronger at all five positions," says coach Jim Valvano. "Both sets of guards and forwards return and add to them, our outstanding recruits, and it all points to a very, very exciting season." Missing from last year's team is record holder Kevin Bass, but virtually everyone else is back. Jeff Ruland, a 6-9 prep All-American heavily recruited by Kentucky, and 6-10 Kevin Vesey give rise to a sparkling future for the Gaels.

### 8th Game—NOTRE DAME at Louisville—Saturday, December 31 (TV)

Site—Freedom Hall (16,613)  
Location—South Bend, Ind.  
Enrollment—11,345

Tipoff—4:00 p.m. EST (Nat. TV)  
Series—UK leads 25-14  
Last Game—102-78 UK in '76



52  
Conference—Independent  
Nickname—Fighting Irish  
Colors—Gold and Blue  
Athletic Director—Edward W. Krause  
Publicist—Roger Valdiserri  
Ph—219 283-7516  
1976-77 Record—Won 22, Lost 7

COACH—Richard (Digger) Phelps (6 Years at ND—Won 114, Lost 58—Pct. 66.3)  
Offense—2-1-2  
Chief Losses—Toby Knight (F) 15.2; Bill Paterno (F) 9.6  
Top Returnees—Don Williams (6-3 G) 18.1; Dave Batton (6-9 F) 12.2; Bruce Flowers (6-8 F) 11.3; Rich Branning (6-3 G) 10.7  
Best Newcomers—Bill Laimbeer (6-11 C) (red shirt); Tracy Jackson (6-5 F) 29.8; Kelly Tripucka (6-7 F) 36.0; Orlando Weelridge (6-8 F) 21.0

**OUTLOOK:** Notre Dame returns four starters and blends five promising newcomers into its Irish recipe for success. The Irish will have height and plenty of it with 6-9 Dave Batton, 6-11 Bill Laimbeer, who returns after sitting out a year, and 6-11 freshman Gil Salinas. The backcourt is in very capable hands—Don Williams and floor-general Rich Branning, who directed the Irish offense the final 22 games after co-capt. Ray Martin broke his ankle. Bruce Flowers, a two-year starter at forward, is expected to team up with Batton, where the two juniors averaged 11.3 and 12.2 points respectively. All in all, the Irish appear to be loaded with top talent.

## VANDERBILT

9th Game—at Lexington—Monday, Jan. 2  
27th Game—at Nashville—Monday, Mar. 6 (TV)

Site—Rupp Arena (23,000) Lexington  
Memorial Gym (15,581) Nashville  
Location—Nashville, Tenn.  
Enrollment—7,000  
Conference—Southeastern  
Nickname—Commodores  
Colors—Black and Gold  
Athletic Director—Clay Stapleton  
Publicist—Lew Harris  
Ph—615 322-4727  
1976-77 Record—Won 10, Lost 16  
(Conf. Finish—Sixth-tie)

COACH—Wayne Dobbs (1 Year at VU—Won 10, Lost 16—Pct. 38.5)  
Offense—Freelance  
Chief Losses—Greg Fuller (F) 10.8; Dicky Keffer (G) 8.7; Spence Young (F) 2.1  
Top Returnees—Charles Davis (6-7 F) 15.3; John Sneed (6-9 C) 9.8; Mark Elliott (6-1 G) 8.8; Tom Shultz (6-4 F) 8.2; Tommy Springer (5-10 G) 4.7  
Best Newcomers—Mike Rhodes (6-5 G) 41.9; Brian Allsmiller (6-8 F) 21.0; Pat Berwanger (6-10 C) 18.5

**OUTLOOK:** Vanderbilt figures to be much tougher this year after having finished with a 10-16 record last year with a predominantly freshman team that captured the fancy of Commodore fans with hustle and gutsy play. Charles Davis, a 6-7 consensus SEC all-Frosh pick last year, led Vandy scoring and rebounding with 15.3 and 7.0 averages and should be even better this year. Three freshmen—6-11 Brian Allsmiller, 6-10 Pat Berwanger and 6-5 Mark Elliott,

Biggest Win Margin—  
UK 34 (103-69) in '65  
ND 21 (41-20) in '36  
Records at Site—  
UK 15-3 (Last Win in '76)  
ND 3-15 (Last Win in '73)  
Hall Record—Won 4, Lost 1

Defense—Man-to-Man, Matchup Zone

Tipoff—7:30 p.m. EST  
Tipoff—8:00 p.m. CST (TV)  
Series—UK leads 79-27 since '12  
Last Game—113-73 UK (H) in '77  
Biggest Win Margin—  
UK 69 (98-29) in '47  
VU 17 (82-65) in '74  
Records at Site—  
VU 12-42 at Lexington  
UK 33-14 at Nashville  
Hall Record—Won 5, Lost 5



Tennessee's prep scoring leader for 1977, are products of coach Wayne Dobbs' second consecutive good recruiting effort, and figure prominently into Dobbs' plans this year.

## FLORIDA

10th Game—at Gainesville—Saturday, Jan. 7

18th Game—at Lexington—Saturday, Feb. 4

Site—Alligator Alley (5,454) Gainesville  
Rupp Arena (23,000) Lexington

Enrollment—28,000

Conference—Southeastern

Nickname—Gators

Colors—Orange and Blue

Athletic Director—Ray Graves

Publicist—Norm Carlson

Ph—904 392-0641

1976-77 Record—Won 17, Lost 9  
(Conf. Finish—Fourth)

COACH—John Lotz (4 Years at UF—Won 56, Lost 50—Pct. 52.8)

Offense—Passing, Controlled Fast Break

Chief Losses—Bob Smyth (C) 15.1; Len Sanders (G) 8.3; Don Bostic (G) 5.3

Top Returnees—Richard Glasper (6-0 G) 11.9; Al Bonner (6-6 F) 15.0; Malcolm Cesare (6-8 F) 9.1; Larry Brewster (6-10 C) 7.1

Best Newcomers—Reggie Hannah (6-8 F) 28.5; Bob Van Hoy (6-8 F) 18.0; Jerry Bellamy (6-6 F) 20.8; Jimmy Cotton (6-3 G) 22.0

**OUTLOOK:** Tagged as the surprise team of the conference last year after finishing fourth in the SEC and compiling a 17-9 overall mark, the Gators would be no surprise to better that record this year. "We have a good mixture of veterans who learned how to win last year, and some newcomers who possess the ability to help us immediately," says coach John Lotz. Guard Richard Glasper and forward Malcolm Cesare give the Gators an outside-inside punch along with veterans Al Bonner and Larry Brewster. But the brightest star might be prep All-American Reggie Hannah, Florida's 1977 Player-of-the-Year.

## AUBURN

11th Game—at Auburn—Monday, Jan. 9

19th Game—at Lexington—Monday, Feb. 6

Site—Memorial Coliseum (13,000) Auburn  
Rupp Arena (23,000) Lexington

Location—Auburn, Ala.

Enrollment—18,010

Conference—Southeastern

Nickname—Tigers

Colors—Orange and Blue

Athletic Director—Lee Hayley

Publicist—Buddy Davidson

Ph-205 826-4750

1976-77 Record—Won 13, Lost 13  
Conf. Finish—6th-Tie)

COACH—Bob Davis (4 years at AU—Won 57, Lost 47—Pct. 54.8)

Chief Losses—Eddie Johnson (G) 15.6; Pepto Bolden (F) 10.0

Tipoff—7:30 EST

Tipoff—7:30 EST

Series—UK leads 38-10 since '27

Last Game—104-78 UK (H) in '77

Biggest Win Margin—

UK 56 (87-31) in '48

UF 18 (96-78) in '69

Records at Site—

UK 13-7 at Gainesville

UF 2-18 at Lexington

Hall Record—Won 8, Lost 2

Defense—Man-to-Man

Tipoff—7:30 p.m. CST

Tipoff—7:30 p.m. EST

Series—UK leads 38-8 since '21

Last Game—89-82 UK (H) in '77

Biggest Win Margin—

UK 66 (84-18) in '47

AU 19 (88-69) in '65

Records at Site—

UK 9-7 at Auburn

AU 0-20 at Lexington

Hall Record—Won 7, Lost 3



Top Returnees—Mike Mitchell (6-8 F) 19.4; Stan Pietkiewicz (6-5 G) 11.1; Myles Patrick (6-8 C) 9.7

Best Newcomers—Bobby Cattage (6-9 C) 23.0; Earl Banks (6-7 F) 23.0

**OUTLOOK:** Auburn is a good bet to improve on a 13-13 season despite losing its all-time scorer, Eddie Johnson, and top rebounder, Pepto Bolden. Leading the Tigers are forward Mike Mitchell and long-range shooting guard Stan Pietkiewicz, while center Myles Patrick will aid Mitchell on the frontline. Bubba Price and Wayne Bracy are top choices for a guard post, while freshmen Earl Banks or Bobby Cattage could get the nod at the remaining forward slot.

## LOUISIANA STATE

12th Game—at Lexington—Saturday, Jan. 14 (TV)

20th Game—at Baton Rouge—Saturday, Feb. 11

Site—Rupp Arena (23,000) Lexington  
Assembly Center

(14,327) Baton Rouge

Location—Baton Rouge, La.

Enrollment—24,791

Conference—Southeastern

Nickname—Tigers

Colors—Purple and Gold

Athletic Director—Carl Maddox

Publicist—Paul Manasseh

Ph. 504 388-8226

1976-77 Record—Won 15, Lost 12  
(Conf. Finish—Fifth)

Tipoff—4:00 p.m. EST (TV)

Tipoff—7:30 p.m. CST

Series—UK leads 44-3 since '33

Last Game—90-76 UK (A) in '77

Biggest Win Margin—

UK 42 (107-65) in '56

LSU 17 (88-71) in '72

Records at Site—

LSU 0-19 at Lexington

UK 16-3 at Baton Rouge

Hall Record—Won 9, Lost 1

COACH—Dale Brown (5 Years at LSU—Won 63, Lost 66—Pct. 48.8)

Offense—Fast Break/Multiple

Defense—Multiple

Chief Losses—Greg Cook (F-C) 11.5; Bob Miller (G) 8.9

Top Returnees—Kenny Higgs (6-0 G) 17.7; Rudy Macklin (6-7 F) 14.8; Jordy Hultberg (6-2 G) 12.8

Best Newcomers—Willie Sims (6-4 G) 16.5; DeWayne Scales (6-7 F) 18.6; Walter Campbell (6-6 F) 20.1; Andy Campbell (7-2 C) JUCO 11.1

**OUTLOOK:** LSU cage fans are excitedly anticipating this season with ample justification as the Tigers return nine lettermen and a recruiting crop judged fourth best in the nation. The Tigers clawed their way (with four freshmen starters) to a fifth place SEC finish last year, highest in several years, and won 15 games overall. Playmaker Kenny Higgs and runningmate Jordy Hultberg will have two seven-footers (letterman Rick Mattick and JUCO 7-2 Andy Campbell) to pass off to inside, while sophomore forward Rudy Macklin will operate from a wing.

## MISSISSIPPI

13th Game—at Lexington—Monday, Jan. 16

21st Game—at Oxford—Monday, Feb. 13

Site—Rupp Arena (23,000) Lexington  
C. M. "Tad" Smith Coliseum

(8,500) Oxford

Location—Oxford, Miss.

Enrollment—9,500

Conference—Southeastern

Tipoff—7:30 p.m. EST

Tipoff—7:30 p.m. CST

Series—UK leads 48-4 since '25

Last Game—81-69 UK (A) in '77

Biggest Win Margin—



Nickname—Rebels  
Colors—Red and Navy Blue  
Athletic Director—John H. Vaught  
Publicist—Bobo Champion  
Ph. 601 232-7345  
1976-77 Record—Won 11, Lost 16

UK 58 (116-58) in '52  
UM 20 (37-17) in '27  
Records at Site—  
UM 1-25 at Lexington  
UK 10-2 at Oxford  
Hall Record—Won 8, Lost 2

COACH—Bob Weltlich (1 Year at UM—Won 11, Lost 16—Pct. 40.7)

Offense—1-3-1

Defense—Man-to-Man

Chief Losses—John Billips (G-F) 17.3; Walter Actwood (F) 11.5; Eugene Harris (F) 11.1

Top Returnees—John Stroud (6-7 F) 14.5; Joe Kyles (6-2 G) 8.4; Henry Jackson (5-11 G) 3.8

Best Newcomers—Elston Turner (6-5 G-F) 20.7; Larry Baldwin (6-2 G) 24.0; Chris Barrett (6-4 G) 26.4

**OUTLOOK:** Under the tutelage of new coach Bob Weltlich, Ole Miss fought to a 11-16 record last season, its best in three years. And Weltlich is depending on five returnees and the fact they have had a year under him, to note rapid improvement this year. Six newcomers, led by Elston Howard of Knoxville, and JUCO transfer Kim Benson (brother of Indiana's Kent), should give Weltlich more adequate reserve power. Actually, three freshmen are given a good chance of starting—guard Larry Baldwin, guard-forward Elston Turner and guard-forward Christ Barrett.

## MISSISSIPPI STATE

14th Game—at Starkville—Saturday, Jan. 21 (TV)

22nd Game—at Lexington—Saturday, Feb. 18

Site—Humphrey Coliseum (10,000)  
Starkville

Tipoff—3:00 p.m. CST (TV)

Rupp Arena (23,000) Lexington

Tipoff—7:30 p.m. EST

Location—State College, Miss.

Series—UK leads 46-8 since '21

Enrollment—12,300

Last Game—77-64 UK (H) in '77

Conference—Southeastern

Biggest Win Margin—

Nickname—Bulldogs

UK 44 (110-66) in '52

Colors—Maroon and White

MS 8 (66-58) in '59

Athletic Director—Bob Tyler

Records at Site—

Publicist—Bob Hartley

UK 16-4 at State College

Ph. 601 325-2311

MS 3-23 at Lexington

1976-77 Record—Won 14, Lost 13

Hall Record—Won 9, Lost 1

(Conf. Finish—Tie for 6th)

COACH—Ron Green (1st Year at MSU)

Offense—Action-Motion

Defense—Pressure, Man-to-Man

Chief Losses—Lorenza Hall (G) 1.4; Martin Cupit (G) 1.2; Don Coleman (F) 0.6

Top Returnees—Rickey Brown (6-10 C) 19.3; Ray White (6-5 G) 16.2; Gary

Hooker (6-5 F) 14.8; Wiley Peck (6-7 F) 10.2; Al Perry (6-0 G) 5.4; Walter Wright (6-7 F) 4.7

Best Newcomers—Greg Grim (6-1 G) 26.6; Calvin Holmes (6-3 G) 16.3

**OUTLOOK:** Twelve lettermen, including all five starters, greet first year coach Ron Green, who vows "we will not be outworked." He backs up that statement with a team motto, "Pride in 1977." Last year's SEC Freshman-of-the-Year Rickey Brown returns at center, where he finished in the league's top five in scoring and rebounding. Green hopes to overcome faulty shooting that beset the '77 entry at midseason and which finally dropped to a cold 45.4 per cent at season's end.



## ALABAMA

15th Game—at Tuscaloosa—Monday, Jan. 23

23rd Game—at Lexington—Monday, Feb. 20 (TV)

Site—Memorial Coliseum (15,043) Tuscaloosa	Tipoff—7:30 p.m. CST
Rupp Arena (23,000) Lexington	Tipoff—9:00 p.m. EST (TV)
Location—Tuscaloosa, Ala.	Series—UK leads 61-16 since '23
Enrollment—17,000	Last Game—85-70 (H) in '77
Conference—Southeastern	Biggest Win Margin—
Nickname—Crimson Tide	UK 42 (74-32) in '49
Colors—Crimson and White	UA 24 (101-77) in '56
Athletic Director—Paul Bryant	Records at Site—
Publicist—Kirk McNair	UK 17-9 at Tuscaloosa
Ph. 205 348-6084	UA 4-33 at Lexington
1976-77 Record—Won 25, Lost 6 (Conf. Finish—Third)	Hall Record—Won 7, Lost 3

COACH—C. M. Newton (9 Years at UA—Won 154, Lost 90—Pct. 63.1)

Offense—Fast Break

Defense—Man-to-Man

Chief Losses—Rickey Brown (C) 16.1; T. R. Dunn (G) 13.1; Don Bowerman (F) 5.5

Top Returnees—Reggie King (6-6 F) 18.1; Anthony Murray (6-2 G) 7.3; Robert Scott (6-1 G) 9.2; Kent Looney (5-10 G) 6.0

Best Newcomers—Norman Anchrum (6-10 C) 25.0; Ken Johnson (6-7 F) 27.0; Richie Hood (6-6 F) 19.6

**OUTLOOK:** Bama faces its most critical rebuilding job in several years with the loss of four-year regulars T. R. Dunn and Rickey Brown, and starter Don Bowerman. The Tide will build its hopes around All-SEC Reggie King and senior guard Anthony Murray, who was slowed last year with a knee injury. Two freshmen, forward Ken Johnson and center Norman Anchrum are given good prospects of earning starting jobs. The Tide will be strong at guard, with red-shirt Greg McElveen, Robert Scott and Kent Looney battling for a starting slot.

## TENNESSEE

16th Game—at Lexington—Saturday, Jan. 28

24th Game—at Knoxville—Saturday, Feb. 25 (TV)

Site—Rupp Arena (23,000) Lexington	Tipoff—7:30 p.m. EST
Stokley Center (12,700) Knoxville	Tipoff—2:00 p.m. EST (TV)
Location—Knoxville, Tenn.	Series—UK leads 96-44 since '10
Enrollment—25,946	Last Game—81-79 UT (A) in '77
Conference—Southeastern	Biggest Win Margin—
Nickname—Volunteers	UK 55 (95-40) in '52
Colors—Orange and White	UT 28 (87-59) in '68
Athletic Director—Bob Woodruff	Records at Site—
Publicist—Haywood Harris	UT 12-54 in Lexington
Ph. 615 974-3373	UK 33-28 in Knoxville
1976-77 Record—Won 22, Lost 6 (Conf. Finish—First-tie)	Hall Record—Won 3, Lost 7

COACH—Ray Mears (15 Years at UT—Won 278, Lost 112—Pct. 71.3)

Offense—Fast Break, 1-3-1

Defense—Combination Zone

Chief Losses—Bernard King (F) 25.8; Ernie Grunfeld (F) 22.8; Mike Jackson (G) 15.4



Top Returnees—Reggie Johnson (6-9 C) 11.0; Johnny Darden (5-10 G) 5.6;  
 Terry Crosby (6-4 G) 3.9  
 Best Newcomers—James Ratiff (6-9 F) 25.0; Kevin Nash (6-11 C) 17.0; Bob  
 Lowrie (6-0 G) 20.6

**OUTLOOK:** Decimated by the graduation loss of three super-stars, the Vols fortunes were further clouded by the illness of coach Ray Mears, who for the second straight year, missed opening of practice. The Vols have playmaker Johnny Darden and center Reggie Johnson to build around and obviously, the Vols have some youthful talent. "We believe we had a great recruiting year," said Mears. Best of the newcomers are James Ratiff, Howard Wood and Kevin Nash, all frontline men.

## GEORGIA

17th Game—at Lexington—Monday, Jan. 30

25th Game—at Athens—Monday, Feb. 27

Site—Rupp Arena (23,000) Lexington  
 Georgia Coliseum (10,400) Athens

Location—Athens, Ga.

Enrollment—21,500

Conference—Southeastern

Nickname—Bulldogs

Colors—Red and Black

Athletic Director—Joel Eaves

Publicist—David Storey

Ph. 404 542-1621

1976-77 Record—Won 9, Lost 18  
 (Conf. Finish—Tenth)

COACH—John Guthrie (4 Years at Georgia—Won 35, Lost 70—Pct. 25.0)

Offense—Multiple

Chief Losses—David Reavis (F) 14.3; Curtis Jackson (6-7 F) 14.2; Charley  
 Dorsey (F) 7.7

Top Returnees—Lavon Mercer (6-10 C) 12.0; Walter Daniels (6-2 G) 11.5; Lucius  
 Foster (6-10 F) redshirt

Best Newcomers—Charles Carter (6-3 G); Ron Webb (6-6 F); Zach Richardson  
 (6-6 F)

**OUTLOOK:** Following an injury-plagued season that saw the Bulldogs finish last in the SEC, coach John Guthrie's hopes for improvement were further dampened with the loss of David Reavis to transfer problems, Charlie Dorsey to academic standards and Curtis Jackson for personal reasons. However, 6-10 Lucius Foster will return after missing a year with a knee injury, and sophomore center Lavon Mercer give Guthrie two quality big men to work with. Jimmy Daughtry and Walter Daniels will give the Dogs two quality guards.

26th Game—NEVADA, LAS VEGAS at Lexington—Saturday, Mar. 4 (TV)

Site—Rupp Arena (23,000)

Location—Las Vegas, Nev.

Enrollment—9,100

Conference—Independent

Nickname—Runnin' Rebels

Colors—Scarlet and Gray

Athletic Director—Bill Ireland

Publicist—Dominic Clark

Ph. 702 739-3207

1976-77 Record—Won 29, Lost 3

Tipoff—1:00 p.m. EST (Nat. TV)

Series—No Games Played

Hall Record—Won 0, Lost 0



COACH—Jerry Tarkanian (4 Years at UNLV—Won 102, Lost 16—Pct. 86.4)

Offense—Run and Gun

Defense—Man-to-Man, Full Court Press

Chief Losses—Eddie Owens (F) 21.8; Sam Smith (F) 14.8; Robert Smith (G) 12.8; Glen Gondrezick (G) 14.6; Lewis Brown (C) 10.2; Larry Moffett (C) 8.0

Top Returnees—Reggie Theus (G) 14.5; Tony Smith (G) 9.0; Jackie Robinson (F) red-shirted last year, 10.0 (1975-76).

Best Newcomers—Gerald Sims (6-5 G); Bret Bales (6-2 G); Eddie McLeod (6-8 F); Manual Johnson (6-9 C); Earl Evans (6-7 F) TR.

**OUTLOOK:** Finding replacements for five graduated seniors will be no easy task and when you consider the Runnin' Rebels racked up a 102-16 record with those players, coach Jerry Trakanian's job seems almost impossible. But the gregarious Tarkanian has aces—6-7 guard Reggie Theus and runningmate Tony Smith, who scored 23.5 points between them, and some fine recruits in JUCO products Gerald Sims, California small school Player-of-the-Year and Eddie McLeod. And three-year starter, 6-7 forward Jackie Robinson, returns after sitting out a year with injury.



## SERIES SCORES WITH 1977-78 OPPONENTS

Date	Ky. Opp.	Date	Ky. Opp.	Date	Ky. Opp.
<b>SOUTHERN METHODIST (2-1)</b>		2-10-36 (A) ..	20 41	2-20-37 (H) ..	51 19
12-21-56 (UKIT)	73 67	1- 5-37 (LV) ..	28 41	1-29-38 (A) ..	42 19
12-16-57 (A) ..	64 65	1-15-38 (A) ..	37 47	2-21-38 (H) ..	48 24
12-11-58 (H) ..	72 60	1-14-39 (LV) ..	37 42	1-30-39 (A) ..	51 37
<b>INDIANA (7-12)</b>		1-13-40 (A) ..	47 52	2-25-39 (H) ..	52 27
12-18-24 (H) ..	18 20	1- 4-41 (LV) ..	47 48	1-29-40 (A) ..	32 40
1- 5-25 (A) ..	23 34	7- 7-42 (A) ..	43 46	2-24-40 (H) ..	43 38
12-21-26 (H) ..	19 38	1-23-43 (LV) ..	60 55	2-29-40 (SEC)	44 31
2- 4-28 (A) ..	29 48	1- 8-44 (LV) ..	55 54	2- 1-41 (A) ..	51 50
12-30-40 (S-Bowl)	45 48	1-27-45 (LV) ..	*58 59	2-24-41 (H) ..	58 31
12-23-42 (LV) ..	52 58	1-26-46 (A) ..	47 56	1-26-43 (H) ..	39 38
12-11-43 (LV) ..	66 41	2- 1-47 (LV) ..	60 30	2- 1-43 (A) ..	54 43
12-16-44 (LV) ..	61 43	2- 2-48 (A) ..	55 64	2- 4-46 (A) ..	59 37
12-18-65 (UKIT)	91 56	1-29-49 (LV) ..	62 38	2- 9-46 (N) ..	64 31
12-13-69 (H) ..	109 92	1-23-50 (A) ..	51 64	1-13-47 (A) ..	82 30
12-12-70 (A) ..	*95 93	1-15-51 (H) ..	69 44	2-21-47 (A) ..	84 41
12-11-71 (LV) ..	**89 90	2- 2-52 (N) ..	71 66	2-27-47 (SEC)	98 29
12- 9-72 (A) ..	58 64	3-15-58 (NCAA)	89 56	2- 9-48 (A) ..	82 51
3-17-73 (NCAA)	65 72	2-14-59 (N) ..	71 52	2-20-48 (H) ..	79 43
12- 8-73 (LV) ..	68 77	2-13-60 (H) ..	68 65	1-31-49 (A) ..	72 50
12- 7-74 (A) ..	74 98	12- 7-60 (LV) ..	68 62	2-26-49 (H) ..	70 37
3-22-75 (NCAA)	92 90	12-30-61 (LV) ..	100 53	1-30-50 (A) ..	58 54
12-15-75 (LV) ..	*68 77	12-29-62 (LV) ..	78 70	2-25-50 (H) ..	70 66
12-6-76 (A) ..	66 51	12-28-63 (LV) ..	101 81	1-27-51 (A) ..	74 49
<b>KANSAS (8-1)</b>		12-29-64 (LV) ..	97 111	2-24-51 (H) ..	89 57
12-16-50 (H) ..	68 39	12-29-65 (LV) ..	103 69	3- 3-51 (SEC)	57 61
12-14-59 (A) ..	*77 72	12-31-66 (LV) ..	96 85	1-28-52 (A) ..	88 51
12- 6-69 (H) ..	115 85	12-30-67 (LV) ..	81 73	2-21-52 (H) ..	75 45
12- 4-71 (A) ..	79 69	12-28-68 (LV) ..	110 90	1-30-54 (A) ..	85 63
12-23-72 (H) ..	77 71	12-27-68 (LV) ..	102 100	2-22-54 (H) ..	100 64
12- 3-73 (A) ..	63 71	3-12-70 (NCAA)	109 99	1-29-55 (A) ..	75 71
12-23-74 (LV) ..	100 63	12-29-70 (LV) ..	92 99	2-21-55 (H) ..	77 59
12-13-75 (A) ..	54 48	12-28-71 (LV) ..	86 67	1-28-56 (A) ..	73 81
12-11-76 (H) ..	90 63	12-30-72 (LV) ..	65 63	2-20-56 (H) ..	76 55
<b>SOUTH CAROLINA (5-1)</b>		12-29-73 (LV) ..	79 94	1-26-57 (A) ..	91 83
2-24-28 (SC) ..	56 40	12-28-74 (LV) ..	113 96	2-18-57 (H) ..	80 65
1-10-33 (H) ..	44 36	12-30-75 (LV) ..	79 77	1- 6-58 (A) ..	86 81
2- 2-33 (A) ..	38 44	12-30-76 (LV) ..	102 78	2-17-58 (H) ..	65 61
12-22-41 (H) ..	64 25	<b>VANDERBILT (79-27)</b>		1- 6-59 (A) ..	66 75
12-23-67 (UKIT)	76 66	2-22-12 (H) ..	28 17	2-18-59 (H) ..	83 71
12-13-76 (A) ..	98 67	2-23-12 (H) ..	22 18	1- 5-60 (A) ..	76 59
<b>PORTLAND STATE (0-0)</b>		2-19-13 (H) ..	17 24	2-16-60 (H) ..	68 60
<b>SEATTLE (1-0)</b>		2-20-13 (H) ..	42 29	1- 9-61 (A) ..	62 64
3-22-58 (NCAA)	84 72	2-12-15 (H) ..	34 39	2-21-61 (H) ..	60 59
<b>St. JOHN'S (8-3)</b>		3-13-15 (H) ..	36 24	3- 9-61 (N) ..	88 67
12-30-43 (A) ..	44 38	2- 4-16 (H) ..	25 39	1- 8-62 (A) ..	77 68
3-22-44 (NIT)	45 48	2- 5-16 (H) ..	20 23	2-19-62 (H) ..	87 80
12-29-45 (A) ..	73 59	2-14-19 (H) ..	26 36	1- 7-63 (A) ..	106 82
12-21-46 (N) ..	70 50	2-22-21 (H) ..	39 18	2-18-63 (H) ..	67 69
12-23-47 (A) ..	52 40	1-18-22 (A) ..	12 22	1- 6-64 (A) ..	83 85
12-18-48 (A) ..	57 30	1- 1-24 (H) ..	33 13	2-17-64 (H) ..	104 73
12-15-49 (A) ..	58 69	2-20-26 (H) ..	30 20	1- 5-65 (H) ..	79 97
12-23-50 (A) ..	43 37	1-15-27 (H) ..	32 48	2-16-65 (A) ..	90 91
3-22-51 (NCAA)	59 43	1-14-28 (H) ..	43 23	1-15-66 (H) ..	96 83
12-17-51 (H) ..	81 40	2- 8-28 (A) ..	54 29	2- 2-66 (A) ..	105 90
3-22-52 (NCAA)	57 64	1-21-31 (A) ..	42 37	1- 5-67 (H) ..	*89 91
<b>IONA (0-0)</b>		2-20-31 (H) ..	43 23	3- 4-67 (A) ..	94 110
<b>NOTRE DAME (25-14)</b>		2-10-32 (A) ..	61 37	1- 6-68 (A) ..	94 78
1-12-29 (A) ..	19 16	2-20-32 (H) ..	31 32	3- 2-68 (H) ..	85 80
		1-31-33 (A) ..	40 29	2- 1-69 (H) ..	103 89
		2-18-33 (H) ..	45 28	3- 1-69 (A) ..	99 101
		2- 2-34 (A) ..	48 26	1-31-70 (A) ..	81 89
		2-17-34 (H) ..	47 27	2-28-70 (H) ..	90 86
		2- 2-35 (A) ..	58 22	1-30-71 (H) ..	102 92
		3- 2-35 (H) ..	53 19	2-27-71 (A) ..	119 90
		2- 1-36 (A) ..	23 32	1-24-72 (H) ..	106 80
		2-24-36 (H) ..	61 41	2- 5-72 (A) ..	*85 80
		1-30-37 (A) ..	41 26	1-22-73 (A) ..	75 76
				2- 3-73 (H) ..	76 83



Date	Ky.	Opp.
1-28-74 (H) ..	65	82
3- 2-74 (A) ..	69	71
1-27-75 (A) ..	91	90
3- 1-75 (H) ..	109	84
1-17-76 (H) ..	77	76
2-14-76 (A) ..	65	69
1-8-77 (A) ..	64	62
2-5-77 (H) ..	113	73

**FLORIDA (38-10)**

1- 3-27 (H) ..	43	36
3- 2-31 (SC) ..	56	36
2-26-33 (SEC) ..	48	24
2-24-34 (SEC) ..	32	38
2-26-42 (SEC) ..	42	36
3- 1-45 (SEC) ..	57	35
3- 1-46 (SEC) ..	69	32
3- 4-48 (SEC) ..	87	31
3- 3-49 (SEC) ..	73	36
12-14-50 (H) ..	85	37
1-12-52 (A) ..	99	52
2- 8-54 (A) ..	97	55
2- 3-55 (H) ..	87	63
2- 6-56 (A) ..	81	70
2- 2-57 (H) ..	88	61
1-31-58 (A) ..	78	56
1-31-59 (H) ..	94	51
1-29-60 (A) ..	75	62
2- 4-61 (H) ..	89	68
2- 2-62 (A) ..	81	69
2- 2-63 (H) ..	94	71
2- 1-64 (A) ..	77	72
1-23-65 (A) ..	68	84
1-30-65 (H) ..	78	61
1- 8-66 (A) ..	78	64
2- 7-66 (H) ..	85	75
12-17-66 (H) ..	75	78
1-14-67 (A) ..	72	89
12- 4-67 (H) ..	99	76
1-13-68 (A) ..	78	96
1-11-69 (H) ..	88	67
2-15-69 (A) ..	81	82
1-10-70 (A) ..	88	69
2-14-70 (H) ..	110	66
1- 9-71 (H) ..	101	75
2-13-71 (A) ..	65	74
1-15-72 (A) ..	70	72
2-19-72 (H) ..	95	68
1-13-73 (H) ..	95	65
2-17-73 (A) ..	94	83
1-26-74 (A) ..	91	82
2-25-74 (H) ..	65	75
1-25-75 (H) ..	87	65
2-24-75 (A) ..	58	66
1-24-76 (A) ..	89	82
2-21-76 (H) ..	96	89
1-17-77 (A) ..	73	71
2-14-77 (H) ..	104	78

**AUBURN (38-8)**

1-29-21 (H) ..	40	25
2- 8-26 (H) ..	35	26
2-28-42 (SEC) ..	40	31
2-28-46 (SEC) ..	69	24
2-28-47 (SEC) ..	84	18
3- 4-49 (SEC) ..	70	39
1- 5-51 (H) ..	79	35
3- 2-51 (SEC) ..	84	54
1-30-52 (A) ..	88	48
2-27-54 (N) ..	109	79
2-26-55 (H) ..	93	59

Date	Ky.	Opp.
2- 4-56 (N) ..	82	81
2-25-57 (H) ..	103	85
2-24-58 (N) ..	63	64
2-21-59 (H) ..	75	56
2-20-60 (A) ..	60	61
2-27-61 (H) ..	77	51
2-26-62 (A) ..	63	60
2-23-63 (H) ..	78	59
2-22-64 (N) ..	99	79
1-18-65 (H) ..	73	67
2-20-65 (A) ..	69	88
1-29-66 (H) ..	115	78
2-12-66 (A) ..	77	64
1-21-67 (H) ..	60	58
2-27-67 (A) ..	49	60
1-20-68 (A) ..	73	74
2-26-68 (H) ..	89	57
2- 3-69 (H) ..	105	93
3- 3-69 (A) ..	90	86
2- 2-70 (A) ..	84	83
3- 2-70 (H) ..	102	81
2- 1-71 (H) ..	114	76
3- 1-71 (A) ..	102	83
2- 7-72 (A) ..	78	72
3- 6-72 (H) ..	102	67
2- 5-73 (H) ..	88	57
3- 3-73 (A) ..	91	79
1-12-74 (H) ..	79	58
2-11-74 (A) ..	*97	99
1-11-75 (A) ..	85	90
2-10-75 (H) ..	119	76
1-26-76 (A) ..	*84	91
2-23-76 (H) ..	93	82
1-15-77 (A) ..	75	68
2-12-77 (H) ..	89	82

**LOUISIANA STATE (44-3)**

2-27-33 (SEC) ..	51	38
2-26-37 (SEC) ..	57	37
3- 3-39 (SEC) ..	53	34
3- 3-44 (SEC) ..	55	28
3- 2-45 (SEC) ..	68	37
3- 2-46 (SEC) ..	59	36
3- 5-48 (SEC) ..	63	47
1-31-51 (A) ..	81	59
1- 5-52 (H) ..	57	47
3- 1-52 (SEC) ..	44	43
3- 9-54 (N) ..	63	56
12- 4-54 (H) ..	74	58
1-17-55 (A) ..	64	62
12- 3-55 (A) ..	62	52
1-14-56 (H) ..	107	65
1-12-57 (A) ..	51	46
1-11-58 (H) ..	97	52
1-10-59 (A) ..	76	61
1- 9-60 (H) ..	77	46
1-13-61 (A) ..	59	73
1-12-62 (H) ..	84	63
1-11-63 (A) ..	63	56
1-10-64 (H) ..	103	84
1- 9-65 (A) ..	79	66
1-24-66 (H) ..	111	85
1-28-67 (H) ..	102	72
2- 4-67 (A) ..	105	84
1-27-68 (A) ..	121	95
2- 3-68 (H) ..	109	96
1-25-69 (A) ..	108	96
2-22-69 (H) ..	103	89
1-24-70 (H) ..	109	96
2-21-70 (A) ..	121	105
1-23-71 (A) ..	82	79
2-20-71 (H) ..	110	73

Date	Ky.	Opp.
1-29-72 (H) ..	89	71
2-26-72 (A) ..	71	88
1-27-73 (A) ..	86	71
2-24-73 (H) ..	94	76
1- 5-74 (A) ..	84	95
2- 4-74 (H) ..	73	70
1- 4-75 (H) ..	115	80
2- 3-75 (A) ..	77	76
2- 2-76 (H) ..	85	71
3- 1-76 (A) ..	85	70
1-22-77 (H) ..	87	72
2-19-77 (A) ..	90	76

**MISSISSIPPI (48-4)**

1- 9-25 (H) ..	26	23
2-11-27 (H) ..	17	37
2-27-28 (SC) ..	28	41
2-22-29 (H) ..	35	30
2-23-29 (H) ..	32	24
2-25-33 (SEC) ..	49	31
3- 2-39 (SEC) ..	49	30
2-10-41 (H) ..	60	41
2-27-41 (SEC) ..	62	52
2-27-42 (SEC) ..	59	32
2- 3-49 (N) ..	75	45
2-16-49 (H) ..	85	31
2- 4-50 (N) ..	61	55
2-15-50 (H) ..	90	50
2- 3-51 (N) ..	86	39
1- 2-52 (N) ..	116	58
2- 6-52 (H) ..	81	61
2-13-54 (H) ..	88	62
2- 5-55 (N) ..	84	66
2-11-56 (H) ..	88	49
2- 8-57 (N) ..	75	69
2- 8-58 (H) ..	96	65
2- 7-59 (N) ..	97	72
2- 6-60 (H) ..	61	43
2-11-61 (N) ..	74	60
2-10-62 (H) ..	83	60
2- 9-63 (N) ..	75	69
2- 8-64 (H) ..	102	59
2- 6-65 (H) ..	102	65
2-21-66 (A) ..	108	65
1-30-67 (H) ..	96	53
2- 6-67 (A) ..	79	70
1-29-68 (A) ..	85	76
2- 5-68 (H) ..	78	62
1- 4-69 (A) ..	69	59
2- 2-69 (H) ..	104	68
1- 3-70 (H) ..	95	73
2- 7-70 (A) ..	120	85
1- 2-71 (A) ..	103	95
2- 6-71 (H) ..	121	86
1- 8-72 (H) ..	93	82
2-12-72 (A) ..	90	82
1- 6-73 (A) ..	58	61
2-10-73 (H) ..	88	70
1-19-74 (H) ..	93	64
2-18-74 (A) ..	60	61
1-18-75 (A) ..	85	82
2-17-75 (H) ..	108	89
1-31-76 (H) ..	90	81
2-28-76 (A) ..	94	87
1-24-77 (H) ..	100	73
2-21-77 (A) ..	81	69

**MISS. STATE (46-8)**

2-28-21 (SIAA) ..	28	13
1-26-22 (H) ..	28	21
1-14-24 (H) ..	16	17
2-27-25 (SC) ..	31	26







Date	Ky. Opp.	Date	Ky. Opp.	Date	Ky. Opp.
3- 4-50 (SEC)	95 58	1-16-71 (A) ..	71 75	2-23-51 (H) ..	88 41
1-20-51 (A) ..	70 45	3- 6-71 (H) ..	84 78	1-16-52 (LV) ..	99 55
2-17-51 (H) ..	86 61	1-22-72 (H) ..	72 70	2- 4-54 (H) ..	106 55
1-19-52 (A) ..	65 56	3- 9-72 (A) ..	67 66	2- 6-54 (LV) ..	100 68
2-16-52 (H) ..	95 40	1-20-73 (A) ..	64 65	2- 9-55 (H) ..	86 40
3- 1-52 (SEC)	81 66	3- 8-73 (H) ..	86 81	2-27-56 (LV) ..	143 66
1-22-54 (A) ..	97 71	1-14-74 (A) ..	54 67	1-30-57 (H) ..	84 53
2-18-54 (H) ..	90 63	2-26-74 (H) ..	61 58	1-29-58 (N) ..	74 55
1-22-55 (A) ..	84 66	1-13-75 (H) ..	88 82	1-29-59 (H) ..	108 55
3- 5-55 (H) ..	104 61	2-15-75 (A) ..	98 103	1-27-60 (N) ..	84 60
1-21-56 (A) ..	95 68	1-10-76 (H) ..	*88 90	2- 7-61 (H) ..	74 67
3- 3-56 (H) ..	101 77	2- 7-76 (A) ..	85 92	1-31-62 (N) ..	86 59
1-19-57 (A) ..	97 72	1-12-77 (H) ..	*67 71	1-31-63 (H) ..	74 67
3- 2-57 (H) ..	93 75	3- 5-77 (A) ..	79 81	2- 3-64 (A) ..	103 83
1-18-58 (H) ..	77 68	GEORGIA (56-9)		1-25-65 (A) ..	102 82
3- 1-58 (A) ..	77 66	3- 1-21 (SIAA)	20 19	2- 1-65 (H) ..	96 64
1-17-59 (H) ..	79 58	2- 3-23 (H) ..	19 23	1-10-66 (A) ..	*69 65
2-28-59 (A) ..	69 56	2- 7-25 (A) ..	24 28	2- 5-66 (H) ..	74 50
1-16-60 (A) ..	78 68	2-28-25 (SC) ..	31 32	1-16-67 (A) ..	40 49
2-27-60 (H) ..	63 65	2-15-26 (A) ..	22 18	2-20-67 (H) ..	101 76
1-21-61 (H) ..	83 54	2-27-26 (SC) ..	39 34	1-15-68 (H) ..	104 73
3- 4-61 (A) ..	68 61	2-15-28 (SC) ..	33 16	2-19-68 (A) ..	106 87
12-22-61 (UKIT)	96 69	3- 2-29 (SC) ..	24 26	1-13-69 (H) ..	88 67
1-15-62 (A) ..	95 82	2- 1-30 (A) ..	22 21	2-17-69 (A) ..	85 77
3-10-62 (H) ..	90 59	2-14-30 (H) ..	36 23	1-12-70 (A) ..	72 71
1-19-63 (N) ..	*69 78	2-13-31 (A) ..	16 25	2-16-70 (H) ..	116 86
3- 2-63 (A) ..	55 63	3- 2-40 (SEC)	51 43	1-11-71 (H) ..	79 66
1-18-64 (H) ..	66 57	1-19-41 (A) ..	51 26	2-15-71 (A) ..	107 95
2-29-64 (A) ..	42 38	1-31-42 (H) ..	55 38	1-17-72 (A) ..	73 85
1-16-65 (A) ..	58 77	1-18-43 (A) ..	60 28	2-21-72 (H) ..	87 63
2-27-65 (H) ..	61 60	2-26-43 (SEC)	59 30	1-15-73 (H) ..	89 68
2-26-66 (H) ..	78 64	3- 2-44 (SEC)	57 29	2-19-73 (A) ..	99 86
3- 5-66 (A) ..	62 69	1-29-45 (H) ..	73 37	1- 7-74 (H) ..	* 80 74
1-23-67 (H) ..	**50 52	1-21-47 (A) ..	84 45	2- 9-74 (A) ..	86 72
2-13-67 (A) ..	57 76	2-10-47 (H) ..	81 40	1- 6-75 (A) ..	96 77
1-22-68 (A) ..	59 87	1-20-48 (A) ..	88 51	2- 8-75 (H) ..	75 61
2-12-68 (H) ..	60 59	2-21-49 (H) ..	95 40	1-12-76 (H) ..	92 76
1-18-69 (A) ..	69 66	1-17-50 (A) ..	60 71	2- 9-76 (A) ..	81 86
3- 8-69 (H) ..	84 69	1-28-50 (H) ..	88 56	1- -3-77 (H) ..	*64 59
1-17-70 (H) ..	68 52	3- 3-50 (SEC)	79 63	3-7-77 (A) ...	72 54
3- 7-70 (A) ..	86 69			NEVADA, LAS VEGAS (0-0)	

### WILDCAT MASCOTS HAD COLORFUL NAMES

Over the years, Kentucky athletic teams have been spurred on in efforts toward victory by numerous colorfully-named wildcat mascots. Records indicate the first animal was given to the University in 1921. Named "Tom," this live Kentucky wildcat died quickly from being in captivity and was replaced with "TNT." Other live mascots followed—including "Whiskers," "Hot Tamale," and "Colonel"—only to pass from the scene due to death or being turned loose in the mountains after they did not thrive out of their native habitat.



## WILDCATS' RECORD AGAINST ALL OPPONENTS

Team	First Meeting	Last Meeting	UK Won	UK Lost
Advent Memorial Club (Cincy) . . . . .	1909	1909	0	1
Air Force . . . . .	1965	1065	1	0
Akron . . . . .	1937	1937	1	0
Alabama . . . . .	1923	1977	61	16
Alumni . . . . .	1934	1941	2	0
Arizona . . . . .	1946	1946	1	0
Arkansas . . . . .	1946	1950	3	0
Arkansas State . . . . .	1945	1945	1	0
Army . . . . .	1969	1969	1	0
Ashland YMCA . . . . .	1914	1914	1	0
Auburn . . . . .	1921	1977	38	8
Austin Peay . . . . .	1973	1973	1	0
Baylor . . . . .	1946	1963	5	0
Berea . . . . .	1926	1945	11	0
Bethany . . . . .	1911	1911	1	0
Bowling Green . . . . .	1949	1976	2	0
Bradley . . . . .	1949	1950	2	0
Brigham Young . . . . .	1951	1951	1	0
Butler . . . . .	1911	1962	3	0
*Cambridge University . . . . .	1966	1966	1	0
Carnegie Tech . . . . .	1931	1943	2	0
Central U. . . . .	1906	1913	8	9
Central Michigan . . . . .	1975	1975	1	0
Centenary . . . . .	1923	1937	3	1
Centre . . . . .	1916	1929	18	10
CCNY . . . . .	1950	1950	0	1
Chattanooga . . . . .	1914	1935	9	0
Chicago . . . . .	1932	1935	2	0
Christ Church (Cincinnati) . . . . .	1906	1913	0	3
Cincinnati U. . . . .	1904	1948	21	10
Cincinnati YMCA . . . . .	1905	1906	0	3
Clemson . . . . .	1922	1939	11	2
Colorado State College . . . . .	1959	1959	1	0
Columbia . . . . .	1948	1948	1	0
Cornell . . . . .	1966	1966	0	1
Creighton . . . . .	1930	1948	7	4
Cumberland . . . . .	1917	1921	4	1
Dartmouth . . . . .	1942	1973	3	1
Dayton . . . . .	1947	1967	3	1
De Paul . . . . .	1943	1970	17	3
DePauw . . . . .	1910	1944	1	2
Detroit . . . . .	1938	1938	0	1
Duke . . . . .	1930	1969	9	2
Eastern Normal . . . . .	1928	1928	1	0
Florida . . . . .	1927	1977	39	9
Florida State . . . . .	1958	1977	3	2
Ft. Benning . . . . .	1946	1946	1	0
Ft. Knox . . . . .	1942	1947	7	0
Georgia . . . . .	1921	1977	56	9
Georgia Tech . . . . .	1924	1975	50	13
Georgetown (Ky.) College . . . . .	1903	1938	35	14
Georgetown University . . . . .	1922	1922	0	1
Great Lakes Navy . . . . .	1942	1943	0	2
Hardin-Simmons . . . . .	1965	1965	1	0
Holy Cross . . . . .	1948	1948	2	0
Houston . . . . .	1956	1956	1	0
Idaho . . . . .	1946	1955	2	0
Illinois . . . . .	1925	1966	8	4
Indiana . . . . .	1924	1976	7	12



Indiana Central	1946	1949	4	0
Iowa	1956	1973	3	2
Iowa State	1964	1964	1	0
*Istanbul University	1966	1966	1	0
Jacksonville	1970	1970	0	1
Kansas	1950	1976	8	1
Kansas State	1940	1976	7	0
Kentucky Wesleyan	1910	1938	8	2+
La Salle	1953	1954	2	0
Lexington High	1909	1911	1	1
Lexington YMCA	1907	1912	3	4
Long Island U.	1939	1947	2	1
Louisiana State	1933	1977	44	3
Louisville Coliseum	1908	1908	1	1
Louisville U.	1913	1959	8	3
Louisville YMCA	1914	1914	1	0
Louisville YMHA	1914	1914	1	0
Loyola (Chicago)	1949	1964	4	3
Loyola (La.)	1963	1963	1	0
Marietta	1913	1916	2	2
Marquette	1938	1975	7	4
Marshall	1913	1933	6	0
Maryland	1928	1958	4	3
Maryville	1915	1940	5	0
Mercer	1921	1922	1	1
Mexico U.	1933	1942	3	0
Mexico YMCA	1924	1924	1	0
Miami (Florida)	1956	1956	1	0
Miami (Ohio)	1905	1975	16	4
Michigan	1924	1970	4	1
Michigan State	1935	1972	9	6
Minnesota	1951	1957	3	1
Mississippi	1925	1977	48	4
Mississippi State	1921	1977	46	8+
Missouri	1960	1971	2	0
Moore's Hill College	1906	1096	1	0
Morehead	1961	1061	1	0
Naval Academy	1928	1969	2	1
Nebraska	1940	1972	2	1
New Albany YMCA	1906	1906	0	1
New York U.	1935	1936	0	2
Niagara	1976	1976	1	0
North Carolina	1924	1977	6	12
North Carolina Charlotte	1976	1976	1	0
North Carolina State	1931	1947	2	0
Northwestern	1962	1975	7	1
Notre Dame	1929	1976	25	14
Oglethorpe	1934	1934	1	0
Ohio State	1933	1968	6	7
Ohio University	1944	1964	7	1
Ohio Wesleyan	1911	1911	0	1
Oklahoma A & M State	1944	1974	3	1
Oklahoma U.	1946	1946	1	0
Oregon	1973	1973	1	0
Oregon State	1966	1975	3	0
Otterbein	1911	1911	0	1
Pennsylvania	1967	1969	2	0
Penn. State	1952	1955	2	0
Phillips Oilers	1948	1948	0	1‡
Pittsburgh	1935	1960	4	0
Princeton	1926	1977	2	1
Providence	1976	1976	1	0
Purdue	1949	1970	2	1



Rhode Island	1946	1946	1	0
Rose Polytechnic	1910	1917	1	1
*Salonika University	1966	1966	1	0
Seattle	1958	1958	1	0
Sewanee	1923	1934	6	0
South Carolina	1928	1976	5	1
Southern California	1959	1961	0	2
Southern Methodist	1956	1958	2	1
St. Andrew	1915	1915	1	1
St. John's	1943	1952	8	3
St. Joseph's	1939	1939	1	0
St. Louis	1948	1966	7	9
Stanford	1973	1973	1	0
Syracuse	1950	1975	3	0
Temple	1944	1962	14	4
Tennessee	1910	1977	96	43
Texas A & M	1941	1946	2	0
Texas Christian	1976	1976	1	0
Texas Tech	1963	1965	2	0
Texas Western	1966	1966	0	1
Transylvania	1903	1911	6	8#
Tufts	1945	1945	1	0
Tulane	1921	1966	37	5
Tulsa	1947	1948	3	0
UCLA	1951	1975	3	1
Utah	1944	1976	2	2
Utah State	1957	1957	1	0
Vanderbilt	1912	1977	79	27
Vernon College	1906	1906	1	0
Villanova	1949	1949	2	0
Virginia	1914	1966	6	2
Virginia Tech	1924	1962	2	1
VMI	1914	1977	3	2
Wabash	1925	1946	1	1
Wake Forest	1953	1963	2	0
*Warsaw University	1966	1966	2	0
Washington U.	1942	1948	2	0
Washington & Lee	1922	1956	12	1
Washington State	1974	1974	1	0
Wayne	1956	1956	1	0
Western Kentucky	1971	1971	0	1
Western Ontario	1945	1949	4	0
West Texas State	1950	1950	1	0
West Virginia	1924	1970	10	4
Wisconsin	1963	1976	2	1
Wright Field	1944	1944	1	0
Wyoming	1944	1944	1	0
Xavier	1935	1969	37	2
Yale	1961	1961	1	0

†Record includes nine games with Mississippi A&M which later became known as Mississippi State.

‡Pre-Olympic Games exhibitions not included.

#Record includes 10 games with Kentucky University, which became known as Transylvania in 1909.

\*Played in International Universities Tournament at Tel Aviv, Israel, in August, 1966.

+Record does not take in account tie game played between UK and Kentucky Wesleyan Feb. 9, 1918. Unique 21-21 tie resulted from scorer's error which was not discovered until after teams departed.



## ALL-TIME KENTUCKY CAGE RECORDS

(Revised to Start of 1976-77 Season)

### TEAM RECORDS

#### Season

- Most Games Played—39\* in 1947-48  
(Regular Season Only—30\* in 1946-47)
- Most Wins—36\*# in 1947-48 (Won 36, Lost 3)  
(Regular Season Only—28\* in 1946-47 (Won 28, Lost 2)  
(Conference Play Only—17\* in 1969-70)
- Most Losses—13 in 1926-27 (2-13), 1966-67 (13-13) and 1973-74 (13-13)  
(For Full Season 20 or More Games—13 in 1966-67) and (1973-74)  
(Conference Play Only—10 in 1966-67 (8-10))
- Fewest Wins—1 in 1904-05 (Won 1, Lost 4)  
(For Full Season 20 or More Games—13 in 1966-67) and (1973-74)
- Fewest Losses—0 in 1911-12 (9-0) and 1953-54 (25-0)
- Longest Win Streak—25 in 1953-54 (Won 25, Lost 0)  
(Conference Play Only—14\* in 1950-51, 1951-52, 1965-66, 1976-77. In-  
cluding Playoff Game, Kentucky Won 15 Straight in 1953-54)
- Most Consecutive Wins, Conference Play—51\* (Jan. 28, 1950-Jan. 8, 1955)
- Longest Losing Steak—9 (Jan. 25 to Feb. 23, 1923)  
(Conference Play Only—4 in 1966-67) and (1973-74)
- Most Points—2858 in 31 Games, 1974-75  
Regular Season Only—2523 in 26 Games, 1970-71  
(Conference Play Only—1728\* in 18 Games, 1970-71)  
(Most Times 100 or More Points—15 in 1970-71)  
(Two Consecutive Games—244 vs. Georgia and Tennessee, 1956)
- Fewest Points—19 in 3 Games, 1903  
(For Full Season 20 or More Games—538 in 22 Games 1924-25)
- Greatest Average Scoring Margin—27.2 in 25 Games, 1953-54  
(Including Tournament Play—29.9 in 37 Games, 1946-47)  
(Conference Play Only—35.9\* in 14 Games, 1953-54)
- Highest Scoring Average—96.8 in 28 Games, 1969-70  
(Regular Season Only—96.7 in 26 Games, 1970-71)  
(Conference Play Only—96.0\* in 18 Games, 1970-71)
- Lowest Scoring Average—6.3 in 3 Games, 1903
- Best Winning Percentage—1.000 in 1911-12 (9-0) and 1953-54 (25-0)  
(Conference Play Only—1.000 in 1932-33 (8-0) and 10 Other Years. Last  
14-0 in 1953-54)
- Worst Season Percentage—.187 on Record 3-13 in 1926-27  
(20 Games Minimum—.500 (13-13) in 1966-67 and 1973-74)
- Most Field Goal Attempts—3645\*# in 39 Games, 1947-48  
(Regular Season—2925# in 33 Games, 1947-48)
- Most Field Goals Made—1197 in 31 Games, 1974-75  
(Conference Play Only—719\* in 18 Games, 1974-75)
- Highest Field Goal Pct.—50.6 in 28 Games, 1970-71  
(Regular Season Only—50.8 in 26 Games, 1970-71)  
(Conference Play Only—52.2\* in 18 Games, 1970-71)
- Most Free Throws Attempted—865 in 32 Games, 1951-52  
(Conference Play Only—425\* in 18 Games, 1970-71)
- Most Free Throws Made—579 in 28 Games, 1956-57  
(Conference Play Only—320\* in 18 Games, 1970-71)

\*Also SEC Record

\*\*The 1965-66 Wildcat team scored 2,950 points in 25 regular season, four NCAA and five International Universities Tournament games.

#Recognized As National Record



Highest Free Throw Pct.—76.7 in 26 Games, 1966-67  
 (Regular Season Only—76.7 in 26 Games, 1966-67)  
 Most Personal Fouls—767 in 31 Games, 1974-75  
 Fewest PF's—307 in 26 Games, 1944-45  
 Most Points Allowed—2434 in 31 Games, 1974-75  
 (Regular Season Only—2175 in 26 Games, 1970-71)  
 Fewest Points Allowed—(9 Game Min.)—137 in 9 games, 1911-12  
 (Conference Play Only—182\* in 8 Games, 1934-35)  
 Most Rebounds—1817\* in 32 Games, 1951-52  
 (Regular Season Only—1600 in 25 Games, 1950-51)  
 Best Rebound Average—64.6\* in 25 Games, 1953-54  
 Most Wins in Conference—17\* in 1969-70

#### Single Game

Most Points—143\* (Kentucky 143 vs. Georgia 66, Feb. 27, 1956)  
 (Conference Play Only—Same)  
 Most Points, Both Teams—234 Kentucky 118 vs. Northwestern 116 at Evanston,  
 Dec. 10, 1966)  
 Conference Play Only—226 (Kentucky 121 vs. LSU 105, Feb. 21, 1970)  
 Most Points, Home Floor—121 (Kentucky 121 vs. Mississippi 86, Feb. 6, 1971)  
 Most Points on Opponent's Floor—121 (Kentucky 121 vs. LSU, 95, Jan. 27,  
 1968; Kentucky 121 vs. LSU, 105, Feb. 21, 1970)  
 Most Points on Neutral Court—143 (Kentucky 143 vs. Georgia 66, Armory,  
 Louisville, Feb. 27, 1956)  
 Most Points, One Half—75\* (Kentucky 75 vs. Georgia 32, Feb. 27, 1956)  
 Fewest Points—1 (Kentucky 1 vs. Georgetown 32 in 1903 and vs. Kentucky U  
 22 in 1905)  
 (Conference Play Only—22 Against Tennessee 32, Jan. 18, 1941)  
 Fewest Points, One Half (Modern)—8 (Kentucky 8, Georgia 6 in First Half, Jan.  
 16, 1967 Athens)  
 Fewest Points, Both Teams—17 (State College 5 vs. Kentucky U. 12 in 1904)  
 Biggest Victory Margin—77\* (Kentucky 143 vs. Georgia 66, Feb. 27, 1956)  
 Smallest Victory Margin—1 (41 One-point Wins. Last, 79-78 Providence (NIT),  
 Mar. 18, 1976)  
 Worst Defeat—68 (Kentucky 19 vs. Centre 87 in 1908-09)  
 (CCNY's 39-point Win Over UK in NIT of 1950 Worst Defeat in Modern  
 Records)  
 Smallest Margin of Defeat—1 (Tennessee 27 vs. Kentucky 26, March 2, 1917)  
 (Also on Record are 31 Other One-Point Losses. Last, Ole Miss 61 vs.  
 Kentucky 60, Feb. 18, 1974)  
 Most Points in Losing Game—100 vs. Jacksonville, 106 (NCAA) March 14, 1970  
 Fewest Points Allowed—5\* (Kentucky 26 vs. Tennessee 5 in 1909-10 and  
 Kentucky 38 vs. Centre 5 in 1916)  
 (Conference Play Only—9\* Against Tulane, Dec. 20, 1934)  
 Most Points Allowed—116 (Northwestern 116 vs. Kentucky 118 Dec. 10, 1966)  
 Most FG Attempted—125\* Against Indiana Central, Nov. 29, 1947 (SEC Non-  
 Conference Record); Mississippi, Feb. 8, 1964  
 (Conference Play Only—125\* Against Mississippi, Feb. 8, 1964)  
 Most FGA's, Both Teams—209 (Kentucky 125 vs. Mississippi 84, Feb. 8, 1964)  
 Fewest FG Attempted—39 Against Georgia, Jan. 16, 1967  
 Fewest FGA One Half—15 (2nd Half) vs. Florida, Jan. 30, 1965  
 Most Field Goals Scored—60\* Against Georgia, Feb. 27, 1956  
 Most FG's Scored, Both Teams—96 (UK 50 vs. Northwestern 46, Dec. 10, 1966,  
 and UK 50 vs. Austin Peay 46, Mar. 15, 1973)  
 Conference Play Only—90\* UK 52 vs. LSU 38, Jan. 27, 1968, and UK 48 vs.  
 Alabama 42, Feb. 26, 1973)

\*Also Southeastern Conference Record



Best Field Goal Pct.—65% vs. Florida (H) Feb. 21, 1976 and Auburn (H) Feb. 23, 1976  
 (Conference Play Only—65% vs. Florida (H) Feb. 21, 1976 and Auburn (H) Feb. 23, 1976  
 (First Half—72.7% vs. LSU, Jan. 24, 1966)  
 (Second Half—83.3% (15-18) vs. Miss. State (H) Feb. 28, 1977  
 Lowest Field Goal Percentage—16.3 vs. Ga. Tech (A), Jan. 26, 1960  
 Most Free Throws Attempted—55\* Against Auburn, Feb. 27, 1954. Made 35.  
 Fewest Free Throws Attempted—2 Against Ga., Feb. 8, 1975.  
 Most Free Throws Made—48\* Against Vanderbilt (A) Jan. 7, 1963. FTA 53.  
 Fewest Free Throws Made—1 Against Ga., Feb. 8, 1975, in 2 Attempts  
 Best Free Throw Pct.—1.000 (14 out of 14 vs. Duke, March 3, 1930; 11 out of 11 vs. Alabama, Feb. 1, 1934 and Vanderbilt, Mar. 2, 1974; 9 out of 9 vs. Mississippi, Jan. 4, 1969) 95.5\* (21 out of 22 vs. Georgia, Feb. 19, 1973)  
 Most Rebounds—108\* Against Mississippi, Feb. 8, 1964  
 Most Personal Fouls—41\* Against Ohio U., Jan. 12, 1948  
 (Conference Play Only—37\* (Kentucky vs. Auburn, Feb. 27, 1954)  
 Most PF's, Both Teams—71\* (Kentucky 37 vs. Auburn 34, Feb. 27, 1954)  
 (Non-Conference Game—68—Kentucky 41, Ohio U. 27, Jan. 12, 1948)  
 Fewest PF's Both Teams—17 (Kentucky 7 vs. SMU 10, Dec. 21, 1956)

#### INDIVIDUAL RECORDS (Season)

Most Points—948 by Dan Issel in 28 Games, 1969-70  
 (Regular Season Only—876 by Dan Issel in 26 Games, 1969-70)  
 (Conference Play Only—612 by Dan Issel in 18 Games, 1969-70)  
 (Soph. Year—608 by Cotton Nash in 26 Games, 1961-62)  
 Highest Scoring Average—33.9 by Dan Issel in 28 Games, 1969-70  
 (Regular Season Only—33.7 by Dan Issel in 26 Games, 1969-70)  
 (Conference Play Only—34.0 by Dan Issel in 18 Games, 1969-70)  
 (Soph. Year—23.4 by Cotton Nash in 1961-62)  
 Most Rebounds—528\* by Cliff Hagan in 32 Games, 1951-52  
 (Regular Season Only—447 by Bill Spivey in 25 Games, 1950-51)  
 (Conference Play Only—250 by Cliff Hagan in 14 Games, 1951-52)  
 Most FG Attempts—667 by Dan Issel in 28 Games, 1969-70  
 (Regular Season Only—614 by Dan Issel in 26 Games, 1969-70)  
 (Conference Play Only—433 by Dan Issel in 18 Games, 1969-70)  
 Most Field Goals Made—369 by Dan Issel in 28 Games, 1969-70  
 (Regular Season Only—339 by Dan Issel in 26 Games, 1969-70)  
 (Conference Play Only—239 by Dan Issel in 18 Games, 1969-70)  
 Most Free Throws Attempted—275 by Dan Issel in 28 Games, 1969-70  
 (Regular Season Only—259 by Dan Issel in 26 Games, 1969-70)  
 (Conference Play Only—169 by Dan Issel in 18 Games, 1969-70)  
 Most Free Throws Made—210 by Dan Issel in 28 Games, 1969-70  
 (Regular Season Only—198 by Dan Issel in 26 Games, 1969-70)  
 (Conference Play Only—134 by Dan Issel in 18 Games, 1969-70)  
 (Consecutive—27 in 6 Games by Louie Dampier, 1966-67)  
 Highest Field Goal Pct.—57.7 by Jim Andrews in 28 Games, 1971-72  
 (Regular Season Only—58.3 by Jim Andrews in 26 Games, 1971-72)  
 (Conference Play Only—59.6 by Jim Andrews in 18 Games, 1971-72)  
 Highest Free Throw Pct.—91.8 by Larry Steele in 23 Games, (45-49) 1969-70  
 (Regular Season Only—90.9 by Larry Steele in 21 Games, (40-44) 1969-70)  
 (Conference Play Only—90.9 by Kent Hollenbeck in 12 Games (40.44) 1970-71  
 Most Assists—143 by Larry Johnson in 30 Games, 1976-77

\*Also Southeastern Conference Record

#Recognized As National Record



### Single Game

- Most Points—53 by Dan Issel (Against Mississippi at Oxford, Feb. 7, 1970)  
Most Field Goals Attempted—42 By Bill Spivey (Against Ga. Tech, Feb. 18, 1950. Made 16)  
Most Field Goals Made—23 by Dan Issel (Against Mississippi at Oxford, Feb. 7, 1970)  
Most Free Throws Attempted—24 By Cliff Hagan (Against Temple, Dec. 5, 1953)  
Most Free Throws Made—17 By Cliff Hagan (Against Miss., 1952, and Temple, 1953, and Roger Newman, Ohio State, 1961)  
Consecutive Free Throws Made—16\* By Cliff Hagan (Against Mississippi, Jan. 2, 1952)  
Highest Field Goal Percentage (Min. 10 Made)—Rick Robey 91.7 (11 of 12) against Miami (O.) (H) Dec. 10, 1975, Jack Givens 91.7 (11 of 12) Against Miss. State (A) Jan. 31, 1977  
Highest Free Throw Percentage (Min. 10 Made)—1.000 by Louie Dampier (13 of 13 against Florida, Jan. 30, 1965, and 14 of 14 against Oregon State Dec. 22, 1966) 10 other players have 14—1.000% performances. (Min. 15 made)—.944 (17 of 18) by Cliff Hagan against Mississippi, Jan. 2, 1952)  
Most Rebounds—34\* (SEC non-conference record) by Bob Burrow (Against Temple, Dec. 10, 1955)  
Longest Field Goal Made—63 feet, 7½ inches By Cliff Barker (Against Vanderbilt, Feb. 26, 1949 in Alumni Gym). (Other long shots on record include 53 ft., 9½ in. By Ralph Beard Against Tennessee in 1947-48; 53 ft., 6 in. by Linville Puckett Against Miss. State in 1953-54; and 48 ft., 2¼ in. by Red Hagan Against Marquette in 1937-38)

### INDIVIDUAL CAREER RECORDS (Varsity Play)

- Most Points—2138 by Dan Issel in 83 Games, 1968-70  
(Conference Play Only—1399 by Dan Issel in 54 Games, 1968-70)  
Highest Scoring Average—25.7 by Dan Issel, 1968-70  
(Conference Play Only—25.9 by Dan Issel in 54 Games, 1969-70)  
Most Games Played—139 by Ralph Beard, 1945-49  
(Conference Play Only—72 by Larry Johnson, 1974-77)  
Most Consecutive Games Started—120 by Alex Groza, Nov. 28, 1946 to March 26, 1949  
(Conference Play Only—54 by Dan Issel and Mike Pratt in 1968-70)  
Most Field Goals Attempted—1591 by Dan Issel, 1968-70  
(Conference Play Only—1059 by Dan Issel, 1968-70)  
Most Field Goals Made—825 by Dan Issel in 83 Games, 1968-70  
(Conference Play Only—546 by Dan Issel in 54 Games, 1968-70)  
Highest FG Pct.—56.3 By Jim Andrews in 80 Games, 1971-73  
(Conference Play Only—56.5 By Jim Andrews in 52 Games, 1971-73)  
Most Free Throws Attempted—661 by Dan Issel in 83 Games, 1968-70  
(Conference Play Only—405 by Dan Issel in 54 Games, 1968-70)  
Most Free Throws Made—488 by Dan Issel in 83 Games, 1968-70  
(Conference Play Only—307 by Dan Issel in 54 Games, 1968-70)  
Highest FT Pct.—83.5 by Louie Dampier in 80 Games, 1965-67  
(Conference Play Only—79.3 by Larry Pursiful in 39 Games, 1960-62)  
Most Rebounds—1078 by Dan Issel in 83 Games, 1968-70 (No Rebounds kept prior to 1951)  
(Conference Play Only—685 by Dan Issel in 54 Games, 1968-70)  
Best Rebound Average—16.1 By Bob Burrow in 51 Games, 1955-56  
(Conference Play Only—17.5 By Bob Burrow in 30 Games, 1955-56)  
Most Assists—319 Larry Johnson in 112 Games, 1974-77  
Most Personal Fouls—296 By Wallace Jones, 1946-49 (Four Seasons)  
(For 3 Seasons—294 By Pat Riley, 1965-67)

\*Also Southeastern Conference Record #Recognized As National Record



## NCAA TOURNAMENT RECORDS

Most Appearances—23# (1942, 1945, 1948, 1949, 1951, 1952, 1955, 1956, 1957, 1958, 1959, 1961, 1962, 1964, 1966, 1968, 1969, 1970, 1971, 1972, 1973, 1975, 1977)

Most Points—4421 in 58 Games

Most Games—58#

## MISCELLANEOUS RECORDS

Season Opener Consecutive Wins—34

(Kentucky lost first opening game since 1926 in defeat by Va. Tech, Dec. 1, 1962)

Consecutive Home Floor Wins—129# (Jan. 4, 1943 to Jan. 8, 1955)

(First 84 wins in Alumni Gym, remainder in Memorial Coliseum)

(Conference Play Only—70 from Jan. 21, 1939 to Jan. 8, 1955)

(Overall since 1943, Kentucky has been defeated on its home floor only 40 times)

(Most losses at home one season—7 in 1966-67)

Longest Winning Streak—32 (Dec. 5, 1953 to Jan. 8, 1955)

Consecutive Conference Wins—51\* (Jan. 28, 1950 to Jan. 8, 1955)

(Excludes tournament and non-SEC games)

Consecutive SEC Losses—4 in 1966-67 and 1973-74 (Lost 3 in row only 11 times, 2 in row only 16 times)

Most SEC Champions—30\*

(12 Titles won in tournament play. Title determined by regular season play since 1951. Tied LSU 1935 and 1954, Miss. State 1962, Tennessee 1972, Alabama 1975, Tennessee 1977)

Consecutive SEC Championships—9\*

(Kentucky held SEC title continuously from 1944 to 1953 when Wildcats were out of competition. The 1952 title represented UK's 6th straight regular season title and 12th win of season race since SEC organized in 1933.)

Attendance Highs—

One Game—23,412\*# (UK vs. Alabama (H) 1977)

Regular Season Game—23,412\* (UK vs. Alabama (H) 1977)

Home Game—23,412\* (UK vs. Alabama (H) 1977)

Two Consecutive Games—46,812 in 1977 (23,412 vs. Alabama, 23,400 vs. Miss. State at Rupp Arena)

Complete Season—509,126\*# in 30 Games, 1976-77

Home Season—312,527\*# in 14 Games, 1976-77

Last Overtime Game—Jan. 12, 1977 (UK 67, Tenn. 71) (H)

(Last double overtime game—Dec. 11, 1971 (Indiana 90, UK 89) (N)

(Last three-overtime game—Dec. 7, 1957, Kentucky 85, Temple 83)

Most Players on All-Tournament Team—5 (1947 All-SEC Tournament Team and 1965 UK Invitational Tournament Team)

## RUPP ARENA RECORDS

(Collegiate-Varsity)

Team-Single Game

Consecutive Wins—7 by Kentucky (Jan. 22, 1977 to . . .)

Most Points—113 by Kentucky vs. Vanderbilt, 73, Feb. 5, 1977

Most Points by Kentucky Opponent—82 by Auburn, Feb. 12, 1977

Biggest Margin of Victory For Kentucky—50 (Kentucky 103, TCU 53, Dec. 2, 1976)

\*Also Southeastern Conference Record

#Recognized As National Record



Biggest Margin of Defeat For Kentucky—4 (Tennessee 71, Kentucky 67, Jan. 12, 1977)  
 Smallest Margin of Victory For Others—2 (Utah 70, Kentucky 68, Dec. 18, 1977)  
 Smallest Margin of Defeat For Others—4 (Utah 74, West Virginia 70 (UKIT) Dec. 17, 1977)  
 Most Points, Both Teams—186 (Kentucky 113 vs. Vanderbilt 73, Feb. 5, 1977)  
 Most Points In One Half—64 by Kentucky in Second Half vs. Vanderbilt, Feb. 5, 1977  
 Fewest Points—53 by TCU vs. Kentucky, Dec. 2, 1976  
 Most FGA's, Both Teams—163 (Kentucky 82 vs. Vanderbilt 81, Feb. 5, 1977)  
 Most Field Goals Made—45 by Kentucky vs. Vanderbilt, Feb. 5, 1977  
 Best FG Pct. (Game)—68.0 (34 of 50) by West Virginia vs. Bowling Green, Dec. 18, 1977  
 Best FG Pct. (First Half)—65.7 (23 of 35) by Kentucky vs. Mississippi, Jan. 24, 1977  
 Best FG Pct. (Second Half)—83.3 (15 of 18) by Kentucky vs. Mississippi State, Feb. 28, 1977  
 Most Free Throws Attempted—39 by Kentucky vs. Wisconsin, Nov. 27, 1976  
 Most FTA's, Both Teams—75 (Kentucky 39, Wisconsin 36, Nov. 27, 1976)  
 Most Free Throws Made—27 by Kentucky vs. LSU, Jan. 22, 1977  
 Most Free Throws Missed—19 by Kentucky vs. Wisconsin, Nov. 27, 1976  
 Most Rebounds—62 by Kentucky vs. Bowling Green, Dec. 17, 1976  
 Fewest Points, Both Teams—123 (Kentucky 64 vs. Georgia 59, Jan. 3, 1977)  
 Most Personal Fouls—34 by Kentucky vs. Wisconsin, Nov. 27, 1976  
 Most Personal Fouls, Both Teams—67 (UK 34 vs. Wisconsin 33, Nov. 27, 1976)  
 Biggest Crowd—23,412\*# (Kentucky vs. Alabama, Feb. 26, 1977)

#### Individual-Single Game

Most Points—29 (Jeff Judkins, Utah vs. West Virginia (UKIT) Dec. 17, 1977  
 Most Field Goals Attempted—26 by Jack Givens, Kentucky vs. Tennessee, Jan. 12, 1977  
 Most Field Goals Made—13 by Jack Givens, Kentucky vs. Bowling Green, Dec. 17, 1976  
 Most Free Throws Attempted—15 by Mike Phillips, Kentucky vs. LSU, Jan. 22, 1977  
 Most Free Throws Made—12 by Kenny Higgs, LSU vs. Kentucky, Jan. 22, 1977  
 (Consecutive—11 by Rick Robey, Kentucky vs. Mississippi State, Feb. 28, 1977; and Cedric Maxwell, UNCC vs. Syracuse (NCAA), Mar. 17, 1977)  
 Most Rebounds—19 by Mike Phillips, Kentucky vs. LSU, Jan. 22, 1977; and Bernard King, Tennessee vs. Kentucky, Jan. 12, 1977.

#### MEMORIAL COLISEUM RECORDS

##### (Collegiate-Varsity)

##### Team--Single Game

Consecutive Wins—45 By Kentucky (Dec. 1, 1950 to Jan. 8, 1955)  
 (Part of Overall National Record of 129 Home Floor Victories)  
 (Kentucky has lost two in row in Memorial Coliseum only three times and three in row only once—1966-67)  
 Most Points—121 by Kentucky vs. Mississippi, 86, Feb. 6, 1971  
 Most Points By UK Opponent—98 (1 OT) By Illinois, Dec. 5, 1966  
 Biggest Margin of Victory—53 By Kentucky (UK 104 vs. Ga. Tech 51 on Jan. 7, 1956; and UK 108 vs. Georgia 55 on Jan. 29, 1959)

\*Also Southeastern Conference Record

#Recognized As National Record



Most Points, Both Teams—207 (Kentucky 121 vs. Mississippi 86, Feb. 6, 1971)  
 Biggest Margin of Defeat For Kentucky—23 (Alabama 94, UK 71, Feb. 23, 1974)  
 Most Points In One Half—67 By Kentucky in Second Half vs. Auburn, Jan. 29, 1966  
 Fewest Points—32 By Alabama (Alabama 32 vs. Kentucky 39 on Feb. 23, 1959)  
 Smallest Margin of Victory—Kentucky 77 vs. UCLA 76 on Feb. 17, 1961; UK 61, Tennessee 60 on Feb. 27, 1965; UK 60, Tennessee 59 on Feb. 12, 1968; Kentucky 78 vs. Stanford 77 on Dec. 22, 1973; Kentucky 77, Vanderbilt 76 on Jan. 17, 1976; Kentucky 94, Miss. St. 93 (OT) Mar. 8, 1976  
 Smallest Margin of Defeat—1 (Ga. Tech 59 vs. Kentucky 58 on Jan. 8, 1955; St. Louis 71 vs. Kentucky 70 on Dec. 10, 1956; Ga. Tech 86 vs. Kentucky 85 in double overtime on Jan. 5, 1963; Illinois 98 vs. UK 97 (1 OT) Dec. 5, 1966; Ohio State 82, UK 81, March 16, 1968)  
 Most FGA's, Both Teams—209 (Kentucky 125 vs. Mississippi 84, Feb. 8, 1964)  
 Most Field Goals Made—54 by Kentucky vs. Mississippi, Feb. 6, 1971  
 Best FG Pct. (Game)—69.2 (18 of 26) By Miss. State vs. Kentucky, Feb. 12, 1962  
 Best FG Pct. (First Half)—75.0 (15 of 20) By Ga. vs. UK, Jan. 11, 1971  
 Best FG Pct. (Second Half)—87.5 (7 of 8) By Miss State vs. UK, Feb. 12, 1962  
 Most Free Throws Attempted—50 By Georgia vs. Kentucky, Feb. 4, 1954, and Georgia Tech, Jan. 5, 1957  
 Most FTA's, Both Teams—89 (Kentucky 39 vs. Georgia Tech 50 on Jan. 5, 1957)  
 Most FT Made—38 By Kentucky vs. Georgia on Jan. 29, 1959; UK 38 vs. Florida, Jan. 30, 1965  
 Most Free Throws Missed—23 By Georgia vs. Kentucky on Feb. 4, 1954  
 Most Rebounds—108 By Kentucky vs. Mississippi, Feb. 8, 1964  
 Fewest Points, Both Teams—71 (Kentucky 39 vs. Alabama 32 on Feb. 23, 1959)  
 Most Personal Fouls—34 By Mississippi vs. Kentucky, Feb. 6, 1965  
 Most PF's, Both Teams—62 (UK 31 vs. Auburn 31, Feb. 5, 1973)  
 Biggest Crowd—13,690 (Kentucky vs. Louisiana State, Jan. 24, 1970)

#### Individual—Single Game

Most Points—55 by Pete Maravich, LSU vs. Kentucky, Jan. 24, 1970  
 Most Field Goals Attempted—53 by Pete Maravich, LSU vs. Kentucky, Feb. 22, 1969  
 Most Field Goals Made—21 by Pete Maravich, LSU vs. Kentucky, Feb. 22, 1969 and Jan. 24, 1970  
 Most Free Throws Attempted—24 By Cliff Hagan, Kentucky vs. Temple on Dec. 5, 1953  
 Most Free Throws Made—17 By Cliff Hagan, Kentucky vs. Temple on Dec. 5, 1953  
 (Consecutive—14 of 14 By Louie Dampier vs. Oregon State, Dec. 22, 1966)  
 Most Rebounds—34\* (SEC Record Non-Conference Play) By Bob Burrow, Kentucky vs. Temple on Dec. 18, 1954  
 Longest Field Goal Made—53 ft., 6 in. By Linville Puckett, Kentucky vs. Miss. State on Feb. 15, 1954

#### HIGHS AND LOWS BY OPPONENTS

(Modern—Since 1930)

#### Individual—Single Game

Most Points—64 Pete Maravich (LSU) Feb. 21, 1970 at Baton Rouge  
 Most Rebounds—30 Jerry Lucas (Ohio State) March 18, 1961 (NCAA)  
 Most Field Goals—23 Pete Maravich (LSU) Feb. 21, 1970 at Baton Rouge  
 Most Free Throws Made—17 Pete Maravich (LSU) (22 FTA) Feb. 21, 1970 at Baton Rouge

\*Also Southeastern Conference Record

#Recognized As National Record



Most FG's Attempted—53 Pete Maravich (LSU) Feb. 22, 1969  
 Most FT's Attempted—22 Pete Maravich (LSU) Feb. 21, 1970 at Baton Rouge

**Team--Single Game**

Most Points—116 Northwestern (UK 118) Dec. 10, 1966  
 (Conf. Only—110 Vanderbilt, UK 94, March 4, 1967)  
 Fewest Points—6 Arkansas State (Kentucky 75) Jan. 8, 1945  
 (All-Time Record—5 Tennessee 1910, Centre 1916, Ky. Wesleyan 1919)  
 Biggest Victory Margin—39 CCONY 89-Kentucky 50 in NIT, Mar. 14, 1950  
 (All-Time Record—68 Centre 87-Kentucky 19 in 1910)  
 Smallest Victory Margin—1 Vanderbilt 32, Kentucky 31, Feb. 20, 1932 (28  
 One-Point Losses since 1930. All-Time, 34 losses) Last by Mississippi 61,  
 Kentucky 60, Feb. 18, 1974.  
 Most Rebounds—81 Notre Dame, Dec. 29, 1964  
 (Rebounds not recorded prior to 1951)  
 Most Field Goals—51 Notre Dame (109 Attempts) Dec. 29, 1964  
 (All-Time Record—Same)  
 Fewest Field Goals—2# Arkansas State Jan. 8, 1945  
 Most FG's Attempted—109 Notre Dame (Made 51) Dec. 29, 1964  
 Field Goal Attempts Not Recorded Prior To 1947)  
 Most Free Throws Made—35 Auburn (49 Attempts) Feb. 27, 1954  
 (All-Time Record—Same)  
 Fewest Free Throws Missed—0 Georgia Tech (Made 5) Jan. 21, 1946, and  
 Georgia (Made 6) Feb. 19, 1973  
 Most FT's Attempted—53 Tennessee (Made 33) March 3, 1956  
 (All-Time Record—Same)  
 Best FT Shooting Percentage—(Minimum 15 FTA) 91.7 (22 of 24) by Notre  
 Dame (N), Jan. 14, 1939, 91.7 (33 of 36) by North Carolina (NCAA), Mar.  
 19, 1977  
 Best FG Shooting Pct.—69.2 By Miss. State, Feb. 12, 1962, at Lexington  
 (First Half—75.0% by Georgia (H) Jan. 11, 1971)  
 (Second Half—87.5% By Miss. State (H) Feb. 12, 1962)  
 Lowest FG Shooting Percentage—24.1% Notre Dame Feb. 14, 1959  
 (Shooting Percentages Not Recorded Prior To 1947)  
 Most Personal Fouls—36 Iowa Dec. 14, 1973 (A)  
 \*Also Southeastern Conference Record  
 #Recognized As National Record

**CITIZENS SAVINGS (HELMS) ATHLETIC FOUNDATION  
 COLLEGIATE BASKETBALL SELECTIONS**

**College Basketball Hall of Fame**

1946—Adolph F. Rupp . . . . . Coach	1966—Cliff Hagan . . . . . Player
1933—Forest (Aggie) Sale . . . . . Player	1968—Charles (Cotton) Nash . . . . . Player
1964—Carey Spicer . . . . . Player	1971—LeRoy Edwards . . . . . Player

**Player of the Year**

1933—Forest Sale . . . . . Center-Forward	1935—LeRoy Edwards— . . . . . Center
1951—Bill Spivey . . . . . Center	1975—Kevin Grevey . . . . . Forward

**Helms' National Champions**

	W	L	Points	Points Against
1933—Kentucky . . . . .	20	3	1073	630
1948—Kentucky . . . . .	36	3	2690	1730
1949—Kentucky . . . . .	32	2	2320	1492
1951—Kentucky . . . . .	32	2	2540	1783
1954—Kentucky . . . . .	25	0	2187	1508
1958—Kentucky . . . . .	23	6	2166	1817



## WILDCAT CAGE LETTERMEN

### — A —

John Adams (63, 64, 65)  
 Earl Adkins (55, 57, 58)  
 Don Adkins (Mgr.)(74,75)  
 Marvin Akers (41, 42, 43)  
 Charles Alberts (25, 26)  
 Abramson Allan (44)  
 (Mgr.)  
 Erial Allen (40, 41, 42)  
 Ed Allin (45)  
 Carl Althaus (43)  
 H. M. Amoss (04)  
 Milerd Anderson  
 (34, 35, 36)  
 Jim Andrews (71, 72, 73)  
 Lee Andrus (03, 04)  
 Phil Argento (67, 68, 69)  
 R. H. Arnett (04)  
 Jay Atkerson (Mgr.)  
 (57, 58, 59)  
 Paul Adkins (21, 22)

### — B --

H. A. Babb (Mgr.) (11)  
 Adrian Back (42)  
 Stanley Baer (05, 06, 07)  
 Scotty Baesler (62, 63)  
 Richard C. Barbee  
 (06, 07, 08, 09)  
 Cliff Barker (47, 48, 49)  
 Bill Barlowe (43)  
 B. Barnett (11, 12, 13)  
 Dale Barnstable  
 (47, 48, 49, 50)  
 Bobby Barton (Mgr.) (67)  
 Ralph Beard  
 (46, 47, 48, 49)  
 Ed Beck (56, 57, 58)  
 Cecil Bell (31)  
 Cliff Berger (66, 67, 68)  
 Henry Besuden (26)  
 Bill Bibb (54)  
 Arthur Bicknell (40)  
 Doug Billips (Mgr.)  
 (69,70)  
 Jerry Bird (54, 55, 56)  
 Crittenden Blair (34)  
 Harry Bliss (35)  
 Ralph Boren (24)  
 Brad Bounds (66, 67)  
 Bob Brannum (44, 47)  
 D. P. Branson (05, 06)  
 John Brewer (55, 56, 57)  
 Leo Brewer (08)  
 Melvin Brewer  
 (41, 42, 43)  
 G. C. Bridges (10)  
 Jake Bronston (30, 31)  
 T. R. Bryant (05, 06, 07)  
 Nathaniel Buis (44)  
 Carey Burchett (34)  
 (Mgr.)  
 Carroll Burchett  
 (60, 61, 62)  
 L. S. Burnham  
 (19, 20, 22, 23)  
 Bob Burrow (55, 56)

Bill Busey (68)  
 Kirk Byars (Mgr.) (63)

### — C —

Gerry Calvert  
 (55, 56, 57)  
 Patrick Campbell (17, 18)  
 George Campbell (35)  
 (Mgr.)  
 Kenton Campbell (45, 46)  
 Burgess Carey (25, 26)  
 Ralph Carlisle  
 (35, 36, 37)  
 Arnie Carman (Mgr.) (16)  
 Dwane Casey (76, 77)  
 Mike Casey (68, 69, 71)  
 Billy Ray Cassidy  
 (56, 57, 58)  
 J. S. Chambers (Mgr.) (09)  
 Truman Claytor (76, 77)  
 Steve Clevenger  
 (66, 67, 68)  
 Marlon Cluggish  
 (38, 39, 40)  
 Bennie Coffman (59, 60)  
 Sid Cohen (59, 60)  
 Lincoln Collinsworth  
 (56, 57, 58)  
 Carl Combs (40)  
 Cecil Combs (28, 29, 30)  
 Charles Combs (38)  
 Larry Conley (64, 65, 66)  
 Jimmy Dan Conner (73, 74, 75)  
 Joe Coons (05)  
 Johnny Cox (57, 58, 59)  
 Hugh Coy (54)  
 John Crigler (56, 57, 58)  
 George Critz (64)  
 Larry Crosby (65) (Mgr.)  
 John S. Crosthwaite (10)  
 Albert Cummins (47)  
 Fred Curtis (37, 38, 39)

### — D —

Louie Dampier  
 (65, 66, 67)  
 Darrell Darby  
 (31, 32, 33)  
 Howard Dardeen (59)  
 Berkley Davis (34)  
 Bruce Davis (36)  
 Mulford Davis  
 (43, 46, 47)  
 Robert Davis (37)  
 William Davis (33, 34)  
 Ted Deeken (62, 63, 64)  
 Claire Dees (27, 28, 29)  
 John DeMoisey  
 (32, 33, 34)  
 Truitt DeMoisey (44)  
 Harry Denham (39)  
 Jim Dinwiddie (69, 70, 71)  
 J. A. Dishman (18, 19)  
 Mike Dolan (Mgr.)  
 (52, 54)  
 A. L. Donan (06)  
 Warfield Donohue  
 (35, 36, 37)

H. H. Downing (08)  
 Pat Doyle (63)  
 Rick Drewitz (72, 73, 74)  
 Hunter Durham (Mgr.)  
 (61, 62)  
 James Durham (45)

### — E —

Ray Edelman (72, 73, 74)  
 Leroy Edwards (35)  
 Russell Ellington  
 (35, 36)  
 Randy Embry (63, 64, 65)  
 Kenneth England (41, 42)  
 Bill Evans (52, 54, 55)  
 William Evans (42)  
 (Mgr.)  
 J. C. Everett (19, 20)

### — F —

H. L. Farmer (12, 13)  
 Keith Farnsley  
 (39, 40, 41)  
 J. B. Faulconer (Mgr.)  
 (39)  
 Allen Feldhaus  
 (60, 61, 62)  
 John Ferguson (71) (Mgr.)  
 Fred Fest (23)  
 Garrett Fitzpatrick (41)  
 (Mgr.)  
 Chigger Flynn (56) (Mgr.)  
 Mike Flynn (73, 74, 75)  
 Bob Fowler (76)  
 W. C. Fox (07, 08, 09)

### — G --

J. H. Gaiser (10, 11, 12)  
 Gary Gamble (66, 67, 68)  
 Elmer Gilb (29)  
 Jack Givens (75, 76, 77)  
 Max Glickman (18)  
 James Goforth  
 (35, 36, 37)  
 James Goodman (38, 39)  
 Phil Grawemeyer  
 (54, 55, 56)  
 Kevin Grevey (73, 74, 75)  
 William Griffin (Mgr.)  
 (29)  
 Alex Groza  
 (45, 47, 48, 49)  
 George Gumbert  
 (14, 15, 16)  
 Bob Guyette (73, 74, 75)  
 J. White Guyn (04)

### — H --

Cliff Hagan (51, 52, 54)  
 Joseph Hagan  
 (36, 37, 38)  
 Jerry Hale (73, 74, 75)  
 Dan Hall (75)  
 Philip Haring (36, 38)  
 (Mgr.)



Sam Harper (63, 64)  
 Tom Harper (64)  
 Carson Harreld (65, 66)  
 (Mgr.)  
 W. C. Harrison (11, 12)  
 D. W. Hart (11, 12, 16)  
 Merion Haskins (75, 76, 77)  
 Vernon Hatton  
 (56, 57, 58)  
 Basil Hayden (20, 21, 22)  
 Elmo Head (37, 38, 39)  
 G. Foster Helm (25, 27)  
 J. H. Herman (06)  
 Walter Hirsch (49, 51)  
 Walter Hodge (37)  
 Joey Holland (76)  
 Joe Holland (46, 47, 48)  
 Kent Hollenbeck  
 (70, 71, 72)  
 Dick Howe (57, 58)  
 Lee Huber (39, 40, 41)  
 C. T. Hughes (24, 25)  
 Lowell Hughes (58, 59)  
 Harry Hurd (62)

— I —

Robert Y. Ireland (16, 17)  
 (Mgr.)  
 Charles Ishmael (63, 64)  
 Dan Issel (68, 69, 70)

— J —

Ralph Jackowski (38)  
 Thad Jaracz (66, 67, 68)  
 Irvine Jeffries (28)  
 Paul Jenkins (26, 27, 28)  
 Ned Jennings (59, 60, 61)  
 Herbert Jerome (34)  
 Ellis Johnson (31, 32, 33)  
 Larry Johnson (74, 75, 76, 77)  
 Phil Johnson (56, 58, 59)  
 Walter Johnson (44)  
 Wallace Jones  
 (46, 47, 48, 49)  
 James Jordan (47, 48)

— K —

..... Kelly (05)  
 William P. Kemper (Mgr.)  
 (05)  
 Ron Kennett (64)  
 Stan Key (70, 71, 72)  
 James King (40, 41, 42)  
 William King  
 (21, 22, 24)  
 A. M. Kirby (07)  
 William Kleiser (32)  
 Edwin Knadler (27)  
 Howard Kreuter (32, 33)  
 Tommy Kron (64, 65, 66)

— L —

Bob Ladin (20, 21, 22)  
 Art Laib (68)  
 Ed Lander (43)  
 Phil Latham (Trn.)(74, 75)  
 Dave Lawrence  
 (33, 34, 35)

Roger Layne (51)  
 James Lee (75, 76, 77)  
 Ken Lehkamp (Mgr.)  
 (56, 57)  
 Jim LeMaster (66, 67, 68)  
 Larry Lentz (66)  
 Morris Levin (31) (Mgr.)  
 Garland Lewis  
 (34, 35, 36)  
 Bill Lickert (59, 60, 61)  
 James Line  
 (47, 48, 49, 50)  
 Shelby Linville  
 (50, 51, 52)  
 Ercel Little (32)  
 Steve Lochmueller (73, 74)  
 Ronnie Lyons (72, 73, 74)

— M —

F. L. Marx (10, 11)  
 B. G. Marsh (18)  
 James Mathewson (42)  
 Charles Maxson (33)  
 (Mgr.)  
 Jack May (35, 36) (Mgr.)  
 Paul McBrayer  
 (28, 29, 30)  
 Bob McCowan (69, 72)  
 Jim McDonald  
 (60, 61, 62)  
 James McFarland  
 (24, 25, 26)  
 Lawrence McGinnis  
 (28, 29, 30)  
 Louis McGinnis  
 (29, 30, 31)  
 James McIntosh (37)  
 James McKinney (36, 37)  
 (Mgr.)  
 C. F. Meadors (12)  
 Hub Metry (64, 65)  
 (Mgr.)  
 Don Mills (58, 59, 60)  
 Rav Mills (55, 56, 57)  
 Terry Mills (69, 70, 71)  
 Stanley Milward  
 (28, 29, 30)  
 Will Milward (24, 25)  
 Terry Mobley (63, 64, 65)  
 Gayle Mohny (26)  
 Bob Moore (Mgr.)  
 (50, 51, 52)  
 Ralph Morgan (13, 14, 15)  
 Tom Moseley (44)

— N —

Cotton Nash (62, 63, 64)  
 Alonzo Nelson (45)  
 Roger Newman (61)  
 C. M. Newton (51)  
 Tommy Nichols (36)  
 Paul Noel (43)  
 Randy Noll (70)

— O —

Dan Omlar (64) (Mgr.)  
 Bernard Oppen  
 (37, 38, 39)  
 Harp Owens (28, 29)  
 Hays Owens (30)

— P —

Harold Park (45) (Mgr.)  
 James Park (14)  
 Clyde Parker (43)  
 Ed Parker (Mgr.) (19)  
 J. Ed Parker (45, 46, 47)  
 Tom Parker (70, 71, 72)  
 Jack Parkinson  
 (44, 45, 46, 48)  
 Dick Parsons (59, 60, 61)  
 Tom Payne (71)  
 Bart Peak (17)  
 Leonard Pearson (50)  
 Doug Pedygraft (62)  
 E. S. Penick (43)  
 Dan Perry (72)  
 George Perry (54)  
 Mike Phillips (75, 76, 77)  
 Frank Phipps (27)  
 Wayne Plummer (09)  
 William Pogentz (21, 23)  
 Randy Pool (68, 69)  
 Tommy Porter  
 (66, 67, 68)  
 Shelby Post (08, 09)  
 Sam Potter (34)  
 Mike Pratt (68, 69, 70)  
 R. C. Preston  
 (11, 12, 13, 14)  
 Linville Puckett (54)  
 Larry Pursiful  
 (60, 61, 62)

— R —

Frank Ramsey (51, 52, 54)  
 Lloyd Ramsey (41-42)  
 Tripp Ramsey (Mgr.) (76, 77)  
 Robert Reynolds (32)  
 A. T. Rice (23, 24)  
 S. H. Ridgway (20, 21)  
 Carl Riefkin (23, 24)  
 Pat Riley (65, 66, 67)  
 R. N. Roark (04)  
 Roy Roberts (62, 63)  
 Rick Robey (75, 76, 77)  
 Al Robinson (59)  
 William "Doc" Rodes (17)  
 William Rodes (09, 10)  
 Karl Rohs (25)  
 Don Rolfe (63)  
 Kenneth Rollins  
 (43, 47, 48)  
 Van Buren Ropke (27)  
 Gayle Rose (52, 54, 55)  
 Harold Ross (56, 57, 58)  
 Ben Roth (Mgr.) (15)  
 Layton Rouse (38, 39, 40)  
 Willie Rouse (54)  
 Herky Rupp (62)

— S —

Forest Sale (31, 32, 33)  
 Charles Schrader (14, 17)  
 Wilbur Schu (44, 45, 46)  
 Herschel Scott  
 (13, 14, 15)  
 Jim Server (15, 16)  
 Evan Settle (33, 34)  
 A. P. Shanklin (18)  
 Shelby Shanklin (08)



James Sharpe (27)  
 Jay Shidler (77)  
 Glenn Sims (73) (Mgr.)  
 George Skinner (33)  
 Bobby Slusher (59)  
 Adrian Smith (57, 58)  
 Bill Smith (56, 57, 58)  
 G. J. Smith (73, 74, 75)  
 G. K. Smith (21, 23)  
 Mark Soderberg (70)  
 Carey Spicer (29, 30, 31)  
 Bill Spivey (50, 51)  
 Vincent Splane (42)  
 Carl Staker (40, 41, 42)  
 Larry Stamper (71, 72, 73)  
 Larry Steele (69, 70, 71)  
 Tim Stephens (77)  
 Gene Stewart (67)  
 Bobby Stilz (36)  
 C. P. St. John (04)  
 N. Stone (08)  
 John Stough (45, 48)  
 Guy Strong (50)  
 William Sturgill (45, 46)  
 Bill Surface (Mgr.) (55)

— T —

Bob Tallent (66)  
 Bob Taylor (35)  
 Alan Theobald (Mgr. 68)  
 H. C. Thomas (18, 19)  
 Homer Thompson  
 (37, 38, 39)

Tommy Thompson (Mgr.)  
 (60)  
 Milton Ticco  
 (41, 42, 43)  
 E. J. Tierney (35)  
 Jack Tingle  
 (44, 45, 46, 47)  
 Garland Townes (50)  
 Bill Trott (31)  
 Lou Tsioropoulos  
 (51, 52, 54)  
 Jack Tucker (33, 34, 35)  
 Paul Turrell (35)  
 William P. Tuttle  
 (12, 13, 14, 15)

— U —

Lovell Underwood  
 (24, 25, 26)

— V —

Arthur Vastin (18)  
 George Vulich (44, 45)

— W —

J. Rice Walker  
 (36, 37, 38)  
 Reggie Warford (76)  
 L. B. Waters (05)  
 Robert Watson  
 (50, 51, 52)

A. J. Weisenberger (13)  
 Wylie B. Wendt (06)  
 Leo Wenkley (Mgr.) (30)  
 Clint Wheeler (71)  
 Lucian Whitaker  
 (50, 51, 52)  
 Waller White  
 (40, 41, 42)  
 Don Whitehead (44)  
 E. Wilheling (21)  
 W. G. Wilkinson (23)  
 LaVon Williams (77)  
 Maury Wilson  
 (06, 07, 08)  
 W. C. Wilson (13)  
 Phil Witt (trn.) (77)  
 Charles Worthington  
 (31, 32)  
 H. J. Wurtele (04)

— Y —

George Yates  
 (30, 31, 33)  
 Humzey Yessin (Mgr.)  
 (46, 47, 48, 49)  
 Rudy Yessin (44)

-- Z —

George Zerfoss  
 (16, 18)  
 Karl Zerfoss  
 (13, 14, 15, 16)  
 Tom Zerfoss (14)

WHO WERE THE 'FABULOUS FIVE'?

The most frequently asked question tossed at basketball historians and sports authorities is "Who were the 'Fabulous Five' of Kentucky?" The answer is Alex Groza (center), Ralph Beard and Kenny Rollins (guards), Wah Wah Jones and Cliff Barker (forwards). This famous 1948 team, captained by Rollins, won 36 and lost 3 while sweeping to Kentucky's first NCAA title and went on to participate as a unit in the Olympic Games—helping the USA team capture the world championship. Rollins graduated after the '48 season, but the remaining foursome continued to play havoc with collegiate basketball and copped another NCAA title for Kentucky in 1949 on a record of 36-2.



# KENTUCKY'S ALL-TIME RECORD 1903-1977

(74 Seasons — Won 1189, Lost 376, Ties 1)

HOME: Won 657, Lost 111

OTHER: Won 532, Lost 265, Tied 1

(No Schedule Played in 1952-53)

(Losses in Bold Face)

Date Team Site Ky. Opp.

1903—Won 1, Lost 2.

COACH: Unnamed  
STARTERS: (A. C. Bush, B. W. Bush, Houlihan, Smith and Carter)

Feb. 6	Georgetown	(H)	6	15
Feb. 18	Lexington YMCA	(H)	11	10
Feb. 20	Kentucky U.	(H)	2	42
			19	69

1904—Won 1, Lost 4.

COACH: Leander E. Andrus, Mgr.  
CAPTAIN: St. John (Guyn, Arnett, St. John, Wurtele, Coons)

Feb. 4	Georgetown	(A)	11	26
Feb. 11	Kentucky U.*	(A)	5	12
Feb. 13	Georgetown	(H)	10	22
Feb. 26	Kentucky U.	(A)	12	14
Mar. 4	Cincinnati	(H)	25	21
			63	95

\* Kentucky University (Transylvania) and Georgetown game at KU was called off because of failure to agree on a referee. State College (University of Kentucky) team was present and agreed to play. The offer was accepted and KU won, 12-5.

1905—Won 1, Lost 4.

COACH:  
CAPTAIN: J. M. Coons

Jan. 13	Georgetown	(H)	9	14
Jan. 21	Cincinnati YMCA	(H)	22	43
Jan. 27	Kentucky U.	(H)	30	29
Feb. 4	Kentucky U.	(H)	1	22
Feb. 22	Kentucky U.	(H)	23	33
			85	141

1906—Won 4, Lost 9.

COACH: W. B. Wendt (Mgr.)  
CAPTAIN: D. P. Branson (Baer, Donan, Barbee, Wilson, Herman)

Jan. 11	Lexington YMCA*	(H)	....	....
Jan. 12	Miami (Ohio)	(H)	10	15
Jan. 19	Central U.	(H)	15	14
Jan. 20	Georgetown	(A)	9	34
Jan. 26	Central U.	(A)	17	15
Jan. 27	Cincinnati YMCA	(H)	16	29
Feb. 3	Christ Church, Cin.	(H)	24	38
Feb. 9	Georgetown	(H)	22	28
Feb. 12	New Albany YMCA	(A)	12	29
Feb. 13	Vernon College	(A)	34	14
Feb. 14	Moore's Hill	(A)	32	11
Feb. 15	Christ Church, Cin.	(A)	17	54
Feb. 16	Cincinnati YMCA	(A)	9	38
Feb. 17	Miami (Ohio)	(A)	19	29
			236	328

\* W. B. Wendt on Jan. 9, 1969 verified that State College opened the 1906 season against Kentucky U. in the YMCA. Athletic committees of the two schools had cancelled all games after a fight at a football game in November, 1905. Wendt and the Kentucky U. manager agreed to play at the YMCA and list the State College foe as YMCA instead of Kentucky U. State College won but Mr. Wendt didn't remember the score, which he hadn't listed.

Date Team Site Ky. Opp.

1907—Won 3, Lost 6.

COACH: A. M. Kirby (Mgr.)  
CAPTAIN: J. M. Wilson (Shanklin, Baer, Bryant, Barbee)

Jan. 16	Lexington YMCA	(H)	17	25
Jan. 19	Georgetown	(H)	16	15
Jan. 25	Central U.	(H)	22	9
Feb. 12	Central U.	(A)	23	25
Feb. 15	Kentucky U.	(H)	16	14
Feb. 21	Georgetown	(A)	8	19
Mar. 1	Lexington YMCA	(A)	22	41
Mar. 7	Kentucky U.	(A)	5	19
Mar. 9	Central U.	(H)	13	15
			142	182

1907-08—Won 5, Lost 6.

COACH: J. S. Chambers (Mgr.)  
CAPTAIN: Richard Barbee

Jan. 10	Lexington YMCA	(H)	19	29
Jan. 21	Kentucky U.	(H)	20	15
Jan. 25	Central U.	(A)	21	32
Feb. 4	Kentucky U.	(H)	20	15
Feb. 8	Louisville Coliseum	(H)	29	28
Feb. 11	Georgetown	(A)	22	30
Feb. 13	Central U.	(H)	31	20
Feb. 15	Lexington YMCA	(H)	19	23
Feb. 22	Louisville Coliseum	(A)	18	30
Mar. 3	Georgetown	(H)	18	13
Mar. 7	Central U.	(A)	10	29
			227	264

1908-09—Won 5, Lost 4.

MGR.: J. S. Chambers  
CAPTAIN: W. C. Fox

Jan. 9	Lexington High	(H)	29	9
Jan. 18	Advent Mem. Club	(A)	27	41
Jan. 19	Cincinnati	(A)	25	41
Jan. 27	Central U.	(H)	24	23
Feb. 6	Central U.	(A)	20	35
Feb. 8	Georgetown	(H)	45	32
Feb. 15	Georgetown	(A)	48	19
Feb. 19	Cincinnati	(H)	28	23
Feb. 26	Central U.	(H)	20	26
			266	249

1909-10—Won 4, Lost 8.

COACH: R. E. Spahr and E. R. Sweetland  
CAPTAIN: Bill Rodes

Jan. 8	Kentucky Wesleyan	(A)	14*	12
Jan. 22	Georgetown	(H)	31	11
Jan. 24	DePauw	(H)	11	24
Jan. 28	Central	(A)	17	87
Feb. 4	Georgetown	(A)	16	34
Feb. 7	Cincinnati	(A)	17	47
Feb. 9	DePauw	(A)	10	28
Feb. 10	Rose Poly	(A)	11	52
Feb. 16	Tennessee	(H)	20	5
Mar. 5	Central U.	(H)	13	31
Mar. 8	Georgetown	(H)	24	23
Mar. 11	Central	(A)	9	51
			193	405

\* Denotes one overtime period.



Date	Team	Site	Ky.	Opp.
<b>1910-11—Won 5, Lost 6.</b>				
COACH: H. J. Iddings				
CAPTAIN: J. H. Gaiser				
Jan. 13	Lexington High	(H)	29	36
Jan. 20	Transylvania	(H)	18	23
Jan. 27	Ky. Wesleyan	(A)	19	21
Feb. 4	Bethany	(H)	24	11
Feb. 9	Ohio Wesleyan	(A)	19	37
Feb. 10	Otterbein	(A)	27	41
Feb. 11	Cin. Christ's Church	(A)	21	32
Feb. 17	Georgetown	(A)	47	22
Feb. 23	Butler	(H)	21	16
Feb. 28	Transylvania	(A)	22	19
Mar. 3	Transylvania	(H)	30	24
			277	282

<b>1911-12—Won 9, Lost 0.</b>				
COACH: E. R. Sweetland				
CAPTAIN: W. C. Harrison				
Jan. 5	Georgetown	(H)	38	12
Jan. 12	Central U.	(A)	32	13
Jan. 19	Miami (Ohio) U.	(H)	31	14
Feb. 1	Central U.	(H)	52	10
Feb. 7	Tennessee	(H)	27	15
Feb. 16	Lexington YMCA	(H)	32	20
Feb. 22	Vanderbilt	(H)	28	17
Feb. 23	Vanderbilt	(H)	22	18
Mar. 1	Georgetown	(A)	19	18
			281	137

**SOUTHERN CHAMPIONS**

<b>1912-13—Won 5, Lost 3.</b>				
COACH: J. J. Tigert				
CAPTAIN: B. Barnett				
Jan. 24	Lexington YMCA	(H)	25	27
Feb. 8	Cincinnati	(H)	20	18
Feb. 13	Marietta	(H)	42	16
Feb. 15	Louisville	(H)	34	10
Feb. 19	Vanderbilt	(H)	17	24
Feb. 20	Vanderbilt	(H)	42	29
Feb. 27	Miami (Ohio) U.	(H)	24	16
Mar. 1	Cin. Christ's Church	(H)	19	30
			223	170

<b>1913-14—Won 11, Lost 2.</b>				
COACH: Alpha Brumage				
CAPTAIN: William Tuttle				
Jan. 10	Ashland YMCA	(H)	28	15
Jan. 17	Louisville YMCA	(H)	30	21
Jan. 21	Marshall	(A)	46	6
Jan. 20	Ashland YMCA	(A)	30	19
Jan. 22	Virginia U.	(A)	23	39
Jan. 24	Va. Military Inst.	(A)	18	32
Jan. 31	Louisville YMHA	(H)	59	12
Feb. 7	Louisville	(H)	22	17
Feb. 11	Tennessee	(H)	20	14
Feb. 12	Tennessee	(H)	20	18
Feb. 21	Cincinnati	(H)	20	18
Feb. 23	Chattanooga	(H)	40	7
Feb. 28	Marietta	(H)	19	17
			375	235

<b>1914-15—Won 7, Lost 5.</b>				
COACH: Alpha Brumage				
CAPTAIN: Ralph Morgan				
Jan. 16	Marietta	(H)	37	17
Jan. 22	Louisville	(H)	18	14
Jan. 30	St. Andrews	(H)	35	15
Feb. 4	Marietta	(A)	23	22
Feb. 5	Tennessee	(A)	21	36
Feb. 6	Tennessee	(A)	22	27
Feb. 12	Vanderbilt	(H)	34	39
Feb. 13	Vanderbilt	(H)	36	24

Date	Team	Site	Ky.	Opp.
Feb. 17	Tennessee	(H)	22	13
Feb. 18	Tennessee	(H)	20	18
Feb. 26	St. Andrews	(A)	25	50
Feb. 27	Louisville	(A)	15	26
			308	301

<b>1915-16—Won 8, Lost 6.</b>				
COACH: James Park				
CAPTAIN: K. P. Zerfoss				
Jan. 14	Cincinnati	(A)	39	24
Jan. 18	Georgetown	(A)	29	22
Jan. 31	Georgetown	(H)	30	22
Feb. 4	Vanderbilt	(H)	25	39
Feb. 5	Vanderbilt	(H)	20	23
Feb. 12	Louisville	(H)	22	28
Feb. 15	Centre	(A)	38	5
Feb. 19	Cincinnati	(H)	34	10
Feb. 22	Louisville	(A)	32	24
Feb. 23	Tennessee	(H)	17	28
Feb. 26	Marietta	(H)	36	25
Feb. 29	Centre	(H)	38	14
Mar. 3	Marietta	(H)	22	27
Mar. 4	Marietta	(H)	23	27
			405	318

<b>1916-17—Won 4, Lost 6.</b>				
COACH: W. P. Tuttle				
CAPTAIN: Robert Y. Ireland				
Jan. 17	Centre	(H)	31	21
Jan. 27	Georgetown	(A)	19	22
Jan. 30	Rose Polytechnic	(H)	33	12
Feb. 9	Tennessee	(H)	20	23
Feb. 10	Tennessee	(H)	19	22
Feb. 16	Centre	(A)	24	28
Feb. 21	Georgetown	(H)	32	18
Mar. 1	Cumberland	(A)	48	20
Mar. 2	Tennessee	(A)	26	27
Mar. 3	Tennessee	(A)	10	30
			262	223

<b>1917-18—Won 9, Lost 2, Tied 1.</b>				
COACH: S. A. Boles				
CAPTAIN: Patrick Campbell				
Jan. 9	Ky. Wesleyan	(H)	23	13
Jan. 17	Centre	(A)	21	29
Jan. 24	Georgetown	(H)	22	18
Feb. 7	Tennessee	(H)	33	26
Feb. 8	Tennessee	(H)	40	12
Feb. 9	Ky. Wesleyan	(A)	21	21
(This unique tie game resulted from scorer's error which was not discovered until after teams' departures. The contest was re-scheduled but never played for unknown reasons.)				
Feb. 14	Georgetown	(A)	25	16
Feb. 21	Centre	(H)	22***	20
Feb. 28	Cumberland	(A)	42	21
Mar. 1	Tennessee	(A)	29	18
Mar. 2	Tennessee	(A)	32	20

POST-SEASON GAME (For State Championship)				
Mar. 9	Centre	(N1)	12	22
			322	236

\*\*\* Denotes 3 overtime periods.  
(N1) Louisville

<b>1918-19—Won 6, Lost 8.</b>				
COACH: Andrew Gill				
CAPTAIN: J. A. Dishman				
Jan. 13	Ky. Wesleyan	(H)	46	5
Jan. 18	Georgetown	(H)	30	32
Jan. 25	Centre	(A)	30	38
Jan. 31	Cincinnati	(A)	18	28
Feb. 6	Chattanooga	(A)	28	25
Feb. 7	Tennessee	(A)	22	40
Feb. 8	Cumberland	(A)	22	21
Feb. 14	Vanderbilt	(H)	26	36



Date	Team	Site	Ky.	Opp.
Feb. 15	Georgetown	(A)	18	22
Feb. 21	Cincinnati	(H)	34	21
Feb. 22	Ky. Wesleyan	(H)	18	13
Feb. 24	Centre	(H)	10	21
Feb. 28	Tennessee	(H)	30	14
Mar. 8	Miami (Ohio) U.	(H)	14	38

346 354

#### 1919-20—Won 5, Lost 7.

COACH: George C. Buchheit  
CAPTAIN: J. C. Everett

Jan. 17	Cincinnati	(A)	11	13
Jan. 22	Maryville	(H)	27	16
Jan. 31	Georgetown	(H)	25	14
Feb. 5	Tennessee	(H)	24	29
Feb. 7	Tennessee	(H)	26	27
Feb. 14	Centre	(A)	15	44
Feb. 17	Georgetown	(A)	28	16
Feb. 21	Ky. Wesleyan	(H)	43	13
Feb. 26	Cumberland	(A)	21	30
Feb. 27	Tennessee	(A)	25	28
Feb. 28	Tennessee	(A)	36	25
Mar. 6	Centre	(H)	18	*20

299 275

#### 1920-21—Won 13, Lost 1.

COACH: George C. Buchheit  
CAPTAIN: Basil Hayden

Jan. 12	Ky. Wesleyan	(H)	38	13
Jan. 15	Cumberland	(H)	37	21
Jan. 18	Georgetown	(H)	38	23
Jan. 21	Chattanooga	(H)	42	10
Jan. 26	Cincinnati	(A)	26	19
Jan. 29	Auburn	(H)	40	25
Feb. 8	Centre	(A)	27	29
Feb. 15	Georgetown	(A)	56	11
Feb. 18	Centre	(H)	20	13
Feb. 22	Vanderbilt	(H)	39	18

#### SIAA TOURNAMENT (Atlanta, Ga.)

Feb. 25	Tulane	(A)	50	28
Feb. 26	Mercer	(A)	49	24
Feb. 28	Mississippi A & M	(A)	28	13
Mar. 1	Georgia (championship)	(A)	20	19

510 266

#### 1921-22—Won 10, Lost 6.

COACH: George C. Buchheit  
CAPTAIN: R. E. Lavin

Jan. 14	Georgetown	(H)	17	26
Jan. 17	Louisville	(A)	38	14
Jan. 18	Vanderbilt	(A)	12	22
Jan. 21	Louisville	(H)	29	22
Jan. 26	Miss. A & M	(H)	28	21
Jan. 27	Marshall	(H)	34	12
Feb. 4	Centre	(A)	27	21
Feb. 6	Georgetown	(A)	26	17
Feb. 8	Washington & Lee	(A)	21	20
Feb. 9	Va. Military Inst.	(A)	32	37
Feb. 11	Georgetown U.	(A)	23	28
Feb. 13	Virginia	(A)	30	32
Feb. 16	Clemson	(H)	38	14
Feb. 20	Centre	(H)	40	23

#### SIAA TOURNAMENT (Atlanta, Ga.)

Feb. 24	Georgetown	(A)	41	21
Feb. 25	Mercer	(A)	22	35

457 361

#### 1922-23—Won 3, Lost 10.

COACH: George C. Buchheit  
CAPTAIN: Fred Fest

Jan. 13	Georgetown	(A)	24	13
Jan. 20	Tennessee	(A)	26	30
Jan. 22	Chattanooga	(H)	25	18
Jan. 25	Alabama	(H)	35	45
Jan. 27	Centre	(H)	14	21

Date	Team	Site	Ky.	Opp.
Feb. 3	Georgia	(H)	19	23
Feb. 5	Cincinnati	(A)	24	33
Feb. 7	Centenary	(H)	21	38
Feb. 10	Tennessee	(H)	23	28
Feb. 14	Centre	(A)	10	17
Feb. 15	Clemson	(H)	17	30
Feb. 19	Georgetown	(H)	21	48
Feb. 23	Sewanee	(H)	30	14

289 348

#### 1923-24—Won 13, Lost 3.

COACH: G. C. Buchheit  
CAPTAIN: A. T. Rice

Jan. 1	Vanderbilt	(H)	33	13
Jan. 8	Mexico YMCA	(H)	25	14
Jan. 12	Georgetown	(A)	32	24
Jan. 14	Miss. A & M	(H)	16	17
Jan. 15	Sewanee	(H)	50	15
Jan. 18	Tennessee	(A)	13	20
Jan. 19	Chattanooga	(A)	24	23
Feb. 4	West Virginia	(H)	24	21
Feb. 9	Centre	(A)	27	18
Feb. 11	Georgetown	(H)	39	35
Feb. 13	Clemson	(H)	38	13
Feb. 14	Virginia	(H)	29	16
Feb. 19	Virginia Tech	(H)	36	14
Feb. 21	Centre	(H)	38	24
Feb. 23	Georgia Tech	(H)	33	27

#### SIAA TOURNAMENT (Atlanta, Ga.)

Feb. 29	North Carolina	(A)	20	41
---------	----------------	-----	----	----

477 335

#### ALUMNI GYM ERA (1924-1950)

#### 1924-25—Won 13, Lost 8.

COACH: C. O. Applegran  
CAPTAIN: James McFarland

Dec. 13	Cincinnati	(H)	28	23
Dec. 18	Indiana	(H)	18	20
Dec. 20	Michigan	(H)	11	21
Jan. 3	Cincinnati	(A)	20	24
Jan. 5	Illinois	(A)	26	36
Jan. 6	Wabash	(A)	11	57
Jan. 9	Mississippi	(H)	26	23
Jan. 10	Georgetown	(H)	25	17
Jan. 17	Centre	(H)	33	26
Jan. 30	Washington & Lee	(H)	28	22
Feb. 2	West Virginia	(H)	29	19
Feb. 5	Alabama	(A)	15	24
Feb. 6	Georgia Tech	(A)	18	16
Feb. 7	Georgia	(A)	24	28
Feb. 9	Tennessee	(A)	35	22
Feb. 12	Tulane	(A)	29	22
Feb. 14	Georgetown	(A)	36	21
Feb. 18	Tennessee	(H)	26	21
Feb. 21	Centre	(H)	39	10

#### SOUTHERN CONF. TOUR. (Atlanta, Ga.)

Feb. 27	Mississippi A&M	(A)	31	26
Feb. 28	Georgia	(A)	31	32

539 510

#### 1925-26—Won 15, Lost 3.

COACH: Ray Eklund  
CAPTAIN: Burgess Carey

Dec. 19	DePauw	(H)	29	38
Jan. 5	Indiana	(A)	23	34
Jan. 9	Berea	(H)	37	23
Jan. 12	Georgetown	(A)	36	21
Jan. 16	Georgia Tech	(H)	25	24
Jan. 22	Centre	(H)	45	25
Jan. 30	Georgetown	(H)	25	20
Feb. 1	Alabama	(H)	27	16
Feb. 4	Centre	(A)	46	19
Feb. 5	Washington & Lee	(H)	44	34
Feb. 8	Auburn	(H)	35	26



Date	Team	Site	Ky.	Opp.
Feb. 12	Tennessee	(A)	51	17
Feb. 15	Georgia	(A)	22	18
Feb. 18	Tennessee	(H)	27	21
Feb. 20	Vanderbilt	(H)	30	20

SOUTHERN CONF. TOUR. (Atlanta, Ga.)

Feb. 26	Va. Military Inst.		38	25
Feb. 27	Georgia		39	34
Mar. 1	Mississippi A&M		26	31

605 446

1926-27—Won 3, Lost 13.

COACH: Basil Hayden  
CAPTAIN: Paul Jenkins

Dec. 18	Cincinnati	(H)	10	48
Dec. 21	Indiana	(H)	19	38
Dec. 29	Cincinnati	(A)	23	51
Dec. 31	Princeton	(H)	26	30
Jan. 3	Florida	(H)	43	36
Jan. 10	Ky. Wesleyan	(A)	25	31
Jan. 15	Vanderbilt	(H)	32	48
Jan. 21	Tennessee	(A)	14	19
Jan. 22	Georgia Tech	(A)	16	48
Jan. 29	Centre	(H)	27	25
Feb. 1	Georgetown	(A)	19	26
Feb. 4	Washington & Lee	(H)	34	36
Feb. 7	West Virginia	(H)	26	44
Feb. 11	Mississippi	(H)	17	37
Feb. 12	Centre	(A)	22	16
Feb. 19	Tennessee	(H)	21	30

374 563

1927-28—Won 12, Lost 6.

COACH: John Mauer  
CAPTAIN: Paul Jenkins

Dec. 16	Clemson	(H)	33	17
Dec. 20	Miami (Ohio) U.	(H)	31	36
Jan. 4	Berea	(H)	37	16
Jan. 9	Centre	(A)	36	25
Jan. 14	Vanderbilt	(H)	43	23
Jan. 16	Virginia	(A)	31	28
Jan. 18	Naval Academy	(A)	26	32
Jan. 19	Maryland	(A)	7	37
Jan. 28	Tennessee	(H)	48	18
Feb. 3	Washington & Lee	(H)	34	28
Feb. 4	Indiana	(A)	29	48
Feb. 8	Vanderbilt	(A)	54	29
Feb. 9	Tennessee	(A)	43	16
Feb. 11	Georgia Tech	(H)	31	35
Feb. 18	Centre	(H)	30	20

SOUTHERN CONF. TOUR. (Atlanta, Ga.)

Feb. 24	South Carolina		56	40
Feb. 25	Georgia		33	16
Feb. 27	Mississippi		28	41

630 505

1928-29—Won 12, Lost 5.

COACH: John Mauer  
CAPTAIN: Lawrence McGinnis

Dec. 15	Eastern Normal	(H)	35	10
Dec. 21	Miami (Ohio) U.	(H)	43***	42
Jan. 4	North Carolina	(H)	15	25
Jan. 12	Notre Dame	(A)	19	16
Jan. 16	Georgia Tech	(A)	19	33
Jan. 17	Tennessee	(A)	35	29
Jan. 19	Tennessee	(H)	27	22
Jan. 26	Alabama	(H)	26	27
Feb. 1	Mississippi A&M	(A)	25	23
Feb. 2	Mississippi A&M	(A)	32	14
Feb. 3	Tulane	(A)	22	34
Feb. 8	Washington & Lee	(H)	31	30
Feb. 13	Centre	(H)	47	11
Feb. 22	Mississippi	(H)	35	30
Feb. 23	Mississippi	(H)	32	24

SOUTHERN CONF. TOUR. (Atlanta, Ga.)

Mar. 1	Tulane		29	15
Mar. 2	Georgia		24	26

\*\*\* Denotes 3 overtime periods. 496 411

Date	Team	Site	Ky.	Opp.
------	------	------	-----	------

1929-30—Won 16, Lost 3.

COACH: John Mauer  
CAPTAIN: Paul McBrayer

Dec. 14	Georgetown	(H)	46	9
Dec. 20	Miami (Ohio) U.	(H)	35	20
Dec. 31	Berea	(H)	29	26
Jan. 3	Clemson	(H)	31	15
Jan. 10	Creighton	(H)	27	28
Jan. 11	Creighton	(H)	25	21
Jan. 18	Tennessee	(H)	23	20
Jan. 24	Mississippi A&M	(H)	43	17
Jan. 25	Mississippi A&M	(H)	20	14
Jan. 31	Tennessee	(A)	26	29
Feb. 1	Georgia	(A)	22	21
Feb. 3	Clemson	(A)	34	20
Feb. 8	Georgia Tech	(H)	39	19
Feb. 14	Georgia	(H)	36	23
Feb. 18	Ky. Wesleyan	(H)	32	20
Feb. 22	Washington & Lee	(H)	28	*26

SOUTHERN CONF. TOUR. (Atlanta, Ga.)

Feb. 28	Maryland		26	21
Mar. 1	Sewanee		44	22
Mar. 3	Duke		32	37

599 408

\* Denotes overtime period.

ADOLPH RUPP ERA

1930-31—Won 15, Lost 3.

COACH: Adolph Rupp  
CAPTAIN: Carey Spicer

Dec. 18	Georgetown	(H)	67	19
Dec. 27	Marshall	(H)	42	26
Dec. 31	Berea	(H)	41	25
Jan. 3	Clemson	(H)	33	21
Jan. 10	Tennessee	(H)	31	23
Jan. 16	Chattanooga	(H)	55	18
Jan. 21	Vanderbilt	(A)	42	37
Jan. 31	Tennessee	(A)	36	*32
Feb. 6	Washington & Lee	(H)	23	18
Feb. 9	Georgia Tech	(H)	38	34
Feb. 13	Georgia	(A)	16	25
Feb. 14	Clemson	(A)	26	29
Feb. 16	Georgia Tech	(A)	35	16
Feb. 20	Vanderbilt	(H)	43	23

SOUTHERN CONF. TOUR. (Atlanta, Ga.)

Feb. 27	North Carolina State		33	28
Feb. 28	Duke		35	30
Mar. 2	Florida		56	36
Mar. 3	Maryland (finals)		27	29

\* Denotes overtime period. 679 469

1931-32—Won 15, Lost 2.

COACH: Adolph Rupp  
CAPTAIN: Ellis Johnson

Dec. 15	Georgetown	(H)	66	24
Dec. 18	Carnegie Tech	(H)	36	34
Dec. 23	Berea	(H)	52	27
Dec. 30	Marshall	(H)	46	16
Jan. 2	Clemson	(H)	43	24
Jan. 14	Clemson	(A)	30	17
Jan. 15	Sewanee	(A)	30	20
Jan. 16	Tennessee	(A)	29	28
Jan. 21	Chattanooga	(H)	51	17
Jan. 30	Washington & Lee	(H)	48	28
Feb. 6	Duke	(H)	37	30
Feb. 8	Alabama	(H)	50	22
Feb. 10	Vanderbilt	(A)	61	37
Feb. 13	Tennessee	(H)	41	27
Feb. 20	Vanderbilt	(H)	31	32

SOUTHERN CONF. TOUR. (Atlanta, Ga.)

Feb. 26	Tulane		50	30
Feb. 27	North Carolina		42	43

743 456



1932-33—Won 20, Lost 3.

COACH: Adolph Rupp  
CAPTAIN: Forest Sale

Date	Team	Site	Ky.	Opp.
Dec. 12	Georgetown	(H)	62	21
Dec. 17	Marshall	(N1)	57	23
Dec. 20	Tulane	(H)	53	17
Dec. 21	Tulane	(H)	42	11
Dec. 30	Chicago	(A)	58	26
Jan. 2	Ohio State	(H)	30	46
Jan. 6	Creighton	(A)	32	26
Jan. 7	Creighton	(A)	22	34
Jan. 10	South Carolina	(H)	44	36
Jan. 14	Tennessee	(A)	42	21
Jan. 16	Clemson	(H)	67	18
Jan. 28	Tennessee	(H)	44	23
Jan. 31	Vanderbilt	(A)	40	29
Feb. 1	Clemson	(A)	42	32
Feb. 2	South Carolina	(A)	38	44
Feb. 6	Mexico U.	(H)	81	22
Feb. 11	Georgia Tech	(H)	45	22
Feb. 13	Alabama	(N2)	35	21
Feb. 18	Vanderbilt	(H)	45	28

SEC TOURNAMENT (Atlanta, Ga.)

Feb. 25	Mississippi	49	31
Feb. 26	Florida	48	24
Feb. 27	L.S.U.	51	38
Feb. 28	Mississippi State (championship)	46	27

SEC CHAMPIONS 1073 630  
(N1) Ashland, Ky. (N2) Birmingham

1933-34—Won 16, Lost 1.

COACH: Adolph Rupp  
CAPTAIN: John DeMoisey

Date	Team	Site	Ky.	Opp.
Dec. 5	Alumni	(H)	53	20
Dec. 9	Georgetown	(H)	41	12
Dec. 14	Marshall	(H)	48	26
Dec. 16	Cincinnati	(H)	31	25
Dec. 21	Tulane	(A)	32	22
Dec. 22	Tulane	(A)	42	29
Jan. 12	Sewanee	(A)	55	16
Jan. 13	Tennessee	(A)	44	23
Jan. 20	Chattanooga	(H)	47	20
Jan. 27	Tennessee	(H)	53	26
Feb. 1	Alabama	(N1)	33	28
Feb. 3	Vanderbilt	(A)	48	26
Feb. 8	Alabama	(H)	26	21
Feb. 10	Georgia Tech	(H)	49	25
Feb. 15	Sewanee	(H)	60	15
Feb. 17	Vanderbilt	(H)	47	27

SEC TOURNAMENT (Atlanta, Ga.)

Feb. 24	Florida	32	38
---------	---------	----	----

(N1) Birmingham 741 399

1934-35—Won 19, Lost 2.

COACH: Adolph Rupp  
CO-CAPTAINS: Dave Lawrence and Jack Tucker

Date	Team	Site	Ky.	Opp.
Dec. 10	Alumni	(H)	61	10
Dec. 13	Oglethorpe	(H)	81	12
Dec. 20	Tulane	(A)	38	9
Dec. 21	Tulane	(A)	52	12
Jan. 2	Chicago	(H)	42	16
Jan. 5	New York U.	(A)	22	23
Jan. 18	Tulane	(H)	63	22
Jan. 19	Tulane	(H)	55	12
Jan. 22	Chattanooga	(H)	66	19
Jan. 26	Tennessee	(H)	48	21
Feb. 1	Alabama	(N1)	33	26
Feb. 2	Vanderbilt	(A)	58	22
Feb. 5	Xavier	(A)	40	27
Feb. 9	Georgia Tech	(H)	57	30
Feb. 11	Alabama	(H)	25	16
Feb. 13	Michigan State	(A)	26	32

Date	Team	Site	Ky.	Opp.
Feb. 16	Tennessee	(A)	38	36
Feb. 22	Creighton	(H)	63	42
Feb. 23	Creighton	(H)	24	13
Mar. 2	Vanderbilt	(H)	53	19
Mar. 7	Xavier	(H)	46	29

SEC CO-CHAMPIONS 991 448  
(N1) Birmingham

1935-36—Won 15, Lost 6.

COACH: Adolph Rupp  
CAPTAIN: Milerd Anderson

Date	Team	Site	Ky.	Opp.
Dec. 6	Georgetown	(H)	42	17
Dec. 17	Berea	(H)	58	30
Dec. 23	Pittsburgh	(H)	35	17
Jan. 8	New York U.	(A)	28	41
Jan. 14	Xavier	(A)	36	32
Jan. 17	Tulane	(H)	49	24
Jan. 18	Tulane	(H)	39	21
Jan. 21	Michigan State	(H)	27	19
Jan. 25	Tennessee	(H)	40	31
Feb. 1	Vanderbilt	(A)	23	32
Feb. 3	Alabama	(A)	32	30
Feb. 7	Alabama	(H)	40	34
Feb. 10	Notre Dame	(A)	20	41
Feb. 11	Butler	(A)	39	28
Feb. 15	Tennessee	(A)	28	39
Feb. 18	Xavier	(H)	49	40
Feb. 21	Creighton	(H)	68	38
Feb. 22	Creighton	(H)	29	31
Feb. 24	Vanderbilt	(H)	61	41

SEC TOURNAMENT (Knoxville, Tenn.)

Feb. 28	Mississippi State	41	39
Mar. 1	Tennessee	28	39

812 664

1936-37—Won 17, Lost 5.

COACH: Adolph Rupp  
CAPTAIN: Warfield Donohue

Date	Team	Site	Ky.	Opp.
Dec. 9	Georgetown	(H)	46	21
Dec. 12	Berea	(H)	70	26
Dec. 15	Xavier	(A)	34	28
Dec. 21	Centenary	(H)	37	19
Jan. 2	Michigan State	(H)	28	21
Jan. 5	Notre Dame	(N1)	28	41
Jan. 8	Creighton	(H)	59	36
Jan. 14	Michigan State	(A)	23	24
Jan. 16	Akron U.	(N2)	32	22
Jan. 23	Tennessee	(H)	43	26
Jan. 30	Vanderbilt	(A)	41	26
Feb. 1	Alabama	(N3)	38	27
Feb. 3	Tulane	(A)	28	35
Feb. 4	Tulane	(A)	28	25
Feb. 8	Mexico U.	(H)	60	30
Feb. 10	Alabama	(H)	31	34
Feb. 13	Tennessee	(A)	24	26
Feb. 20	Vanderbilt	(H)	51	19
Feb. 22	Xavier	(H)	23	15

SEC TOURNAMENT (Knoxville, Tenn.)

Feb. 26	Louisiana State	57	37
Feb. 28	Georgia Tech	40	30
Mar. 1	Tennessee (championship)	39	25

SEC CHAMPIONS 860 593  
(N1) Louisville (N2) Cincinnati (N3) Birmingham

1937-38—Won 13, Lost 5.

COACH: Adolph Rupp  
CAPTAIN: J. Rice Walker

Date	Team	Site	Ky.	Opp.
Dec. 5	Berea	(H)	67	33
Dec. 18	Cincinnati	(H)	38	21
Dec. 22	Centenary	(H)	35	25



Date	Team	Site	Ky.	Opp.
SUGAR BOWL TOURNAMENT New Orleans, La.				
Dec. 29	Pittsburgh (championship)		40	29
Jan. 8	Michigan State	(A)	37	42
Jan. 10	Detroit	(A)	26	34
Jan. 15	Notre Dame	(A)	37	47
Jan. 22	Tennessee	(H)	52	27
Jan. 29	Vanderbilt	(A)	42	19
Jan. 31	Alabama	(N1)	57	31
Feb. 5	Xavier	(A)	32	39
Feb. 7	Michigan State	(H)	44	27
Feb. 12	Alabama	(H)	27	21
Feb. 14	Marquette	(H)	35	33
Feb. 17	Xavier	(H)	45	29
Feb. 21	Vanderbilt	(H)	48	24
Feb. 26	Tennessee	(A)	29	26

SEC TOURNAMENT (Baton Rouge, La.)				
Mar. 3	Tulane		34	36
(N1)	Birmingham		725	541

### 1938-39—Won 16, Lost 4.

COACH: Adolph Rupp  
CAPTAIN: Bernard Opper

Dec. 2	Georgetown	(H)	39	19
Dec. 10	Ky. Wesleyan	(H)	57	18
Dec. 17	Cincinnati	(H)	44	27
Dec. 21	Washington & Lee	(H)	67	47
Jan. 4	Long Island	(A)	34	52
Jan. 6	St. Joseph's	(A)	41	30
Jan. 14	Notre Dame	(N1)	37	42
Jan. 21	Tennessee	(H)	29	30
Jan. 28	Alabama	(N2)	38	41
Jan. 30	Vanderbilt	(A)	51	37
Feb. 4	Marquette	(H)	37	31
Feb. 8	Xavier	(A)	41	31
Feb. 11	Alabama	(H)	45	27
Feb. 13	Mississippi State	(H)	39	28
Feb. 18	Tennessee	(A)	36	**34
Feb. 21	Xavier	(H)	43	23
Feb. 25	Vanderbilt	(H)	52	27

SEC TOURNAMENT (Knoxville, Tenn.)				
Mar. 2	Mississippi		49	30
Mar. 3	Louisiana State		53	34
Mar. 4	Tennessee (championship)		46	38
			878	646

### SEC CHAMPIONS

(N1) Louisville (N2) Birmingham

\*\* Denotes 2 overtime periods

### 1939-40—Won 15, Lost 6.

COACH: Adolph Rupp  
CAPTAIN: Layton Rouse

Dec. 9	Berea	(H)	74	24
Dec. 16	Cincinnati	(H)	30	39
Dec. 21	Clemson	(A)	55	31

SUGAR BOWL (New Orleans, La.)				
Dec. 27	Ohio State (championship)		36	30
Jan. 1	Kansas State	(H)	53	26
Jan. 6	Xavier	(A)	42	41
Jan. 8	West Virginia	(H)	47	38
Jan. 13	Notre Dame	(A)	47	52
Jan. 20	Tennessee	(H)	35	26
Jan. 27	Alabama	(N1)	32	36
Jan. 29	Vanderbilt	(A)	32	40
Feb. 3	Marquette	(A)	51	45
Feb. 10	Alabama	(H)	46	18
Feb. 12	Xavier	(H)	37	29
Feb. 13	Mississippi State	(H)	45	37
Feb. 17	Tennessee	(A)	23	27
Feb. 19	Georgia Tech	(A)	39	44
Feb. 24	Vanderbilt	(H)	43	38

Date	Team	Site	Ky.	Opp.
SEC TOURNAMENT (Knoxville, Tenn.)				
Feb. 29	Vanderbilt		44	31
Mar. 1	Tennessee		30	29
Mar. 2	Georgia (championship)		51	43
			892	724

### SEC CHAMPIONS (N1) Birmingham

### 1940-41—Won 17, Lost 8.

COACH: Adolph Rupp  
CAPTAIN: Lee Huber

Dec. 7	Alumni	(H)	62	25
Dec. 12	West Virginia	(H)	46	34
Dec. 13	Maryville	(H)	53	14
Dec. 18	Nebraska	(A)	39	40
Dec. 19	Creighton	(A)	45	54
Dec. 20	Kansas State	(A)	28	25
Dec. 27	Centenary	(H)	70	18

SUGAR BOWL (New Orleans, La.)				
Dec. 30	Indiana		45	48

Jan. 4	Notre Dame	(N1)	47	48
Jan. 9	Xavier	(A)	48	43
Jan. 11	West Virginia	(A)	43	56
Jan. 18	Tennessee	(A)	22	32
Jan. 20	Georgia Tech	(A)	47	37
Jan. 25	Xavier	(H)	44	49
Feb. 1	Vanderbilt	(A)	51	50
Feb. 3	Alabama	(A)	38	36
Feb. 8	Alabama	(H)	46	38
Feb. 10	Mississippi	(H)	60	41
Feb. 15	Tennessee	(H)	37	28
Feb. 17	Georgia Tech	(H)	60	41
Feb. 24	Vanderbilt	(H)	58	31

SEC TOURNAMENT (Louisville, Ky.)				
Feb. 27	Mississippi		62	52
Feb. 28	Tulane		59	30
Mar. 1	Alabama		39	37
Mar. 2	Tennessee		33	36
(N1)	Louisville		1182	943

### 1941-42—Won 19, Lost 6.

COACH: Adolph Rupp  
CAPTAIN: Carl Staker

Dec. 6	Miami (Ohio) U.	(H)	35	21
Dec. 13	Ohio State	(A)	41	43
Dec. 16	Nebraska	(H)	42	27
Dec. 22	South Carolina	(H)	64	25
Dec. 30	Texas A&M	(H)	49	29
Jan. 2	Washington & Lee	(H)	62	32
Jan. 10	Xavier	(A)	40	39
Jan. 17	Tennessee	(A)	40	46
Jan. 19	Georgia	(A)	51	26
Jan. 20	Georgia Tech	(A)	63	53
Jan. 24	Mexico	(H)	56	26
Jan. 31	Georgia	(H)	55	38
Feb. 2	Alabama	(A)	35	41
Feb. 7	Notre Dame	(A)	43	46
Feb. 9	Alabama	(H)	50	34
Feb. 14	Tennessee	(A)	36	33
Feb. 16	Georgia Tech	(H)	57	51
Feb. 21	Xavier	(H)	44	36

SEC TOURNAMENT Louisville, Ky.				
Feb. 26	Florida		42	36
Feb. 27	Mississippi		59	32
Feb. 28	Auburn		40	31
Mar. 1	Alabama (championship)		36	34

### SEC CHAMPIONS

POST SEASON GAME (Louisville, Ky.)				
Mar. 14	Great Lakes		47	58



Date	Team	Site	Ky.	Opp.
NCAA TOURNAMENT (New Orleans, La.)				
Mar. 20	Illinois		46	44
Mar. 21	Dartmouth		28	47
			1161	928

1942-43—Won 17, Lost 6.

COACH: Adolph Rupp  
CAPTAIN: Melvin Brewer

Dec. 12	Cincinnati	(H)	61	39
Dec. 19	Washington	(H)	45	38
Dec. 23	Indiana	(N1)	52	58
Jan. 2	Ohio State	(H)	40	45
Jan. 4	Ft. Knox	(H)	64	30
Jan. 9	Xavier	(A)	43	38
Jan. 16	Tennessee	(A)	30	28
Jan. 18	Georgia	(A)	60	28
Jan. 19	Georgia Tech	(A)	38	36
Jan. 23	Notre Dame	(N1)	60	55
Jan. 26	Vanderbilt	(H)	39	38
Jan. 30	Alabama	(A)	32	41
Feb. 1	Vanderbilt	(A)	54	43
Feb. 6	Alabama	(H)	67	41
Feb. 8	Xavier	(H)	48	36
Feb. 13	Tennessee	(H)	53	29
Feb. 15	Georgia Tech	(H)	58	31
Feb. 20	De Paul	(A)	44	53

SEC TOURNAMENT  
Louisville, Ky.

Feb. 25	Tulane		48	31
Feb. 26	Georgia		59	30
Feb. 27	Mississippi State		52	43
Feb. 28	Tennessee		30	33

POST-SEASON GAME (N1)

Mar. 6	Great Lakes		39	53
(N1) Louisville			1124	887

1943-44—Won 19, Lost 2.

COACH: Adolph Rupp  
CAPTAIN:

Dec. 1	Ft. Knox	(H)	51	18
Dec. 4	Berea (Naval V-12)	(H)	54	40
Dec. 11	Indiana	(N1)	66	41
Dec. 13	Ohio State	(A)	40	28
Dec. 18	Cincinnati	(H)	58	30
Dec. 20	Illinois	(A)	41	43
Dec. 28	Carnegie Tech	(A)	61	14
Dec. 30	St. John's	(A)	44	38
Jan. 8	Notre Dame	(N1)	55	54
Jan. 15	Wright Field	(H)	61	28
Jan. 31	Ft. Knox A.R.C.	(H)	76	48
Feb. 5	DePauw	(H)	38	35
Feb. 7	Illinois	(H)	51	40
Feb. 12	Cincinnati	(A)	38	35
Feb. 26	Ohio U.	(H)	51	35

SEC TOURNAMENT (Louisville, Ky.)

Mar. 2	Georgia		57	29
Mar. 3	Louisiana State		55	28
Mar. 4	Tulane (championship)		62	46

SEC CHAMPIONS

NATIONAL INVITATION TOUR. (New York)

Mar. 20	Utah		46	38
Mar. 22	St. John's		45	48
Mar. 26	Oklahoma A&M (consolation)		45	29

(N1) Louisville			1095	745
-----------------	--	--	------	-----

1944-45—Won 22, Lost 4.

COACH: Adolph Rupp  
CAPTAIN:

Dec. 2	Ft. Knox	(H)	56	23
Dec. 4	Berea	(H)	56	32

Date	Team	Site	Ky.	Opp.
Dec. 9	Cincinnati	(H)	66	24
Dec. 16	Indiana	(N1)	61	43
Dec. 23	Ohio State	(H)	53	*48
Dec. 26	Wyoming	(N2)	50	46
Dec. 30	Temple	(A)	45	44
Jan. 1	Long Island	(A)	62	*52
Jan. 6	Ohio U.	(H)	59	46
Jan. 8	Arkansas State	(H)	75	6
Jan. 13	Michigan State	(H)	66	35
Jan. 20	Tennessee	(A)	34	35
Jan. 22	Georgia Tech	(A)	64	58
Jan. 27	Notre Dame	(N1)	58	*59
Jan. 29	Georgia	(H)	73	37
Feb. 3	Georgia Tech	(H)	51	32
Feb. 5	Michigan State	(A)	50	66
Feb. 17	Tennessee	(H)	40	34
Feb. 19	Ohio U.	(A)	61	38
Feb. 24	Cincinnati	(A)	65	35

SEC TOURNAMENT (Louisville, Ky.)

Mar. 1	Florida		57	35
Mar. 2	Louisiana State		68	37
Mar. 3	Alabama		52	41
Mar. 3	Tennessee (championship)		39	35

SEC CHAMPIONS

NCAA TOURNAMENT (New York)

Mar. 20	Ohio State		37	45
Mar. 21	Tufts (consolation)		66	56

\* Denotes overtime period. 1464 1042

(N1) Louisville  
(N2) Buffalo, N. Y.

1945-46—Won 28, Lost 2.

COACH: Adolph Rupp  
CAPTAIN: Jack Parkinson

Dec. 1	Ft. Knox	(H)	59	36
Dec. 7	Western Ontario	(H)	51	42
Dec. 8	Western Ontario	(H)	71	28
Dec. 15	Cincinnati	(H)	67	31
Dec. 18	Arkansas	(H)	67	42
Dec. 21	Oklahoma	(H)	43	33
Dec. 29	St. John's	(A)	73	59
Jan. 1	Temple	(A)	45	53
Jan. 5	Ohio U.	(H)	57	48
Jan. 7	Fort Benning	(H)	81	25
Jan. 12	Michigan State	(A)	55	44
Jan. 14	Xavier	(A)	62	36
Jan. 19	Tennessee	(A)	50	32
Jan. 21	Georgia Tech	(A)	68	43
Jan. 26	Notre Dame	(N1)	47	56
Jan. 28	Georgia Tech	(H)	54	26
Feb. 2	Michigan State	(H)	59	51
Feb. 4	Vanderbilt	(A)	59	37
Feb. 9	Vanderbilt	(N2)	64	31
Feb. 16	Tennessee	(H)	54	34
Feb. 19	Ohio U.	(A)	60	52
Feb. 23	Xavier	(H)	83	40

SEC TOURNAMENT (Louisville, Ky.)

Feb. 28	Auburn		69	24
Mar. 1	Florida		69	32
Mar. 2	Alabama		59	30
Mar. 2	Louisiana State (championship)		59	36

SEC CHAMPIONS

POST-SEASON GAME  
Louisville, Ky.

Mar. 9	Temple		54	43
--------	--------	--	----	----

NATIONAL INVITATION TOUR. (New York)

Mar. 16	Arizona		77	53
Mar. 18	West Virginia		59	51
Mar. 20	Rhode Island (Championship)		46	45

(N1) Louisville			1821	1198
(N2) Paducah, Ky.				



Date	Team	Site	Ky.	Opp.
------	------	------	-----	------

1946-47—Won 34, Lost 3.

COACH: Adolph Rupp

CAPTAIN: Ken Rollins

Nov. 28	Indiana Central	(H)	78	36
Nov. 30	Tulane	(H)	64	35
Dec. 2	Ft. Knox	(H)	68	31
Dec. 7	Cincinnati	(A)	80	49
Dec. 9	Idaho	(H)	65	35
Dec. 12	De Paul	(N1)	65	45
Dec. 14	Texas A&M	(H)	83	18
Dec. 16	Miami (Ohio) U.	(H)	62	49
Dec. 21	St. John's	(N2)	70	50
Dec. 23	Baylor	(H)	75	34
Dec. 28	Wabash	(H)	96	24

SUGAR BOWL (New Orleans, La.)

Dec. 30	Oklahoma A&M		31	37
Jan. 4	Ohio U.	(H)	46	36
Jan. 11	Dayton U.	(H)	70	29
Jan. 13	Vanderbilt	(A)	82	30
Jan. 18	Tennessee	(A)	54	39
Jan. 20	Georgia Tech	(A)	70	47
Jan. 21	Georgia	(A)	84	45
Jan. 25	Xavier	(H)	71	34
Jan. 27	Michigan State	(H)	86	36
Feb. 1	Notre Dame	(N1)	60	30
Feb. 3	Alabama	(A)	48	37
Feb. 8	De Paul	(A)	47	53
Feb. 10	Georgia	(H)	81	40
Feb. 15	Tennessee	(H)	61	46
Feb. 17	Alabama	(H)	63	33
Feb. 19	Xavier	(A)	58	31
Feb. 21	Vanderbilt	(A)	84	41
Feb. 22	Georgia Tech	(H)	83	46

SEC TOURNAMENT (Louisville, Ky.)

Feb. 27	Vanderbilt		98	29
Feb. 28	Auburn		84	18
Mar. 1	Georgia Tech		75	53
Mar. 1	Tulane (championship)		55	38

SEC CHAMPIONS

POST-SEASON GAME (Louisville)

Mar. 8	Temple		68	29
--------	--------	--	----	----

NATIONAL INVITATION TOURNAMENT  
New York, N. Y.

Mar. 17	Long Island		63	62
Mar. 19	North Carolina State		60	42
Mar. 24	Utah		45	49

(N1) Louisville 2533 1416  
(N2) Mad. Sq. Gar., Record Crowd, 18,493

1947-48—Won 36, Lost 3.

COACH: Adolph Rupp

CAPTAIN: Kenneth Rollins

Nov. 29	Indiana Central	(H)	80	41
Dec. 1	Ft. Knox	(H)	80	41
Dec. 5	Tulsa U.	(H)	72	18
Dec. 6	Tulsa U.	(H)	71	22
Dec. 10	De Paul	(N1)	74	50
Dec. 13	Cincinnati	(A)	67	31
Dec. 17	Xavier U.	(H)	79	37
Dec. 20	Temple U.	(A)	59	60
Dec. 23	St. John's	(A)	52	40
Jan. 2	Creighton	(A)	65	23
Jan. 3	Western Ontario	(H)	98	41
Jan. 5	Miami (Ohio)	(A)	67	53
Jan. 10	Michigan State	(A)	47	45
Jan. 12	Ohio U.	(A)	79	57
Jan. 17	Tennessee	(A)	65	54
Jan. 19	Georgia Tech	(A)	71	56
Jan. 20	Georgia	(A)	88	51
Jan. 24	Cincinnati	(H)	70	43
Jan. 31	De Paul	(A)	68	51
Feb. 2	Notre Dame	(A)	55	64
Feb. 5	Alabama	(A)	41	31
Feb. 5	Washington U.	(N2)	69	39

Date	Team	Site	Ky.	Opp.
------	------	------	-----	------

Feb. 9	Vanderbilt	(A)	82	51
Feb. 14	Tennessee	(H)	69	42
Feb. 16	Alabama	(H)	63	33
Feb. 20	Vanderbilt	(H)	79	43
Feb. 21	Georgia Tech	(H)	78	54
Feb. 24	Temple	(N1)	58	38
Feb. 28	Xavier	(A)	59	37

SEC TOURNAMENT (Louisville, Ky.)

Mar. 4	Florida		87	31
Mar. 5	Louisiana State		63	47
Mar. 6	Tennessee		70	47
Mar. 6	Georgia Tech (championship)		54	43

SEC CHAMPIONS

NCAA TOURNAMENT (New York)

Mar. 18	Columbia		76	53
Mar. 20	Holy Cross		60	52
Mar. 23	Baylor (championship)		58	42

NATIONAL CHAMPIONS

OLMPIC TRIALS (New York)

Mar. 27	Louisville		91	57
Mar. 29	Baylor		77	59
Mar. 31	Phillips Oilers (AAU Champs)		49	53

(N1) Louisville 2690 1730  
(N2) Memphis

OLYMPIC TEAM EXHIBITION GAMES

Kentucky vs. Phillips Oilers

6-30-48	Tulsa, Okla.		52	60
7- 2-48	Kansas City, Mo.		70	**69
7- 9-48	Lexington, Ky.		50	56

†OLYMPIC GAMES (London, England)

July 30	Switzerland		86	21
Aug. 2	Czechoslovakia		53	28
Aug. 3	Argentina		59	57
Aug. 4	Egypt		66	28
Aug. 6	Peru		61	33
Aug. 9	Uruguay		63	28
Aug. 11	Mexico		71	40
Aug. 13	France (championship)		65	21

WORLD CHAMPIONS

\*\* Denotes two overtime periods.  
† Kentucky participated as part of U.S. basketball entry.

1948-49—Won 32, Lost 2.

COACH: Adolph Rupp

CAPTAIN:

Nov. 29	Indiana Central	(H)	74	38
Dec. 8	De Paul	(N1)	67	36
Dec. 10	Tulsa U.	(H)	81	27
Dec. 13	Arkansas	(H)	76	39
Dec. 16	Holy Cross	(A)	51	48
Dec. 18	St. John's	(A)	57	30
Dec. 22	Tulane	(N1)	51	47

SUGAR BOWL (New Orleans, La.)

Dec. 29	Tulane		78	47
Dec. 30	St. Louis		40	42
Jan. 11	Bowling Green	(N2)	63	61
Jan. 15	Tennessee	(A)	66	51
Jan. 17	Georgia Tech	(A)	56	45
Jan. 22	De Paul	(A)	56	45
Jan. 29	Notre Dame	(N1)	62	38
Jan. 31	Vanderbilt	(A)	72	50
Feb. 2	Alabama	(A)	56	40
Feb. 3	Mississippi	(N3)	75	45
Feb. 5	Bradley	(N4)	62	52
Feb. 8	Tennessee	(H)	71	56
Feb. 12	Xavier	(H)	96	50
Feb. 14	Alabama	(H)	74	32
Feb. 16	Mississippi	(H)	85	31
Feb. 19	Georgia Tech	(H)	78	32



Date	Team	Site	Ky.	Opp.
Feb. 21	Georgia	(H)	95	40
Feb. 24	Xavier	(A)	51	40
Feb. 26	Vanderbilt	(H)	70	37

SEC TOURNAMENT (Louisville, Ky.)

Mar. 3	Florida		73	36
Mar. 4	Auburn		70	39
Mar. 5	Tennessee		83	44
Mar. 5	Tulane (championship)		68	52

SEC CHAMPIONS

NATIONAL INVITATION TOUR. (New York)

Mar. 14	Loyola of Chicago		56	67
---------	-------------------	--	----	----

NCAA TOURNAMENT

(Eastern Regionals)

New York, N. Y.

Mar. 21	Villanova		85	72
Mar. 22	Illinois		76	47

NCAA FINALS (Seattle, Wash.)

Mar. 26	Oklahoma A&M (championship)		46	36
---------	-----------------------------	--	----	----

2320 1492

NATIONAL CHAMPIONS

(N1) Louisville	(N3) Memphis
(N2) Cleveland	(N4) Owensboro, Ky.

1949-50—Won 25, Lost 5.

COACH: Adolph Rupp

CAPTAIN: Dale Barnstable

Dec. 3	Indiana Central	(H)	84	61
Dec. 10	Western Ontario	(H)	90	18
Dec. 15	St. John's	(A)	58	69
Dec. 21	De Paul	(N1)	49	47
Dec. 25	Purdue	(A)	60	54

SUGAR BOWL (New Orleans, La.)

Dec. 29	Villanova		57	*56
Dec. 30	Bradley (championship)		71	66

Jan. 2	Arkansas	(A)	57	53
Jan. 4	Mississippi State	(N2)	87	55
Jan. 9	North Carolina U.	(H)	83	44
Jan. 14	Tennessee	(A)	53	66
Jan. 16	Georgia Tech	(A)	61	47
Jan. 17	Georgia	(A)	60	71
Jan. 21	De Paul	(A)	86	53
Jan. 23	Notre Dame	(A)	51	64
Jan. 26	Xavier	(A)	58	47
Jan. 28	Georgia	(H)	88	56
Jan. 30	Vanderbilt	(A)	58	54
Feb. 2	Alabama	(A)	66	64
Feb. 4	Mississippi	(N3)	61	55
Feb. 11	Tennessee	(H)	79	52
Feb. 13	Alabama	(H)	77	57
Feb. 15	Mississippi	(H)	90	50
Feb. 18	Georgia Tech	(H)	97	62
Feb. 23	Xavier	(H)	58	53
Feb. 25	Vanderbilt	(H)	70	66

SEC TOURNAMENT (Louisville, Ky.)

Mar. 2	Mississippi State		56	46
Mar. 3	Georgia		79	63
Mar. 4	Tennessee (championship)		95	58

SEC CHAMPIONS

NATIONAL INVITATION TOUR. (New York)

Mar. 14	City Col. of N. Y.		50	89
---------	--------------------	--	----	----

2089 1696

(N1) Louisville
(N2) Owensboro
(N3) Memphis

\* Denotes overtime period.

Date	Team	Site	Ky.	Opp.
------	------	------	-----	------

MEMORIAL COLISEUM ERA

1950-51—Won 32, Lost 2.

(Including exhibition games, Kentucky won 39½ games and lost 2.)

COACH: Adolph Rupp

CAPTAIN: Walt Hirsch

Dec. 1	West Texas State	(H)	73	43
Dec. 9	†Purdue	(H)	70	52
Dec. 12	Xavier	(A)	67	56
Dec. 14	Florida	(H)	85	37
Dec. 16	Kansas	(H)	68	39
Dec. 23	St. John's	(A)	43	37

SUGAR BOWL (New Orleans, La.)

Dec. 29	St. Louis		42	*43
Dec. 30	Syracuse (consolation)		69	59

Jan. 5	Auburn	(H)	79	35
Jan. 8	De Paul	(H)	63	55
Jan. 13	Alabama	(H)	65	48
Jan. 15	Notre Dame	(H)	69	44
Jan. 20	Tennessee	(A)	70	45
Jan. 22	Georgia Tech	(A)	82	61
Jan. 27	Vanderbilt	(A)	74	49
Jan. 29	Tulane	(A)	104	68
Jan. 31	Louisiana State	(A)	81	59
Feb. 2	Mississippi State	(A)	80	60
Feb. 3	Mississippi	(N1)	86	39
Feb. 9	Georgia Tech	(H)	75	42
Feb. 13	Xavier	(H)	78	51
Feb. 17	Tennessee	(H)	86	61
Feb. 19	De Paul	(A)	60	57
Feb. 23	Georgia	(H)	88	41
Feb. 24	Vanderbilt	(H)	89	57

SEC CHAMPIONS

SEC TOURNAMENT (Louisville, Ky.)

Mar. 1	Mississippi State		92	70
Mar. 2	Auburn		84	54
Mar. 3	Georgia Tech		82	56
Mar. 3	Vanderbilt		57	61

POST-SEASON GAME

Mar. 13	Loyola of Chicago	(H)	97	61
---------	-------------------	-----	----	----

NCAA TOURNAMENT

(First Round—Raleigh, N. C.)

Mar. 20	Louisville		79	68
	(Eastern Regional—New York, N.Y.)			
Mar. 22	St. John's		59	43
Mar. 24	Illinois		76	74
	(National Finals—			
	Minneapolis, Minn.)			
Mar. 27	Kansas St. (championship)		68	58

NATIONAL CHAMPIONS 2540 1783

EXHIBITION GAME

Apr. 27	Ky. All-Stars	(H)	92	49
---------	---------------	-----	----	----

PUERTO RICO EXHIBITION TOUR

Aug. 25	San German Athletics		86	38
Aug. 26	Ponce Lions		83	43
Aug. 27	San Turce		93	40
Aug. 29	Univ. of Puerto Rico		91	44
Sept. 2	U. S. Navy		52	23
	(Called at half on account of rain)			
Sept. 3	Puerto Rico All-Stars		75	46

† Memorial Coliseum Dedication Game.

\* Denotes overtime period.

(N1) Owensboro, Ky.

1951-52—Won 29, Lost 3.

COACH: Adolph Rupp

CAPTAIN: Robert Watson

Dec. 8	Washington & Lee	(H)	96	46
Dec. 10	Xavier	(A)	97	72
Dec. 13	Minnesota	(A)	57	61
Dec. 17	St. John's	(H)	81	40



Date	Team	Site	Ky.	Opp.
Dec. 20	De Paul	(H)	98	60
Dec. 26	U.C.L.A.	(H)	84	53
SUGAR BOWL (New Orleans, La.)				
Dec. 28	Brigham Young		84	64
<b>Dec. 29</b>	<b>St. Louis</b>		<b>60</b>	<b>61</b>
Jan. 2	Mississippi	(N1)	116	58
Jan. 5	Louisiana State	(H)	57	47
Jan. 7	Xavier	(H)	83	50
Jan. 12	Florida	(A)	99	52
Jan. 16	Georgia	(N2)	95	55
Jan. 19	Tennessee	(A)	65	56
Jan. 21	Georgia Tech	(A)	96	51
Jan. 26	Alabama	(A)	71	67
Jan. 28	Vanderbilt	(A)	88	51
Jan. 30	Auburn	(A)	88	48
Feb. 2	Notre Dame	(N3)	71	66
Feb. 4	Tulane	(H)	103	54
Feb. 6	Mississippi	(H)	81	61
Feb. 9	Georgia Tech	(H)	93	42
Feb. 11	Mississippi State	(H)	110	66
Feb. 16	Tennessee	(H)	95	40
Feb. 21	Vanderbilt	(H)	75	45
Feb. 23	De Paul	(A)	63	61

**SEC CHAMPIONS**

SEC TOURNAMENT (Louisville, Ky.)#				
Feb. 28	Georgia Tech		80	59
Feb. 29	Tulane		85	61
Mar. 1	Tennessee		81	66
Mar. 1	Louisiana State		44	43
(championship)				

NCAA TOURNAMENT (Eastern Regionals) Raleigh, N. C.				
Mar. 21	Penn. State		82	54
<b>Mar. 22</b>	<b>St. John's</b>		<b>57</b>	<b>64</b>
			2635	1774

† Not counted as SEC game.

(N1) Owensboro, Ky.

(N2) Louisville

(N3) Chicago

# Tournament abandoned after 1952.

**1952-53—No Schedule.**

(Under suspension by NCAA)

**Intra-Squad Scrimmage Results**

COACH: Adolph Rupp

CO-CAPTAINS: Cliff Hagan and Frank Ramsey

Dec. 13	Varsity	76	Freshmen	45
Jan. 19	Ramseys	71	Hagans	50
Feb. 4	Hagans	68	Ramseys	55
Feb. 28	Blues	49	Whites	47
			264	197

**1953-54—Won 25, Lost 0.**

COACH: Adolph Rupp

CO-CAPTAINS: Cliff Hagan and Frank Ramsey

Dec. 5	Temple	(H)	86	59
Dec. 12	Xavier	(A)	81	66
Dec. 14	Wake Forest	(H)	101	69
Dec. 18	St. Louis	(A)	71	59

**UK INVITATIONAL TOURNAMENT**

Dec. 21	Duke		85	69
Dec. 22	LaSalle (championship)		73	60
Dec. 28	Minnesota	(H)	74	59
Jan. 4	Xavier	(H)	77	71
Jan. 9	Georgia Tech	(H)	105	53
Jan. 11	De Paul	(H)	81	63
Jan. 16	Tulane	(H)	94	43
Jan. 23	Tennessee	(A)	97	71
Jan. 30	Vanderbilt	(A)	85	63
Feb. 2	Georgia Tech	(N1)	99	48
Feb. 4	Georgia	(H)	106	55
Feb. 6	Georgia	(N2)	100	68

Date	Team	Site	Ky.	Opp.
Feb. 8	Florida	(A)	97	55
Feb. 13	Mississippi	(H)	88	62
Feb. 15	Mississippi State	(H)	81	49
Feb. 18	Tennessee	(H)	90	63
Feb. 20	De Paul	(A)	76	61
Feb. 22	Vanderbilt	(H)	100	64
Feb. 27	Auburn	(N3)	109	79
Mar. 1	Alabama	(A)	68	43

**SEC PLAYOFF (Nashville, Tenn.)**

(Playoff game to determine SEC champion and representative in NCAA Tournament. Kentucky and LSU tied for league title due to a schedule disagreement. Kentucky won but declined NCAA.)

Mar. 9	Louisiana State		63	56
			2187	1508

**SEC CHAMPIONS**

(N1) Louisville

(N2) Owensboro, Ky.

(N3) Montgomery

**1954-55—Won 23, Lost 3.**

COACH: Adolph Rupp

CAPTAIN: Bill Evans

Dec. 4	Louisiana State†	(H)	74	58
Dec. 11	Xavier	(A)	73	69
Dec. 18	Temple	(H)	79	61

**UNIVERSITY OF KENTUCKY  
INVITATIONAL TOURNAMENT  
Lexington, Ky.**

Dec. 21	Utah		70	65
Dec. 22	LaSalle (championship)		63	54
Dec. 30	St. Louis	(H)	82	65
Jan. 1	Temple	(A)	101	69
<b>Jan. 8</b>	<b>Georgia Tech</b>	<b>(H)</b>	<b>58</b>	<b>59</b>
Jan. 10	De Paul	(H)	92	59
Jan. 15	Tulane	(A)	58	44
Jan. 17	Louisiana State	(A)	64	62
Jan. 22	Tennessee	(A)	84	66
Jan. 29	Vanderbilt	(A)	75	71
<b>Jan. 31</b>	<b>Georgia Tech</b>	<b>(A)</b>	<b>59</b>	<b>65</b>
Feb. 3	Florida	(H)	87	63
Feb. 5	Mississippi	(N1)	84	66
Feb. 7	Mississippi State	(A)	61	56
Feb. 9	Georgia	(H)	86	40
Feb. 14	Xavier	(H)	66	55
Feb. 19	De Paul	(A)	76	72
Feb. 21	Vanderbilt	(H)	77	59
Feb. 26	Auburn	(H)	93	59
Feb. 28	Alabama	(H)	66	52
Mar. 5	Tennessee	(H)	104	61

**SEC CHAMPIONS**

**NCAA TOURNAMENT**

(Eastern Regionals)

Evanston, Illinois

<b>Mar. 11</b>	<b>Marquette</b>		<b>71</b>	<b>79</b>
Mar. 12	Penn State		84	59
			1987	1588

† Game not counted in SEC standings.

(N1) Memphis

**1955-56—Won 20, Lost 6.**

COACH: Adolph Rupp

CAPTAIN: Phil Grawemeyer

Dec. 3	Louisiana State†	(A)	62	52
<b>Dec. 10</b>	<b>Temple</b>	<b>(H)</b>	<b>61</b>	<b>73</b>
Dec. 12	De Paul	(H)	71	69
Dec. 15	Maryland	(A)	62	61
Dec. 17	Idaho	(H)	91	49

**UK INVITATIONAL TOURNAMENT**

Dec. 20	Minnesota		72	65
<b>Dec. 21</b>	<b>Dayton</b>		<b>74</b>	<b>89</b>



Date	Team	Site	Ky.	Opp.
Dec. 28	St. Louis U.	(A)	101	80
Jan. 7	Georgia Tech	(H)	104	51
Jan. 12	Tulane	(H)	85	63
Jan. 14	Louisiana State	(H)	107	65
Jan. 21	Tennessee	(A)	95	68
Jan. 28	<b>Vanderbilt</b>	(A)	<b>73</b>	<b>81</b>
Jan. 30	Georgia Tech	(A)	84	62
Feb. 1	Duke	(H)	81	76
Feb. 4	Auburn	(N1)	82	81
Feb. 6	Florida	(A)	81	70
Feb. 11	Mississippi	(H)	88	49
Feb. 13	Mississippi State	(H)	86	65
Feb. 18	<b>De Paul</b>	(A)	<b>79</b>	<b>81</b>
Feb. 20	Vanderbilt	(H)	76	55
Feb. 25	<b>Alabama</b>	(N1)	<b>77</b>	<b>101</b>
Feb. 27	Georgia	(N2)	143	66
Mar. 3	Tennessee	(H)	101	77

#### NCAA TOURNAMENT

(Kentucky represented the SEC in NCAA when champion Alabama declined the bid.)  
(Eastern Regionals) Iowa City, Iowa

Mar. 16	Wayne U.	(A)	84	64
Mar. 17	<b>Iowa</b>	(A)	<b>77</b>	<b>89</b>

2197 1802

† Game not counted in SEC standings.

(N1) Montgomery  
(N2) Louisville

#### 1956-57—Won 23, Lost 5.

COACH: Adolph Rupp  
HONORARY CO-CAPTAINS:  
Ed Beck and Gerry Calvert

Dec. 1	Washington & Lee	(H)	94	66
Dec. 3	Miami (Fla.)	(H)	114	75
Dec. 8	Temple	(A)	73	58
Dec. 10	<b>St. Louis</b>	(H)	<b>70</b>	<b>71</b>
Dec. 15	Maryland	(H)	76	55
Dec. 18	<b>Duke</b>	(A)	<b>84</b>	<b>85</b>

#### UK INVITATIONAL TOURNAMENT

Dec. 21	Southern Methodist		73	67
Dec. 22	Illinois (championship)		91	70

#### SUGAR BOWL (New Orleans, La.)

Dec. 28	Virginia Tech		56	55
Dec. 29	Houston (championship)		111	76

Jan. 5	Georgia Tech	(H)	95	72
Jan. 7	Loyola (Chicago)	(H)	81	62
Jan. 12	Louisiana State	(A)	51	46
Jan. 14	<b>Tulane</b>	(A)	<b>60</b>	<b>68</b>
Jan. 19	Tennessee	(A)	97	72
Jan. 26	Vanderbilt	(A)	91	83
Jan. 28	Georgia Tech	(A)	76	65
Jan. 30	Georgia	(H)	84	53
Feb. 2	Florida	(H)	88	61
Feb. 8	Mississippi	(N1)	75	69
Feb. 11	<b>Mississippi State</b>	(A)	<b>81</b>	<b>89</b>
Feb. 15	Loyola (Chicago)	(A)	115	65
Feb. 18	Vanderbilt	(H)	80	65
Feb. 23	Alabama	(H)	79	60
Feb. 25	Auburn	(H)	103	85
Mar. 2	Tennessee	(H)	93	75

#### SEC CHAMPIONS

#### NCAA TOURNAMENT

(Midwest Regional) Lexington, Ky.

Mar. 15	Pittsburgh		98	92
Mar. 16	<b>Michigan State</b>		<b>68</b>	<b>80</b>

(N1) Memphis

2357 1953

#### 1957-58—Won 23, Lost 6.

COACH: Adolph Rupp  
HONORARY CAPT.: Ed Beck

Dec. 2	Duke	(H)	78	74
Dec. 4	Ohio State	(A)	61	54
Dec. 7	Temple	(H)	85***	83
Dec. 9	<b>Maryland</b>	(A)	<b>62</b>	<b>71</b>

Date	Team	Site	Ky.	Opp.
Dec. 14	St. Louis	(A)	73	60
Dec. 16	<b>Southern Methodist</b>	(A)	<b>64</b>	<b>65</b>

#### UK INVITATIONAL TOURNAMENT

Dec. 20	<b>West Virginia</b>		<b>70</b>	<b>77</b>
Dec. 21	Minnesota		78	58
Dec. 23	Utah State	(H)	92	64
Dec. 30	Loyola (Chicago)	(H)	75	42
Jan. 4	Georgia Tech	(H)	76	60
Jan. 6	Vanderbilt	(A)	86	81
Jan. 11	Louisiana State	(H)	97	52
Jan. 13	Tulane	(H)	86	50
Jan. 18	Tennessee	(H)	77	68
Jan. 27	<b>Georgia Tech</b>	(A)	<b>52</b>	<b>71</b>
Jan. 29	Georgia	(N1)	74	55
Jan. 31	Florida	(A)	78	56
Feb. 8	Mississippi	(H)	96	65
Feb. 10	Mississippi State	(H)	72	62
Feb. 15	<b>Loyola (Chicago)</b>	(A)	<b>56</b>	<b>57</b>
Feb. 17	Vanderbilt	(H)	65	61
Feb. 22	Alabama	(N2)	45	*43
Feb. 24	<b>Auburn</b>	(N3)	<b>63</b>	<b>64</b>
Mar. 1	Tennessee	(A)	77	66

#### SEC CHAMPIONS

#### NCAA TOURNAMENT

(Midwest Regional) Lexington, Ky.

Mar. 14	Miami (Ohio)		94	70
Mar. 15	Notre Dame		89	56

#### (FINALS)

Louisville, Ky.

Mar. 21	Temple		61	60
Mar. 22	Seattle (championship)		84	72

2166 1817

#### NATIONAL COLLEGIATE CHAMPIONS FOR RECORD FOURTH TIME

\*\*\* Three overtime periods.

\* One overtime period.

(N1) Atlanta (N3) Birmingham  
(N2) Montgomery

#### 1958-59—Won 24, Lost 3.

COACH: Adolph Rupp  
HONORARY CAPT.: Johnny Cox

Dec. 1	Florida State	(H)	91	68
Dec. 6	Temple	(A)	76	71
Dec. 8	Duke	(A)	78	64
Dec. 11	Southern Methodist	(H)	72	60
Dec. 13	St. Louis	(H)	76	57
Dec. 15	Maryland	(H)	58	*56

#### UK INVITATIONAL TOURNAMENT

Dec. 19	Ohio State		95	76
Dec. 20	W. Virginia (championship)		97	91
Dec. 29	Navy	(H)	82	69
Dec. 30	Illinois	(N1)	76	75
Jan. 3	Georgia Tech	(H)	72	62
Jan. 6	<b>Vanderbilt</b>	(A)	<b>66</b>	<b>75</b>
Jan. 10	Louisiana State	(A)	76	61
Jan. 12	Tulane	(A)	85	68
Jan. 17	Tennessee	(H)	79	58
Jan. 26	Georgia Tech	(A)	94	70
Jan. 29	Georgia	(H)	108	55
Jan. 31	Florida	(H)	94	51
Feb. 7	Mississippi	(N2)	97	72
Feb. 9	<b>Mississippi State</b>	(A)	<b>58</b>	<b>66</b>
Feb. 14	Notre Dame	(N3)	71	52
Feb. 18	Vanderbilt	(H)	83	71
Feb. 21	Auburn	(H)	75	56
Feb. 23	Alabama	(H)	39	32
Feb. 28	Tennessee	(A)	69	56

#### NCAA TOURNAMENT

(Kentucky represented the SEC in NCAA when champion Miss. State declined the bid.)  
(Midwest Regional) Evanston, Ill.

Mar. 13	<b>Louisville</b>		<b>61</b>	<b>76</b>
---------	-------------------	--	-----------	-----------



Date	Team	Site	Ky.	Opp.
Mar. 14	Marquette		98	69
			2126	1737

\* Denotes overtime period.  
(N1) Louisville (N3) Chicago, Ill.  
(N2) Jackson, Miss.

### 1959-60—Won 18, Lost 7.

COACH: Adolph Rupp  
CO-CAPTS.: Bill Lickert and Don Mills

Dec. 1	Colorado State	(H)	106	73
Dec. 4	UCLA	(A)	68	66
Dec. 5	So. California	(A)	73	87
Dec. 12	St. Louis	(A)	61	73
Dec. 14	Kansas	(A)	77*	72

#### UK INVITATIONAL TOURNAMENT

Dec. 18	North Carolina		76	70
Dec. 19	West Virginia		70	79
Dec. 20	Temple	(N1)	97	92
Dec. 28	Ohio State	(H)	96	93
Jan. 2	Georgia Tech	(H)	54	62
Jan. 5	Vanderbilt	(A)	76	59
Jan. 9	Louisiana State	(H)	77	45
Jan. 11	Tulane	(H)	68	42
Jan. 16	Tennessee	(A)	78	68
Jan. 25	Georgia Tech	(A)	44	65
Jan. 27	Georgia	(N2)	84	60
Jan. 29	Florida	(A)	75	62
Feb. 6	Mississippi	(H)	61	43
Feb. 8	Mississippi State	(H)	90	59
Feb. 13	Notre Dame	(H)	68	65
Feb. 16	Vanderbilt	(H)	68	60
Feb. 20	Auburn	(A)	60	61
Feb. 22	Alabama	(N3)	75	55
Feb. 27	Tennessee	(H)	63	65
Mar. 5	Pittsburgh	(H)	73	66

1838 1642

\* Denotes overtime period.  
(N1) Louisville (N3) Montgomery, Ala.  
(N2) Columbus, Ga.

### 1960-61—Won 19, Lost 9.

COACH: Adolph Rupp  
CAPTAIN: Dick Parsons

Dec. 1	Va. Military Inst.	(H)	72	56
Dec. 3	Florida State	(H)	58	63
Dec. 7	Notre Dame	(N1)	68	62
Dec. 13	North Carolina	(N2)	70	65
Dec. 17	Temple	(A)	58	66

#### UK INVITATIONAL TOURNAMENT

Dec. 21	Illinois		83	78
Dec. 22	St. Louis		72	*74
Dec. 31	Missouri	(H)	81	69
Jan. 2	Miami (Ohio)	(H)	70	58
Jan. 7	Georgia Tech	(H)	89	79
Jan. 9	Vanderbilt	(A)	62	64
Jan. 13	Louisiana State	(A)	59	73
Jan. 14	Tulane	(A)	70	72
Jan. 21	Tennessee	(H)	83	54
Jan. 30	Georgia Tech	(A)	60	62
Feb. 4	Florida	(H)	89	68
Feb. 7	Georgia	(H)	74	67
Feb. 11	Mississippi	(N3)	74	60
Feb. 13	Mississippi State	(A)	68	62
Feb. 17	UCLA	(H)	77	76
Feb. 21	Vanderbilt	(H)	60	59
Feb. 25	Alabama	(H)	80	53
Feb. 27	Auburn	(H)	77	51
Mar. 4	Tennessee	(A)	68	61

#### SEC PLAYOFF (Knoxville, Tenn.)

(To determine SEC representative in NCAA Tournament after champion Miss. State declined bid. Second place Kentucky and Vanderbilt each had 10-4 records.)

Date	Team	Site	Ky.	Opp.
Mar. 9	Vanderbilt		88	67
Mar. 11	Marquette	(N4)	72	88

#### NCAA TOURNAMENT (Midwest Regional) Louisville, Ky.

Mar. 17	Morehead		71	64
Mar. 18	Ohio State		74	87

2027 1858

(N1) Louisville, Ky.  
(N2) Greensboro, N. C.  
(N3) Jackson, Miss.  
(N4) Chicago, Ill.

\* Denotes one overtime period.

### 1961-62—Won 23, Lost 3.

COACH: Adolph Rupp  
CAPTAIN: Larry Pursiful

Dec. 2	Miami (Ohio)	(H)	93	61
Dec. 4	So. California	(H)	77	79
Dec. 11	St. Louis	(H)	86	77
Dec. 16	Baylor	(H)	94	60
Dec. 18	Temple	(H)	78	55

#### UK INVITATIONAL TOURNAMENT

Dec. 22	Tennessee		96	69
Dec. 23	Kansas St. (championship)		80	67
Dec. 27	Yale	(H)	79	58
Dec. 30	Notre Dame	(N1)	100	53
Jan. 2	Virginia	(H)	93	73
Jan. 6	Georgia Tech	(H)	89	70
Jan. 8	Vanderbilt	(A)	77	68
Jan. 12	Louisiana State	(H)	84	63
Jan. 15	Tennessee	(A)	95	82
Jan. 29	Georgia Tech	(A)	71	62
Jan. 31	Georgia	(N2)	86	59
Feb. 2	Florida	(A)	81	69
Feb. 10	Mississippi	(H)	83	60
Feb. 12	Mississippi State	(H)	44	49
Feb. 19	Vanderbilt	(H)	87	80
Feb. 24	Alabama	(A)	73	65
Feb. 26	Auburn	(A)	63	60
Mar. 5	Tulane	(H)	97	72
Mar. 10	Tennessee	(H)	90	59

#### SEC CO-CHAMPIONS

#### NCAA TOURNAMENT

(Midwest Regional) Iowa City, Iowa

Mar. 16	Butler		81	60
Mar. 17	Ohio State		64	74

2141 1704

(N1) Freedom Hall, Louisville  
(N2) Ga. Tech Coliseum, Atlanta

### 1962-63—Won 16, Lost 9.

COACH: Adolph Rupp  
CAPTAIN: Scotty Baesler

Dec. 1	Virginia Tech	(H)	77	80
Dec. 8	Temple	(A)	56	52
Dec. 12	Florida State	(H)	83	54
Dec. 15	Northwestern	(H)	71	60
Dec. 17	North Carolina	(H)	66	68

#### UK INVITATIONAL TOURNAMENT

Dec. 21	Iowa		94	69
Dec. 22	West Va. (Championship)		79	75
Dec. 27	Dartmouth	(H)	95	49
Dec. 29	Notre Dame	(N1)	78	70
Dec. 31	St. Louis	(A)	63	87
Jan. 5	Georgia Tech	(H)	85	*86
Jan. 7	Vanderbilt	(A)	106	82
Jan. 11	Louisiana State	(A)	63	56
Jan. 12	Tulane	(A)	81	72
Jan. 19	Tennessee	(H)	69	*78
Jan. 26	Xavier	(H)	90	76
Jan. 28	Georgia Tech	(A)	62	66
Jan. 31	Georgia	(H)	74	67
Feb. 2	Florida	(H)	94	71



Date	Team	Site	Ky.	Opp.
Feb. 9	Mississippi	(N2)	75	69
Feb. 11	Mississippi State	(A)	52	56
Feb. 18	Vanderbilt	(H)	67	69
Feb. 23	Auburn	(H)	78	59
Feb. 25	Alabama	(H)	80	63
Mar. 2	Tennessee	(A)	55	63

1893 1697

(N1) Louisville (N2) Jackson

\* Denotes overtime periods

### 1963-64—Won 21, Lost 6.

COACH: Adolph Rupp

CO-CAPTS.: Cotton Nash and Ted Deeken

Nov. 30	Virginia	(H)	75	64
Dec. 2	Texas Tech	(H)	107	91
Dec. 7	Northwestern	(A)	95	63
Dec. 9	North Carolina	(H)	100	80
Dec. 14	Baylor	(H)	101	65

#### UK INVITATIONAL TOURNAMENT

Dec. 20	Wisconsin		108	85
Dec. 21	Wake Forest		98	75

(Championship)

Dec. 28	Notre Dame	(N1)	101	81
---------	------------	------	-----	----

#### SUGAR BOWL (New Orleans, La.)

Dec. 30	Loyola (La.)		86	64
Dec. 31	Duke (Championship)		81	79

Jan. 4	Georgia Tech	(A)	67	76
Jan. 6	Vanderbilt	(A)	83	85
Jan. 10	Louisiana State	(H)	103	84
Jan. 11	Tulane	(H)	105	63
Jan. 18	Tennessee	(H)	66	57
Jan. 25	Georgia Tech	(H)	79	62
Feb. 1	Florida	(A)	77	72
Feb. 3	Georgia	(A)	103	83
Feb. 8	Mississippi	(H)	102	59
Feb. 10	Mississippi State	(H)	65	59
Feb. 17	Vanderbilt	(H)	104	73
Feb. 22	Auburn	(N2)	99	79
Feb. 24	Alabama	(A)	59	65
Feb. 29	Tennessee	(A)	42	38
Mar. 2	St. Louis	(H)	60	67

#### SEC CHAMPIONS

#### NCAA TOURNAMENT

(Midwest Regional)  
Minneapolis, Minn.

Mar. 13	Ohio University		69	85
Mar. 14	Loyola (Chicago)		91	100

2326 1954

(N1) Louisville

(N2) Montgomery, Ala.

### 1964-65—Won 15, Lost 10.

COACH: Adolph Rupp

CAPTAIN: Randy Embry

Dec. 4	Iowa	(H)	85	77
Dec. 7	North Carolina	(N1)	67	82
Dec. 9	Iowa State	(H)	100	74
Dec. 12	Syracuse	(H)	110	77

#### UK INVITATIONAL TOURNAMENT

Dec. 18	West Virginia		102	78
Dec. 19	Illinois		86	91

Dec. 22	St. Louis	(A)	75	80
Dec. 29	Notre Dame	(N2)	97	111
Jan. 2	Dartmouth	(H)	107	67
Jan. 5	Vanderbilt	(H)	79	97
Jan. 9	Louisiana State	(A)	79	66
Jan. 11	Tulane	(A)	102	72
Jan. 16	Tennessee	(A)	58	77
Jan. 18	Auburn	(H)	73	67
Jan. 23	Florida	(A)	68	84

Date	Team	Site	Ky.	Opp.
Jan. 25	Georgia	(A)	102	82
Jan. 30	Florida	(H)	78	61
Feb. 1	Georgia	(H)	96	64
Feb. 6	Mississippi	(H)	102	65
Feb. 8	Mississippi State	(H)	74	56
Feb. 16	Vanderbilt	(A)	90	91
Feb. 20	Auburn	(A)	69	88
Feb. 22	Alabama	(A)	71	75
Feb. 27	Tennessee	(H)	61	60
Mar. 1	Alabama	(H)	78	72

2109 1914

(N1) Charlotte, N. C.

(N2) Louisville, Ky.

### 1965-66—Won 32, Lost 2.

COACH: Adolph Rupp

HON. CAPT.: (None)

Dec. 1	Hardin-Simmons	(H)	83	55
Dec. 4	Virginia	(A)	99	73
Dec. 8	Illinois	(A)	86	68
Dec. 11	Northwestern	(H)	86	75

#### UK INVITATIONAL TOURNAMENT

Dec. 17	Air Force		78	58
Dec. 18	Indiana (Championship)		91	56

Dec. 22	Texas Tech	(A)	89	73
Dec. 29	Notre Dame	(N1)	103	69
Jan. 3	St. Louis	(H)	80	70
Jan. 8	Florida	(A)	78	64
Jan. 10	Georgia	(A)	69	**65
Jan. 15	Vanderbilt	(H)	96	83
Jan. 24	Louisiana State	(H)	111	85
Jan. 29	Auburn	(H)	115	78
Jan. 31	Alabama	(H)	82	62
Feb. 2	Vanderbilt	(A)	105	90
Feb. 5	Georgia	(H)	74	50
Feb. 7	Florida	(H)	85	75
Feb. 12	Auburn	(A)	77	64
Feb. 14	Alabama	(A)	90	67
Feb. 19	Mississippi State	(A)	73	69
Feb. 21	Mississippi	(A)	108	65
Feb. 26	Tennessee	(H)	78	64
Mar. 5	Tennessee	(A)	62	69
Mar. 7	Tulane	(H)	103	74

#### SEC Champions

#### NCAA TOURNAMENT

(Midwest Regional—Iowa City, Iowa)

Mar. 11	Dayton		86	79
Mar. 12	Michigan		84	77

(Finals—College Park, Md.)

Mar. 18	Duke		83	79
Mar. 19	Texas Western		65	72

2519 2028

#### INTERNATIONAL UNIVERSITIES TOURNAMENT

Tel Aviv, Israel

Aug. 3	Warsaw Univ.		67	58
Aug. 4	Cambridge Univ.		104	45
Aug. 6	Salonika Univ.		91	60
Aug. 10	Istanbul Univ.		82	36
Aug. 11	Warsaw Univ.		87	57

(Championship)

2950 2284

(N1) Louisville

\*\* Double overtime

### 1966-67—Won 13, Lost 13.

COACH: Adolph Rupp

HON. CAPT.: (None)

Dec. 3	Virginia	(H)	104	84
Dec. 5	Illinois	(H)	97	*98
Dec. 10	Northwestern	(A)	118	116
Dec. 13	North Carolina	(H)	55	64



Date	Team	Site	Ky.	Opp.
<b>Dec. 17</b>	<b>Florida</b>	(H)	<b>75</b>	<b>78</b>
UK INVITATIONAL TOURNAMENT				
Dec. 22	Oregon State		96	66
Dec. 23	Kansas St. (Championship)		83	79
<b>Dec. 28</b>	<b>Cornell</b>	(H)	<b>77</b>	<b>92</b>
Dec. 31	Notre Dame	(N1)	96	85
<b>Jan. 5</b>	<b>Vanderbilt</b>	(H)	<b>89</b>	<b>*91</b>
<b>Jan. 14</b>	<b>Florida</b>	(A)	<b>72</b>	<b>89</b>
<b>Jan. 16</b>	<b>Georgia</b>	(A)	<b>40</b>	<b>49</b>
Jan. 21	Auburn	(H)	60	58
<b>Jan. 23</b>	<b>Tennessee</b>	(H)	<b>50</b>	<b>**52</b>
Jan. 28	Louisiana State	(H)	102	72
Jan. 30	Mississippi	(H)	96	53
Feb. 4	Louisiana State	(A)	105	84
Feb. 6	Mississippi	(A)	79	70
<b>Feb. 11</b>	<b>Mississippi State</b>	(H)	<b>72</b>	<b>*77</b>
<b>Feb. 13</b>	<b>Tennessee</b>	(A)	<b>57</b>	<b>76</b>
Feb. 18	Mississippi State	(A)	103	74
Feb. 20	Georgia	(H)	101	76
<b>Feb. 25</b>	<b>Alabama</b>	(A)	<b>71</b>	<b>81</b>
<b>Feb. 27</b>	<b>Auburn</b>	(A)	<b>49</b>	<b>60</b>
<b>Mar. 4</b>	<b>Vanderbilt</b>	(A)	<b>94</b>	<b>110</b>
Mar. 6	Alabama	(H)	110	78

2151 2012

(N1) Louisville

\* Overtime

\*\* Double Overtime

### 1967-68—Won 22, Lost 5.

COACH: Adolph Rupp

CAPTAIN: Thad Jaracz

Dec. 2	Michigan	(A)	96	79
Dec. 4	Florida	(H)	99	76
Dec. 6	Xavier	(H)	111	76
Dec. 9	Pennsylvania	(H)	64	49
<b>Dec. 12</b>	<b>North Carolina</b>	(N1)	<b>77</b>	<b>84</b>

#### UK INVITATIONAL TOURNAMENT

Dec. 22	Dayton		88	85
Dec. 23	South Carolina		76	66
(Championship)				
Dec. 30	Notre Dame	(N2)	81	73
Jan. 6	Vanderbilt	(A)	94	78
Jan. 8	Alabama	(A)	84	76
<b>Jan. 13</b>	<b>Florida</b>	(A)	<b>78</b>	<b>96</b>
Jan. 15	Georgia	(H)	104	73
<b>Jan. 20</b>	<b>Auburn</b>	(A)	<b>73</b>	<b>74</b>
<b>Jan. 22</b>	<b>Tennessee</b>	(A)	<b>59</b>	<b>87</b>
Jan. 27	Louisiana State	(A)	121	95
Jan. 29	Mississippi	(A)	85	76
Feb. 3	Louisiana State	(H)	109	96
Feb. 5	Mississippi	(H)	78	62
Feb. 10	Mississippi State	(A)	92	84
Feb. 12	Tennessee	(H)	60	59
Feb. 17	Mississippi State	(H)	107	81
Feb. 19	Georgia	(A)	106	87
Feb. 24	Alabama	(H)	96	83
Feb. 26	Auburn	(H)	89	57
Mar. 2	Vanderbilt	(H)	85	80

SEC Champions

NCAA TOURNAMENT

MIDEAST REGIONAL

Lexington, Ky.

Mar. 15	Marquette		107	89
<b>Mar. 16</b>	<b>Ohio State</b>		<b>81</b>	<b>82</b>

2400 2103

(N1) Greensboro, N.C. (N2) Louisville

### 1968-69—Won 23, Lost 5.

COACH: Adolph Rupp

CAPTAIN: Phil Argento

Nov. 30	Xavier	(H)	115	77
Dec. 2	Miami	(A)	86	77

Date	Team	Site	Ky.	Opp.
<b>Dec. 7</b>	<b>North Carolina</b>	(H)	<b>77</b>	<b>87</b>
Dec. 14	Pennsylvania	(A)	102	78
UK INVITATIONAL TOURNAMENT				
Dec. 20	Michigan		112	104
Dec. 21	Army		80	65
(Championship)				
Dec. 28	Notre Dame	(N1)	110	90
<b>Dec. 31</b>	<b>Wisconsin</b>	(N2)	<b>65</b>	<b>69</b>
Jan. 4	Mississippi	(A)	69	59
Jan. 6	Mississippi State	(A)	91	72
Jan. 11	Florida	(H)	88	67
Jan. 13	Georgia	(H)	88	68
Jan. 18	Tennessee	(A)	69	66
Jan. 25	Louisiana State	(A)	108	96
Jan. 27	Alabama	(A)	83	*70
Feb. 1	Vanderbilt	(H)	103	89
Feb. 3	Auburn	(H)	105	93
Feb. 8	Mississippi	(H)	104	68
Feb. 10	Mississippi State	(H)	91	69
<b>Feb. 15</b>	<b>Florida</b>	(A)	<b>81</b>	<b>82</b>
Feb. 17	Georgia	(A)	85	77
Feb. 22	Louisiana State	(H)	103	89
Feb. 26	Alabama	(H)	108	79
<b>Mar. 1</b>	<b>Vanderbilt</b>	(A)	<b>99</b>	<b>101</b>
Mar. 3	Auburn	(A)	90	86
Mar. 8	Tennessee	(H)	84	69

SEC Champions

NCAA TOURNAMENT

MIDEAST (Madison, Wisc.)

<b>Mar. 13</b>	<b>Marquette</b>	(N)	<b>74</b>	<b>81</b>
Mar. 15	Miami	(N)	72	71

2542 2199

(N1) Louisville; (N2) Chicago

### 1969-70—Won 26, Lost 2.

COACH: Adolph Rupp

CO-CAPTAINS: Dan Issel and Mike Pratt

Dec. 1	West Virginia	(H)	106	87
Dec. 6	Kansas	(H)	115	85
Dec. 8	North Carolina	(N1)	94	87
Dec. 13	Indiana	(H)	109	92

#### UK INVITATIONAL TOURNAMENT

Dec. 19	Navy		73	59
Dec. 20	Duke		98	76

(Championship)

Dec. 27	Notre Dame	(N2)	102	100
Dec. 29	Miami (Ohio)	(H)	80	58
Jan. 3	Mississippi	(H)	95	73
Jan. 5	Mississippi State	(H)	111	76
Jan. 10	Florida	(A)	88	69
Jan. 12	Georgia	(A)	72	71
Jan. 17	Tennessee	(H)	68	52
Jan. 24	Louisiana State	(H)	109	96
Jan. 26	Alabama	(H)	86	71
<b>Jan. 31</b>	<b>Vanderbilt</b>	(A)	<b>81</b>	<b>89</b>
Feb. 2	Auburn	(A)	84	83
Feb. 7	Mississippi	(A)	120	85
Feb. 9	Mississippi State	(A)	86	57
Feb. 14	Florida	(H)	110	66
Feb. 16	Georgia	(H)	116	86
Feb. 21	Louisiana State	(A)	121	105
Feb. 23	Alabama	(A)	98	89
Feb. 28	Vanderbilt	(H)	90	86
Mar. 2	Auburn	(H)	102	81
Mar. 7	Tennessee	(A)	86	69

SEC Champions

NCAA TOURNAMENT

MIDEAST (Columbus, Ohio)

Mar. 12	Notre Dame	(N3)	109	99
<b>Mar. 14</b>	<b>Jacksonville</b>	(N3)	<b>100</b>	<b>106</b>

2709 2253

(N1) Charlotte, N.C.; (N2) Louisville;  
(N3) Columbus, Ohio



Date Team Site Ky. Opp.  
**1970-71—Won 22, Lost 6.**

COACH: Adolph Rupp  
 HON. CO-CAPTAINS: Mike Casey and Larry Steele

Dec. 1	Northwestern	(A)	115	100
Dec. 5	Michigan	(H)	104	93
Dec. 7	West Virginia	(A)	106	100
Dec. 12	Indiana	(A)	95	93

UK INVITATIONAL TOURNAMENT

Dec. 18	De Paul		106	85
Dec. 19	Purdue		83	89

(Championship)

Dec. 22	Oregon State	(H)	84	78
Dec. 29	Notre Dame	(N1)	92	99
Jan. 2	Mississippi	(A)	103	95
Jan. 4	Miss. State	(A)	79	71
Jan. 9	Florida	(H)	101	75
Jan. 11	Georgia	(H)	79	66
Jan. 16	Tennessee	(A)	71	75
Jan. 23	Louisiana State	(A)	82	79
Jan. 25	Alabama	(A)	86	73
Jan. 30	Vanderbilt	(H)	102	92
Feb. 1	Auburn	(H)	114	76
Feb. 6	Mississippi	(H)	121	86
Feb. 8	Miss. State	(H)	102	83
Feb. 13	Florida	(A)	65	74
Feb. 15	Georgia	(A)	107	95
Feb. 20	Louisiana State	(H)	110	73
Feb. 22	Alabama	(H)	101	74
Feb. 27	Vanderbilt	(A)	119	90
Mar. 1	Auburn	(A)	102	83
Mar. 6	Tennessee	(H)	84	78

SEC Champions

NCAA TOURNAMENT

MIDEAST REGIONAL (Athens, Ga.)

Mar. 18	Western Ky. (N2)		83	107
Mar. 20	Marquette (N2)		74	91

2670 2373

(N1) Louisville; (N2) Athens, Ga.

**1971-72—Won 21, Lost 7.**

COACH: Adolph Rupp

HON. CO-CAPTAINS: Stan Key and Tom Parker

Dec. 1	Northwestern	(H)	94	85
Dec. 4	Kansas	(A)	79	69
Dec. 6	Kansas State	(A)	71	64
Dec. 11	Indiana	(N1)	89	**90
Dec. 13	Michigan State	(H)	85	91

UK INVITATIONAL TOURNAMENT

Dec. 17	Missouri		83	79
Dec. 18	Princeton		96	82

(Championship)

Dec. 28	Notre Dame	(N1)	83	67
Jan. 8	Mississippi	(H)	93	82
Jan. 10	Mississippi State	(H)	104	76
Jan. 15	Florida	(A)	70	72
Jan. 17	Georgia	(A)	73	85
Jan. 22	Tennessee	(H)	72	70
Jan. 24	Vanderbilt	(H)	106	80
Jan. 29	Louisiana State	(H)	89	71
Jan. 31	Alabama	(H)	77	74
Feb. 5	Vanderbilt	(A)	85	*80
Feb. 7	Auburn	(A)	78	72
Feb. 12	Mississippi	(A)	90	82
Feb. 14	Mississippi State	(A)	63	55
Feb. 19	Florida	(H)	95	68
Feb. 21	Georgia	(H)	87	63
Feb. 26	Louisiana State	(A)	71	88
Feb. 28	Alabama	(A)	70	73
Mar. 6	Auburn	(H)	102	67
Mar. 9	Tennessee	(A)	67	66

SEC Co-Champions (Earned NCAA bid by beating Tennessee twice)

NCAA TOURNAMENT

MIDEAST REGIONAL (Dayton, Ohio)

Date	Team	Site	Ky.	Opp.
Mar. 16	Marquette	(N2)	85	69
Mar. 18	Florida State	(N2)	54	73

2311 2093

(N1) Louisville; (N2) Dayton, Ohio

JOE HALL ERA

**1972-73—Won 20, Lost 8.**

COACH: Joe B. Hall

HON. CAPTAIN: Jim Andrews

Nov. 29	Chilean NAT (Exh)†	(H)	125	62
Dec. 2	Michigan State	(A)	75	66
Dec. 4	Iowa	(H)	66	79
Dec. 9	Indiana	(A)	58	64
Dec. 11	North Carolina	(N1)	70	78

UK INVITATIONAL TOURNAMENT

Dec. 15	Nebraska		85	60
Dec. 16	Oregon		95	68

(Championship)

Dec. 23	Kansas	(H)	77	71
Dec. 30	Notre Dame	(N1)	65	63
Jan. 6	Mississippi	(A)	58	61
Jan. 8	Mississippi State	(A)	90	81
Jan. 13	Florida	(H)	95	65
Jan. 15	Georgia	(H)	89	68
Jan. 20	Tennessee	(A)	64	65
Jan. 22	Vanderbilt	(A)	75	76
Jan. 27	Louisiana State	(A)	86	71
Jan. 29	Alabama	(A)	95	93
Feb. 3	Vanderbilt	(H)	76	83
Feb. 5	Auburn	(H)	88	57
Feb. 10	Mississippi	(H)	88	70
Feb. 12	Mississippi State	(H)	100	*87
Feb. 17	Florida	(A)	94	83
Feb. 19	Georgia	(A)	99	86
Feb. 24	Louisiana State	(H)	94	76
Feb. 26	Alabama	(H)	111	95
Mar. 3	Auburn	(A)	91	79
Mar. 8	Tennessee	(H)	86	81

SEC Champions

NCAA TOURNAMENT

MIDEAST REGIONAL (Nashville, Tenn.)

Austin Peay	(N2)	106	*100
Indiana	(N2)	65	72

2341 2098

(N1) Louisville; (N2) Nashville, Tenn.)

† Not counted in win or pts. total.

**1973-74—Won 13, Lost 13**

COACH: Joe B. Hall

CAPTAIN: Ronnie Lyons

Dec. 1	Miami (O.)	(H)	81	68
Dec. 3	Kansas	(A)	63	71
Dec. 8	Indiana	(N1)	68	77
Dec. 10	North Carolina	(N2)	84	101
Dec. 14	Iowa	(A)	88	80

UK INVITATIONAL TOURNAMENT

Dec. 21	Dartmouth		102	77
Dec. 22	Stanford		78	77

(Championship)

Dec. 29	Notre Dame	(N1)	79	94
Jan. 5	Louisiana State	(A)	84	95
Jan. 7	Georgia	(H)	80	74
Jan. 12	Auburn	(H)	79	58
Jan. 14	Tennessee	(A)	54	67
Jan. 19	Mississippi	(H)	93	64
Jan. 21	Alabama	(A)	77	81
Jan. 26	Florida	(A)	91	82
Jan. 28	Vanderbilt	(H)	65	82
Feb. 2	Mississippi State	(A)	82	70
Feb. 4	Louisiana State	(H)	73	70
Feb. 9	Georgia	(A)	86	72
Feb. 11	Auburn	(A)	97	*99
Feb. 16	Tennessee	(H)	61	58
Feb. 18	Mississippi	(A)	60	61
Feb. 23	Alabama	(H)	71	94
Feb. 25	Florida	(H)	65	75
Mar. 2	Vanderbilt	(A)	69	71
Mar. 4	Mississippi State	(H)	108	69

(N1) Louisville; (N2) Greensboro, N.C.



Date	Team	Ky.	Opp.
1974 AUSTRALIAN EXHIBITION TOUR (Not Counted in Won-Lost Record)			
May 13	Tahitian National Team	116	62
May 17	<b>Australia</b>	<b>87</b>	<b>97</b>
May 18	Newcastle	90	78
May 19	N.S.W. All Stars	123	67
May 21	Illawarra Hawks	115	57
May 22	N.S.W. All Stars	106	50
May 23	A.C.T.	96	69
May 25	Bulleen Heidelberg	88	83
May 26	St. Kilda Business House	80	67
May 27	Nunawading	99	82
May 28	<b>Melbourne</b>	<b>79</b>	<b>86</b>
May 30	Gippsland All Stars	127	74
May 31	Bulleen Heidelberg	72	71
June 1	Laker All Stars	111	83
June 3	So. Australian All Stars	109	96
June 4	So. Australian All Stars	110	81
June 5	So. Australian All Stars	111	84
June 6	Coburg	108	82
June 7	St. Kilda Business House	96	85

1923 1454

### 1974-75—Won 26, Lost 5

COACH: Joe B. Hall

CAPTAIN: Jimmy Dan Conner

Nov. 25	Ath. in Action†	(H)	103	65
Nov. 30	Northwestern	(H)	97	70
Dec. 2	Miami (O.)	(A)	80	73
Dec. 7	<b>Indiana</b>	(A)	<b>74</b>	<b>98</b>
Dec. 9	North Carolina	(N1)	90	78

#### UK INVITATIONAL TOURNAMENT

Dec. 20	Washington State		97	75
Dec. 21	Oklahoma State		90	65

(Championship)

Dec. 23	Kansas	(N1)	100	63
Dec. 28	Notre Dame	(N1)	113	96
Jan. 4	L. S. U.	(H)	115	80
Jan. 6	Georgia	(A)	96	77
Jan. 11	<b>Auburn</b>	(A)	<b>85</b>	<b>90</b>
Jan. 13	Tennessee	(H)	88	82
Jan. 18	Mississippi	(A)	85	82
Jan. 20	Alabama	(H)	74	69
Jan. 25	Florida	(H)	87	65
Jan. 27	Vanderbilt	(A)	91	90
Feb. 1	Mississippi State	(H)	112	79
Feb. 3	L. S. U.	(A)	77	76
Feb. 8	Georgia	(H)	75	61
Feb. 10	Auburn	(H)	119	76
Feb. 15	<b>Tennessee</b>	(A)	<b>98</b>	<b>103</b>
Feb. 17	Mississippi	(H)	108	89
Feb. 22	Alabama	(A)	84	79
Feb. 24	<b>Florida</b>	(A)	<b>58</b>	<b>66</b>
Mar. 1	Vanderbilt	(H)	109	84
Mar. 8	Mississippi State	(A)	118	80

SEC Co-Champions

#### NCAA TOURNAMENT

Mideast Regional

(Tuscaloosa, Ala., and Dayton, O.)

Mar. 15	Marquette	(N2)	76	54
Mar. 20	Central Michigan	(N3)	90	73
Mar. 22	Indiana	(N3)	92	90
Finals (San Diego, CA.)				
Mar. 29	Syracuse	(N4)	95	79
Mar. 31	<b>UCLA</b>	(N4)	<b>85</b>	<b>92</b>

2858 2434

† Exhibition—Not counted in won-lost record.  
(N1) Louisville; (N2) Tuscaloosa, Ala.; (N3) Dayton, O.; (N4) San Diego, CA.

### 1975-76—Won 20, Lost 10

COACH: Joe B. Hall

CAPTAIN: Jack Givens

Nov. 22	Yugoslavia (EXH.)†	(H)	75	74
Dec. 1	<b>Northwestern</b>	(A)	<b>77</b>	<b>89</b>
Dec. 8	<b>North Carolina</b>	(N1)	<b>77</b>	<b>90</b>
Dec. 10	Miami	(H)	91	69

Date	Team	Site	Ky.	Opp.
Dec. 13	Kansas	(A)	54	48
Dec. 15	<b>Indiana</b>	(N2)	<b>68</b>	<b>*77</b>

#### UK INVITATIONAL TOURNAMENT

Dec. 19	Georgia Tech		66	64
Dec. 20	Oregon State		82	74

(Championship)

Dec. 30	Notre Dame	(N2)	79	77
Jan. 3	<b>Mississippi State</b>	(A)	<b>73</b>	<b>77</b>
Jan. 5	<b>Alabama</b>	(A)	<b>63</b>	<b>76</b>
Jan. 10	<b>Tennessee</b>	(H)	<b>88</b>	<b>*90</b>
Jan. 12	Georgia	(H)	92	76
Jan. 17	Vanderbilt	(H)	77	76
Jan. 24	Florida	(A)	89	82
Jan. 26	<b>Auburn</b>	(A)	<b>84</b>	<b>*91</b>
Jan. 31	Mississippi	(H)	89	81
Feb. 2	Louisiana State	(H)	85	71
Feb. 7	<b>Tennessee</b>	(A)	<b>85</b>	<b>92</b>
Feb. 9	<b>Georgia</b>	(A)	<b>81</b>	<b>86</b>
Feb. 14	<b>Vanderbilt</b>	(A)	<b>65</b>	<b>69</b>
Feb. 21	Florida	(H)	96	89
Feb. 23	Auburn	(H)	93	82
Feb. 28	Mississippi	(A)	94	87
Mar. 1	Louisiana State	(A)	85	70
Mar. 6	Alabama	(H)	90	85
Mar. 8	Mississippi State	(H)	94	*93

#### NATIONAL INVITATION TOURNAMENT New York, N.Y.

Mar. 13	Niagra		67	61
Mar. 16	Kansas State		81	78
Mar. 18	Providence		79	78
Mar. 21	U.N.C. Charlotte		71	67

(Championship)

2415 2345

† Exhibition—Not counted in won-lost record.  
(N1) Charlotte, N.C.; (N2) Louisville.

### 1976-77—Won 26, Lost 4

COACH: Joe B. Hall

CAPTAINS: Larry Johnson and Merion Haskins

Date	Team	Site	Ky.	Opp.
Nov. 22	Marat'n Oil (EXH)†	(N1)	110	93
Nov. 27	Wisconsin	(H)	72	64
Dec. 2	Texas Christian	(H)	103	53
Dec. 6	Indiana	(A)	66	51
Dec. 11	Kansas	(H)	90	63
Dec. 13	South Carolina	(A)	98	67

#### UK INVITATIONAL TOURNAMENT

Dec. 17	Bowling Green		77	59
Dec. 18	<b>Utah</b>		<b>68</b>	<b>70</b>

(Championship)

Dec. 30	Notre Dame	(N2)	102	78
Jan. 3	Georgia	(H)	64*	59
Jan. 8	Vanderbilt	(A)	64	62
Jan. 12	<b>Tennessee</b>	(H)	<b>67*</b>	<b>71</b>
Jan. 15	Auburn	(A)	75	68
Jan. 17	Florida	(A)	73	71
Jan. 22	Louisiana State	(H)	87	72
Jan. 24	Mississippi	(H)	100	73
Jan. 29	Alabama	(A)	87	85
Jan. 31	Mississippi State	(A)	92	85
Feb. 5	Vanderbilt	(H)	113	73
Feb. 7	Florida State	(N2)	97	57
Feb. 12	Auburn	(H)	89	82
Feb. 14	Florida	(H)	104	78
Feb. 19	Louisiana State	(A)	90	76
Feb. 21	Mississippi	(A)	81	69
Feb. 26	Alabama	(H)	85	70
Feb. 28	Mississippi State	(H)	77	64
Mar. 5	<b>Tennessee</b>	(A)	<b>79</b>	<b>81</b>
Mar. 7	Georgia	(A)	72	54

#### NCAA TOURNAMENT

East Regional

(Philadelphia, Pa., and College Park, Md.)

Mar. 12	Princeton	(N3)	72	58
Mar. 17	VMI	(N4)	93	78
Mar. 19	<b>North Carolina</b>	(N4)	<b>72</b>	<b>79</b>

† Exhibition—Not counted in won-lost record.  
(N1) Memorial Coliseum; (N2) Louisville, Ky.; (N3) Philadelphia, Pa.; (N4) College Park, Md.





1977-78 Student Managers, Trainer, Statisticians—Front Row—Mike Murphy, Mgr., Barbara Higgins, Statistician, Tony Sosby, Mgr., Bill Leitsch, Statistician. Back Row—Don Sullivan, Head Mgr., George Fletcher, Mgr., Mark Farrell, Trn., John Kinney and Robb Bolton, Mgr's.



(Editor's Note—The following mug shots of Wildcat personnel on pages 116-119 are shot one-column at 100-line screen specifically for newspaper reproduction.)



Cliff Hagan



Joe B. Hall



Dick Parsons




Leonard Hamilton






Joe Dean




Jack Givens




James Lee







Mike Phillips



Rick Robey




Dwane Casey




Truman Claytor







Tim Stephens



Jay Shidler




Kyle Macy



LaVon Williams






Fred Cowan



Chris Gettelfinger




Chuck Aleksinas



Scott Courts





TOBACCO HOUSING AT HALL'S HARRISON COUNTY FARM—Not only does UK coach Joe B. Hall produce championship basketball teams, but he also grows the best in Kentucky burley tobacco. Shown peering out of the barn with Hall are Kyle Macy and Rick Robey, two of several players who annually get a "taste" of farm life in Kentucky.



## UK BASKETBALL HOUSE NEARS COMPLETION

A long-time dream of head coach Joe B. Hall envisioned a unique and comfortable home in which to house the student-athletes who are to carry on the world renown University of Kentucky basketball tradition.

With the Sept. 1976 formation of the Wildcat Foundation, Inc., the wheels were put in motion to make that dream a reality. The Foundation, with the blessing of University officials, who donated the land across from Memorial Coliseum on which the house is built, went about the vigorous task of seeking donors, as all monies were to be received by private subscription.

That seemingly unreachable goal was attained with the tireless guidance of Hall, who spent most of the spring and summer on the road with the Foundation "message."

"We intend to create a more wholesome atmosphere 24 hours a day, to expand our influence on our players off the court as well as on," said Hall. "This structure, which has been made possible through the generosity and unwavering support of loyal Kentucky fans from all walks of life, not only will lend that wholesome atmosphere, but will serve as a constant reminder to our team on the impact of basketball in Kentucky."

Upon completion, the property will be deeded in full to the University.



Designed by the firm of Chrisman, Miller, Wallace, Inc., of Lexington, the home will be a concept that can be adapted to changing times. Its architecture and the interior planning will guarantee the University full latitude for future utilization, no matter the needs of the basketball program.

The Wildcats are scheduled to move in the new house in January.

Highlights include:


- Interior Openness featuring overlooking balconies.
- A two-story atrium.
- Fireplaces at three different levels, faced with native Kentucky coal, stone and brick.
- Library and study area.
- Living room and patio.
- 16 bedrooms.
- Dining/meeting room area and kitchen.
- Four guest suites.
- Resident manager's (housemother) apartment.
- Student manager's apartment.
- Meeting and projection room.
- Health and Sauna room.
- Game room.
- Laundry.






**WILDCAT BASKETBALL HOUSE**—Shown are the main, front entrance (top), and rear entrance (bottom). The house is divided into three areas—the front ground floor features living and study areas, and apartments for student and resident managers, while the rear area features living quarters for team personnel. A lower area features recreation, film room and health (sauna) rooms.





**PATIO AREA**—The patio is located directly off the main living room, in which a coal-faced fireplace is located. The patio and sun-porch was located with a southerly exposure to capture the afternoon sun.






THE JUNIOR CLASS—From left: Truman Claytor and Dwane Casey.





THE SOPHOMORE CLASS—From left: Kyle Macy, LaVon Williams, Tim Stephens and Jay Shidler.





THE FRESHMAN CLASS—From left: Fred Cowan, Chuck Aleksinas, Scott Courts and Chris Gettelfinger.





LEDFORD



HACKER



TREASE



WATERS

## KENTUCKY RADIO, TELEVISION NETWORKS RANK WITH BEST IN NATION

Kentucky basketball has captured the imagination of fans throughout the country for years and the UK Radio Network deserves a large share of credit for popularizing Wildcat basketball into the far reaches of the East, Midwest and South.

Synonymous with the Wildcats is sportscaster Cawood Ledford, Sports Director of WHAS-Radio-TV, Louisville, who enters his 11th year with the network and 24th year of covering Kentucky.

Assisting Ledford is Ralph Hacker, station manager of WVLK Radio in Lexington, who enters his fourth year as color commentator for the network after having covered the Wildcats for 10 years. Together, this broadcasting team brings all the excitement and color of UK basketball, both on and off the court, to a large radio audience.

Co-originating stations for the Lexington based firm of Jim Host and Associates, Inc., which owns broadcast rights to the network, are WHAS (840kc) and WVLK (590kc). Now entering its second three-year contract, the Host firm has built up the network from 27 stations to a record total of 82 stations, one of the nation's largest collegiate basketball networks.

The UK Television Network enters its seventh year with WAVE-TV of Louisville as the Coordinator.

The Network, which handles delayed telecasts of Wildcat games in Rupp Arena, and three live home games—SMU, Indiana and South Carolina, covers a five state area this year, including WFIE of Evansville, Ind., WSAZ of Huntington, W. Va., WZTV of Nashville, and WXIX of Cincinnati.

Games in the University of Kentucky Invitational Tournament will be telecast live if both sessions are sellouts, otherwise, it will be on a delayed basis.

Tipoff time for regular season delayed games is 11:30 p.m., EST.

Handling the play-by-play and color for the telecasts are Denny Trease, Sports Director of WKYT-TV, Lexington, and Randy Waters of WAVE-TV, Louisville.

### TELEVISION COVERAGE

The following stations are included on the network:

#### Live and Delayed:

- Ch. 3—WAVE-TV, Louisville
- Ch. 27—WKYT-TV, Lexington
- Ch. 57—WKYH-TV, Hazard
- Ch. 3—WSAZ-TV, Huntington, W. Va.
- Ch. 14—WFIE-TV, Evansville, Ind.

#### Selected Games:

- Ch. 6—WPSD-TV, Paducah, Ky.
- Ch. 13—WBKO-TV, Bowling Green
- Ch. 17—WZTV-TV, Nashville, Tenn.
- Ch. 19—WXIX-TV, Cincinnati, Ohio





New Home of the Wildcats - 231000 Seat RUPP ARENA