

Duplicate

Copy 1  
University Archives

Memphis I. King Library - North

University of Kentucky  
Basketball  
Facts  
1973-74

RECEIVED  
DEC 5 1973  
University of Kentucky  
Library



## KENTUCKY VARSITY BASKETBALL SCHEDULE—1973-74

Date	Opponent	Site
<b>1973</b>		
Dec. 1	MIAMI (OHIO) .....	Home
Dec. 3	Kansas .....	Away
Dec. 8	Indiana (Freedom Hall) .....	Louisville
Dec. 10	North Carolina .....	Away
Dec. 14	Iowa .....	Away
Dec. 21	UKIT—Dec. 21 UKIT—Ohio State vs. Stanford, Kentucky vs. Dartmouth .....	Home
Dec. 22	UKIT—Consolation Game; Finals .....	Home
Dec. 29	Notre Dame (Freedom Hall) .....	Louisville
<b>1974</b>		
Jan. 5	Louisiana State (TV) .....	Away
Jan. 7	<b>GEORGIA</b> .....	Home
Jan. 12	<b>AUBURN</b> .....	Home
Jan. 14	Tennessee .....	Away
Jan. 19	<b>MISSISSIPPI</b> .....	Home
Jan. 21	Alabama .....	Away
Jan. 26	Florida .....	Away
Jan. 28	<b>VANDERBILT</b> .....	Home
Feb. 2	Mississippi State (TV) .....	Away
Feb. 4	<b>LOUISIANA STATE</b> .....	Home
Feb. 9	Georgia .....	Away
Feb. 11	Auburn .....	Away
Feb. 16	<b>TENNESSEE</b> .....	Home
Feb. 18	Mississippi .....	Away
Feb. 23	<b>ALABAMA (TV)</b> .....	Home
Feb. 25	<b>FLORIDA</b> .....	Home
Mar. 2	Vanderbilt .....	Away
Mar. 4	<b>MISSISSIPPI STATE</b> .....	Home

COVER PICTURE—Shown in front of Memorial Coliseum are coach Joe B. Hall and the returning starters from last year's SEC champions. Standing from left: Capt. Ronnie Lyons, Kevin Grevey, Mike Flynn and Jimmy Dan Conner.

University Archives  
Margaret I. King Library - North  
University of Kentucky  
Lexington, Kentucky 40506

# University of Kentucky Basketball Facts — 1973-74

## INDEX

All-Americans, All-NCAA .....	33-34	Press-Radio-TV	
All-Conference .....	32	Kentucky Outlets .....	3
Athletic Director Lancaster .....	7-8	Working Information .....	2
Athletics Association		Southeastern Conference	
Board of Directors .....	8	Champions By Years .....	18
Staff Members .....	4	Composite Schedule, 1973-74 .....	103-104
Attendance Records .....	Inside Back	Composite Standing, Kentucky In SEC, Final SEC Standings—1972-73 ..	19
Award Winners (Annual) .....	30-32	Television Series .....	18
Basketball Staff		Sports Information—Rice, Perry ..	17
Coach Hall .....	11-13	Tournament Trail .....	27-29
Assts. Parsons, Grant, Hatfield .....	14-15	UKIT .....	23-27
Grad Assts. Dinwiddie, Trivette, Student Trn., Mgrs., Rollins .....	16	University of Kentucky	
Coaches Through Years .....	21	General Information .....	4
Coliseum .....	38-39	President Singletary .....	6
Fabulous Five .....	102	Varsity Basketball	
Freshman Basketball (J.V.)		Background Briefs .....	40-46
Record (All-Time) .....	60	Game By Game Rebounding .....	54
Results, 1972-73 .....	57	Game By Game Scoring .....	53
Roster .....	51	Outlook—1973-74 .....	9
Schedule .....	57	Quick Facts .....	5
Signees—Sketches .....	56-57	Records—Team, Individual, Misc., Memorial Coliseum 75-81 (Set in 1972-73) .....	102
Statistics—1972-73 .....	59	Retired Jerseys .....	47
Team Picture .....	58	Roster .....	50
Helm's Selections .....	81	Schedule .....	Inside Front
Home Floor Losses .....	20	Scorers—Top All Time, Regular Season .....	22
Lettermen Through Years .....	82-83	Scores—Game By Game .....	87-101
Modern Record (1946 to Date) .....	35-37	Season Record—1972-73 .....	49
NCAA Titlists .....	21	Statistics—1972-73 .....	52
Nickname, Origin of .....	49	Team Picture .....	48
Opponents Information		Time Played—High Game .....	55
Highs and Lows .....	80-81	TV-Delayed .....	Inside Back
Record vs. 1973-74		Wildcats At A Glance .....	10
Opponents .....	72-74		
Record vs. All Opponents .....	84-86		
Scouting Reports .....	61-71		

Compiled By Jack Perry, Asst. Sports Information Director  
RUSSELL RICE, Director of Sports Information

## TO THE PRESS AND RADIO-TV

Here is your copy of the 1973-74 facts booklet on Kentucky basketball which we sincerely hope will aid you in covering and answering questions on the Wildcats this season. If you desire additional information, special stories, pictures or have questions not answered herein, please feel free to contact the Sports Information Office in Memorial Coliseum (Telephone A.C. 606—257-3838, 257-3839).

RUSSELL RICE  
Director of Sports Information

JACK PERRY  
Asst. Director of Sports Information

MISS ANNA B. NEAL  
Secretary

### Athletic Office Phones:

Harry C. Lancaster — (606) 258-2881

Cliff Hagan — (606) 258-5611

Coach Joe B. Hall — (606) 257-1916 or 257-1917

Asst. Coaches Dick Parsons and Boyd Grant — (606) 257-3640

Asst. Coach Jim Hatfield — (606) 258-8845

### Information

**WORKING TICKETS**—Address requests to Sports Information Office as far in advance as possible. Tickets will not be mailed unless requested and will be held at the Information Window at the main entrance of Memorial Coliseum for pickup on game night.

**PRESS DOOR**—Entrance to the area set aside for press and radio should be via the Press Door located to the extreme left of the Coliseum entrance foyer.

**FRESS ROOM**—Located under west stands. Entrance near press door.

**COMPS**—No individual game allotment.

**TELECOPIERS**—Due to the increasing use of Xerox Telecopiers and other copying devices, the Sports Information Office does not feel it should try to provide side-court telephone service for such devices. Persons planning to use such devices at the press table should make their own arrangements with General Telephone. Telephones in the Sports Information Office and in the Coliseum hallway will be available for Telecopier use.

**WESTERN UNION**—Wire facilities are available at court side. Please advise if you will be filing from the Coliseum and also notify manager of Western Union in Lexington.

**RADIO BROADCASTS**—Broadcasting rights to UK games are assigned exclusively to the G. H. Johnston Agency, 59 East 54th Street, New York, N. Y. 10022 (Telephone 421-8055). One free reciprocal outlet is guaranteed opponent schools visiting Lexington. Any additional stations must clear through the Johnston Agency and the UK Director of Broadcasting, Mr. Pete Manchikes (257-2655). Working passes will be supplied approved stations by Sports Information Office.

**SERVICES**—Working press and radio will be furnished game programs, brochures, running play-by-play, halftime quickie box and final statistics in the form of a complete, seven-column dittoed box score.

## KENTUCKY PRESS-RADIO-TELEVISION OUTLETS

### Lexington:

Lexington Herald-Leader  
Tom Easterling  
John McGill  
D. G. Fitzmaurice  
227 West Short Street  
Lexington, Ky. 40507

WVLK Radio  
Ralph Hacker  
P.O. Box 1559  
Lexington, Ky. 40501

WLAP Sports  
Jeff Marks  
177 North Upper Street  
Lexington, Ky. 40507

WBLG Radio Sports  
130 Barr Street  
Lexington, Ky. 40507

WLEX-TV  
Tom Hammond, Director  
P.O. Box 1457  
Lexington, Ky. 40501

WKYT-TV  
Denny Trease  
P.O. Box 655  
Lexington, Ky. 40501

WBLG-TV  
Carl (Hoot) Combs, Director  
Pat Prosser  
P.O. Box 1748  
Lexington, Ky. 40501

Bob Cooper  
Associated Press  
227 West Short Street  
Lexington, Ky. 40507

Dick Kimmons  
UPI Sports  
157 Market Street  
Lexington, Ky. 40507

Kentucky Kernel Sports  
University of Kentucky  
Lexington, Ky. 40506

### Louisville:

Louisville Courier-Journal  
Dave Kindred  
Mike Sullivan  
525 West Broadway  
Louisville, Ky. 40202

Louisville Times Sports  
Dick Fenlon  
Jim Terhune  
TeV Laudeman  
Marvin Gay  
525 West Broadway  
Louisville, Ky. 40202

WHAS & WHAS-TV  
Cawood Ledford  
Mike James  
P.O. Box 1084  
Louisville, Ky. 40201

Associated Press  
525 West Broadway  
Louisville, Ky. 40201

Bob Weston  
UPI Sports  
P.O. Box 537  
Louisville, Ky. 40201

WAVE & WAVE-TV Sports  
Ed Kallay, Director  
Joe Knight  
725 South Floyd Street  
Louisville, Ky. 40203

WLKY-TV Sports  
Dave Conrad  
P.O. Box 6218  
Louisville, Ky. 40216

WINN Radio Sports  
Third and Broadway  
Louisville, Ky. 40202

WAKY Radio Sports  
558 South Fifth Street  
Louisville, Ky. 40204

### State:

Ashland Independent  
Mike Reliford  
Sports Department  
226 17th Street  
Ashland, Ky. 41101

Park City News  
Sports Department  
813 College Street  
Bowling Green, Ky. 42101

Tribune-Times Sports  
Ky. and Monroe Streets  
Corbin, Ky. 40701

Post & Times-Star Sports  
Andy Cox  
421 Madison Avenue  
Covington, Ky. 41011

Advocate-Messenger  
Sports Department  
Danville, Ky. 40422

State-Journal Sports  
Paul Weddle  
321 West Main Street  
Frankfort, Ky. 40601

The Times Sports  
301 South Green Street  
Glasgow, Ky. 42141

Gleaner-Journal Sports  
Steve Austin  
216 North Elm  
Henderson, Ky. 42420

The Enterprise Sports  
Central Street  
Harlan, Ky. 40831

Kentucky New Era Sports  
Chip Hutcheson  
123 West 7th Street  
Hopkinsville, Ky. 42240

The Messenger  
Sports Department  
221 South Main Street  
Madisonville, Ky. 42431

Messenger Sports  
206 West Broadway  
Mayfield, Ky. 42066

Ledger-Independent  
Sports Department  
43 West Second  
Maysville, Ky. 41056

Doug Hartley  
News Sports Editor  
Chester Avenue  
Middlesboro, Ky. 40965

Messenger and Inquirer  
Sports Department  
1401 Frederica Street  
Owensboro, Ky. 42301

Sun-Democrat Sports  
Jerry Atkins  
408 Kentucky Avenue  
Paducah, Ky. 42001

Paris Daily Enterprise  
Dicky Baldwin  
23 East 4th Street  
Paris, Ky. 40361

Ken Green  
Register Sports  
South Second Street  
Richmond, Ky. 40475

Bill Bowden  
Commonwealth-Journal  
102 North Maple Street  
Somerset, Ky. 42501

The Winchester Sun  
Neal Bryant  
Sports Department  
Wall and Cleveland Streets  
Winchester, Ky. 40391

# UNIVERSITY OF KENTUCKY

## General Information

LOCATION—Lexington, Ky., a community of 180,000 in the heart of Kentucky's famed Blue Grass region. Renowned as the world capital of the thoroughbred horse industry and known also as the world's largest loose-leaf tobacco market.

FOUNDED—1865

ENROLLMENT—(On campus—20,653)

PRESIDENT—Dr. Otis A. Singletary

(At 13 Community Colleges—12,959)

VICE-PRESIDENT FOR ADMINISTRATION—Dr. Alvin A. Morris

VICE-PRESIDENT, BUSINESS AFFAIRS—Lawrence E. Forgy, Jr.

VICE PRESIDENT, UNIVERSITY RELATIONS—Dr. Ray Hornback

VICE-PRESIDENT, MEDICAL CENTER—Dr. Peter Bosomworth

VICE-PRESIDENT, STUDENT AFFAIRS—Dr. Robert G. Zumwinkle

VICE-PRESIDENT FOR ACADEMIC AFFAIRS—Dr. Lewis Cochran

VICE-PRESIDENT, COMMUNITY COLLEGES—Dr. Maurice Stanley Wall

FACULTY CHAIRMAN OF ATHLETICS—Dr. William Matthews

(UK's faculty representative to Southeastern Conference)

DIRECTOR OF INFORMATION SERVICES—Tom Duncan

CONFERENCE—Southeastern (member since founding in 1933)

BAND—Varsity (Director—Wm. Harry Clarke) FIGHT SONG—"On, On, U. of K."

STADIUM—Commonwealth Stadium (58,000)

GYMNASIUM—Memorial Coliseum (capacity 11,500)

## Athletics Staff

DIRECTOR OF ATHLETICS—Harry C. Lancaster (Georgetown '32)

Assistant to Director—Mrs. Louise Gilchrist

ASSISTANT DIRECTOR OF ATHLETICS—Cliff Hagan

HEAD BASKETBALL COACH—Joe B. Hall (Kentucky '55)

ADMINISTRATIVE SECRETARY—Mrs. Jane Rollins

ASSISTANT COACHES—Dick Parsons, Boyd Grant, and Jim Hatfield

HEAD COACHES OTHER SPORTS—**Football:** Fran Curci, **Baseball:** Tuffy Horne,

**Track:** Paul Ward, **Cross Country:** Ken Olsen, **Tennis:** Grady Johnson, **Golf:** Dan

McQueen, **Swimming and Water Polo:** Wynn Paul, **Rifle:** Major Ray Bagby.

TICKET SALES MANAGER—Al Morgan

ACCOUNTANT—Jan Smits

ACADEMIC ADVISOR—Dr. Robert P. Moore

CO-ORDINATOR OF FACILITIES—Clarence Underwood

BASKETBALL EQUIPMENT MANAGER—Kenneth Trivette

SPORTS INFORMATION DIRECTOR—Russell Rice (Kentucky '51)

ASSISTANT SPORTS INFORMATION DIRECTOR—Jack Perry

## QUICK FACTS ON KENTUCKY BASKETBALL

NCAA CHAMPIONS—Four Times (1948, '49, '51, '58) in 21 Appearances.  
32 Victories.

NIT CHAMPIONS—1946. SUGAR BOWL CHAMPIONS—Five Times.

UK INVITATIONAL CHAMPIONS—Fourteen Times in 20 Tournaments.

SEC CHAMPIONS—Record 28 Times Since 1933. (Last in 1973.)

WORLD CHAMPIONS—1948 Olympic Games.

INTERNATIONAL UNIVERSITIES TOURNAMENT CHAMPIONS—1966.

NATIONAL CHAMPIONS BY POLLS—Six Times Since 1949.

ALL-TIME RECORD—Won 1,104, Lost 344, Tied 1 in 70 Seasons.

KENTUCKY ALL-AMERICANS—25 Players Honored 37 Times.

ALL-SOUTHEASTERN—53 Players Honored 93 Times.

PROFESSIONALS—32 Players Entered Ranks.

MEMORIAL COLISEUM (11,500) — Home Floor Since 1950 (Won 275,  
Lost 34).

RECORD HIGH POINTS—143 vs. Georgia (Neutral Site) '56—At Home 121  
vs. Mississippi '71.

INDIVIDUAL HIGH—53 By Dan Issel in 1970 vs. Mississippi at Oxford.

BIGGEST VICTORY MARGIN—77 vs. Georgia in 1956—At Home, 53 vs.  
Georgia Tech '56, Georgia '59.

---

## WILDCATS CARVE INCREDIBLE POST-SEASON TOURNAMENT RECORD

Since Kentucky made its first appearance in a major post season basketball tournament in 1942, no graduating class has ever missed the opportunity to play in either the NCAA or National Invitational Tournaments.

In fact, the Wildcats have an incredible record which has seen them miss only seven times (1943, '53, '54, '60, '63, '65 and '67) in the past 31 years. Two of those misses were in 1953, when they sat out a season, and '54, when the undefeated National Champions won an automatic NCAA berth but declined the bid.

---

The University has had only two undefeated seasons in its illustrious basketball history. The first was 9-0 in 1911-12, the other 25-0 in 1953-54.



DR. OTIS A. SINGLETARY  
*President, University of Kentucky*

## THE UNIVERSITY OF KENTUCKY . . . The State Is Our Campus

Located in Lexington, an urban community of 180,000 population in the heart of Kentucky's famed Blue Grass region, University of Kentucky is a state-supported, land-grant institution which celebrated its centennial year in 1965.

The present school, which this fall enrolled 33,612 students and now offers instruction in 10 academic colleges plus a Graduate School and a Community College system of 13 centers, had its beginnings in 1865 when it was established as a part of old Kentucky University. This action by the State Legislature united sectarian and public education under one organization for the first time. Federal funds authorized under the Morrill Act were used to develop agriculture and mechanical arts within KU and, in 1878, A&M College was separated from KU to become a separate state institution on the general site of what is now the 706 acre main campus. Name changes in 1908 and 1916 resulted in the title by which the school is now known.

It is fully accredited in its respective colleges and departments by all of the major professional societies and educational organizations.

President of the University is Dr. Otis A. Singletary, who came to Lexington in 1969 from the University of Texas, Austin, where he was executive vice chancellor for academic affairs.

Dr. Singletary, who is eighth president of the University, served a total of eight years at Texas, progressing during seven (1954-61) of those years from instructor to professor, associate dean of Arts and Sciences and assistant to the president. Then for five years (1961-66), he was chancellor of the University of North Carolina, although he was on leave from October 1964 to January 1966 to serve as director of the Job Corps, Office of Economic Opportunity.





HARRY C. LANCASTER  
*Director of Athletics*

The athletics scene at the University of Kentucky has been in a constant state of improvement since Harry Lancaster was named athletic director in late 1968. While the finishing touches were being put to the new 58,000 Commonwealth Stadium late last summer, workmen on the other side of the campus completed a new ceiling in Memorial Coliseum and then reworked and painted the floor where many national basketball champions and All-Americans have been produced.

The new ceiling went with a new roof previously installed, the running track at Shively Sports Center has an all-weather surface, a press box and additional seating have been provided for track events, and baseball has a new scoreboard, just a few of the many other improvements realized under Lancaster's leadership.

In addition, more money has been allocated to spring sports, which have progressed steadily during the past five years, and wrestling has been added this year as a varsity sport.

Lancaster's affiliation with the University athletic program began in 1943, when he served as a part-time assistant in basketball while earning his master's degree. He came to the University in September 1941 as a full-time instructor in Physical Education and remained in that position until March 1944, when he entered the U.S. Navy as a Seaman 2/c. He advanced to lieutenant (SG) and returned to the University in March 1946 as an assistant to basketball coach Adolph Rupp.

From that time until 1970, he was top assistant on basketball teams that won four NCAA and many other championships. He also coached the Wildcat basketball freshmen, compiling a record of 204 victories against only 57 losses, and served 16 seasons as baseball coach, giving the school its winningest baseball seasons with identical 18-8 marks in 1959-60.

A native of Paris (Ky.), he lettered in football, basketball and baseball under Coach Blanton Collier at Paris High, and then earned letters for three years in each

of those sports at Georgetown College, where he twice captained the football and basketball teams and was president of the Student Body and of Kappa Alpha Social Fraternity.

He was an assistant football and basketball coach at Georgetown College (1932-33) and Paris High School (1933-34), head basketball coach at Bagdad High School (1934-36) and principal and coach at Gleneyrie High (1939-41).

In addition to receiving many honors and participating in clinics and coaching schools throughout the nation, Lancaster traveled to Greece in the summer of 1951 on a special athletic assignment for the U.S. State Department, a mission calling for him to act as an advisor to Greek Basketball Federation officials in Olympic procedures and other matters. During the summer of 1962, he helped Rupp conduct clinics for the Army personnel in the Far East Theater and he worked with Rupp on the Wildcats' Middle East Tour in 1966 and at a clinic in Germany in the summer of 1967.

He was invited to prepare the Greek National Basketball Team for the 1968 Olympics, but he cancelled the six-week tour after being named acting athletic director at the University.

Lancaster and his wife, Monie, are Life Members of the U.K. Alumni Association. He is an Honorary Life Member of the K-Men's Association.

## ATHLETICS AT KENTUCKY

Kentucky's athletic program, a well-balanced and ambitious activity featuring intercollegiate competition in ten different sports, is organized under the Department of Athletics and a corporation known as the University of Kentucky Athletics Association.

The program is conducted without overemphasis or sacrifice of educational objectives and in strict compliance with the rules of the University, the Southeastern Conference and the National Collegiate Athletics Association.

A board of directors, headed by the President of the University in the capacity of chairman, maintains over-all policy supervision of the athletic program.

In addition to the UK President, board officers include the Vice-President for Student Affairs as vice-chairman and Dr. W. L. Matthews in the capacity of secretary. Fourteen other men, drawn from the University faculty and the general public, also serve on the board as appointees of the president as do two student representatives.

Supervising the steady growth and balanced development of the athletic program is Athletic Director Harry C. Lancaster.

The Association's Board of Directors is composed of the following:

### Faculty Members

Marion McKenna, '76  
Dr. Daniel R. Reedy, '76  
Dr. Thomas Brower, '73  
Dr. N. J. Pisacano, '74  
Dr. Stephen Diachun, '74  
Dr. W. C. Royster, '74  
Charles Roland, '75  
Warren Walton, '75

### Trustee Members

George Griffin, '75  
Thomas P. Bell, '76

### Members-at-Large

Albert B. Chandler, '76  
Robert H. Hillenmeyer, '74

### Alumni Members

Dr. Ralph Angelucci, '75  
James H. Pence, '75

### Ex Officio Members

Dr. Otis A. Singletary,  
Chairman  
Dr. Ray Hornback

L. E. Forgy, Jr.

Dr. R. G. Zumwinkle

Dr. W. L. Matthews, Jr.

Al Cummins

### Student Members

Jim Flegle

David LeMaster

## KENTUCKY BASKETBALL OUTLOOK, 1973-74

Kentucky's 1973 Southeastern Conference champions return four starters, including SEC Player of the Year Kevin Grevey, and six other lettermen, but filling the shoes of Jim Andrews, a 6-foot-11 two-time All-SEC center, is a major concern of coach Joe B. Hall, who won 1973 SEC Coach of the Year honors in his rookie year.

Larry Stamper, a 6-6 part-time starter at forward, is the only other loss from the team, which ran up a 20-8 overall and 14-4 SEC record and advanced to the finals of the NCAA Mideast Regional.

Expected to man the center post vacated by Andrews are Bob Guyette, a 6-8, 220 lb. junior who played forward last year, and Steve Lochmueller, a 6-7, 220 lb. junior battler who saw relief duty in 26 games.

Guyette started nine games early last year, and performed well in clutch situations, but he is happy to return to the position he has played throughout his career. He averaged 5.9 points and 4.7 rebounds while playing only 16 minutes per game in 27 contests.

Lochmueller, a competitive, physical type player, had a great effort against Alabama when he scored 18 points in a crucial late-season game. The strongboy, who can hook consistently with either hand, averaged 3.3 points and hit 53.1 per cent from the field. He led the team with 86.8 per cent from the charity line.

With either man, though, the Wildcats will face an imposing height deficiency.

"We will be a small team this year," Hall said. "We'll have to rely on speed, outside shooting and a pressure defense to carry us through a tough schedule."

Much of the scoring load will fall on the muscular shoulders of Grevey, a southpaw whose scoring binge in the last six games of the season lifted the Wildcats off the ropes to the conference championship.

Grevey averaged over 30 points a game during that stretch, including a 40-point effort against Georgia, the high individual performance of the year in the SEC. Despite shooting mainly from the outside, Grevey's percentage zoomed to 53.5 at season's end.

For his pressure performance, Grevey won first team All-SEC and SEC Sophomore-of-the-Year honors and led voting on both Alabama's and Tennessee's All-Opponent teams. The 6-5 junior was second leading Wildcat scorer with an 18.7 average.

Other starters are Jimmy Dan Conner, a 6-4 junior forward-guard who showed flashes of brilliance (11.2), Ronnie Lyons, a 5-10 senior who excels as a playmaker (9.2), and Mike Flynn, a 6-3 junior guard, who regained a starting slot the last 14 games and won defensive honors as well as scoring at a 13-point clip during that stretch.

"We should get a good offensive punch from Grevey, who played great the last part of the season," Hall said. "But we feel we'll still be a balanced scoring team. Lyons, who had a somewhat off-season last year, and Conner showed they have scoring ability, and so does Flynn, who emerged as a top defensive player."

The Wildcats should benefit from an experienced bench with all players seeing a considerable amount of playing time. Back from reserve roles, in addition to Guyette and Lochmueller, are seniors Ray Edleman (started one game), a 6-2 guard, and Rich Drewitz, a 6-7 forward, and junior Jerry Hale, a 6-0 guard, and G. J. Smith, a 6-7 forward who missed much of the season with a knee injury.

Up from the freshman team are sophomores Reggie Warford, a 6-1 guard who led the frosh with 17.5 points; David Miller, a 6-6 forward who averaged 15.5 points and 12.8 rebounds, and Roger Wood, a 6-10½ center, who, although ailing much of the season, averaged 12.8 points and 8.8 rebounds.

Incoming freshmen are Robert Mayhall, 6-8; Ernie Whitus, 6-7; Gary Utz, 6-2; Larry Johnson, 6-2; Merion Haskins, 6-3; and Joey Holland, 6-2.

Offensively, Hall will employ the single post and fast break as basics, but will include the stack and high-low post also. The basic defense will be man-to-man, with the 1-3-1 and pressure defense also utilized.

## 1973-74 WILDCATS AT A GLANCE

### LETTERMEN LOST FROM 1972-73 TEAM (2)

**Jim Andrews (6-11)**—Team's top scorer with 562 points . . . Twice All-SEC and All-NCAA Mid-East . . . Ranked 12th in career scoring at UK with 1,320 points . . . Set five UK field goal shooting records.

**Larry Stamper (6-6)**—Started seven games, averaging 3 points per game, but greatest asset was as a rugged battler on the boards, where he pulled down 4.5 per game . . . Scored 437 career points and grabbed 408 rebounds.

### RETURNING LETTERMEN (10)

**Jimmy Dan Conner (6-4 F-G)**—Third leading scorer with 11.2 per game ave., and in time played . . . Led team with 83 assists, pulled down 4.6 rebounds.

**Rick Drewitz (6-7 F)**—Saw relief duty in 17 games, scoring 16 points.

**Ray Edelman (6-1 G)**—Started one game, saw action in 24 others, hitting 50.8 per cent and averaging 2.6 points.

**Mike Flynn (6-3 G)**—Fourth in scoring with 255 points . . . Regained starting berth in 15th game which he lost after third game . . . Grabbed four rebounds per game.

**Kevin Grevey (6-5 F)**—Second in scoring and rebounding with 18.7 points and six rebounds, and time played, 919 minutes in 28 games . . . Started 27 . . . Hit 53.5 per cent of shots . . . All-SEC, SEC Playyear-of-the-Year, and SEC Sophomore-of-the-Year.

**Bob Guyette (6-9 C)**—Started nine games, playing in total of 27 . . . Averaged 5.9 points and 4.7 rebounds . . . Hit 46.0 per cent of shots.

**Jerry Hale (6-0 G)**—Played in 25 games, scoring 31 points . . . Hit 35.5 per cent of shots.

**Steve Lochmueller (6-6 F-C)**—Played in 26 games, mostly at center, scoring 85 points . . . Led team in free throw shooting, 86.8 per cent, and hit 53.1 per cent from field.

**Ronnie Lyons (5-10 G)**—Two-year starter at guard, averaged 9.2 points, hitting 41.9 from the field . . . Committed fewest turnovers (46) of starters despite handling ball much of the time.


**G. J. Smith (6-7 F)**—Sat out most of year after suffering a knee injury in December . . . Averaged 2.4 points in five games, hitting 54.6 per cent, mostly from outside.

### UP FROM FRESHMAN TEAM (3)

**David Miller (6-6 F)**—Led frosh with 12.8 rebounds, second in scoring with 15.5 points . . . Hit 91.7 per cent of free throws and 38.1 from the field.

**Reggie Warford (6-0 G)**—Led frosh in scoring with 17.5 points, hitting 45.3 from the field.

**Roger Wood (6-10½ C)**—Third in scoring with 12.8 points, second in rebounding with 8.8.



**JOE B. HALL**  
*Head Coach*

Joe B. Hall returns as head coach of the Wildcats after a break-in year in which his team won 20 of 28 games, retained its UKIT title, repeated as SEC champion, advanced to the Mideast Regional Finals, and earned for him the 1972-73 SEC Bas-

ketball Coach-of-the-Year title, and Coach and Athlete Magazine's Southeast Coach-of-the-Year, honors no other rookie coach has attained since the league was formed in 1933.

The honors were nothing new to Hall, who has made a habit of gathering such accolades during a coaching career that began at Shepherdsville (Ky.) High School in 1956 and continued through Regis College and Central Missouri State College before he returned to Lexington July 1, 1965, as an assistant to his old coach Adolph Rupp.

During his two-year term at Shepherdsville, Hall guided the Cougars to Mid-Kentucky Conference titles and was named "Coach-of-the-Year" in 1958. Moving into the collegiate field, he served one year as freshman coach and five years as head basketball coach at Regis in Denver, Colo., where he was also athletic director and earned special recognition as coach of the champion independent team in the area.

He coached Central Missouri (1964-65) to a 19-6 season and the Mules' first MIAA Conference championship since 1951, and to their first conference Christmas Tournament title in history. The string of coaching honors continued as he was named MIAA Coach-of-the-Year for 1964-65.

While at Regis, he coached the Capital Federal Denver host team in the 1964 AAU tournament and was selected as head coach of the AAU Stripes in the Olympic Trials at Jamaica, N.Y. He helped conduct basketball clinics for the U.S. Army in Anchorage and Fairbanks, Alaska, in 1968, was Olympic Trials coach under Hank Iba at the Air Force Academy in Colorado in July 1972 and is a member of the 1976 Olympic Basketball Committee.

A native of Cynthiana, Ky., he lettered three years in basketball and football and was captain of both sports during his senior year in high school there. He played freshman basketball and one year of varsity basketball in the "Fabulous Five" era at the University before transferring to The University of the South at Sewanee, Tenn., where he set a school single game scoring record and was team captain. Coach Lon Varnell, upon retirement, rated Hall as No. 1 of the three best players he ever coached.

After touring Europe with the Harlem Globetrotters in 1951, Hall returned to the University of Kentucky in 1955 to complete requirements for his B.A. and later (1964) received his M.A. at Colorado State University.

He returned to the University again in 1965 as assistant coach, scout and head recruiter, and was instrumental in adopting a running-conditioning program which obviously paid huge dividends as the Wildcats capitalized on blazing speed and endurance to offset a lack of size and advance to the championship game of the NCAA Finals. Following that season, he successfully recruited six prep All-Americans, including Dan Issel, Kentucky's all-time scoring leader, to form the nucleus of a varsity team that won three straight conference championships, to be followed by three more consecutive championships for six in a row since he signed that first "crop" for the University.


When Harry C. Lancaster was named permanent athletic director Feb. 1, 1969, Hall became No. 1 varsity assistant and head freshman coach. His record with the Frosh was 60-15, including an undefeated (22-0) season (1971-72), which resulted in the Kittens being crowned National Freshman Champions by the Basketball News.

During his first season as head coach, the Wildcats were virtually counted out of the race after suffering four early conference losses. They won their last nine for the University's sixth SEC title in a row and 28th since the league was formed.

Hall is married to the former Katharine Dennis of Harrison County, Ky. They have three children—Judy, 17; Kathy, 16, and Stephen, 13.




**THE KENTUCKY WAY, ANOTHER CHAMPIONSHIP**—The scoreboard tells the story—Kentucky whipped Tennessee, 86-81, in a wild season finale which gave the Wildcats their sixth consecutive Southeastern Conference championship. Kentucky's usually sophisticated fans, worked into a frenzy by a young Wildcat team which fought a season-long uphill battle, lost their cool and let the world know who was No. 1 as Kentucky players gave SEC Coach-of-the-Year Joe B. Hall his first victory ride as Wildcat coach.



PARSONS



GRANT



HATFIELD

### DICK PARSONS, Assistant Coach

Beginning his second year as head assistant and junior varsity coach, Parsons' talent and effervescent approach to the game is one reason for the Wildcats' success last year.

A dedicated and vigorous worker, he faced a bleak JV season last year with only three scholarship freshmen, but he stuck with them and saw their development advance to a point where all three will contribute this year to the varsity program.

He has been in service to the University first as an outstanding athlete, and secondly as an excellent coach.

In accepting the position of junior varsity coach and No. 1 varsity assistant, he was forced to give up his job as UK's head baseball coach. His association with baseball had been a source of great pleasure and accomplishment both in playing and coaching ranks.

Upon becoming baseball coach in 1969, Parsons worked dilligently to upgrade the program with youthful athletes big on desire. He molded a team his second year which established or tied 15 school records. He recruited to his needs, and feels the program now is on solid ground.

Parsons came to UK from the mountains of Eastern Kentucky. At Harlan High, he was a four-sports star, and scored 1,277 points during a three-year basketball career.

At Kentucky, he became known for his quickness and alert defensive play as well as a fine outside shooter. A three-year starter at guard, his career high point production of 21 came against Mississippi his sophomore year.

He was recipient of the coveted A. B. Chandler award, given annually to the player best exemplifying the qualities of leadership, scholarship, character and ability, in 1960 and 1961.

He holds the distinction of serving as captain in two varsity sports—basketball and baseball.

He holds more school baseball records than any other player. He was an All-SEC shortstop in 1959 and 1961; All-NCAA District, 1960, '61, and All-American 1961. He hit .400 his senior year.

After graduation, he was an assistant in football at Glasgow High School two years and baseball and basketball coach at Boyle County High School from 1963 to 1968.

While working on his Master's Degree at the University in 1968-69, he scouted, recruited and helped with the Wildcat freshman team. He later accepted a part-time assistantship in basketball in addition to his baseball job.

He is known as one of the finest scouts in the country, with a particular knack for spotting opponents' weaknesses and setting up an attack to exploit the deficiencies.

He is married to the former Celia Cawood of Harlan. They have one daughter, Kathy, 7, and a son, Ed, 10.



## BOYD GRANT, Assistant Coach

Hired as chief recruiter in addition to regular coaching duties, Grant's contribution to Kentucky basketball has had a great impact on the players themselves. A defensive fundamentalist who demands perfection and usually gets it, he has successfully instilled a sense of pride and enthusiasm in defensive drills.

An assistant coach at Colorado State University for 10 years, Grant became the final member of Coach Hall's staff, July 1, 1972.

Born Aug. 17, 1933, in Bancroft, Idaho, Grant lettered in basketball, football, and baseball at Snow Junior College, Utah, in 1954. He was a forward on the National Junior College Tournament runner-up team.

He transferred to Colorado State University in 1954, completing three years varsity competition in which he earned letters in basketball and baseball. He was All-Skyline Conference in basketball in 1956 and 1957, and served as team captain his senior year.

He earned his B.S. in Physical Education from CSU in 1957, and M.S. in Education in 1962.

After a two-year hitch in the Army Signal Corps, he became head basketball, football, and track coach at Mountain View High School in Wyoming for two years. His basketball teams twice were runners-up in the Class B State Tournament.

He joined the Colorado State staff in 1961 as varsity assistant basketball coach and freshman baseball coach, remaining in that category until 1965.

Grant served as acting head basketball coach the '65-66 season, leading the Rams to a 15-7 record and a berth in the NCAA tournament.

He served as head freshman and varsity assistant coach from 1966 to '72, when his freshman teams compiled a 71-33 record.

He was active in amateur basketball until three years ago, and even now is considered one of the best shooters around. He often engages in shooting matches with team members who have shooting problems, demonstrating as well as teaching them how to improve their technique.

Grant is married to the former Glenna Groom of American Falls, Idaho. They have two daughters, Leslie, 15; Lori, 10, and a son, Kevin, 1.

## JIM HATFIELD, Assistant Coach

Now in his second year at the University, Hatfield is continuing to work with recruiting and scouting. During his first year with the Wildcats, he also directed the pre-season conditioning program.

He came to the University after serving as an assistant coach and chief recruiter for small college basketball power Birmingham-Southern College from 1970-72.

A native of Knoxville, he played basketball from 1958 to 1961 at Fulton High, was captain of the 1961 team and earned honors as most valuable player, best rebounder and best defensive player.

He played as a freshman at the University of Tennessee before transferring to East Tennessee State University, where he played varsity basketball three years and graduated with a B.S. Degree in Business Administration.


After working in a sales management program with International Harvester's Motor Truck Division, he served with the U.S. Marine Corps Reserve. Before accepting a position with Birmingham-Southern, he was head basketball coach at Lyman High School, Orlando, Fla., from 1968 to 1970.

He earned his Master's Degree in School Administration with a minor in physical education from the University of Montevallo, Ala.

He is married to the former Lana Murdock of Orlando, Fla. They have one daughter, Angela Jean.



JIM  
DINWIDDIE



JOHN K.  
TRIVETTE



JANE  
ROLLINS

**JIM DINWIDDIE, Graduate Assistant**—A 1971 UK graduate with an A.B. in accounting, Jim currently is a third year law student at the University. His basketball duties include scouting and recruiting, a job he seems well qualified for following a career during which the Wildcats won three SEC championships. He was a sixth-round draft choice in the NBA. Jim plans to pursue a law profession and farming interests for land he owns in his native Grayson County. He is married to the former Bette Brotherton of Nashville. They have a daughter, Debbie, 3½.

**JOHN KENNETH TRIVETTE, Graduate Assistant**—Trivette comes from one of the state's famous basketball families. His father, John Bill, for years turned out great teams at Pikeville High School before going into the sporting goods business.

Kenny played basketball at Pikeville High and Pikeville College, where he earned a B.S. in Education in 1971.

He served as assistant basketball and football coach at Wayne County High School, Monticello, Ky., before coming to UK two years ago.

He is working toward a Master's degree in Guidance and Counseling at UK.

He is married to the former Candy Huffman of Pikeville. They have a daughter, Ann Marie, two.

**JANE ROLLINS, Administrative Secretary**—Basketball secretary for over 18 years, Jan Rollins exemplifies the friendly manner in which business representatives and Kentucky fans are received in the basketball offices at Memorial Coliseum. When Joe B. Hall took over as head coach over a year ago, he had only one choice for his secretary, saying, "Jane would be a great asset in any office, and I would be remiss in not utilizing her experience and spirit of dedication." A native of Lexington, Mrs. Rollins attended Sacred Heart Academy, Atherton High School and Bryan-Stratton Business College in Louisville, and the University of Kentucky.

---

**TRAINING AND MANAGERIAL DUTIES** involve many long hours of work for this dedicated group. Coordinating plans for the year are from left: Phil Latham, student trainer from Lexington; asst. managers Charles Allen and David Lee of Louisville, Michael McKinney (standing) of Carlisle, O., and head manager Don Adkins of Ashland. Not shown are Tom Smith of Lawrenceburg, and Bernard Burns of Owensboro.



**RUSSELL RICE, Sports Information Director**—Russell Rice was named sports information director at UK in May, 1969, after serving two years as assistant to Ken Kuhn,



who retired after more than two decades of service with the University. Rice came to the Wildcats from The Lexington Leader, where he was a general reporter eight years and sports editor five years. A native of Paintsville, Ky., he won letters in football, basketball and baseball at Van Lear High. After serving with the U.S. Marines in World War II, he attended Kentucky Wesleyan College and received his bachelor's at the University of Kentucky in 1951. He has served as president of the Southeastern Conference Sports Publicity Directors Association and chairman of the Basketball Hall of Fame Committee of the College Sports Information Directors Association and was recipient of the 1971 Churchman's "Sportswriter of The Year" Award. He is married to the former Miss Doris Thacker of Knott

County. They have four children—Mrs. Rodney Morris of Louisville, Russell James, 22, Judy, 19, and Kim, 8.

**JACK PERRY, Asst. Sports Information Director**—Jack Perry came to the University in March, 1970, as assistant SID after 15 years service in the library of The Lexington



Herald-Leader. A native Lexingtonian, Jack attended the University in 1949-50 before entering the U.S. Air Force, where he served during the Korean War as an airborne radio operator aboard B-29's. He joined The Herald-Leader as assistant librarian in March 1955 and was named head librarian in the spring of 1960. Jack is married to the former Miss Barbara Sanders of Lexington. They have four children—Mrs. William Case of Lexington, Patti, 20, Jack David, 15, and Todd, 12.

---

## KENTUCKY'S COLORS

The blue and white of the University of Kentucky are known to sports fans everywhere. Officially the colors are Yale blue and white, but in the beginning, when the Lexington institution was still known as the Agricultural and Mechanical College of Kentucky, the colors were "Stoll blue" and white. One day back in the 1890's a group of Kentucky football stalwarts met to choose their school colors. Someone suggested blue and white—"blue like Dick Stoll's necktie"—and those colors were immediately adopted. "Dick" Stoll was to become Judge Richard C. Stoll, distinguished public servant and, for more than fifty years before his death, a member of the U.K. board of trustees.

---

The University of Kentucky's first basketball game with a foreign foe was played Jan. 8, 1924, when Coach George C. Buchheit's Wildcats entertained a group of University of Mexico students who were on a 6,750-mile tour of 16 states and Cuba. The Wildcats won, 25-14.

## WILDCATS SCHEDULED FOR THREE TV APPEARANCES IN SOUTHEASTERN CONFERENCE SERIES

SEC champion Kentucky, for the second consecutive year, is slated for three games on the Southeastern Conference television "Game of the Week" series along with LSU and Tennessee. The Wildcats have appeared at least three times every year since the series was inaugurated in 1965-66.

Four teams—Alabama, Vanderbilt, Mississippi State, and Georgia—appear twice, while Mississippi, Auburn and Florida appear only once.

The 10-week series over a regional network again will be produced by TVS Television of New York. All games will be played Saturday afternoon.

Kentucky opens SEC warfare and the TV series at LSU Jan. 5, then plays before the live cameras at Mississippi State, Feb. 2. They host Alabama, Feb. 23, in their SEC TV finale.

The Wildcats have won 21 and lost only 10, for a 67.8 per cent win average during the eight-year series. The year-by-year breakdown: Won three of four games in '65-66, two of four in both '66-67 and '67-68, three of five in '68-69, all four in '69-70, three of four in '70-71, and two of three in both '71-72 and '72-73.

### The Schedule:

Date	Teams	Tip-Off
Jan. 5	Kentucky at LSU .....	2:00 p.m. CST
Jan. 12	Tennessee at Mississippi .....	3:00 p.m. CST
Jan. 19	Mississippi State at Georgia .....	3:00 p.m. CST
Jan. 26	LSU at Auburn .....	2:00 p.m. CST
Feb. 2	Kentucky at Mississippi State .....	2:00 p.m. CST
Feb. 9	Tennessee at Alabama .....	2:00 p.m. CST
Feb. 16	Georgia at Vanderbilt .....	2:00 p.m. CST
Feb. 23	Alabama at Kentucky .....	3:00 p.m. EST
Mar. 2	LSU at Tennessee .....	3:00 p.m. EST
Mar. 9	Vanderbilt at Florida .....	3:00 p.m. EST

### SEC CAGE CHAMPIONS BY YEARS

1933 .....	Kentucky	1947 .....	Kentucky	1961 .....	Miss. State
1934 .....	Alabama	1948 .....	Kentucky	1962	Ky., Miss. St. (Tie)
1935 .....	Ky., LSU (Tie)	1949 .....	Kentucky	1963 .....	Miss. State
1936 .....	Tennessee	1950 .....	Kentucky	1964 .....	Kentucky
1937 .....	Kentucky	1951 .....	Kentucky	1965 .....	Vanderbilt
1938 .....	Ga. Tech	1952 .....	Kentucky	1966 .....	Kentucky
1939 .....	Kentucky	1953 .....	LSU	1967 .....	Tennessee
1940 .....	Kentucky	1954 .....	Ky., LSU (Tie)	1968 .....	Kentucky
1941 .....	Tennessee	1955 .....	Kentucky	1969 .....	Kentucky
1942 .....	Kentucky	1956 .....	Alabama	1970 .....	Kentucky
1943 .....	Tennessee	1957 .....	Kentucky	1971 .....	Kentucky
1944 .....	Kentucky	1958 .....	Kentucky	1972	Ky., Tenn. (Tie)
1945 .....	Kentucky	1959 .....	Miss. State	1973 .....	Kentucky
1946 .....	Kentucky	1960 .....	Auburn		

(Tournament decided champion until 1951. Title determined by regular season play starting in 1951. Kentucky did not play a schedule in 1953 due to NCAA suspension.)

## FINAL SEC STANDINGS — 1972-73

(Conference Games, Regular Season Only)

Team	No. Titles	Won	Lost	Pct.
Kentucky .....	28*	411	79	.839
Tennessee .....	5*	320	210	.604
Vanderbilt .....	1	319	238	.562
Alabama .....	2	341	280	.549
Auburn .....	1	289	277	.511
Louisiana State .....	2*	289	285	.504
Florida .....	0	219	288	.432
Mississippi State .....	4*	252	336	.429
Georgia .....	0	208	344	.377
Mississippi .....	0	197	370	.347
Georgia Tech (withdrew after '64) .....	1	201	207	.492
Tulane (withdrew after '66) .....	0	195	252	.436
Sewanee (withdrew after '40) .....	0	3	76	.036

\* Title shared with LSU in 1935, LSU in 1954, Mississippi State in 1962, Tennessee in 1972.

### KENTUCKY IN THE SEC

Perhaps the greatest supremacy enjoyed by any team in any sport is reflected by Kentucky's basketball success in the Southeastern Conference since 1933. Against SEC teams in regular season, tournaments and playoffs, UK has annexed a record of 475 victories and lost only 82—a winning average of 85.3 per cent. The 'Cats have won 28 league championships and won over 60 team and individual records from regular season and tournament play. Only Tennessee, Vanderbilt and Florida can boast of beating the Wildcats two in a row in the same season and only Mississippi State and Alabama are added to the exclusive club when the basis is widened to consecutive wins over two or more seasons. Kentucky's record against SEC teams, including non-conference games, is shown below.

	UK Won	Lost		UK Won	Lost
Alabama .....	54	10	Mississippi State .....	32	5
Auburn .....	31	5	Tennessee .....	69	19
Florida .....	30	8	Vanderbilt .....	62	16
Georgia .....	44	2	*Tulane .....	33	4
Louisiana State .....	37	2	*Georgia Tech .....	43	10
Mississippi .....	38	1	*Sewanee .....	2	0

\* Former members.

### SEC COMPOSITE STANDING — 1933-1973

	CONFERENCE			ALL GAMES				
	W	L	Pct.	W	L	Pct.	Pts.	Opp.
1. Kentucky .....	14	4	.778	20	8	.714	2341	2098
2. Alabama .....	13	5	.722	22	8	.733	2462	2259
2. Vanderbilt .....	13	5	.722	20	6	.769	2005	1831
2. Tennessee .....	13	5	.722	15	9	.625	1683	1635
5. Louisiana State .....	9	9	.500	14	10	.583	1820	1812
6. Mississippi .....	8	10	.444	14	12	.539	1871	1745
7. Florida .....	7	11	.389	11	15	.423	1911	1993
8. Georgia .....	5	13	.278	10	16	.385	1904	1988
9. Mississippi State .....	4	14	.222	11	15	.423	2021	2069
10. Auburn .....	4	14	.222	6	20	.231	1852	2059

## HOME FLOOR LOSSES SINCE 1943

(Total of 34)

Date	Opponent	Score	Margin
Jan. 8, 1955	Georgia Tech .....	59-58	1
Dec. 10, 1955	Temple .....	73-61	12
Dec. 21, 1955	Dayton (UKIT) .....	89-74	15
Dec. 10, 1956	St. Louis .....	71-70	1
Mar. 16, 1957	Michigan State (NCAA) .....	80-68	12
Dec. 20, 1957	West Virginia (UKIT) .....	77-70	7
Dec. 19, 1959	West Virginia (UKIT) .....	79-70	9
Jan. 2, 1960	Georgia Tech .....	62-54	8
Feb. 27, 1960	Tennessee .....	65-63	2
Dec. 3, 1960	Florida State .....	63-58	5
Dec. 22, 1960	St. Louis (UKIT) .....	74-72*	2
Dec. 4, 1961	Southern California .....	79-77	2
Feb. 12, 1962	Mississippi State .....	49-44	5
Dec. 1, 1962	Virginia Tech .....	80-77	3
Dec. 17, 1962	North Carolina .....	68-66	2
Jan. 5, 1963	Georgia Tech .....	86-85**	1
Jan. 19, 1963	Tennessee .....	78-69*	9
Feb. 18, 1963	Vanderbilt .....	69-67	2
Mar. 2, 1964	St. Louis .....	67-60	7
Dec. 19, 1964	Illinois (UKIT) .....	91-86	5
Jan. 5, 1965	Vanderbilt .....	97-79	18
Dec. 5, 1966	Illinois .....	98-97*	1
Dec. 13, 1966	North Carolina .....	64-55	9
Dec. 17, 1966	Florida .....	78-75	3
Dec. 28, 1966	Cornell .....	92-77	15
Jan. 5, 1967	Vanderbilt .....	91-89*	2
Jan. 23, 1967	Tennessee .....	52-50**	2
Feb. 11, 1967	Mississippi State .....	77-72*	5
Mar. 16, 1968	Ohio State (NCAA) .....	82-81	1
Dec. 7, 1968	North Carolina .....	87-77	10
Dec. 19, 1970	Purdue (UKIT) .....	89-83	6
Dec. 13, 1971	Michigan State .....	91-85	6
Dec. 4, 1972	Iowa .....	79-66	13
Feb. 3, 1973	Vanderbilt .....	83-76	7

\* One overtime period.      \*\* Double overtime.      Average loss margin—6.1

(Kentucky's home floor winning streak started against Ft. Knox on Jan. 4, 1943, following a loss to Ohio State two nights earlier. Before Ga. Tech snapped the string, the Wildcats had posted a national record 129 consecutive victories. All told, since the Ohio State loss, the Wildcats have won 360 and lost only 34 at home. Since Memorial Coliseum became the home floor at the start of the 1950-51 season, the record is 275-34.)

## KENTUCKY COACHES THROUGH THE YEARS

Years at UK	Name	Tenure	Won	Lost	Pct.	Best Season
1903-09	W. W. H. Mustaine and Others† .....	7	21	35	.363	
1910	E. R. Sweetland & R. E. Spahr	1	4	8	.333	
1911	H. J. Iddings .....	1	5	6	.454	5-6 in 1911
1912	E. R. Sweetland .....	1	9	0	1.000	9-0 in 1912
1913	J. J. Tigert .....	1	6	3	.666	6-3 in 1913
1914-15	Alpha Brumage .....	2	18	7	.720	11-2 in 1914
1916	James Park .....	1	8	6	.571	8-6 in 1916
1917	W. P. Tuttle .....	1	4	6	.400	4-6 in 1917
1918	S. A. Boles .....	1	9	2-1*	.791	9-2-1 in 1918
1919	Andrew Gill .....	1	6	8	.428	6-8 in 1919
1920-24	George Buchheit .....	5	44	27	.619	13-1 in 1921
1925	C. O. Applegran .....	1	13	8	.619	13-8 in 1925
1926	Ray Eklund .....	1	15	3	.833	15-3 in 1926
1927	Basil Hayden .....	1	3	13	.187	3-13 in 1927
1928-30	John Mauer .....	3	40	14	.740	16-3 in 1930
1931-72	Adolph Rupp .....	42#	879	190	.822	25-0 in 1954
1973	Joe B. Hall .....	1	20	8	.714	20-8 in 1973

18 Coaches in 70 Seasons—Record 1448 Games:  
Won 1104, Lost 344, Tied 1—76.2%

\* Unique tie game resulted from scorer's error discovered after game.

# No schedule played in 1953—Rupp's record for 41 seasons.

† Basketball at UK reportedly started when W. W. H. Mustaine called together some students, took up a collection totaling \$3 for a ball and told them to start playing. There was no official coach from 1903 until 1910. Managers ran the team.

## ON THE TRAIL OF TITLES — NCAA CHAMPIONS

1939	Oregon	1951	<b>Kentucky</b>	1963	Loyola (Chicago)
1940	Indiana	1952	Kansas	1964	UCLA
1941	Wisconsin	1953	Indiana	1965	UCLA
1942	Stanford	1954	LaSalle	1966	Texas Western
1943	Wyoming	1955	San Francisco	1967	UCLA
1944	Utah	1956	San Francisco	1968	UCLA
1945	Oklahoma A&M	1957	North Carolina	1969	UCLA
1946	Oklahoma A&M	1958	<b>Kentucky</b>	1970	UCLA
1947	Holy Cross	1959	California	1971	UCLA
1948	<b>Kentucky</b>	1960	Ohio State	1972	UCLA
1949	<b>Kentucky</b>	1961	Cincinnati	1973	UCLA
1950	CCNY	1962	Cincinnati		

## TOP ALL-TIME KENTUCKY SCORERS—VARSITY CAREER

(The 1,000 Point Club)

Player—Pos.	Years	Points	Games	Average
Dan Issel (C) .....	3 (1968-70)	2,138	83	25.7
Cotton Nash (C-F) .....	3 (1962-64)	1,770	78†	22.69
Alex Groza (C) .....	4 (1945, 47-49)	1,744	120	14.4
Louie Dampier (G) .....	3 (1965-67)	1,575	80	19.7
Mike Casey (G) .....	3 (1968-69-71)	1,535	82	18.7
Ralph Beard (G) .....	4 (1946-49)	1,517	139	10.8
Cliff Hagan (C) .....	2½ (1951-52, 54)	1,475	77	19.2
Pat Riley (F) .....	3 (1965-67)	1,464	80	18.3
Johnny Cox (F) .....	3 (1957-59)	1,461	84	17.3
Mike Pratt (F) .....	3 (1968-70)	1,359	81	16.8
Frank Ramsey (G) .....	3 (1951-52, 54)	1,344	91	14.7
Jim Andrews (C) .....	3 (1971-73)	1,320	80	16.5
Tom Parker (F) .....	3 (1970-72)	1,238	80	15.5
Bill Spivey (C) .....	2 (1950-51)	1,213	63	19.2
Vernon Hatton (G) .....	3 (1956-58)	1,154	76	15.1
Wallace Jones (F) .....	4 (1946-49)	1,151	98*	.....
Bill Lickert (F-G) .....	3 (1959-61)	1,076	73	14.7
Jim Line (F) .....	4 (1947-50)	1,041	100*	.....
Bob Burrow (C) .....	2 (1955-56)	1,023#	51	20.0
Bobby Watson (G) .....	3 (1950-52)	1,001	96	10.4

\* No record for number of games played in 1947.

† Achieved membership in club earliest of any Wildcat, hitting 1,000th point in the 19th game of junior year.

# Kentucky career totals only. Junior College total of 2,191 points not included.

## TOP REGULAR SEASON SCORERS

Player—Pos.	Year	Games	FG	FT	TP	Ave.
Dan Issel (C) .....	1970 (Sr.)	26	339	198	876	33.7
Dan Issel (C) .....	1969 (Jr.)	26	269	159	697	26.8
Cotton Nash (C-F) .....	1964 (Sr.)	25	233	149	615	24.6
Cliff Hagan (C) .....	1954 (Sr.)	25	234	132	600	24.0
Cotton Nash (C-F) .....	1962 (Soph.)	24	205	161	571	23.8
Jim Andrews (C) .....	1972 (Jr.)	26	224	120	568	21.9
Pat Riley (F) .....	1966 (Jr.)	25	225	91	541	21.6
Louie Dampier (G) .....	1966 (Jr.)	25	211	99	521	20.8
Cliff Hagan (C) .....	1952 (Jr.)	26	206	128	540	20.8
Louie Dampier (G) .....	1967 (Sr.)	26	219	99	537	20.6
Cotton Nash (C-F) .....	1963 (Jr.)	25	176	162	514	20.6
Mike Casey (G) .....	1968 (Soph.)	25	215	76	506	20.2
Mike Pratt (F) .....	1970 (Sr.)	26	208	96	512	19.7
Alex Groza (C) .....	1949 (Sr.)	26	188	134	510	19.6
Jim Andrews (C) .....	1973 (Sr.)	26	217	75	509	19.6
Mike Casey (G-F) .....	1969 (Jr.)	26	220	65	505	19.3



Twenty-First Annual  
U.K. INVITATIONAL TOURNAMENT

Memorial Coliseum—December 21-22, 1973

First Night: Ohio State vs. Stanford—7:30 p.m., EST

Dartmouth vs. Kentucky—Appx. 9:30 p.m., EST

Second Night: Third Place Game—7:30 p.m., EST

Championship Game—Appx 9:30 p.m., EST



1972 UKIT All-Tournament Team—Left to Right: Ron Lee, Oregon; Kevin Grevey and Ronnie Lyons, Kentucky; Doug Little, Oregon; Jim Andrews, Kentucky. Andrews was tourney high scorer with 48 points and MVP the second consecutive year.

Ohio State makes its second appearance in the UKIT and seeks its first win after losing to Kentucky, 95-76, and to Oklahoma State, 63-59, in 1958.

The Buckeyes lead Kentucky, 7-6, in a series dating back to 1933, and won the last game between the two perennial powers, 82-81, in the 1968 NCAA Midwest Regional title game played in Memorial Coliseum.

Dartmouth and Stanford are newcomers to the tournament.

Kentucky leads Dartmouth, 2-1, in a series that began in 1942 when the Big Green beat the Cats, 47-28, in the NCAA tournament. Kentucky retaliated with two wins in the Coliseum, 95-49, in 1962, and 107-67, in 1965.

Stanford and Kentucky have never met in basketball.

**UKIT PARTICIPANTS THROUGH THE YEARS**  
(Listed Alphabetically)

Team	Record	Titles	Years Played
Air Force .....	Won 0, Lost 2		1965
Army .....	Won 1, Lost 1		1968
Bradley .....	Won 0, Lost 2		1968
California .....	Won 2, Lost 4		1960, '65, '71
Cincinnati .....	Won 1, Lost 1		1967
Colorado State .....	Won 1, Lost 1		1972
Dayton .....	Won 4, Lost 6	'55	1955-6, '64, -7, -9
De Paul .....	Won 0, Lost 2		1970
Duke .....	Won 1, Lost 3		1953, '69
Illinois .....	Won 3, Lost 3	'64	1956, '60, '64
Indiana .....	Won 1, Lost 1		1965
Iowa .....	Won 0, Lost 2		1962
Kansas State .....	Won 3, Lost 3		1961, '66, '70
KENTUCKY .....	Won 34, Lost 6	(14)	(Every)
LaSalle .....	Won 2, Lost 2		1953, '54
Michigan .....	Won 1, Lost 1		1968
Minnesota .....	Won 1, Lost 3		1955, '57
Missouri .....	Won 1, Lost 1		1971
Navy .....	Won 0, Lost 2		1970
Nebraska .....	Won 0, Lost 2		1972
North Carolina .....	Won 1, Lost 3		1957, '59
Ohio State .....	Won 0, Lost 2		1958
Oklahoma State .....	Won 1, Lost 1		1958
Oregon .....	Won 1, Lost 1		1972
Oregon State .....	Won 2, Lost 2		1962, '66
Penn State .....	Won 0, Lost 2		1966
Princeton .....	Won 2, Lost 2		1963, '71
Purdue .....	Won 2, Lost 0	'70	1970
St. Louis .....	Won 3, Lost 1	'60	1959, '60
South Carolina .....	Won 1, Lost 1		1967
Southern California .....	Won 1, Lost 1		1954
Southern Methodist .....	Won 1, Lost 1		1956
Tennessee .....	Won 1, Lost 1		1961
UCLA .....	Won 1, Lost 1		1953
Utah .....	Won 0, Lost 4		1954, '55
Wake Forest .....	Won 1, Lost 1		1963
West Virginia .....	Won 6, Lost 4	'57, 59	1957-8-9, '62, '64
Wisconsin .....	Won 0, Lost 2		1963
Xavier .....	Won 0, Lost 2		1961

## U.K.I.T. TEAM SINGLE GAME RECORDS

Most Points Scored (Kentucky 112 vs. Michigan—1st Round, 1963) .....	112
Most Points Both Teams (Kentucky 112 vs. Michigan 104—1st Round, 1968) .....	216
Fewest Points Scored (Southern California vs. LaSalle—1st Round, 1954) .....	38
Fewest Points Scored, Both Teams (LaSalle vs. Southern California—1st Round, 1954) .....	87
Most Field Goals Attempted (Kentucky vs. De Paul—1st Round, 1956) .....	100
Most Field Goals (Kentucky vs. De Paul—1st Round, 1970) .....	46
Most Free Throws Attempted (St. Louis vs. West Virginia—1st Round, 1959) .....	47
Most Free Throws Attempted, Both Teams (Kentucky 43 and Illinois 37—1st Round, 1960) .....	80
Most Free Throws Made (St. Louis vs. West Virginia—1st Round, 1959) .....	38
Most Rebounds (Dayton vs. West Virginia—Third Place Game, 1964; Purdue vs. Kentucky—Championship Game, 1970) .....	74
Fewest Personal Fouls (Kentucky vs. SMU—1956) .....	7
Most Personal Fouls (West Virginia vs. St. Louis—1st Round, 1959) .....	32
Most Personal Fouls, Both Teams (South Carolina 30 vs. Kentucky 23—Championship Game, 1967) .....	53
Biggest Margin of Victory (Kentucky 91, Indiana 56—Championship Game, 1965)	35
Smallest Margin of Victory (West Virginia 87 vs. St. Louis 86—1st Round, 1959) (Tied by St. Louis 54 vs. California 53 (1 OT)—1st Round, 1960; Cincinnati 71 vs. Dayton 70, 3rd Place, 1967) .....	1
Overtime Victories—St. Louis twice in 1960 (St. Louis 54 vs. California 43 (1 OT), St. Louis 74 vs. Kentucky 72 (1 OT))	
Best Shooting Percentage (Game) (Kentucky vs. Army—Championship, 1968) .....	61.5

## U.K.I.T. INDIVIDUAL SINGLE GAME RECORDS

Most Points Scored (Bill Bradley, Princeton vs. Wisconsin—3rd Place Game, 1963)	47
Most Field Goal Attempts (Bill Bradley, Princeton vs. Wisconsin—3rd Place Game, 1963) .....	37
Most Field Goals (Bill Bradley, Princeton vs. Wisconsin—3rd Place Game, 1963) ....	18
Most Free Throws Attempted (Rick Roberson, Cincinnati vs. South Carolina—1st Round, 1967) .....	21
Most Free Throws Made (Rick Roberson, Cincinnati vs. South Carolina—1st Round, 1967—on 21 FTA) .....	16
Most Rebounds (Ron Johnson, Minnesota vs. North Carolina—1st Round, 1957) ..	27

## HIGH POINT PERFORMERS BY YEARS (Two Games)

1972	Jim Andrews .....	48	1962	Cotton Nash (Kentucky) ....	57
1971	Brian Taylor (Princeton) ....	66	1961	Larry Pursiful (Kentucky) ..	60
1970	Mike Casey (Kentucky) .....	53	1960	Bill Lickert (Kentucky) .....	43
1969	Dan Issel (Kentucky) .....	60	1959	Jerry West (West Virginia)..	70
1968	Dan Issel (Kentucky) .....	56	1958	Jerry West (West Virginia)..	48
1967	Mike Casey (Kentucky) .....	46	1957	Ron Johnson (Minnesota) ..	56
1966	Louie Dampier (Kentucky) ..	51	1956	Jim Krebs (S.M.U.) .....	47
1965	Louie Dampier (Kentucky) ..	46	1955	Jim Paxson (Dayton) .....	51
1964	Henry Finkel (Dayton) .....	64	1954	Phil Grawmeyer (Kentucky)	41
1963	Bill Bradley (Princeton) .....	77	1953	Cliff Hagan (Kentucky) .....	55

## U.K.I.T. HISTORY

- 1953 CHAMPIONSHIP GAME: Kentucky 73, LaSalle 60.  
Consolation: UCLA 72, Duke 67.  
First Round: LaSalle 62, UCLA 53; Kentucky 85, Duke 69.  
Attendance: 16,714.
- 1954 CHAMPIONSHIP GAME: Kentucky 63, LaSalle 54.  
Consolation: Southern California 54, Utah 52.  
First Round: LaSalle 49, Southern California 38; Kentucky 70, Utah 65.  
Attendance: 17,973.
- 1955 CHAMPIONSHIP GAME: Dayton 89, Kentucky 74.  
Consolation: Minnesota 90, Utah 77.  
First Round: Dayton 77, Utah 73; Kentucky 72, Minnesota 65.  
Attendance: 19,185.
- 1956 CHAMPIONSHIP GAME: Kentucky 91, Illinois 70.  
Consolation: Southern Methodist 67, Dayton 59.  
First Round: Illinois 82, Dayton 65; Kentucky 73, Southern Methodist 67.  
Attendance: 15,753.
- 1957 CHAMPIONSHIP GAME: West Virginia 75, North Carolina 64.  
Consolation: Kentucky 78, Minnesota 58.  
First Round: North Carolina 73, Minnesota 67; West Virginia 77, Kentucky 70.  
Attendance: 20,956.
- 1958 CHAMPIONSHIP GAME: Kentucky 97, West Virginia 91.  
Consolation: Oklahoma State 63, Ohio State 59.  
First Round: West Virginia 67, Oklahoma St. 49; Kentucky 95, Ohio St. 76.  
Attendance: 20,386
- 1959 CHAMPIONSHIP GAME: West Virginia 79, Kentucky 70.  
Consolation: St. Louis 68, North Carolina 52.  
First Round: West Virginia 87, St. Louis 86; Kentucky 76, North Carolina 70.  
Attendance: 22,713.
- 1960 CHAMPIONSHIP GAME: St. Louis 74, Kentucky 72 (1 overtime).  
Third Place: California 72, Illinois 54.  
First Round: St. Louis 54, California 53 (1 overtime); Kentucky 83, Illinois 78.  
Attendance: 15,095.
- 1961 CHAMPIONSHIP GAME: Kentucky 80, Kansas State 67.  
Third Place: Tennessee 75, Xavier 70.  
First Round: Kansas State 75, Xavier 67; Kentucky 96, Tennessee 69.  
Attendance: 16,013.
- 1962 CHAMPIONSHIP GAME: Kentucky 79, West Virginia 75.  
Third Place: Oregon State 61, Iowa 55.  
First Round: West Virginia 70, Oregon State 65; Kentucky 94, Iowa 69.  
Attendance: 22,138.
- 1963 CHAMPIONSHIP GAME: Kentucky 98, Wake Forest 75.  
Third Place: Princeton 90, Wisconsin 87.  
First Round: Wake Forest 96, Princeton 67; Kentucky 108, Wisconsin 85.  
Attendance: 22,111.
- 1964 CHAMPIONSHIP GAME: Illinois 91, Kentucky 86.  
Third Place: Dayton 71, West Virginia 67.  
First Round: Illinois 104, Dayton 86; Kentucky 102, West Virginia 78.  
Attendance: 22,804
- 1965 CHAMPIONSHIP GAME: Kentucky 91, Indiana 56.  
Third Place: California 75, Air Force 70.  
First Round: Indiana 71, California 64; Kentucky 78, Air Force 58.  
Attendance: 21,069.

- 1966 CHAMPIONSHIP GAME: Kentucky 83, Kansas State 79.  
Third Place: Oregon State 64, Penn State 61.  
First Round: Kansas State 83, Penn State 59; Kentucky 96, Oregon State 66.  
Attendance: 21,318.
- 1967 CHAMPIONSHIP GAME: Kentucky 76, South Carolina 66.  
Third Place: Cincinnati 71, Dayton 70.  
First Round: South Carolina 64, Cincinnati 61; Kentucky 88, Dayton 85.  
Attendance: 22,371.
- 1968 CHAMPIONSHIP GAME: Kentucky 80, Army 65.  
Third Place: Michigan 95, Bradley 93.  
First Round: Army 54, Bradley 52; Kentucky 112, Michigan 104.  
Attendance: 23,000.
- 1969 CHAMPIONSHIP GAME: Kentucky 98, Duke 76.  
Third Place: Dayton 83, Navy 69.  
First Round: Duke 72, Dayton 67; Kentucky 73, Navy 59.  
Attendance: 23,365.
- 1970 CHAMPIONSHIP GAME: Purdue 89, Kentucky 83.  
Third Place: Kansas State 78, De Paul 68.  
First Round: Purdue 87, Kansas State 68; Kentucky 106, De Paul 85.  
Attendance: 23,462.
- 1971 CHAMPIONSHIP GAME: Kentucky 96, Princeton 82.  
Third Place: Missouri 82, California 70.  
First Round: Princeton 85, California 59; Kentucky 83, Missouri 79.  
Attendance: 22,337.
- 1972 CHAMPIONSHIP GAME: Kentucky 95, Oregon 68.  
Third Place: Colorado State 57, Nebraska 51.  
First Round: Oregon 73, Colorado State 69; Kentucky 85, Nebraska 60.  
Attendance: 23,100.

## TOURNAMENT TRAIL

### U.K. INVITATIONAL TOURNAMENT

(20 Appearances—14 Championships)

- |      |                |  |
|------|----------------|--|
| 1972 | Won 2, Lost 0. | Defeated Nebraska and Oregon for Championship.                                 |
| 1971 | Won 2, Lost 0. | Defeated Missouri and Princeton for Championship.                              |
| 1970 | Won 1, Lost 1. | Lost Championship to Purdue.   |
| 1969 | Won 2, Lost 0. | Defeated Navy and Duke for Championship.                                       |
| 1968 | Won 2, Lost 0. | Defeated Michigan and Army for Championship.                                   |
| 1967 | Won 2, Lost 0. | Defeated Dayton and South Carolina for championship.                           |
| 1965 | Won 2, Lost 0. | Defeated Air Force and Indiana for championship.                               |
| 1964 | Won 1, Lost 1. | Lost championship to Illinois.   |
| 1963 | Won 2, Lost 0. | Defeated Wisconsin and Wake Forest for title.                                  |
| 1962 | Won 2, Lost 0. | Defeated Iowa and West Virginia for championship.                              |
| 1961 | Won 2, Lost 0. | Defeated Tennessee and Kansas State for championship.                          |
| 1960 | Won 1, Lost 1. | Lost championship to St. Louis.  |
| 1959 | Won 1, Lost 1. | Lost championship to West Virginia.  |
| 1958 | Won 2, Lost 0. | Defeated Ohio State and West Virginia for championship.                        |
| 1957 | Won 1, Lost 1. | Eliminated by West Virginia in first game, Defeated Minnesota for third place. |
| 1956 | Won 2, Lost 0. | Defeated Southern Methodist and Illinois for championship.                     |
| 1955 | Won 1, Lost 1. | Lost championship to Dayton.   |
| 1954 | Won 2, Lost 0. | Defeated Utah and LaSalle for championship.                                    |
| 1953 | Won 2, Lost 0. | Defeated Duke and LaSalle for championship.                                    |

(For Dates, Sites and Scores See All-Time Record Section)

## N.C.A.A. TOURNAMENT

(Record 21 Appearances—4 Championships)

- 1973 Won 1, Lost 1. Eliminated by Indiana in Mideast Regional Finals.  
1972 Won 1, Lost 1. Eliminated by Florida State in Mideast Regional Finals.  
1971 Won 0, Lost 2. Lost to Western Kentucky in Mideast Regional first game.  
1970 Won 1, Lost 1. Eliminated by Jacksonville in Mideast Regional finals.  
1969 Won 1, Lost 1. Lost to Marquette in Mideast Regional first game.  
1968 Won 1, Lost 1. Eliminated by Ohio State in Regional finals.  
1966 Won 3, Lost 1. Lost to Texas Western in championship game.  
1964 Won 0, Lost 2. Lost to Ohio University in Mideast Regional first game.  
1962 Won 1, Lost 1. Eliminated by Ohio State in Mideast Regional finals.  
1961 Won 1, Lost 1. Eliminated by Ohio State in Mideast Regional finals.  
1959 Won 1, Lost 1. Eliminated by Louisville in Mideast Regional first round  
1958 NATIONAL CHAMPIONS.  
Won 4, Lost 0. Defeated Seattle for title.  
1957 Won 1, Lost 1. Eliminated by Michigan State in Midwest Regional finals.  
1956 Won 1, Lost 1. Eliminated by Iowa in Eastern Regional finals.  
1955 Won 1, Lost 1. Eliminated by Marquette in Eastern Regional first round.  
1954 Withdrew after winning automatic berth as SEC champion.  
1952 Won 1, Lost 1. Eliminated by St. Johns in Eastern Regional finals.  
1951 NATIONAL CHAMPIONS.  
Won 4, Lost 0. Defeated Kansas State for title.  
1949 NATIONAL CHAMPIONS.  
Won 3, Lost 0. Defeated Oklahoma A&M for title.  
1948 NATIONAL CHAMPIONS.  
Won 3, Lost 0. Defeated Baylor for title.  
1945 Won 1, Lost 1. Eliminated by Ohio State in first round.  
1942 Won 1, Lost 1. Eliminated by Dartmouth in second game.

(For Dates, Sites and Scores See All-Time Record Section)

## SUGAR BOWL TOURNAMENT

(Ten Appearances—Five Championships)

- 1963 Won 2, Lost 0. Defeated Duke for championship.  
1956 Won 2, Lost 0. Defeated Houston for championship.  
1951 Won 1, Lost 1. Eliminated in finals by St. Louis.  
Defeated Syracuse in consolation game.  
1950 Won 1, Lost 1. Eliminated in first game by St. Louis.  
1949 Won 2, Lost 0. Defeated Bradley for championship.  
1948 Won 1, Lost 1. Eliminated in finals by St. Louis.  
1946 Won 0, Lost 1. Lost to Oklahoma A&M.  
1940 Won 0, Lost 1. Lost to Indiana.  
1939 Won 1, Lost 0. Defeated Ohio State for championship.  
1937 Won 1, Lost 0. Defeated Pittsburgh for championship.

(For Dates, Sites and Scores See All-Time Record Section)

## NATIONAL INVITATION TOURNAMENT (NIT)

(Five Appearances—One Championship)

- 1950 Won 0, Lost 1. Eliminated in first game by CCNY.  
1949 Won 0, Lost 1. Eliminated in first game by Loyola (Chicago).  
1947 Won 2, Lost 1. Eliminated by Utah in third game.  
1946 Won 3, Lost 0. Defeated Rhode Island for championship.  
1944 Won 2, Lost 1. Eliminated by St. John's in second game. Defeated Oklahoma A&M in consolation game.

(For Dates, Sites and Scores See All-Time Record Section)

## SOUTHERN INTERCOLLEGIATE ATHLETIC ASSOCIATION (SIAA) TOURNAMENT

(Three Appearances—One Championship)

- 1924 Won 0, Lost 1. Eliminated in first game by North Carolina.  
1922 Won 1, Lost 1. Eliminated in second game by Mercer.  
1921 Won 4, Lost 0. Defeated Georgia for championship.

## SOUTHERN CONFERENCE TOURNAMENT

(Seven Appearances—No Championships)\*

- 1932 Won 1, Lost 1. Eliminated in second game by North Carolina.  
1931 Won 3, Lost 1. Eliminated in finals by Maryland.  
1930 Won 2, Lost 1. Eliminated in semi-finals by Duke.  
1929 Won 1, Lost 1. Eliminated in second game by Georgia.  
1928 Won 2, Lost 1. Eliminated in semi-finals by Mississippi.  
1926 Won 2, Lost 1. Eliminated in semi-finals by Miss A&M.  
1925 Won 1, Lost 1. Eliminated in second game by Georgia.

\* Kentucky joined Southeastern Conference in 1933.

## OLYMPIC TRIALS TOURNAMENT

(One Appearance—Champions College Bracket)

- 1948 Won 2, Lost 1. Qualified as NCAA Champion. Defeated Louisville and Baylor for championship College Bracket. Lost to AAU Champion Phillips Oilers in National Finals.

## OLYMPIC GAMES

(One Appearance—One World Championship)

- 1948 Won 8, Lost 0. Kentucky participated along with the Phillips Oilers as the United States' basketball entry. Defeated France for the championship.

## SOUTHEASTERN CONFERENCE (SEC) TOURNAMENT

(Nineteen Appearances—Record 13 Championships)\*

- 1952 Won 4, Lost 0. Defeated Louisiana State for championship.  
1951 Won 3, Lost 1. Eliminated in finals by Vanderbilt.  
1950 Won 3, Lost 0. Defeated Tennessee for championship.  
1949 Won 4, Lost 0. Defeated Tulane for championship.  
1948 Won 4, Lost 0. Defeated Georgia Tech for championship.  
1947 Won 4, Lost 0. Defeated Tulane for championship.  
1946 Won 4, Lost 0. Defeated Louisiana State for championship.  
1945 Won 4, Lost 0. Defeated Tennessee for championship.  
1944 Won 3, Lost 0. Defeated Tulane for championship.  
1943 Won 3, Lost 1. Eliminated in finals by Tennessee.  
1942 Won 4, Lost 0. Defeated Alabama for championship.  
1941 Won 3, Lost 1. Eliminated in finals by Tennessee.  
1940 Won 3, Lost 0. Defeated Georgia for championship.  
1939 Won 3, Lost 0. Defeated Tennessee for championship.  
1938 Won 0, Lost 1. Eliminated in first game by Tulane.  
1937 Won 3, Lost 0. Defeated Tennessee for championship.  
1936 Won 1, Lost 1. Eliminated in second game by Tennessee.  
1935 No Tournament Held.  
1934 Won 0, Lost 1. Eliminated in first game by Florida.  
1933 Won 4, Lost 0. Defeated Mississippi State for championship.

\* No tournament held since 1952.

## FAME COMES TO THE WILDCATS

### OLYMPIC GOLD MEDAL WINNERS

(With seven players winning the coveted medal for Olympic participation, the University of Kentucky leads the nation in honorees.)

Wallace Jones .....	1948	Kenny Rollins .....	1948
Cliff Barker .....	1948	Billy Evans .....	1956
Ralph Beard .....	1948	Adrian Smith .....	1960
Alex Groza .....	1948		

### CHANDLER TROPHY

(Donated annually by Radio Station WVLK of Lexington in honor of A. B. (Happy) Chandler, two-time Governor of Kentucky and former Commissioner of Baseball. This trophy is awarded to the basketball player chosen by a secret committee as best exemplifying the qualities of leadership, scholarship, character and ability.)

1973 .....	Kevin Grevey	1960 .....	Dick Parsons
1972 .....	Stan Key	1959 .....	Johnny Cox
1971 .....	Larry Steele	1958 .....	Vernon Hatton
1970 .....	Dan Issel	1957 .....	Ed Beck
1969 .....	Dan Issel	1956 .....	Bob Burrow
1968 ....	Thad Jaracz, Cliff Berger (tie)	1955 .....	Bill Evans
1967 ....	Louie Dampier, Pat Riley (tie)	1954 .....	Frank Ramsey
1966 ..	Larry Conley, Tommy Kron (tie)	1953 .....	Not awarded
1965 .....	Terry Mobley	1952 .....	Frank Ramsey
1964 .....	Larry Conley	1951 .....	Frank Ramsey
1963 .....	Roy Roberts	1961 .....	Dick Parsons
1962 .....	Larry Pursiful		

### JOE B. HALL TROPHY

(Donated by Joe B. Hall to UK's Best Varsity Free Throw Shooter)

1973 .....	Steve Lochmueller .....	33 of 38—86.8%
------------	-------------------------	----------------

### ADOLPH F. RUPP TROPHY

(Donated by Adolph Rupp to UK's Best Varsity Free Throw Shooter—Retired in 1972)

1972 .....	Ronnie Lyons (G) .....	70 of 80—87.5%
1971 .....	Kent Hollenbeck (G) .....	82 of 93—88.2%
1970 .....	Larry Steele (F) .....	45 of 49—91.8%
1969 .....	Phil Argento (G) .....	47 of 61—77.0%
1968 .....	Mike Casey (G) .....	79 of 96—82.3%
1967 .....	Louie Dampier (G) .....	99 of 119—87.2%
1966 .....	Tommy Kron (G) .....	57 of 67—85.1%
1965 .....	Louie Dampier (G) .....	84 of 100—84.0%
1964 .....	Tommy Kron (G) .....	28 of 34—82.3%
1963 .....	Scotty Baesler (G) .....	59 of 69—85.5%
1962 .....	Larry Pursiful (G) .....	89 of 109—81.6%

### KENTUCKY CENTRAL INSURANCE COMPANIES TROPHY

(Given annually by Kentucky Central, Lexington, to the player chosen by a secret committee as most valuable to his team.)

1973 .....	Jim Andrews	1967 (tie) ....	Louie Dampier, Pat Riley
1972 .....	Tom Parker	1966 (tie) ....	Pat Riley, Louie Dampier
1971 .....	Larry Steele	1965 .....	Pat Riley
1970 .....	Dan Issel, Mike Pratt	1964 (tie) ..	Cotton Nash, Larry Conley
1969 .....	Dan Issel	1963 .....	Ted Deeken
1968 .....	Mike Casey	1962 .....	Cotton Nash

### HARRY C. LANCASTER AWARD

(Presented by Dawahare's of Kentucky to Varsity Starter Committing Fewest Turnovers)

1973 .....	Ronnie Lyons (46)
------------	-------------------



### KIWANIS 110 PERCENTER AWARD

(Given annually by the Kiwanis Clubs of Lexington to the player demonstrating effort beyond the call of duty.)

1973 .....	Ronnie Lyons	1968 .....	Mike Casey
1972 .....	Larry Stamper	1967 .....	Brad Bourids
1971 .....	Larry Steele	1966 .....	Larry Conley
1970 .....	Coach Adolph Rupp	1965 .....	Pat Riley
1969 .....	Mike Pratt	1964 .....	Larry Conley

### FRANK SEALE AWARD

(Presented by Athletics Alumnus Frank Seale to Outstanding Senior)

1973 .....	Jim Andrews
1972 .....	Tom Parker
1971 .....	Mike Casey
1970 .....	Dan Issel
1969 .....	Phil Argento
1968 .....	Thad Jaracz
1967 (tie) .....	Louie Dampier, Pat Riley
1966 (tie) .....	Larry Conley and Tommy Kron
1965 .....	John Adams

### FIRST SECURITY BANK AWARD

(Given By First Security National Bank To Leading Varsity Rebounder)

1973 .....	Jim Andrews (348)
1972 .....	Jim Andrews (315)
1971 .....	Tom Payne (283)
1970 .....	Dan Issel (369)
1969 .....	Dan Issel (321)
1968 .....	Dan Issel (428)
1967 .....	Thad Jaracz (215)
1966 .....	Pat Riley (259)
1965 .....	John Adams (214)

### K-MEN'S SCHOLASTIC AWARD

(Given by K-Men's Association in Memory of Sam Huey to the Team's Top Scholar Athlete Over Four-Year Period)

1973 .....	Dan Perry
1972 .....	Tom Parker
1971 .....	Jim Dinwiddie
1970 .....	Dan Issel
1969 .....	Phil Argento
1968 .....	Cliff Berger
1967 .....	Louie Dampier
1966 .....	Tommy Kron

### CLAUDE SULLIVAN MEMORIAL AWARD

(Presented by the Committee of 101 to the Varsity Leader in Assists)

1973 .....	Jimmy Dan Conner (83)
1972 .....	Stan Key (89)
1971 .....	Larry Steele (93)
1970 .....	Mike Pratt (99)
1969 .....	Mike Casey (129)
1968 .....	Mike Pratt (82)
1967 .....	Pat Riley (68)
1966 .....	Larry Conley (100)

### CENTRAL KENTUCKY NEWS CO. AWARD

(Presented by Stephen F. Rardin to Outstanding Varsity Defensive Player)

1973 .....	Mike Flynn
------------	------------

## JAYCEES FRESHMAN LEADERSHIP AWARD

(Presented By Lexington Junior Chamber of Commerce To Freshman Chosen For Leadership On and Off The Court.)

1973 .....	Reggie Warford	1968 .....	Greg Starrick
1972 .....	Jimmy Dan Conner	1967 .....	Dan Issel
1971 .....	Ronnie Lyons	1966 .....	Phil Argento
1970 .....	Doug Flynn	1965 .....	Jim LeMaster
1969 .....	Randy Noll		

## TENNESSEE CLUB SEC AWARDS

1970 .....	Dan Issel, Rebounder	1967 .....	Louie Dampier, Shooter
1968 .....	Cliff Berger, Academic	1967 .....	Pat Riley, Sportsmanship

## SHIVELY MEMORIAL PLAQUE

(Presented by Notre Dame University in Memory of the late UK Athletic Director, Bernie Shively, to Most Valuable Player in Kentucky-Notre Dame Game)

1972 .....	Jim Andrews (Kentucky)
1971 .....	Tom Parker (Kentucky)
1970 .....	Austin Carr (Notre Dame)
1969 .....	Mike Pratt (Kentucky)
1968 .....	Phil Argento (Kentucky)
1967 .....	Mike Casey (Kentucky)

## NAISMITH BASKETBALL HALL OF FAME

1969 .....	Adolph Rupp (Coach)
------------	---------------------

## ALL-SOUTHEASTERN CONFERENCE

(53 Players Chosen 93 Times)

Ellis Johnson (G) .....	1933	Shelby Linville (F) .....	1951
Forest Sale (C) .....	1933	Bobby Watson (G) .....	1951, '52
John DeMoisey (F) .....	1933, '34	Frank Ramsey (G) .....	1951, '52, '54
Bill Davis (G) .....	1934	Cliff Hagan (C) .....	1952, '54
Leroy Edwards (C) .....	1935	Bill Evans (G-F) .....	1955
Dave Lawrence (F) .....	1935	Bob Burrow (C) .....	1955, '56
Ralph Carlisle (F) .....	1936, '37	Johnny Cox (F) .....	1957, '58, '59
Warfield Donohue (G) .....	1937	Vernon Hatton (G) .....	1958
Bernie Opper (G) .....	1938, '39	Don Mills (C) .....	1960
Layton Rouse (G) .....	1940	Bill Lickert (F-G) .....	1959, '60, '61
Lee Huber (G) .....	1941	Larry Pursiful (G) .....	1962
James King (C) .....	1941	Cotton Nash (C-F) .....	1962, '63, '64
Marvin Akers (F) .....	1941, '43	Ted Deeken (F) .....	1964
Ermal Allen (F) .....	1942	Tommy Kron (G) .....	1965, '66
Melvin Brewer (C) .....	1943	Pat Riley (F) .....	1965, '66
Bob Brannum (C) .....	1944	Thad Jaracz (C-F) .....	1966
Jack Parkinson (G) .....	1944, '45, '46	Larry Conley (F) .....	1966
Jack Tingle (F) .....	1944, '45, '46, '47	Louie Dampier (G) .....	1965, '66, '67
Kenton Campbell (C) .....	1945	Mike Casey (G) .....	1968, '69, '71
Ralph Beard (G) .....	1946, '47, '48, '49	Dan Issel (C) .....	1968, '69, '70
Wallace Jones (F) .....	1946, '47, '48, '49	Mike Pratt (F) .....	1969, '70
Joe Holland (F) .....	1947	Larry Steele (F) .....	1971
Alex Groza (C) .....	1948, '49	Tom Parker (F) .....	1971, '72
Kenny Rollins (G) .....	1947, '48	Tom Payne (C) .....	1971
Jim Line (F) .....	1950	Jim Andrews (C) .....	1972, '73
Bill Spivey (C) .....	1950, '51	Kevin Grevey (F) .....	1973
Walt Hirsch (F) .....	1951		

# KENTUCKY ALL-AMERICANS

(25 Players Chosen 37 Times)



**BASIL HAYDEN**  
Forward—1921



**BURGESS CAREY**  
Guard—1925



**CAREY SPICER**  
F—1929-31



**PAUL McBRAYER**  
Guard—1930



**FOREST SALE**  
C-F—1932-33



**ELLIS JOHNSON**  
Guard—1933



**JOHN DeMOISEY**  
Center—1934



**LeROY EDWARDS**  
Center—1935



**BERNARD OPPER**  
Guard—1939



**LEE HUBER**  
Guard—1940-41



**BOB BRANNUM**  
Center—1944



**JACK PARKINSON**  
Guard—1946



**RALPH BEARD**  
G—1947-48-49



**ALEX GROZA**  
C—1947-48-49



**WALLACE JONES**  
Forward—1949



**BILL SPIVEY**  
Center—1951



**CLIFF HAGAN**  
C—1952, 54



**FRANK RAMSEY**  
G—1952, 54



**BOB BURROW**  
Center—1956



**VERNON HATTON**  
Guard—1958



**JOHNNY COX**  
Forward—1959



**COTTON NASH**  
C-F—1962-63-64



**PAT RILEY**  
Forward—1966



**LOUIE DAMPIER**  
Guard—1966



**DAN ISSEL**  
C—1969-70

## KENTUCKY ACADEMIC ALL-AMERICANS

Louie Dampier .....	Guard .....	1966-67
Dan Issel .....	Center .....	1970
Mike Pratt .....	Forward .....	1970
Mike Casey .....	Guard .....	1971

## ALL-NCAA TOURNAMENT

*Alex Groza (C) .....	1948, '49	Johnny Cox (F) .....	1958
Bill Spivey (C) .....	1951	Pat Riley (F) .....	1966
Shelby Linville (F) .....	1951	Louie Dampier (G) .....	1966
Vernon Hatton (G) .....	1958		

\* Chosen Most Valuable Player 1948, '49.

### (REGIONAL)

Larry Pursiful (G) .....	1962	Cotton Nash (C-F) .....	1962
*Alex Groza (C) .....	1948, '49	*Pat Riley (F) .....	1966
Bill Spivey (C) .....	1951	Louie Dampier (G) .....	1966
Bob Burrow (C) .....	1955, '56	Mike Casey (G) .....	1968
Vernon Hatton (G) .....	1958	Dan Issel (C) .....	1968, '69, '70
Johnny Cox (F) .....	1957, '58, '59	Jim Andrews (C) .....	1972, '73
Bill Lickert (F) .....	1961		

\* Chosen Most Valuable Player.

## ALL-SOUTHERN CONFERENCE

Paul Jenkins (G) .....	1926	George Yates (G) .....	1931
Carey Spicer (G) .....	1929-'31	Ellis Johnson (C-F) .....	1932
Louis McGinnis (F) .....	1931		

---

Basil Hayden, who became the University of Kentucky's first basketball All-American in 1921, coached the Wildcats during the 1926-27 season, becoming the first UK alumnus to return as coach. Forty-six years later, Joe B. Hall, who was on the 1948-49 UK squad, became the second alumnus coach at UK.

---

James Park, who coached the 1916 UK basketball team for athletic director J. J. Tigert, was a three-sport star at UK, earning letters in football, basketball and baseball. He scored five touchdowns rushing against Earlham in 1914 for a UK record that still stands. Park played major baseball after graduating from UK and later was a noted judge and attorney.

---

Basil Hayden started his first and only season as UK coach (1926-27) with a lineup of football players—Paul Jenkins and Ray Ellis at forward, Elmer (Baldy) Gilb at running guard, Clair Dees at backguard and Foster Helm at center—and showed up himself with a bad case of tonsillitis. He directed the team by penciled messages to Capt. Jenkins. The Wildcats lost to Cincinnati.

## KENTUCKY BASKETBALL MODERN RECORD

### 1945-46 SEASON

Won 28, Lost 2           NIT Champions  
SEC Champions (Tournament)

— Leading Scorers —

Jack Parkinson (6-0 Jr. G) .....	11.3
Wallace Jones (6-4 Fr. F) .....	9.7
Ralph Beard (5-10½ Fr. G) .....	9.3
Jack Tingle (6-3 Jr. F) .....	9.2
Wilbur Schu (6-4 Sr. F) .....	7.7

### 1946-47 SEASON

Won 34, Lost 3           NIT Runner-up  
SEC Champions (Tournament)

— Leading Scorers —

Alex Groza (6-7 Fr. C-F) .....	393 Pts.*
Ralph Beard (5-10½ Soph. G) .....	392 Pts.
Kenneth Rollins (6-0 Jr. G) .....	310 Pts.
Joe Holland (6-4 Sr. F) .....	224 Pts.
Wallace Jones (6-4 Soph. C) .....	217 Pts.

\* No record of number of games played by each man. Averages cannot be determined.

### 1947-48 SEASON—Won 36, Lost 3

World Champions (Olympic Games)  
SEC Champions (Tournament)  
National Champions (NCAA Tournament)

— Leading Scorers —

Alex Groza (6-7 Jr. C) .....	12.5
(488 TP in 39 Games)	
Ralph Beard (5-10½ Jr. G) .....	12.5
(476 TP in 38 Games)	
Wallace Jones (6-4 Jr. F-C) .....	9.3
James Line (6-2 Soph. F) .....	6.9
Kenneth Rollins (6-0 Sr. G) .....	6.6

### 1948-49 SEASON—Won 32, Lost 2

National Champions (NCAA Tournament)  
SEC Champions (Tournament)

Ranked 1st Nationally AP

Runner-up Sugar Bowl

Loser NIT in Attempted "Grand Slam"

— Leading Scorers —

Alex Groza (6-7 Sr. C) .....	20.5
Ralph Beard (5-10½ Sr. G) .....	10.8
Wallace Jones (6-4 Sr. F-C) .....	9.6
Cliff Barker (6-2 Sr. G-F) .....	7.3
Dale Barnstable (6-3 Jr. F-G) .....	6.1

### 1949-50 SEASON—Won 25, Lost 5

SEC Champions (Tournament)

Sugar Bowl Champions

NIT Participant (0-1)

Ranked 3rd Nationally AP

— Leading Scorers —

Bill Spivey (7-0 Soph. C) .....	19.3
Jim Line (6-2 Sr. F) .....	13.1
Walt Hirsch (6-4 Jr. F) .....	9.9
Bobby Watson (5-10 Soph. G) .....	7.5
Dale Barnstable (6-3 Sr. G) .....	5.9

### 1950-51 SEASON—Won 32, Lost 2

National Champions (NCAA Tournament)  
SEC Champions

Ranked 1st Nationally AP-UP

Third Sugar Bowl Tournament

— Leading Scorers —

Bill Spivey (7-0 Jr. C) .....	19.2
Shelby Linville (6-5 Jr. F) .....	10.4
Bobby Watson (5-10 Jr. G) .....	10.4
Frank Ramsey (6-3 Soph. G) .....	10.1
Walt Hirsch (6-3 Sr. F) .....	9.1

### 1951-52 SEASON—Won 29, Lost 3

Ranked 1st Nationally AP-UP

SEC Champions (14-0)

NCAA Tournament Participant (1-1)

Runner-up Sugar Bowl

— Leading Scorers —

Cliff Hagan (6-4 Jr. C) .....	21.6
Frank Ramsey (6-3 Jr. G) .....	15.9
Bobby Watson (5-10 Sr. G) .....	13.1
Lou Tsioropoulos (6-5 Jr. F) .....	7.9
Lucian Whitaker (6-0 Sr. F) .....	7.8

### 1952-53 SEASON (No Schedule Played)

### 1953-54 SEASON

Won 25, Lost 0

Ranked 1st Nationally AP, 2nd UPI

UKIT Champions SEC Champions (14-0)

Declined NCAA Berth

— Leading Scorers —

Cliff Hagan (6-4 Sr. C) .....	24.0
Frank Ramsey (6-3 Sr. G) .....	19.6
Lou Tsioropoulos (6-5 Sr. F) .....	14.5
Billy Evans (6-1 Jr. F) .....	8.4
Gayle Rose (6-0 Jr. G) .....	6.7

### 1954-55 SEASON—Won 23, Lost 3

NCAA Tournament Participant (1-1)

UKIT Champions SEC Champions (12-2)

Ranked 2nd Nationally AP, UPI

— Leading Scorers —

Bob Burrow (6-7 Jr. C) .....	19.0
Billy Evans (6-1 Sr. G) .....	13.9
Jerry Bird (6-6 Jr. F) .....	10.7
Phil Grawemeyer (6-7½ Jr. F) .....	13.0*
Gayle Rose (6-0 Sr. G) .....	7.4

\* Grawemeyer ranked 4th in total points with 260 in 20 games. Broke leg against De Paul and missed last six games.

**1955-56 SEASON**—Won 20, Lost 6  
 Ranked 9th Nationally AP  
 Second SEC (12-2)  
 NCAA Tournament Participant (1-1)  
 UKIT Runner-up

— Leading Scorers —

Bob Burrow (6-7 Sr. C) .....21.1  
 Jerry Bird (6-6 Sr. F) .....16.2  
 Vernon Hatton (6-3 Soph. G) .....13.3  
 Gerry Calvert (5-11 Jr. G) .....11.2  
 Phil Grawemeyer (6-7½ Sr. F) ..... 8.4

**1956-57 SEASON**—Won 23, Lost 5  
 Ranked 3rd Nationally AP, UPI  
 UKIT Champions SEC Champions (12-2)  
 Sugar Bowl Champions  
 NCAA Tournament Participant (1-1)

— Leading Scorers —

Johnny Cox (6-4 Soph. F) .....19.4  
 Gerry Calvert (5-11 Sr. G) .....15.2  
 Vernon Hatton (6-3 Jr. G) .....14.8  
 John Crigler (6-3 Jr. F) .....10.3  
 Ed Beck (6-7 Jr. C) ..... 9.5

**1957-58 SEASON**—Won 23, Lost 6  
 National Champions (NCAA Tournament)  
 SEC Champions (12-2)  
 Ranked 9th Nationally AP, 14th UPI  
 UKIT Participant (1-1)

— Leading Scorers —

Vernon Hatton (6-3 Sr. G) .....17.1  
 Johnny Cox (6-4 Jr. F) .....14.9  
 John Crigler (6-3 Sr. F) .....13.6  
 Adrian Smith (6-0 Sr. G) .....12.4  
 Ed Beck (6-7 Sr. C) ..... 5.6

**1958-59 SEASON**—Won 24, Lost 3  
 NCAA Tournament Participant (1-1)  
 UKIT Champions Second SEC (12-2)  
 Ranked 2nd Nationally

— Leading Scorers —

Johnny Cox (6-4 Sr. F) .....17.9  
 Billy Ray Lickert (6-3 Soph. G) .....13.5  
 Bennie Coffman (6-0 Jr. G) .....10.7  
 Don Mills (6-6 Jr. C) .....10.5  
 Dickie Parsons (5-10 Soph. G) ..... 8.0  
 (216 TP in 27 G)  
 Sid Cohen (6-1 Jr. G) ..... 8.  
 (203 TP in 25 G)

**1959-60 SEASON**—Won 19, Lost 7  
 Third SEC (10-4) UKIT Runner-up  
 — Leading Scorers —

Don Mills (6-6 Sr. C-F) .....12.7  
 (319 TP in 25 G)  
 Billy Ray Lickert (6-3 Jr. F-G) .....14.4  
 (288 TP in 20 G)  
 Sid Cohen (6-1 Sr. G) .....10.7  
 Bennie Coffman (6-0 Sr. G) .....10.2  
 Ned Jennings (6-9 Jr. C) ..... 8.8

**1960-61 SEASON**—Won 19, Lost 9  
 NCAA Tournament Participant (1-1)  
 UKIT Runner-up Second SEC (10-4)  
 Ranked 18th Nationally UPI

— Leading Scorers —

Billy Ray Lickert (6-3 Sr. F-G) .....16.0  
 Roger Newman (6-4 Sr. F-G) .....14.1  
 Larry Pursiful (6-1 Jr. G) .....13.4  
 Ned Jennings (6-9 Sr. C) .....11.5  
 Carroll Burchett (6-4 Jr. F-C) ..... 5.1

#### 1961-62 SEASON

Won 23, Lost 3 UKIT Champions  
 SEC Co-Champions (13-1)  
 NCAA Tournament Participant (1-1)  
 Ranked 3rd Nationally AP, UPI

— Leading Scorers —

Cotton Nash (6-5 Soph. C-F) .....23.4  
 Larry Pursiful (6-1 Sr. G) .....19.1  
 Carroll Burchett (6-4 Sr. C-F) .....11.2  
 Scotty Baesler (6-0 Jr. G) .....10.9  
 Roy Roberts (6-4 Jr. F) ..... 7.0

**1962-63 SEASON**—Won 16, Lost 9  
 Fifth SEC (8-6) UKIT Champions

— Leading Scorers —

Cotton Nash (6-5 Jr. F-C) .....20.6  
 \*Charles Ishmael (6-5 Jr. G) .....11.1  
 Ted Deeken (6-3½ Jr. F) ..... 9.8  
 Scotty Baesler (5-11½ Sr. G) ..... 9.7  
 Roy Roberts (6-4 Sr. F) ..... 9.0  
 \* Ineligible second semester.

**1963-64 SEASON**—Won 21, Lost 6  
 UKIT and Sugar Bowl Champions  
 SEC Champions (11-3)  
 Ranked 3rd UPI, 4th AP Nationally  
 NCAA Tournament Participant (0-2)

— Leading Scorers —

Cotton Nash (6-5 Sr. C-F) .....24.0  
 Ted Deeken (6-3½ Sr. F) .....18.5  
 Larry Conley (6-3 Soph. F-C) .....12.2  
 Terry Mobley (6-2½ Jr. G) ..... 9.4  
 Randy Embry (5-11 Jr. G) ..... 7.2

**1964-65 SEASON**—Won 15, Lost 10  
5th SEC (10-6) Unranked in Polls  
UKIT Runner-up

— Leading Scorers —  
Louie Dampier (6-0 Soph. G) .....17.0  
Pat Riley (6-4 Soph. F) .....15.0  
John Adams (6-7 Sr. C) .....11.8  
Larry Conley (6-3 Jr. F) .....11.6  
Tommy Kron (6-5 Jr. G-F) .....12.3

**1965-66 SEASON**—Won 27, Lost 2  
SEC Champions (15-1) UKIT Champions  
Ranked First Nationally in Polls  
National Runner-up in NCAA

— Leading Scorers —  
Pat Riley (6-4 Jr. F) .....21.9  
Louie Dampier (6-0 Jr. G) .....21.1  
Thad Jaracz (6-5 Soph. C) .....13.2  
Larry Conley (6-3 Sr. F) .....11.5  
Tommy Kron (6-5 Sr. G) .....10.2

**1966-67 SEASON**

Won 13, Lost 13 (Worst under Rupp)  
Tied 5th SEC (8-10) Unranked in Polls  
UKIT Champions

— Leading Scorers —  
Louie Dampier (6-0 Sr. G) .....20.6  
Pat Riley (6-3 Sr. F) .....17.4  
Thad Jaracz (6-5 Jr. C-F) .....11.3  
Cliff Berger (6-8 Jr. C) .....11.3  
Phil Argento (6-0 Soph. G) ..... 5.2

**1967-68 SEASON**

Won 22, Lost 5 Ranked 4th in Polls  
SEC Champions (15-3) UKIT Champions

— Leading Scorers —  
Mike Casey (6-4 Soph. G) .....20.1  
Dan Issel (6-8 Soph. C) .....16.4  
Mike Pratt (6-4 Soph. F) .....14.1  
Thad Jaracz (6-6 Sr. F) .....11.3  
Phil Argento (6-2 Jr. G) .....12.3

**1968-69 SEASON**

Won 23, Lost 5 Ranked 7th in Polls  
SEC Champions (16-2) UKIT Champions

— Leading Scorers —

Dan Issel (6-8 Jr. C) ..... 26.6  
Mike Casey (6-4 Jr. G) ..... 19.1  
Mike Pratt (6-4 Jr. F) ..... 16.9  
Phil Argento (6-2 Sr. G) ..... 10.0  
Larry Steele (6-5 Soph. F) ..... 8.6

**1969-70 SEASON**—Won 26, Lost 2  
SEC Champions (17-1) UKIT Champions  
Ranked First Nationally in Polls

— Leading Scorers —  
Dan Issel (6-8 Sr. C) ..... 33.9  
Mike Pratt (6-4 Sr. F) ..... 19.3  
Tom Parker (6-6 Soph. F) ..... 10.4  
Larry Steele (6-5 Jr. F) ..... 9.8  
Terry Mills (6-2 Jr. G) ..... 9.1

**1970-71 SEASON**—Won 22, Lost 6  
SEC Champions (16-2) UKIT Runner-up  
Ranked 10th AP

— Leading Scorers —  
Tom Parker (6-7 Jr. F) ..... 17.6  
Mike Casey (6-4 Sr. G) ..... 17.0  
Tom Payne (7-2 So. C) ..... 16.9  
Kent Hollenbeck (6-4 Jr. G) ..... 14.0  
Larry Steele (6-5 Sr. F) ..... 13.1

**1971-72 SEASON**—Won 21, Lost 7  
SEC Champions (14-4) UKIT Champions  
Ranked 14th UPI and 18th AP

— Leading Scorers —  
Jim Andrews (6-11 Jr. C) .....21.5  
Tom Parker (6-7 Sr. F) .....18.0  
Ronnie Lyons (5-10 So. G) .....13.2  
Stan Key (6-3 Sr. G) .....12.5  
Larry Stamper (6-6 Jr. F) .....10.3

**1972-73 SEASON**—Won 20, Lost 8  
SEC Champions (14-4) UKIT Champions  
Ranked 15th UPI and 17th AP

— Leading Scorers —  
Jim Andrews (6-11 Sr. C) .....20.1  
Kevin Grevey (6-5 So. F) .....18.7  
Jimmy Dan Conner (6-4 So. G-F) .....11.2  
Ronnie Lyons (5-10 Jr. G) ..... 9.2  
Mike Flynn (6-3 So. G) ..... 9.1

The Faculty Committee on Athletics at State University (now UK) passed a resolution in November 1909 abolishing basketball at the University. The committee felt that things were better done not at all than half done. The gym was so overcrowded with the required physical education work that there was absolutely no time to practice basketball and it seemed best to do away with the sport entirely. The Armory was flooded in early December 1909 and the resolution was rescinded.

## SUCCESSOR TO A 'WHITE ELEPHANT'

Only a little more than four decades ago, the University of Kentucky provided its basketball team with its second home—a magnificent new Alumni Gymnasium seating 2,800 spectators.

A great many persons freely suggested that the arena would prove to be a "white elephant" which would never be crowded to anywhere near capacity by the sport that then was considered little more than an innocuous winter-months' pastime.

But the hardwood game blitzed the nation and Kentucky's teams forged to the national forefront in such a crowd-pleasing manner that the "huge" hall soon could not begin to accommodate the large number of fans seeking to whet their new-found interest. In fact, the situation soon developed to the point where only the student body and faculty were admitted and for several years about all that Kentuckians at large knew of their state university's famed cage teams consisted of information gleaned from the radio and newspapers.

In 1941, when Dr. H. L. Donovan became president of the University, one of his first recommendations was for a building "that will properly take care of our athletics, our health service, physical education, and recreation." From this beginning came the plan that culminated in the construction of 11,500-seat Memorial Coliseum, an unparalleled edifice costing \$3,925,000 by the time it was completed in 1950.

The huge building, which serves as a memorial to the nearly 10,000 Kentuckians who lost their lives in World War II and the Korean conflict, covers an entire city block and contains as much space as a seven-story office building. Situated along Avenue of Champions, the Coliseum is used primarily for basketball games but also serves as the site of a sellout community concert and lecture series as well as numerous physical education classes and conventions.

In sharp contrast to the early days in Alumni Gym, the present hall plays host to approximately 150,000 Kentuckians annually for appearances of the famous Wildcat cage teams alone and interest is increasing with such strides, as evidenced by sellout crowds throughout the past several seasons, that even this splendid arena has become too small.

---


## THE NCAA IN MEMORIAL COLISEUM


University of Kentucky's spacious Memorial Coliseum has been the site of portions of the NCAA Tournament eight times since its completion in 1950. First round playoffs were staged in the UK Coliseum in 1955, 1959, 1960 and 1962 while regional tournaments were held in the building in 1957, 1958, 1965, and 1968. The Wildcats played in three regional eliminations, being eliminated by Michigan State in '57; defeating Miami (Ohio) and Notre Dame in '58 en route to their fourth and last National Championship, and dropping a one-point decision to Ohio State in 1968.





# Background Briefs






**JIMMY DAN CONNER, 6-4 200 Junior Forward** **20**  
Lawrenceburg, Ky. (3/20/53)

One of three sophomore starters last year, started all but one game . . . Began and finished season at forward after brief interval at guard . . . Third in scoring with 11.2 ppg, and in shooting among starters with 47.6 per cent . . . Scored in double figures 14 times, single game high of 27 against Auburn . . . Had sensational game against Tennessee in finale, scoring 23 points, grabbing 10 rebounds and setting up four assists . . . A gifted passer, led the team with 83 assists and kept larger opponents off balance with his

passing ability . . . Defense and shooting improved immensely latter part of season . . . Second leading scorer on "Super-Kittens" undefeated freshman team with 19 ppg . . . Kentucky's "Mr. Basketball" in high school . . . Named to "Super-Ten" All-America . . . Played in Dapper Dan Classic, Kentucky-Indiana All-Star Series, Kiwanis Game at Monticello, N. Y. . . Led Anderson County to state runner-up title, averaging 24.7 ppg and 14 rebounds . . . Coach Jack Upchurch . . . Business Administration.

Year	G	Sts.	Time	FG-FGA	Pct.	FT-FTA	Pct.	Reb-Ave	A	PF-D	Pts. Ave	Season High
Fr.	22	21	.....	174-344	50.6	69-96	71.9	141-6.4	83	79-3	417 19.0	34 Furman N
So.	28	27	883	136-286	47.6	41-66	62.1	129-4.6	83	90-5	313 11.2	27 Auburn H




**RICK DREWITZ, 6-7 220 Senior Center-Forward** **40**  
Garden City, Mich. (3/7/52)

One of three seniors this year, Drewitz saw action in 17 games last year mostly at forward . . . Scored 16 points in 83 minutes and hit only 24.5 per cent, far below his sophomore year when he was second leading shooter with 55.2 in 24 games . . . Effectiveness could be greatly improved with a 25 lb. weight increase during the summer . . . Married last May . . . Interested in pursuing a career in sports-casting, Drewitz called UK football games for the student radio station in '73 . . . Averaged 19.3 ppg and 10.8 re-

bounds as a frosh . . . Set 30 school records in two-year career at Garden City . . . Captain of All-State team, Sunkist Magazine All-American . . . Coach Chris Babler . . . Journalism, Tele-Communications.

Year	G	Sts.	Time	FG-FGA	Pct.	FT-FTA	Pct.	Reb-Ave	A	PF-D	Pts. Ave	Season High
Fr.	20	20	.....	153-346	44.3	79-110	71.8	215-10.8	14	71-4	385 19.3	32 Spncrn. H
So.	24	0	233	32-58	55.2	9-17	52.9	47-2.0	6	26-0	73 3.0	8 N. Dame N Tenn. H
Jr.	17	0	83	6-27	24.5	4-6	66.7	15-0.9	1	12-0	16 0.9	6 Oregon H




**RAY EDELMAN, 6-1 185 Senior Guard** **10**  
Ardmore, Pa. (2/14/52)

A complete student of the game, Edelman exerts a steady influence on younger members of the team and deserves much credit for last year's successful season . . . An excellent outside shot, Ray was fourth leading shooter with 50.8 per cent . . . Played 196 minutes in 25 games and started against North Carolina . . . Hall is confident of Edelman's ability to produce in the clutch and does not hesitate to use him in spot situations . . . The sure-handed senior committed only 13 turnovers last year while scoring 63

points . . . Individual high was eight points against Nebraska and LSU . . . Second leading frosh scorer with 21.6 ppg . . . Set 49 records at Haverford High School, gaining All-State honors . . . Coach Steve Juenger . . . Business Administration.

Year	G	Sts.	Time	FG-FGA	Pct.	FT-FTA	Pct.	Reb-Ave	A	PF-D	Pts. Ave	Season High
Fr.	20	20	.....	170-380	44.7	92-110	83.6	107-5.4	48	57-3	432 21.6	36 LSU A
So.	13	0	56	3-9	33.3	5-10	50.0	5-0.4	4	7-0	11 0.9	4 Princeton H
Jr.	25	1	196	30-59	50.8	3-8	37.5	22-0.9	17	14-0	63 2.6	8 Neb. H LSU H




**MIKE FLYNN, 6-3 190 Junior Guard**  
Jeffersonville, Ind. (7/31/53)

24

A super finish for a potentially super player could be the analysis of Flynn's performance last year . . . After a glittering pre-season practice period, Mike fell victim to inconsistency and faulty ball handling in early season and lost his starting post after only four games . . . Not to be denied his destiny, he hung in and justified Hall's evaluation of his potential by regaining a starting slot in the 15th game at LSU and never looked back . . . Averaged 13 points and over six rebounds the last 13 games, scoring in double figures 10 times . . . One of the top defensive men in the conference, was a unanimous choice as the team's best defender . . . High individual games, 22 points against Georgia and 11 rebounds against Mississippi State . . . Second in assists with 71 . . . A rangy but solid 190 lb. frame benefits from weight lifting hobby . . . Married last June . . . Scored 15.4 ppg and 6.5 rebounds as a freshman . . . All-State and Indiana's "Mr. Basketball" at Jeffersonville High . . . Averaged 28.5 ppg and 14.4 rebounds as a senior and scored 1,611 career points . . . Selected to prep "Super Ten" All-America . . . Coach George Marshall . . . Lettered twice in football . . . General Studies.

Year	G	Sts.	Time	FG-FGA	Pct.	FT-FTA	Pct.	Reb-Ave	A	PF-D	Pts. Ave	Season High
Fr.	22	22	.....	140-272	51.5	59-79	74.8	143-6.5	69	69-3	339 15.4	28 Cincy H
So.	28	17	739	100-234	42.7	55-75	73.3	113-4.0	71	77-3	255 9.1	22 Dent Sch H Georgia A




**KEVIN GREVEY, 6-5 210 Junior Forward**  
Hamilton, Ohio (5/12/53)

35

A good bet to become Kentucky's first All-America since Dan Issel in 1970, Grevey's talent already has landed him on several pre-season All-America teams . . . The Hamilton, Ohio southpaw capped a brilliant sophomore season with some international play which gained him world wide recognition . . . He played against the touring Russian Olympic team in June and scored 23 points at the low post with moves which continually baffled the larger Bolsheviks . . . In July he was selected to play on a U.S. collegiate team representing the State Department on a delicate diplomatic probe of Red China in form of the first ever basketball tour of the Communist country. Despite his youthfulness, he displayed a quality of leadership which earned him a co-captaincy on the star studded group. He hit 53 per cent of his shots and averaged 9.8 points in the eight game series, which saw all 12 members playing an equal amount of time. Memphis State coach Gene Bartow, who coached the U.S. team, has this to say of Grevey. "I am very high on Kevin, who did a tremendous job for us in China. He was selected co-captain and carried the United States flag in leading the team onto the floor each game. He was a great representative both on and off the floor for the United States and the University of Kentucky. He has a tremendous talent and I sincerely believe he'll be an All-American next year." . . . Bartow's words are an extension of Hall's appraisal immediately after Hall recruited Grevey out of high school three years ago. At that time, he said Grevey had the potential to become the finest shooter in UK's history. On the basis of his late season showing, there is no doubt he has arrived. But even with his great talent, Hall does not expect a one man show, a feeling with which Grevey is in total agreement. Grevey believes the "Kentucky Way" is team play and statistics which show him fourth with 60 assists back up his belief . . . The muscular, high jumping forward smoothed the rough edges in an up-and-down early season and really caught fire in the 16th game at Alabama, where he led the Cats with 33 points and to an incredible 95-93 upset win over the previously

unbeaten Tide . . . His production slowed to a walk the next game when he suffered an ankle injury, causing him to see only token action against Ole Miss and Miss. State . . . However, his recuperation brought a reaction as if he had been dumped into a caldron. Setting a blistering pace, he averaged over 30 points the last six games to bring the Wildcats from nowhere to their sixth consecutive SEC championship. During that span, he hit 63.9 per cent on shots from 15 feet out. He scored 40 points at Georgia in a come-from-behind win that set the high individual mark of the year in the SEC, and tied a 23 year UK sophomore scoring record. He tied another UK record when he hit 11 of 13 shots against LSU for 84.6 per cent. In the championship showdown against Tennessee, he scored 16 first half points only to be shut off 10 minutes into the second half and see the Vols surge from behind and take a four point lead. Spurred by Hall during a timeout, Grevey responded with four consecutive baskets putting Kentucky ahead to stay . . . His 18.7 average places him at the top of returning conference players and a 53.5 shooting mark is second only to LSU's Collis Temple's 56.6 . . . Grevey's late season heroics earned him SEC Player-of-the-Year honors with Alabama's Wendell Hudson, first team All-SEC, and SEC Sophomore-of-the-Year in addition to being named top man on both Alabama's and Tennessee's All-Opponent teams . . . Grevey's quickness and great shooting eye make him equally dangerous inside and outside and his ability to score in one-on-one situations make him a morale factor to individuals who are assigned to stop him . . . After an off season conditioning program, he feels he is in the best physical condition of his life . . . Scored in double figures 24 times, in the 20's nine times, 30's twice and 40 once . . . Led unbeaten "Super Kittens" with 22.2 ppg . . . Twice All-State, prep All-America, averaged 32.5 ppg and 17.1 rebounds senior year at Taft High . . . Lettered twice in baseball, once in tennis . . . Coach Marvin McCollum . . . Education.

Year	G	Sts.	Time	FG-FGA	Pct.	FT-FTA	Pct.	Reb-Ave	A	PF-D	Pts. Ave	Season High
Fr.	21	20	.....	174-363	47.9	118-149	79.2	192-9.1	48	75-4	466 22.2	31 Furman
So.	28	27	919	236-441	53.5	52-76	68.4	168-6.0	60	88-2	524 18.7	40 Georgia A




**BOB GUYETTE, 6-9 220 Junior Center**  
Ottawa, Ill. (8/29/53)

45

A welcome return to center makes for a happy Guyette after playing forward last year for the first time . . . Although the experience was good for his overall play, fronting the basket sometimes proved a problem, particularly with traveling violations . . . However, the blue chip prospect from Illinois provided much needed rebounding and offensive board work early in the season and gained a starting berth the fourth game, seeing starting duty nine times during the season . . . Described by Hall as a finesse type center with

a good outside shot, Guyette is given the edge in the battle to replace Jim Andrews, mainly on his size, experience, and consistency as a freshman . . . Scored in double figures seven times with a high of 17 points against Kansas and 13 rebounds at LSU . . . Averaged 5.9 points and 4.7 rebounds despite playing only 13 minutes in each of 27 games . . . Hit 46 per cent from the field . . . Started all 22 games for the unbeaten "Super Kittens" and averaged 14.1 ppg and 10 rebounds . . . An outstanding student who maintains a 3.57 GPA . . . Twice All-State, selected to prep "Super Ten" All-America . . . Averaged 32 ppg and 20.9 rebounds at Marquette High . . . Single game highs include 51 points and 31 rebounds . . . Coach Robert Strickland . . . Lettered once in football, three in track, setting a discus record . . . Pre-Dentistry.

Year	G	Sts.	Time	FG-FGA	Pct.	FT-FTA	Pct.	Reb-Ave	A	PF-D	Pts. Ave	Season High
Fr.	22	22	.....	130-276	47.1	50-74	67.6	219-10.0	23	69-2	310 14.1	22 Furman N
So.	29	9	430	68-148	46.0	24-37	64.9	127-4.7	8	64-3	160 5.9	17 Kansas H




JERRY HALE, 6-0 178 Junior Guard  
New Albany, Ind. (2/20/53)

23

A frontline reserve at guard, Hale's forte is floor generalship and hustle . . . After a prolific scoring high school career, his main duty at UK has been to set up the offense, a task he performs extremely well . . . A 35.9 shooting percentage belies his true marksmanship, which more realistically is around the 48 per cent he hit as a freshman . . . Hale's hustle on defense tends to stimulate teammates as well as the fans . . . Saw action in 25 games, accumulating 179 minutes playing time . . . Scored 31 points while taking only

31 shots . . . Credited with 15 assists . . . Averaged 6.7 ppg for the unbeaten "Super Kittens" . . . Prep All-State, set 20 records at Floyd Central and led the Highlanders to the state runner-up title . . . Coach Joe Hinton . . . Business Administration.

Year	G	Sts.	Time	FG-FGA	Pct.	FT-FTA	Pct.	Reb-Ave	A	PF-D	Pts.	Ave	Season High
Fr.	22	2	.....	59-123	48.0	30-47	63.8	46-2.1	48	24-0	148	6.7	12 Dent Sch H Alabama H Auburn H Tenn. A N. Car. N Vandy H Miss. H
So.	25	0	179	11-31	35.5	9-14	64.3	6-0.2	15	21-1	31	1.2	4 N. Car. N Vandy H Miss. H



STEVE LOCHMUELLER, 6-6 230 Junior Center  
Tell City, Ind. (11/25/52)

44

Makes up for lack of height with hustle, determination, and a burning desire to contribute to the overall program . . . A spirited team player, Steve's attitude makes him an invaluable member of the team whether in or out of the game . . . Uses strength to great advantage against taller opponents . . . Has developed a good hook shot, hitting consistently from 10 feet in . . . Hit a glowing 53.1 from the field and won the first annual Joe B. Hall trophy as best varsity free throw shooter, hitting 86.8 per cent . . . Played

159 minutes in 26 games, averaging 3.3 points and 2 rebounds . . . Had big night in second game against Alabama when he scored 18 points and snared seven rebounds in only 16 minutes . . . A good feeder, "Loch" will battle Guyette and Wood for a starting slot . . . Averaged 7.6 ppg and 6.1 rebounds for "Super Kittens" and scored a personal high of 20 points at Alabama, including eight consecutive points . . . An all-prep athlete, lettered three times each in basketball and football, and four in baseball . . . Set 22 records at Tell City High, averaging 24.4 ppg and 17 rebounds as a senior . . . Coached by his father, Bob Lochmueller . . . An outstanding student . . . Pre-Dentistry.

Year	G	Sts.	Time	FG-FGA	Pct.	FT-FTA	Pct.	Reb-Ave	A	PF-D	Pts.	Ave	Season High
Fr.	22	2	.....	62-120	51.7	42-66	63.6	133-6.1	13	49-1	166	7.6	20 Alabama A
So.	26	0	159	26-49	53.1	33-38	76.8	51-2.0	2	25-0	85	3.3	18 Alabama H




**RONNIE LYONS, 5-10 160 Senior Guard**  
Maysville, Ky. (9/30/52)

14

Lyons' leadership qualities have earned him a distinct honor in becoming Kentucky's first full captain since 1970, after which honorary captains were named at season's end . . . Having proved a place remains in basketball for the "little man," he returns for his final year and many traditional foes will be happy to see him go . . . Baffling the opposition and delighting Kentucky fans with his basketball wizardry, Lyons has carved a permanent niche in Kentucky basketball lore with sensational ball handling, "quick draw" shooting, and

all-round hustle . . . Selected to first five of "Little All-America" for players 5-10 and under . . . Named winner of 110 per cent award last year and the first annual Harry C. Lancaster award for fewest turnovers among starters . . . Perhaps the single most effective deterrent to a pressing defense in the conference . . . Shooting fell off last year after being slowed by illness and injury, hitting 41.9 per cent compared to 49.6 and 44.5 the previous two years . . . Nagging lower back problem corrected with built up heel in one shoe . . . Registered career high 26 points at Miss. State, hitting 10 of 13 shots and 6 of 6 free throws, only to top that mark with 28 points in a return home match with the Bulldogs . . . Scored in double figures 10 times . . . A renown floor general, was named SEC Best Ball Handler as a sophomore, unanimous All-SEC Soph Team, All-SEC second team, Basketball Weekly All-America Sophomore Team . . . Missed two games, saw token action in two more and started 24 . . . Kentucky's "Mr. Basketball" at Mason County High and state's leading scorer with 35.9 ppg as a senior . . . High game of 60 points . . . Prep All-American . . . Coach Jim Mitchell . . . Hit .748 as shortstop and has pitched two no-hit games . . . Physical Education.

Year	G	Sts.	Time	FG-FGA	Pct.	FT-FTA	Pct.	Reb-Ave	A	PF-D	Pts. Ave	Season High
Fr.	20	20	.....	207-417	49.6	71-84	84.5	72-3.6	60	35-0	485 24.3	41 AAU H
So.	26	22	859	137-308	44.5	70-80	87.5	55-2.1	64	67-5	344 13.2	24 Miss. H
Jr.	26	24	699	106-253	41.9	28-36	77.8	51-2.0	58	36-1	240 9.2	28 Miss. St. H




**DAVID MILLER, 6-6 205 Sophomore Forward**  
Carrollton, Ky. (2/27/54)

25

A strong-armed forward with good reach and jumping ability, Miller led the frosh in rebounding with 12.8 per game . . . Is a much better shooter than 38.1 per cent indicates, and should improve that phase with more self-discipline . . . Second leading scorer with 15.5 ppg . . . Started 10 games and missed two . . . High scorer in five games, rebounding eight . . . Played two minutes in two varsity games last season without scoring . . . Led Carroll County to 8th Region championship . . . Averaged 25.7 ppg and 18 rebounds . . .

All-State, Kentucky-Indiana All-Star game, and led West All-Stars with 23 points in Kentucky All-Star game . . . Lettered three times in basketball and once in football . . . Coach Bill Fultz . . . Physical Education.

Year	G	Sts.	Time	FG-FGA	Pct.	FT-FTA	Pct.	Reb-Ave	A	PF-D	Pts. Ave	Season High
Fr.	10	10	.....	72-189	38.1	11-12	91.7	128-12.8	11	33-1	155 15.5	26 Som. CC H
(V.)	2	0	2	0-2	.....	0-0	.....	0-0.0	1	2-0	0	.....




**G. J. SMITH, 6-7 190 Junior Forward**  
London, Ky. (6/13/53)

34

Injured a knee in the fifth game against Nebraska during UKIT . . . Failed to respond to corrective therapy and underwent surgery, missing the remainder of the season . . . A fine outside shot, Smith hit 54.6 per cent from the field and pulled down seven rebounds in 24 minutes of play . . . Came through in clutch at Michigan State when Hall sent him in to take a shot on an out of bounds play, giving the Cats a seven point halftime cushion . . . Could be a big contributor if he stays healthy . . . Had an outstanding frosh

season with the "Super Kittens," scoring 14.6 ppg and led with 10.3 rebounds . . . Twice All-State at Hazel Green and Laurel County High . . . Won four letters in basketball and five in baseball . . . Averaged 22 ppg and 14 rebounds as a senior . . . Coach Raymond Reed . . . Physical Education.

Year	G	Sts.	Time	FG-FGA	Pct.	FT-FTA	Pct.	Reb-Ave	A	PF-D	Pts.	Ave	Season High
Fr.	22	21	.....	137-270	50.7	48-63	76.2	227-10.3	28	29-0	322	14.6	24 Xavier H
So.	5	0	24	6-11	54.6	0-0	.....	7-1.4	1	1-0	12	2.4	4 Iowa H Neb. H




**REGGIE WARFORD, 6-0 Sophomore Guard**  
Drakesboro, Ky. (9/15/54)

15

A fast, super-quick southpaw, Warford showed steady improvement throughout the season and led the frosh in scoring with 17.5 ppg and in shooting with 45.3 per cent . . . Also led in fouls and turnovers, and must cut down on the latter to become effective for varsity play . . . An eager student of the game, spent the summer in Lexington working and played basketball with other teammates at every opportunity . . . Has an outstanding take-off which allows him to take the hesitation shot or feed off to the open man . . .

Played two minutes in one varsity game, failing to score . . . Scored 1,940 career points at Drakesboro High and led team to regional finals, losing to state champion Owensboro . . . Second-team All-State . . . Played in Kentucky East-West All-Star game . . . Coach Robie Harper . . . History, Sociology.

Year	G	Sts.	Time	FG-FGA	Pct.	FT-FTA	Pct.	Reb-Ave	A	PF-D	Pts.	Ave	Season High
Fr.	12	12	.....	100-221	45.3	10-19	52.6	41- 3.4	16	34-4	210	17.5	24 Tenn. H Ga. A
(V.)	1	0	2	0-1	.....	0-0	.....	0- 0.0	0	0-0	0	.....	.....



**ROGER WOOD, 6-10½ 201 Sophomore Center**

50

Tallest man on the squad, Wood returned with but one thought in mind—to crack the starting lineup . . . That may take some doing, but according to Hall, Wood's height very definitely puts him in the picture . . . A dedicated worker, lack of strength and experience seem his immediate obstacles to overcome . . . Developing a soft hook with either hand and has shown potential as a shot ejector . . . Was only freshman to score in a varsity game, hitting one shot against Mississippi . . . Despite many minor illnesses, averaged 12.8

ppg and 8.8 rebounds for the frosh and started all 12 games . . . Set seven records at Wheeling High, scoring 1,398 career points . . . Averaged 23.5 ppg and 15 rebounds as a senior . . . Single game high 38 points . . . All-State, '72 Chicago All-Star team . . . Coach Ted Ecker . . . Pre-Dentistry.

Year	G	Sts.	Time	FG-FGA	Pct.	FT-FTA	Pct.	Reb-Ave	A	PF-D	Pts.	Ave	Season High
Fr.	12	12	.....	62-157	39.5	30-49	61.2	105- 8.8	3	30-1	154	12.8	23 Tenn. H
(V.)	1	0	2	1-2	50.0	0-0	.....	0- 0.0	0	1-0	2	2.0	2 Miss. H



IN RECOGNITION OF OUTSTANDING ACHIEVEMENTS IN THE  
FIELD OF ATHLETIC ENDEAVOR, THE UNIVERSITY OF KENTUCKY  
ATHLETICS ASSOCIATION HAS RETIRED THE JERSIES OF THE  
FOLLOWING FORMER WILDCAT BASKETBALL PLAYERS

"THE FABULOUS FIVE" 1948  
NATIONAL CHAMPIONS - OLYMPIC GOLD MEDALISTS



12 RALPH BEARD  
1946-47-48-49



15 ALEX GROZA  
1945-47-48-49



22 CLIFF BARKER  
1947-48-49



26 KENNETH ROLLINS  
1943-47-48



27 WALLACE JONES  
1946-47-48-49

UNDEFEATED NATIONAL CHAMPIONS 1954



6 CLIFF HAGAN  
1951-52-54



16 LOU TSIOROPOULOS  
1951-52-54



20 GAYLE POSE  
1952-54-55



22 JERRY BIRD  
1954-55-56



30 FRANK RAMSEY  
1951-52-54




42 BILLY EVANS  
1952-54-55



44 PHIL GRAWEMEYER  
1954-55-56

This handsome plaque is on display in the east concourse trophy case of Memorial Coliseum.

In a 10-year period from 1963-1973, Kentucky's 87.88 point scoring average ranked third nationally, topped only by Houston's 88.36 and Oklahoma City's 87.89. The Wildcats' 48.2 per cent marksmanship for the same period ranked fourth behind North Carolina's 49.2, Davidson's 48.7, and UCLA's 48.6.



1973-74 WILDCATS—Front Row, Left to Right: Head coach Joe B. Hall, Capt. Ronnie Lyons, Jerry Hale, Jimmy Dan Conner, Kevin Grevey, Mike Flynn, Reggie Warford, Ray Edelman, Asst. coach Dick Parsons. Back Row: Don Adkins, Mgr., Asst. coach Boyd Grant, David Miller, Rick Drewitz, Roger Wood, Bob Guyette, G. J. Smith, Steve Lochmueller, Asst. coach Jim Hatfield, Phil Latham, Student Trainer.

## SEASON RECORD — 1972-73

ALL GAMES: WON 20, LOST 8 — SEC ONLY: WON 14, LOST 4

Date	Opponent	Site	UK	Opp.	Crowd
Dec. 2	Michigan State .....	(A)	75	66	11,138
Dec. 4	Iowa .....	(H)	66	79	11,500
Dec. 9	Indiana .....	(A)	58	64	15,189
Dec. 11	North Carolina .....	(N)	70	78	16,169
Dec. 15	Nebraska .....	(H)	85	60	11,500
Dec. 16	Oregon .....	(H)	95	68	11,600
Dec. 23	Kansas .....	(H)	77	71	11,900
Dec. 30	Notre Dame .....	(N)	65	63	17,000
Jan. 6	Mississippi .....	(A)	58	61	3,800
Jan. 8	Mississippi State .....	(A)	90	81	5,100
Jan. 13	Florida .....	(H)	95	65	12,000
Jan. 15	Georgia .....	(H)	89	68	11,950
Jan. 20	Tennessee .....	(A)	64	65	12,700
Jan. 22	Vanderbilt .....	(A)	75	76	16,100
Jan. 27	Louisiana State .....	(A)	86	71	14,413
Jan. 29	Alabama .....	(A)	95	93	15,043
Feb. 3	Vanderbilt .....	(H)	76	83	12,100
Feb. 5	Auburn .....	(H)	88	57	10,500
Feb. 10	Mississippi .....	(H)	88	70	11,000
Feb. 12	Mississippi State .....	(H)	100*	87	10,500
Feb. 17	Florida .....	(A)	94	83	5,285
Feb. 19	Georgia .....	(A)	99	86	5,100
Feb. 24	Louisiana State .....	(H)	94	76	10,500
Feb. 26	Alabama .....	(H)	111	95	12,650
Mar. 3	Auburn .....	(A)	91	79	4,896
Mar. 8	Tennessee .....	(H)	86	81	13,156
Mar. 15	Austin Peay .....	(NCAA)	106*	100	15,581
Mar. 17	Indiana .....	(NCAA)	65	72	16,000

Home Attendance—150,856

324,370

N—Freedom Hall, Louisville

\* One Overtime

### ORIGIN OF "WILDCATS" NICKNAME

Kentucky's athletic teams are known to sports fans as the Wildcats. This first and only nickname borne by University varsities had its origin in 1909 in a speech made by Commandant Corbusier then head of the military department of old State College. Speaking to a chapel audience of students on the showing of the Kentucky football team in defeating Illinois six to two, the Commandant declared "they fought like Wildcats." The tag was popularized by word of mouth and by the press with the result that it has since become synonymous with all major Kentucky athletic teams.

John Mauer, University of Kentucky basketball coach during the 1927-28, 1928-29, and 1929-30 seasons, played halfback at the University of Illinois in the same backfield with the immortal Red Grange and was a teammate of All-American guard Bernie E. Shively, who later became UK's athletic director. In basketball, Mauer was an All-Western Conference forward two years and captain of the Illinois team his senior year.

George Buchheit, who coached the Wildcats five seasons, from 1919 to 1924, was an All-Western end and star of the basketball and track teams at the University of Illinois.

### 1973-74 KENTUCKY VARSITY BASKETBALL ROSTER

No.*	Name	Pos.	Class	Ht.	Wt.	Age	Exp.	Hometown
10	Ray Edelman	G	Sr.	6-1	185	21	2L	Ardmore, Pa.
14	Ronnie Lyons	G	Sr.	5-10	160	21	2L	Maysville, Ky.
15	Reggie Warford	G	Soph.	6-0	165	19	Fr.	Drakesboro, Ky.
20	Jimmy Dan Conner	G-F	Jr.	6-4	195	20	1L	Lawrenceburg, Ky.
23	Jerry Hale	G	Jr.	6-0	178	20	1L	New Albany, Ind.
24	Mike Flynn	G	Jr.	6-3	190	20	1L	Jeffersonville, Ind.
25	David Miller	F	Soph.	6-6	205	19	Fr.	Carrollton, Ky.
34	G. J. Smith	F	Jr.	6-7	195	20	1L	London, Ky.
35	Kevin Grevey	F	Jr.	6-5	210	20	1L	Hamilton, Ohio
40	Rick Drewitz	C-F	Sr.	6-7	213	21	2L	Garden City, Mich.
44	Steve Lochmueller	C-F	Jr.	6-6	230	20	1L	Tell City, Ind.
45	Bob Guyette	C-F	Jr.	6-9	220	20	1L	Ottawa, Ill.
50	Roger Wood	C	Soph.	6-10½	201	19	Fr.	Buffalo Grove, Ill.

\* Same Numbers on both home (white) and road (blue) uniforms.

HEAD COACH—Joe B. Hall (Second Year at Kentucky)

ASSISTANT COACHES—Dick Parsons, Boyd Grant and Jim Hatfield

STUDENT MANAGER—Don Adkins

SQUAD STRENGTH—13

Seniors—3

From Kentucky—5

LETTERMEN LOST—2

Juniors—7

LETTERMEN RETURNING—10

Sophomores—3

From 5 Other States—8

## UK FRESHMAN BASKETBALL ROSTER — 1973-74

(Kittens)

No.*	Name	Pos.	Ht.	Wt.	Age	Hometown	High School
12	Larry Johnson .....	G	6-2	190	19	Morganfield, Ky. ....	Union County
14	Gary Utz .....	G	6-2	165	19	New Salisbury, Ind. ....	North Harrison
21	Joey Holland .....	G	6-2	160	18	Charleston, W. Va. ....	George Washington
30	Merion Haskins .....	G-F	6-3	200	18	Campbellsville, Ky. ....	Taylor County
42	Ernie Whitus .....	F	6-7	190	18	Louisville, Ky. ....	Doss
54	Robert Mayhall .....	F-C	6-8	220	18	Middlesboro, Ky. ....	Middlesboro

\* Same numbers on both home (white) and road (blue) uniforms.

COACH—Dick Parsons

## 1972-73 KENTUCKY VARSITY BASKETBALL STATISTICS (28 Games) — FINAL

NAME—POS.	G	MIN.	FG-FGA	PCT.	FT-FTA	PCT.	REB.-AVG.	A	PF-DQ	PTS.	AVG.	TO'S
ANDREWS, C	28	936	243-434	56.0	76-110	69.1	348-12.4	66	74-2	562	20.1	67
GREVEY, F	28	919	236-441	53.5	52-76	68.4	168-6.0	60	88-2	524	18.7	74
CONNER, F	28	883	136-286	47.6	41-66	62.1	129-4.6	83	90-5	313	11.2	74
FLYNN, G	28	739	100-234	42.7	55-75	73.3	113-4.0	71	77-3	255	9.1	61
LYONS, G	26	699	106-253	41.9	28-36	77.8	51-2.0	58	36-1	240	9.2	46
GUYETTE, F	27	430	68-148	46.0	24-37	64.9	127-4.7	8	64-3	160	5.9	53
LOCHMUELLER, C-F	26	159	26-49	53.1	33-38	86.8	51-2.0	2	25-0	85	3.3	16
STAMPER, F	26	398	33-92	35.9	12-18	66.7	117-4.5	13	31-1	78	3.0	17
EDELMAN, G	25	196	30-59	50.8	3-8	37.5	22-0.9	17	14-0	63	2.6	13
HALE, G	25	179	11-31	35.5	9-14	64.3	6-0.2	15	21-1	31	1.2	21
DREWITZ, F-C	17	83	6-27	24.5	4-6	66.7	15-0.9	1	12-0	16	0.9	4
SMITH, F	6	24	6-11	54.6	0-0	.....	7-1.4	1	1-0	12	2.4	1
WOOD, C	1	2	1-2	50.0	0-0	.....	0-0.0	0	1-0	2	2.0	0
MILLER, F	2	2	0-2	.....	0-0	.....	0-0.0	1	2-0	.....	.....	0
WARFORD, G	1	2	0-1	.....	0-0	.....	0-0.0	0	0-0	.....	.....	0
TEAM REBOUNDS												
KENTUCKY TOTALS	28		1002-2070	48.4	337-484	69.6	1292-46.1	396	536-18	2341	83.6	447
OPPONENT TOTALS	28		888-1978	45.0	322-491	65.6	1182-42.2	308	540-24	2098	74.9	487

### INDIVIDUAL SINGLE GAME HIGHS

Player	Opponent	Date	Record
Points Scored	Georgia	2-10-73	40 (FG 14, FT 12)
Field Goals Scored	Auburn	3-3-73	17 (FGA 24)
Field Goals Attempted	Alabama	1-29-73	25 (FGM 15)
Free Throws Scored	Georgia	2-19-73	12 (FTA 12)
Free Throws Attempted	Georgia	2-19-73	12 (FTM 12)
Rebounds	Mississippi State	1-8-73	21 (Team 57)

GAME-BY-GAME WILDCAT SCORING — 1972-73

ANDREWS, C	20	14	9	6	15	33	16	23	13	24	13	20	19	24	20	24	12	26	14	29	19	30	23	562
GREVEY, F	6	10	12	19	20	14	17	10	12	22	33	19	9	8	20	26	40	26	29	34	28	21	14	524
CONNER, F-G	14	6	8	13	8	10	12	9	11	12	17	8	27	9	8	11	8	14	16	18	23	9	2	313
FLYNN, G	8	8	4	6	6	7	2	7	2	6	18	21	13	15	16	8	22	10	16	2	10	10	8	255
LYONS, G	8	8	2	15	8	10	9	6	13	6	10	0	0	10	28	15	2	2	8	4	6	12	8	240
GUYETTE, F	11	11	15	6	8	6	17	4	1	10	8	2	2	2	0	2	0	0	0	0	0	8	6	160
LOCHMUELLER, F-C	2	2	2	1	4	6	2	2	0	0	2	2	2	2	8	4	5	2	18	2	0	4	4	85
STAMPER, F	0	0	2	2	2	0	2	6	6	4	2	0	6	8	0	4	4	6	4	0	0	10	0	78
EDELMAN, G	2	3	0	0	8	2	2	0	0	6	0	0	6	4	2	0	4	8	6	2	0	2	0	63
HALE, G	2	0	2	4	2	1	2	2	0	2	2	4	2	4	2	0	2	0	0	0	0	0	0	31
DREWITZ, F	0	0	0	0	0	6	2	2	0	0	0	0	2	0	0	0	0	0	0	0	0	0	0	16
SMITH, F	2	4	2	0	4	2	2	2	0	0	0	0	2	0	0	0	0	0	0	0	0	0	0	12
WOOD, C	0	0	0	0	0	0	0	0	0	0	0	0	0	0	0	0	0	0	0	0	0	0	0	2
MILLER, F	0	0	0	0	0	0	0	0	0	0	0	0	0	0	0	0	0	0	0	0	0	0	0	0
WARFORD, G	0	0	0	0	0	0	0	0	0	0	0	0	0	0	0	0	0	0	0	0	0	0	0	0
KENTUCKY	75	66	58	70	85	95	77	65	58	86	95	76	88	88	100	94	99	94	111	91	86	106	65	2341
OPPONENTS	66	79	64	78	60	68	71	63	61	71	93	83	57	70	87	83	86	76	95	79	81	100	72	2098

GAME-BY-GAME WILDCAT REBOUNDING — 1972-73

ANDREWS, C .....	13	6	9	6	19	16	13	21	16	10	14	10	11	4	9	19	12	20	15	7	14	10	10	13	14	10	10	348
GREVEY, F .....	5	5	4	10	4	10	6	4	5	11	7	10	1	6	4	1	3	6	5	5	7	10	4	4	13	8	168	
GUYETTE, F-C .....	8	4	8	4	11	7	1	4	7	4	7	13	3	3	3	1	9	9	0	0	7	2	2	...	8	2	127	
CONNER, F-G .....	3	1	3	5	4	3	2	3	3	3	3	4	4	4	4	4	6	3	11	7	6	4	7	10	2	10	129	
STAMPER, F .....	3	9	5	...	4	1	4	8	6	10	5	3	3	5	1	8	7	3	7	1	8	5	0	1	7	0	117	
FLYNN, G .....	2	2	1	3	1	1	0	3	2	2	3	4	...	7	0	7	12	11	4	5	1	7	5	5	6	2	113	
LYONS, G .....	3	2	4	2	1	0	1	2	3	3	2	...	...	...	2	1	5	5	3	1	0	2	1	2	4	2	51	
LOCHMUELLER, F-C .....	1	2	1	0	5	...	1	...	3	4	...	0	0	3	2	3	5	1	0	1	0	7	0	0	1	1	51	
SMITH, F .....	0	0	3	2	...	...	...	...	...	...	...	...	...	...	...	...	...	...	...	...	...	...	...	...	...	...	7	
EDELMAN, G .....	1	1	0	1	2	1	0	0	1	0	...	4	0	0	0	3	0	...	0	2	0	2	2	...	0	0	22	
DREWITZ, F .....	0	0	0	...	5	2	0	0	1	3	0	...	...	...	0	3	1	...	...	...	0	0	...	...	0	0	15	
HALE, G .....	0	0	0	0	1	0	1	0	0	0	...	...	...	...	0	1	0	...	1	0	0	0	0	...	1	0	6	
WOOD, C .....	...	...	...	...	...	...	...	...	...	...	...	...	...	...	...	...	0	...	...	...	...	...	...	...	...	...	0	
MILLER, F .....	...	...	...	...	...	...	...	...	...	...	...	0	...	...	...	0	...	...	...	...	...	...	...	...	...	...	0	
WARFORD, G .....	...	...	...	...	...	...	...	...	...	...	...	...	1	5	4	9	8	...	...	...	...	2	7	...	...	...	0	
TEAM .....	7	5	8	5	3	9	5	5	6	6	5	1	1	5	4	9	8	8	5	6	3	2	7	...	...	...	138	
KENTUCKY .....	46	37	46	38	45	47	60	44	53	56	46	40	41	37	35	61	57	66	51	35	46	49	38	40	58	36	1292	
OPPONENTS .....	35	44	43	46	29	43	42	48	44	44	37	48	35	41	37	49	42	55	52	38	30	50	33	34	49	40	1182	



## 1972-73 TIME PLAYED AND HIGH GAME POINTS-REBOUNDS

(Losses in Bold Face)

Player—Pos.	Games	Minutes Played	Total Points	High Points	Total Rebounds	High Rebounds
Andrews, c	28	936	562	33 Oregon (UKIT)	348	21 Miss. State (A)
Grevey, f	28	919	524	40 Georgia (A)	168	13 Austin P. (NCCA)
Conner, f-g	28	883	313	27 Auburn (H)	129	11 Florida (A)
Flynn, g	28	739	255	22 Georgia (A)	113	12 Mississippi (H)
Lyons, g	26	699	240	28 Miss. State (H)	51	5 Miss. State (H)
Guyette, f-c	27	430	160	17 Kansas (H)	127	13 LSU (A)
Lochmueller, f-c	26	159	85	18 Alabama (H)	51	7 Alabama (H)
Stamper, f	26	398	78	10 Miss. State (A)	117	10 Georgia (A)
				Austin Peay (NCAA)		
Edelman, g	25	196	63	8 Nebraska (UKIT)	22	4 LSU (A)
				LSU (H)		
Hale, g	25	179	31	4 N. Carolina (N)	6	1 Six Games
				Vanderbilt (H)		
				Mississippi (H)		
Drewitz, f	17	83	16	6 Oregon (UKIT)	15	5 Nebraska (UKIT)
Smith, f	5	24	12	4 Iowa (H)	7	3 Indiana (A)
				Nebraska (UKIT)		
Wood, c	1	2	2	2 Mississippi (H)	0	0
Miller, f	2	2	0	0	0	0
Warford, g	1	2	0	0	0	0

### STARTING COMBOS — 1972-73

Conner, Grevey, Andrews, Lyons, Flynn (Won 11, Lost 2)  
 Stamper, Guyette, Andrews, Lyons, Flynn (Won 0, Lost 1)  
 Grevey, Guyette, Andrews, Edelman, Conner (Won 0, Lost 1)  
 Grevey, Guyette, Andrews, Lyons, Conner (Won 4, Lost 1)  
 Stamper, Grevey, Andrews, Lyons, Conner (Won 3, Lost 2)  
 Grevey, Guyette, Andrews, Flynn, Conner (Won 1, Lost 1)  
 Grevey, Stamper, Andrews, Flynn, Conner (Won 1, Lost 0)

---

Members of the first University of Kentucky basketball team (1903) chipped in a total of \$3 and purchased their own ball. They also bought their own shoes and uniforms. Walter H. Mustaine, new director of the Department of Physical Culture at the University, threw out the ball, told the boys to elect a captain and start playing. They played their first game Feb. 6, 1903, losing to Georgetown, 15-6, in Lexington.

---

Early basketball games at the University of Kentucky, then known as State College, were played on the gym floor in Barker Hall, which, in 1903, was a new three-story structure with broad lower wings on each side. The south wing housed what since has become known as Buell Armory, where the cadets drilled on a dirt floor. In the other wing was a shiny new gymnasium, described as "a splendid room with a ground floor, an elevated running track and all the apparatus necessary for complete gymnastic training."


## SCHOLARSHIP FRESHMEN




**MERION HASKINS**—6-3, 200 Forward-Guard—Campbellsville, Ky. (5/13/55)—High School Coach Billy B. Smith . . . Led Taylor County to an 87-21 record during a four-year career . . . Averaged 18 ppg and 10.9 rebounds as a senior . . . Top player in fifth region . . . Four time All-SKAC, three time All-Regional . . . Captain of basketball and football teams his senior year . . . Lettered two years in football and ran the 220 in track . . . Excellent strength and leaping ability give him the tools to become a swingman . . . Played in Kentucky East-West All-Star game, Sharon (Pa.) Tournament, Midwestern Classic . . . All-State . . . Brother of professional star Clem Haskins . . . Arts and Sciences.



**JOEY HOLLAND** — 6-2, 160 Guard — Charleston, W. Va. (2/25/55)—High School Coach Fred Aldridge . . . Led George Washington High to a 51-21 record during a three-year career and played on the Patriots' state championship as a sophomore . . . Averaged 21.6 ppg and 14.4 rebounds his senior year . . . Basketball captain as a junior and senior . . . Played for the U.S. All-Stars in the Derby Classic . . . All-State . . . Lettered once in football and twice in track . . . Father Joe Holland played basketball at U.K. in '46, '47 and '48 . . . Business.




**LARRY JOHNSON** — 6-2, 190 Guard — Morganfield, Ky. (11/28/54)—High School Coach Ernon B. Simpson . . . A three-year starter and main cog in Union County's program, Johnson led the Braves to a 72-17 record . . . Has modeled his play around his idol, Walt Frazier, whom he terms a complete ball player . . . Johnson's senior year stats put him in the same fold, 16 ppg, 10 rebounds and 10 assists . . . But it is his defensive prowess that has the coaching staff drooling, so it would seem he is on his way to becoming a complete player . . . Has been impressive in early workouts . . . Played in the Kentucky-Indiana All-Star series, and the Kentucky East-West All-Star game . . . All-State and twice All-Region, All-District, All-Tri-County and Most Valuable Player of the Year at Union County . . . Lettered one year in baseball . . . Arts and Sciences.



**ROBERT MAYHALL** — 6-8, 220 Center — Middlesboro, Ky. (2/27/55) High School Coach Larry Davis . . . A four-year letterman at Middlesboro, Mayhall led the Yellow Jackets to two district titles and one regional championship . . . All-District, All-Regional and All-SEKC MVP . . . Three-year averages: 25 ppg, 18 reb., 27 ppg, 19 reb., 19.5 ppg, 18.5 reb., blocked seven shots a game senior year and hit 61.4 per cent of his shots . . . Single game highs: 41 points and 34 rebounds . . . All-State in '73 . . . Selected to play in Kentucky-Indiana All-Star series and Kentucky East-West All-Star game but had to withdraw for knee surgery . . . Lettered two years in tennis . . . Member Key Club, FCA, Student Council Vice-President . . . Father Marvin played on 1946 Breckinridge Training State Champions . . . Arts and Sciences.



**GARY UTZ**—6-2, 165 Guard—New Salisbury, Ind. (10/29/54)  
 —High School Coach John McKay . . . Led North Harrison to a 44-20 record during a three-year career . . . Scored 1,613 career points . . . Averages per year were 16.6, 29.2, and 30.2 as a senior when he hit 47 per cent of his shots, 76 per cent of his free throws and pulled down eight rebounds . . . Won top honors twice in the Blue River Athletic Conference . . . All-Sectional and top area scorer . . . Single game high 48 points and 16 rebounds . . . Sixth team All-State . . . Lettered once each in track and cross country . . . National Honor Society, band, and Student Council . . . Arts and Sciences.



**ERNIE WHITUS**—6-7, 190 Forward—Louisville, Ky. (4/26/55)  
 —High School Coach Sam Hosbach . . . A three-year letterman at Doss High, Whitus led the Dragons to District titles in '72 and '73 and was captain both years . . . Averaged 23.3 ppg and 15.1 rebounds his senior year . . . Twice All-District and All-Regional . . . '73 Sixth Region Player-of-the-Year . . . All-State Played in the Derby Classic and the Kentucky-Indiana All-Star series . . . Beta Club, named to Outstanding Teenagers of America . . . Arts and Sciences.

### JUNIOR VARSITY SCHEDULE

#### 1973

Dec. 1	Miami (O.)	Home
Dec. 8	U.K. Dental School (Freedom Hall, Louisville)	Neutral


#### 1974

Jan. 12	Lees Jr. College	Home
Jan. 14	Tennessee	Away
Jan. 19	U.K. Dental School	Home
Jan. 28	Prestonsburg CC	Home
Feb. 4	Southeast CC	Home
Feb. 16	Tennessee	Home
Feb. 23	Ky. Business College	Home
Feb. 24	Berea	Home

### 1972-73 KITTENS' SEASON RECORD

All Games — Won 2, Lost 10; SEC: Won 1, Lost 9

		KY	OPP
Dec. 4	Somerset Community College (H)	73	93
Dec. 11	UK Dental School (N)	83	45
Jan. 13	Florida (H)	53	100
Jan. 15	Georgia (H)	54	75
Jan. 20	Tennessee (A)	52	61
Jan. 22	Vanderbilt (A)	61	81
Feb. 3	Vanderbilt (H)	59	56
Feb. 5	Auburn (H)	64	71
Feb. 17	Florida (A)	49	64
Feb. 19	Georgia (A)	57	60
Feb. 26	Alabama (H)	44	45
Mar. 8	Tennessee (H)	64	73



1973-74 KITTENS—From Left: Graduate Asst. Coach Ken Trivette, Joey Holland, Larry Johnson, Ernie Whitus, Robert Mayhall, Merion Haskins, Gary Utz, and Coach Dick Parsons.

## 1972-73 KENTUCKY FRESHMAN BASKETBALL STATISTICS — 22 Games

PLAYER	G	FG-FGA	PCT.	FT-FTA	PCT.	REB-AVG.	A	PF-D	PTS.	AVG.	ERS.
WARFORD, G	12	100-221	45.3	10-19	52.6	41- 3.4	16	34-3	210	17.5	62
MILLER, F	10	72-189	38.1	11-12	91.7	128-12.8	11	33-1	155	15.5	37
WOOD, C	12	62-157	39.5	30-49	61.2	105- 8.8	3	30-1	154	12.8	31
NOEL, C-F	12	24- 66	36.4	4-15	26.7	62- 5.2	5	31-0	52	4.3	25
MOSELEY, F	10	19- 49	38.8	6- 9	66.7	41- 4.1	7	7-0	44	4.4	12
RAY, F	12	19- 45	42.2	5-10	50.0	76- 6.3	14	31-0	43	3.6	28
BASS, G	9	14- 51	27.5	2- 8	25.0	30- 3.3	38	20-0	30	3.3	46
LAWLESS, G	9	5- 18	27.8	2- 4	50.0	7- 0.8	6	9-0	12	1.3	17
HARGROVE, G	5	3- 6	50.0	3- 7	42.9	2- 0.4	2	1-0	9	1.8	2
SINGLETON, G	4	1- 2	50.0	0- 0	.....	0- 0.0	0	3-0	2	0.5	2
HYDE, G	4	1- 6	16.7	0- 0	.....	4- 1.0	1	4-0	2	0.5	1
SCHILLING, F	1	0- 1	.....	0- 0	.....	3- 3.0	0	0-0	0	0.0	0
TEAM REBOUNDS											
KENTUCKY TOTALS	12	320-811	39.5	73-133	54.9	565-47.1	103	203-5	713	59.4	263
OPPONENT TOTALS	12	368-903	40.8	88-147	59.9	580-48.3	99	158-5	824	68.7	192

### INDIVIDUAL SINGLE GAME HIGHS

Player	Opponent	Date	Record
Points Scored	Somerset C.C.	12- 4-72	26 (FG 13, FT 0)
Field Goals Scored	Somerset C.C.	12- 4-72	13 (FGA 21)
Field Goals Attempted	Tennessee	1-20-73	26 (FGM 12)
Free Throws Scored	Tennessee	3- 8-73	26 (FGM 11)
Free Throws Attempted	Vanderbilt	2- 3-73	6 (FTA 9)
Rebounds	Georgia	2-19-73	6 (FTA 9)
	Vanderbilt	2- 3-73	9 (FTM 6)
	Georgia	2-19-73	9 (FTM 6)
	UK Dental School	12-11-72	22 (Team 75)

## KENTUCKY FROSH RECORD

Year	Won	Lost	PF	PA	Coach
1923 .....	11	0	357	162	S. A. Boles
1924 .....	7	3	265	193	L. S. Burnham
1925 .....	11	0	417	185	Ray Eklund
1926 .....			(Record Unknown)		S. A. Boles
1927 .....	19	0	822	413	J. R. McFarland
1928 .....	7	1	222	110	Fred Major
1929 .....	9	1	260	193	M. E. Potter
1930 .....	8	0	250	143	M. E. Potter
1931 .....	4	2	178	116	(Unknown)
1932 .....	10	0	463	175	Elmer Gilb
1933 .....	8	1	408	204	J. R. Campbell and Len Miller
1934 .....	16	0	809	340	Len Miller
1935 (Incomplete) .....	11	1	397	232	Paul McBrayner
1936 .....	11	1	392	263	Paul McBrayner
1937 .....	7	2	321	201	Paul McBrayner
1938 .....	8	2	399	286	Paul McBrayner
1939 .....	9	1	433	293	Paul McBrayner
1940 (Incomplete) .....	16	0	504	283	Paul McBrayner
1941 .....			(No Team)		
1942 .....	2	2	185	163	Paul McBrayner
1943-1948 .....			(No Schedule Played)		
1949 .....	15	0	1203	673	Harry Lancaster
1950 .....	15	1	1269	767	Harry Lancaster
1951 .....	13	0	1112	620	Harry Lancaster
1952-1953 .....			(No Team)		
1954 .....	6	0	646	391	Harry Lancaster
1955 .....	9	4	1156	832	Harry Lancaster
1956 .....	4	4	680	562	Harry Lancaster
1957 .....	7	0	612	431	Harry Lancaster
1958 .....	16	1	1658	1125	Harry Lancaster
1959 .....	6	3	773	617	Harry Lancaster
1960 .....	9	5	1129	967	Harry Lancaster
1961 .....	13	5	1579	1358	Harry Lancaster
1962 .....	13	5	1647	1223	Harry Lancaster
1963 .....	14	3	1437	1053	Harry Lancaster
1964 .....	13	3	1600	1305	Harry Lancaster
1965 .....	17	2	1741	1268	Harry Lancaster
1966 .....	5	10	1165	1227	Harry Lancaster
1967 .....	18	2	1977	1531	Harry Lancaster
1968 .....	11	9	1838	1667	Harry Lancaster
1969 .....	18	4	1984	1650	Harry Lancaster and Joe Hall
1970 .....	16	6	1975	1782	Joe Hall
1971 .....	12	8	1728	1640	Joe Hall
1972 .....	22	0	2208	1487	Joe Hall
1973 .....	2	10	713	824	Dick Parsons

# Scouting Reports



## 1st Game—MIAMI at Lexington—Saturday, Dec. 1

Site—Memorial Coliseum (11,500)	Tipoff—8:00 p.m. EST
Location—Oxford, Ohio	Series—UK leads 13-4 since '05
Enrollment—13,100	Last Game—80-58 UK (H) in '69
Conference—Mid-American	Biggest Win Margin—
Nickname—Redskins	UK 32 (93-61) in '61
Colors—Red and White	MU 24 (38-14) in '19
Athletic Director—Richard G. Shrider	Records at Site—
Publicist—Dave Young	UK 10-3 (Last Win in '69)
1972-72 Record—Won 18, Lost 9	MU 3-10 (Last Win in '27)
(Conf. Finish—First)	Hall Record—Won 0, Lost 0

Coach—Darrell Hedric (3 Years at MU—Won 50, Lost 26—Pct. 65.8)

Offense—Pattern	Defense—Man-to-Man
Chief Losses—Larry Garloch (G) 7.6	
Top Returnees—Rich Hampton (6-6 F) 14.9; Phil Lumpkin (6-0 G) 13.8; Gary Dees (6-5 F) 9.3; Steve Fields (6-5 G) 7.4; Dave Elmer (6-10 C) 6.6	
Best Newcomers—Larry Allen (6-5 F) 17.9; Terry Winters (6-2 G) 12.2	

**OUTLOOK:** With 10 lettermen including four starters returning from last year's Mid-American champions, coach Darrell Hedric has reason to smile. Top scorers Rich Hampton and Phil Lumpkin return with Gary Dees and Steve Fields. Also returning for a full year will be 6-10 Dave Elmer, who missed the first half of last year due to the transfer rule. "We have a veteran team returning," Hedric said, "but the rest of the league will be tough also."

## 2nd Game—KANSAS at Lawrence—Monday, Dec. 3

Site—Allen Field House (17,000)	Tipoff—7:35 p.m. CST
Location—Lawrence, Kan.	Series—UK leads 5-0 since '50
Enrollment—20,000	Last Game—77-71 UK (H) in '72
Conference—Big Eight	Biggest Win Margin—
Nickname—Jayhawks	UK 30 (115-85) in '69
Colors—Crimson and Blue	Records at Site—
Athletic Director—Clyde Walker	UK 2-0 (Last win in '71)
Publicist—Don Baker, Interim SID	KU 0-2
1972-73 Record—Won 8, Lost 18	Hall Record—Won 1, Lost 0
(Conf. Finish—6th)	

Coach—Ted Owens (9 Years at Kansas—Won 168, Lost 76—Pct. 68.9)

Offense—Single Post	Defense—Man-to-Man and Zone Press
Chief Losses—None	
Top Returnees—Tom Kivisto (6-3 G) 8.6; Rick Suttle (6-9 C) 16.3	
Best Newcomers—Roger Morningstar (6-6 F) JC; Donnie Von Moore (6-9 C) Fr.; Norman Cook (6-9 C) Fr.	

**OUTLOOK:** Kansas will rely heavily on youth as the Jayhawks attempt to rebound from last season's 8-18 record. Nine returning lettermen include six juniors, one sophomore, and only two seniors, veteran guards Kivisto and Dave Taynor. Top scorer Rick Suttle (16.3) could get pressure from two great frosh prospects from Illinois, Von Moore and Cook, and Roger Morningstar is expected to see heavy duty following a sensational career at Olney (Ill.) Junior College. "We certainly should be an improved team inasmuch as we did not lose a starter and have added depth in our good freshman group and juco transfer," Owens said.



### 3rd Game—INDIANA at Louisville—Saturday, Dec. 8

Site—Freedom Hall (18,500)  
Location—Bloomington, Ind.  
Enrollment—31,280  
Conference—Big Ten  
Nickname—Hoosiers  
Colors—Cream and Crimson  
Athletic Director—J. W. (Bill) Orwig  
Publicist—Tom Miller  
1872-73 Record—Won 22, Lost 6  
(Conf. Finish—First)

Tipoff—8:00 p.m. EST  
Series—IU leads 9-5 since '24  
Last Game—72-65 IU (NCAA) in '73  
Biggest Win Margin—  
UK 35 (91-56) in '65  
IU 19 (38-19) in '26  
19 (48-29) in '28  
Records at Site—  
IU 1-0 (Last win in '71)  
UK 0-1  
Hall Record—Won 0, Lost 2

COACH—Bob Knight (2 Years at Indiana—Won 39, Lost 14—Pct. 73.6)

Offense—Pattern

Defense—Man-to-Man

Chief Losses—Steve Downing (C) 20.1; John Ritter (F) 14.7

Top Returnees—Steve Green (6-7 F) 10.1; Jim Crews (6-5 G) 5.3; Quinn Buckner (6-2½ G) 10.8; John Laskowski (6-5 G) 10.3

Best Newcomers—Kent Benson (6-11 C) Fr.; Scott May (6-6 F) NP; Bob Wilkerson (6-5 G) NP

**OUTLOOK:** The Hoosiers return 11 lettermen, including three starters, guards Quinn Buckner, Jim Crews, and forward Steve Green. Despite losing Steve Downing, leading IU scorer and Big Ten MVP, and second leading IU scorer and three-year starter John Ritter from the team which finished third in the NCAA finals, Coach Bobby Knight will be greeted by a wealth of youthful talent which includes Scott May and Bob Wilkerson, two academic non-predictors who are given a good shot at starting slots after sitting out last season, and prep All-America Kent Benson. If Knight can maintain the cohesiveness of last year's team in addition to finding capable replacements for Downing and Ritter, then IU could once again be a chief contender for the Big Ten Crown.

### 4th Game—NORTH CAROLINA at Greensboro—Monday, Dec. 10

Site—Greensboro Coliseum (15,200)  
Location—Chapel Hill, N. C.  
Enrollment—19,100  
Conference—Atlantic Coast  
Nickname—Tar Heels  
Colors—Carolina Blue and White  
Athletic Director—Homer Rice  
Publicist—Jack Williams  
1972-73 Record—Won 25, Lost 8  
(Conf. Finish—Second)

Tipoff—8:00 p.m. EST  
Series—NC leads 9-5 since '24  
Last Game 78-70 NC (LV) in '72  
Biggest Win Margin—  
UK 39 (83-44) in '50  
NC 21 (41-20) in '24  
Records at Site—  
UK 1-1 (Last Win in '60)  
NC 1-1 (Last Win in '67)  
Hall Record—Won 0, Lost 1

COACH—Dean Smith (12 Years at North Carolina—Won 242, Lost 90—Pct. 72.9)

Offense—Multiple

Defense—Pressing Man-to-Man

Chief Losses—George Karl (G) 17.0; Donn Johnston (F) 6.1

Top Returnees—Bobby Jones (6-9 F) 15.0; Ed Stahl (6-10 F) 12.4; Darrell Elston (6-4 G) 9.8; Donald Washington (6-7 F) 12.3; Mitch Kupchak (6-9 F) 7.7; John O'Donnell (6-7 F) 6.8

Best Newcomers—None except incoming freshmen.

**OUTLOOK:** With Bobby Jones leading a big and talented front line, the Tar Heels are expected to be a strong force again in college basketball. However, coach Dean Smith is worried over replacing three-year starter George Karl and Donn Johnston. "Both will be extremely difficult to replace," he said. Elston returns at guard where he alternated with Ray Harrison, 6-2, who was sidelined by illness at mid-season, and 5-10 Brad Hoffman, and 6-0 Dave Hanners. Jones, who hit 60.1 per cent of his shots, was leading rebounder with 348 retrieves, while Ed Stahl was second with

194. Smith feels rebounding should be improved and that he will use three big men at the same time. "We could have more depth than any Carolina team in my time," he said.

### 5th Game—IOWA at Iowa City—Friday, Dec. 14

Site—Iowa Field House (13,500)

Location—Iowa City, Iowa

Enrollment—20,500

Conference—Big Ten

Nickname—Hawkeyes

Colors—Old Gold and Black

Athletic Director—Chalmers "Bump" Elliott

Publicist—George Wine

1972-73 Record—Won 13, Lost 11

(Conf. Finish—Tie for 6th)

Tipoff—7:35 p.m. CST

Series—Tied 2-2 since '56

Last Game—79-66 UI (H) in '72

Biggest Win Margin—

UK 25 (94-69) in '62

UI 13 (79-66) in '72

Records at Site—

UK 0-1

UI 1-0 (Last Win in '56)

Hall Record—Won 0, Lost 1

COACH—Dick Schultz (3 Years at Iowa—Won 33, Lost 39—Pct. 45.8)

Offense—Power Zone, Fast Break

Defense—Pressure Man-to-Man

Chief Losses—Kevin Kunnert (C) 19.2; Rick Williams (9) 13.8

Top Returnees—Neil Fegebank (6-7 F) 10.0; Candy LaPrince (6-1 G) 12.6; Jim Collins (6-9 F) 7.3

Best Newcomers—Larry Parker (6-6 F) 3.6; Larry Moore (5-11 G) 3.3

**OUTLOOK:** Several interesting possibilities confront Iowa Coach Dick Schultz for the 1973-74 season. He has a squad that includes six veterans, and five have been starters at one time or another. And finally, Schultz predicts his six incoming freshman recruits will push the upperclassmen very hard before the season gets very far along. Neil Fegebank, a two-year starter at forward who is a strong rebounder and excellent defensive player, leads a veteran crew which includes Candy LaPrince, JUCO transfer who averaged 12.6 last year, senior Jim Collins who played both forward and center, and swingman Reggie Vaughan, who scored at a 5.5 clip.

### U.K. INVITATIONAL TOURNAMENT

Friday and Saturday, Dec. 21, 22

(See also special UKIT information on pages 23-27)

Site All Games—Memorial Coliseum (11,500)

Tipoff Times—(7:30 and Approx 9:30 EST Both Nights)

(25-minute intermission between games)

#### DARTMOUTH

Location—Hanover, N. H.

Enrollment—3,600

Conference—Ivy League

Nickname—Big Green

Colors—Dartmouth Green, White

Athletic Director—Seaver Peters

Publicist—Jack DeGange

1972-73 Record—Won 6, Lost 20

(Conf. Finish—Seventh)

Series—UK leads 2-1 since '42

Last Game—107-67 UK (H) in '65

Biggest Win Margin—

UK 46 (95-49) in '62

DC 19 (47-28) in '42

Records at Site—

UK 2-0 (Last Win in '65)

DC 0-2

Hall Record—Won 0, Lost 0

COACH—Tom O'Connor (One Year at Dartmouth—Won 6, Lost 20—Pct. 23.1)

Offense—Controlled

Defense—Man-to-Man

Chief Losses—James Brown (G) 22.2; Robin Derry (F) 10.3; George Riley (F) 4.7

Top Returnees—Bill Raynor (6-0 G) 14.6; Tom Eggleston (6-7 C) 7.2; Dan McKay (6-0 G) 1.9

Best Newcomers—Adam Sutton (6-5 G) 21.3; Mark Donoghue (6-8 C) 15.6; Jim Beattie (6-5 G-F) 8.7

**OUTLOOK:** Lack of front-court rebounding and scoring strength which hurt the Big Green last year should be vastly improved with a solid group of sophomore forwards this season. However, coach O'Connor must replace graduated James Brown, the Ivy League's top scorer. Playmaking guard Bill Raynor seems to be the likely candidate after a good campaign last season. Sophomore center Mark Donoghue will battle senior Tom Eggleston for the center spot, while strong jumping soph forward Adam Sutton is given a good shot at one forward post. Dartmouth's schedule is a tough one, with 10 of the first 12 games on the road, and the development of the sophomore group is the key to a successful season.

### OHIO STATE

Location—Columbus, Ohio

Enrollment—45,000

Conference—Big Ten

Nickname—Buckeyes

Colors—Scarlet and Gray

Athletic Director—J. E. Weaver

Publicist—Marvin Homan

1972-73 Record—Won 14, Lost 10

(Conf. Finish—Third)

Series—OS leads 7-6 since '33

Last Game—82-81 OS (NCAA) in '68

Biggest Win Margin—

UK 19 (95-76) in '58

OS 16 (46-30) in '33

Records at Site—

UK 2-1 (Last Win in '59)

OS 1-2 (Last Win in '68)

Hall Record—Won 0, Lost 0

COACH—Fred R. Taylor (15 Years at OS—Won 268, Lost 109—Pct. 71.1)

Offense—Stack

Defense—Man-to-Man

Chief Losses—Allan Hornyak (G) 24.0; Luke Witte (C) 13.7

Top Returnees—Wardell Jackson (6-7 F) 13.2; Bill Andreas (6-7 F) 7.3; Dan Gerhard (6-4 G) 6.2

Best Newcomers—Lawrence Bolden (6-0 G) Fr.; Andy Stiegemeier (6-5 F-G) 17.8; Joe Stepp (6-5 G) 12.0

**OUTLOOK:** The Buckeyes return seven lettermen and a flock of talented performers from last year's 9-2 jayvee team as well as a pair of promising freshmen prospects. Capt. Wardell Jackson, who is regarded as one of the Big Ten's best forwards, is the team's most seasoned player. Senior Jack Wolfe (6-6), and juniors Bill Andreas and Steve Wenner will vie for the other corner spot, while 6-10 sophomore Craig Taylor will hold down the center position. Senior Dan Gerhard is expected to provide team leadership at one guard. Battling for the other slot will be Joe Stepp, Andy Stiegemeier, and freshman Lawrence Bolden. The talent is plentiful but lack of experience could be a key to the Buckeyes' season, at least in the early going.

### STANFORD

Location—Stanford, Calif.

Enrollment—10,532

Conference—Pacific-8

Nickname—Cardinals

Colors—Cardinal and White

Athletic Director—Joseph H. Ruetz

Publicist—Bob Murphy

1972-73 Record—Won 14, Lost 11

(Conf. Finish—Fourth)

Series—No Games Played

Hall Record—Won 0, Lost 0

COACH—Howard "Howie" Dallmar (19 Yrs at Stanford—W 235, L 236—Pct. 49.9)

Offense—Double Post Screening

Defense—Man-to-Man, Combination

Chief Losses—Bob Buell (G-F) 6.6; Pat Rusco (G) 1.6

Top Returnees—Rich Kelley (7-0 C) 17.3; Mike Mann (6-9 C-F) 9.1; Dave Frost (6-6 F) 8.9; Mel Arterberry (6-3 G-F) 6.9; Mark Gilberg (6-0 G) 6.0  
Best Newcomers—Ed Schwietzer (6-8½ C) 19.2; Mike Simons (6-4 G) Red Shirt

**OUTLOOK:** Stanford returns nine lettermen, five of whom started most of last year's games on a team which rallied to win five of its last seven games. Coach Dallmar is expecting great things out of Rich Kelley, the Cards' first 7-footer who became Stanford's leading single season rebounder with 331, and who also led the team in scoring with 17.3 points. "Kelley had a magnificent season and brought the team right along with him through the later stages," Dallmar said. "He is playing with great confidence and this will help him to a fast start next year." Kelley played with Kentucky's Kevin Grevey on a team of collegians which made a State Department tour of Red China last summer. With Kelley, Mike Mann, and Dave Frost, Dallmar would have a front line averaging 6-9, to go with guards Mark Gilberg and Mel Arterberry. Ed Schwietzer, a 6-8½ center who had a good freshman year, will give added depth to a solid front line.

### 8th Game—NOTRE DAME at Louisville—Saturday, Dec. 29

Site—Freedom Hall (18,500)  
Location—South Bend, Ind.  
Enrollment—8,557  
Conference—None  
Nickname—Fighting Irish  
Colors—Gold and Blue  
Athletic Director—Edward W. Krause  
Publicist—Roger O. Valdiserri  
1972-73 Record—Won 18, Lost 12

Tipoff—8:00 p.m. EST  
Series—UK leads 22-13 since '29  
Last Game—65-63 UK (LV) in '72  
Biggest Win Margin—  
UK 34 (103-69) in '65  
ND 21 (41-20) in '36  
Records at Site—  
UK 12-2 (Last Win in '72)  
ND 2-12 (Last Win in '70)  
Hall Record—Won 1, Lost 0

COACH—Richard (Digger) Phelps (2 Years at Notre Dame—W 24, L 32—Pct. 42.9)  
Offense—Multiple  
Defense—Multiple

Chief Losses—Don Silinski (F) 3.5

Top Returnees—John Shumate (6-9 F) 21.0; Gary Brokaw (6-3 G) 17.4; Gary Novak (6-7 F) 12.8; Dwight Clay (5-11 G) 11.7; Peter Crotty (6-8 C) 8.0

Best Newcomers—Freshmen: Toby Knight (6-8 F) 29.6; Adrian Dantley (6-5 F) 25.0; Bill Paterno (6-5 F) 24.0; Billy Drew (6-4 G) 21.0

**OUTLOOK:** For the first time since Digger Phelps took over at Notre Dame three years ago, the Irish figure to have an essential commodity for basketball success—depth. Last year, Notre Dame's 18-12 finish and NIT second place was achieved using the starting five nearly every minute of every game. "We feel we will have eight or nine players now who can totally commit to our goals," says Phelps. "Our entire starting team returns and we had a very successful year recruiting, which will enable us to be much more flexible." Shumate, who broke Austin Carr's .555 field goal percentage record with a .592 mark, will lead veterans Gary Brokaw, second leading scorer and leading free throw shooter, top defensive man Gary Novak, playmaker Dwight Clay and center Peter Crotty.

### LOUISIANA STATE

9th Game—at Baton Rouge—Saturday, Jan. 5

18th Game—at Lexington—Monday, Feb. 4

Site—LSU Assembly Center (14,327)  
Memorial Coliseum (11,500) Lexington  
Location—Baton Rouge, La.  
Enrollment—22,031

Tipoff—2:00 p.m. CST (TV)  
Tipoff—8:00 p.m. EST  
Series—UK leads 37-2 since '33  
Last Game—94-76 UK (H) in '73

Conference—Southeastern  
Nickname—Tigers  
Colors—Purple and Gold  
Athletic Director—Carl Maddox  
Publicist—Paul Manasseh  
1972-73 Record—Won 14, Lost 10  
(Conf Finish—Fifth)

Biggest Win Margin—  
UK 42 (107-65) in '56  
LSU 17 (88-71) in '72  
Records at Site—  
UK 13-2 at Baton Rouge  
LSU 0-15 at Lexington  
Hall Record—Won 2, Lost 0

COACH—Dale Brown (1 Year at LSU—Won 14, Lost 10—Pct. 58.3)

Offense—Controlled Fastbreak  
Chief Losses—Bill Whittle (F) 11.1; Jeff Taylor (G) 4.7; Marty Allman (G) 1.6  
Top Returnees—Ed Palubinskas (6-0 G) 18.6; Mike Darnall (6-0 G) 9.6; Collis Temple (6-7 F-C) 9.0; Wade Evans (6-3 F) 7.2; Ed LeBlanc (6-7 F-C) 6.9  
Best Newcomers—Glenn Hansen (6-5 F-G) Tr.; Mickey Heard (6-5 F-G) So.

**OUTLOOK:** Nine lettermen including four starters return to give second year coach Dale Brown a solid nucleus to improve a startling 14-10 first year record. The Tigers, who made up with hustle what they lacked in experience last year will have more depth and talent for Brown to work with after a successful recruiting season which enfolded Frank LeFevre, a 6-11 freshman from Clearwater, Fla. Ed Palubinskas, a bonafide star who led the SEC in free throw shooting with 89.5 per cent, returns at guard with Mike Darnall, who played great the last half of the year. Collis Temple returns for his final year at forward with sophomore Ed LeBlanc, who performed creditably last year. Reports from Bayou land have it that the basketball fortunes appear brightest, perhaps, in the history of the university.

## GEORGIA

10th Game—at Lexington—Monday, Jan. 7

19th Game—at Athens—Saturday, Feb. 9

Site—Memorial Coliseum (11,500) Lexington  
Georgia Coliseum (10,400) Athens  
Location—Athens, Ga.  
Enrollment—19,500  
Conference—Southeastern  
Nickname—Bulldogs  
Colors—Red and Black  
Athletic Director—Joel Eaves  
Publicist—Dan Magill  
1972-73 Record—Won 10, Lost 16  
(Conf. Finish—Eighth)

Tipoff—8:00 p.m. EST  
Tipoff—8:00 p.m. EST  
Series—UK leads 49-8 since '21  
Last Game—99-86 UK (A) in '73  
Biggest Win Margin—  
UK 77 (143-66) in '56  
UG 11 (71-60) in '50  
Records at Site—  
UG 1-22 at Lexington  
UK 14-5 at Athens  
Hall Record—Won 2, Lost 0

COACH—John Guthrie (1st Year at Georgia)

Offense—Multiple  
Chief Losses—Tim Basset (C) 17.0; Ronnie Hogue (G) 16.5; John Fraley (F) 10.8  
Top Returnees—Charlie Anderson (6-5 F) 5.2; Billy Magarity (6-6 F) 5.2; Dave Lucey (6-0 G) 3.4  
Best Newcomers—Ed Peterson (6-4 G) Tr.; Doug Miller (6-6 F) Tr.

**OUTLOOK:** Coach John Guthrie, a Georgia assistant for several years, was named to succeed Babe McCarthy, who jumped to the ABA Kentucky Colonel's late last summer. He will be greeted by only four members of last season's Bulldog team which had a disappointing 10-16 record. Hustling forward Charlie Anderson leads the returnees that include junior Billy Magarity, soph David Lucey, and junior 6-10 center Steve Waxman. The Bulldogs are expected to get immediate help, from transfers Ed Peterson, a 6-4 guard, and 6-6 forward Doug Miller.

## AUBURN

11th Game—at Lexington—Saturday, Jan. 12

20th Game—at Auburn—Monday, Feb. 11

Site—Memorial Coliseum (11,500) Lexington

Memorial Coliseum (13,000) Auburn

Location—Auburn, Ala.

Enrollment—15,429

Conference—Southeastern

Nickname—Tigers

Colors—Orange and Blue

Athletic Director—Lee Hayley

Publicist—Buddy Davidson

1972-73 Record—Won 6, Lost 20

(Conf. Finish—Tie for 9th)

COACH—Bob Davis (1st Year at Auburn)

Offense—Fast Break

Chief Losses—Gary England (G) 12.8; Albert Johnson (C) 7.3; Ralph Smith (C) 7.3

Top Returnees—Mike Christian (6-1 G) 12.2; Gary Redding (6-6 F) 11.5

Best Newcomers—Bob Mandula (6-3 G) 2.3; Bob Bond (6-8 F) 5.8

**OUTLOOK:** New coach Bob Davis plans to introduce a different style of play at Auburn and he got a huge break when the Tigers were selected last August to represent the United States in a ten-day, five-game tour of Israel. Thus, the Tigers will get what amounts to a month's early practice and should fully be accustomed to Davis' style of play, which is a fan appealing running game which will include a pressing defense. Mike Christian returns for his final year and should fill the bill as offensive leader. Soph Gary Redding, leading rebounder with 8.2 per game will anchor a front line which includes soph Bob Bond and senior Robert Osberry, a 6.5 scorer. Guards Tim Beavers, 4 points per game, and Bob Mandula round out the returning lettermen.

Tipoff—8:00 p.m. EST

Tipoff—7:30 p.m. CST

Series—UK leads 33-5 since '21

Last Game—91-79 UK (A) in '73

Biggest Win Margin—

UK 66 (84-18) in '47

AU 19 (88-69) in '65

Records at Site—

AU 0-16 at Lexington

UK 9-4 at Auburn

Hall Record—2-0

## TENNESSEE

12th Game—at Knoxville—Monday, Jan. 14

21st Game—at Lexington—Saturday, Feb. 16

Site—Stokely Center (12,700) Knoxville

Memorial Coliseum (11,500) Lexington

Location—Knoxville, Tenn.

Enrollment—24,000

Conference—Southeastern

Nickname—Volunteers

Colors—Orange and White

Athletic Director—Bob Woodruff

Publicist—Haywood Harris

1972-73 Record—Won 15, Lost 9

(Conf. Finish—Tie for Second)

COACH—Ray Mears (11 Years at Tennessee—Won 200, Lost 83—Pct. 70.7)

Offense—1-3-1

Chief Losses—Mike Edwards (G) 15.9; Larry Robinson (F) 11.7

Top Returnees—Len Kosmalski (7-0 C) 17.0; John Snow (6-0 G) 13.1; Rodney Woods (5-11 G) 9.8

Best Newcomers—Bob Brykalski (7-0 C) 18.0; Doug Ashworth (6-5 F) Tr., Ernie Grunfeld (6-5 F) Fr.

**OUTLOOK:** Ray Mears, who achieved his 100th Tennessee victory in 11 years last season, expects to produce another SEC title contender this year. Key to the

Tipoff—8:00 p.m. EST

Tipoff—8:00 p.m. EST

Series—UK leads 94-37 since '10

Last Game—86-81 UK (H) in '73

Biggest Win Margin—

UK 55 (95-40) in '52

UT 28 (87-59) in '68

Records at Site—

UK 33-24 at Knoxville

UT 10-52 at Lexington

Hall Record—Won 1, Lost 1

Defense—Combination Zone

Vols' hopes is Len Kosmalski, seven-foot center who scored 17 points a game last year despite being slowed by a foot injury. John Snow hopes to take over Mike Edwards' vacated right wing spot, and Rodney Woods, who averaged 9.8 as a soph, returns to direct the club from the point position. A large number of candidates for the two other positions includes '73 holdouts Austin Clark, Doug Ashworth, Vinnie Tracy and some promising frosh, notably Ernie Grunfeld and David Moss.

## MISSISSIPPI

13th Game—at Lexington—Saturday, Jan. 19

22nd Game—at Oxford—Monday, Feb. 18

Site—Memorial Coliseum (11,500) Lexington  
C. M. "Tad" Smith Coliseum (8,500)  
Oxford

Location—Oxford, Miss.

Enrollment—8,400

Conference—Southeastern

Nickname—Rebels

Colors—Red and Navy Blue

Athletic Director—John Vaught

Publicist—Billy Gates

1972-73 Record—Won 14, Lost 12  
(Conf. Finish—Sixth)

Tipoff—8:00 p.m. EST

Tipoff—7:30 p.m. CST

Series—UK leads 41-3 since '25

Last Game—88-70 UK (H) in '73

Biggest Win Margin—

UK 58 (116-58) in '52

UM 20 (37-17) in '27

Records at Site—

UM 1-21 at Lexington

UK 7-1 at Oxford

Hall Record—Won 1, Lost 1

COACH—Robert (Cob) Jarvis (5 Years at UM—Won 58, Lost 68—Pct. 46.0)

Offense—Two-One-Two

Defense—Multiple Zone, Man-to-Man

Chief Losses—Dave Downing (F) 10.0; Dave Smith (F) 3.6; Steve Strickland (F) 3.4

Top Returnees—Coolidge Ball (6-5 F) 13.7; Fred Cox (7-0 C) 14.2; Dean Hudson (6-3 G) 10.7; Tom Jordan (6-1 G) 9.7; Bob Mahoney (6-4 G) 5.2

Best Newcomers—Dave Shepherd (5-11 G) Tr.; Walter Actwood (6-6½ G) Fr.; Gary Yoder (6-4 G) Fr.

**OUTLOOK:** Robert "Cob" Jarvis, into his sixth campaign as the Ole Miss basketball coach, has produced back-to-back winning seasons, a phenomenon which occurred most recently 20 years ago. And if the Johnny Rebs can pad their scoring output and secure some floor leadership and direction that was lacking a year ago, it could be more than a third consecutive winning campaign. The Rebs led the SEC in scoring defense (67.1) but were eighth in offense (72.0). All-SEC forward Coolidge Ball returns for his final year as do center Fred Cox and guard Tom Jordan. Junior guards Dean Hudson and Bob Mahoney could get pressure from Indiana transfer Dave Shepherd, while forward Walter Actwood and guard Gary Yoder could help from the freshman lot.

## ALABAMA

14th Game—at Tuscaloosa—Monday, Jan. 21

23rd Game—at Lexington—Saturday, Feb. 23

Site—Memorial Coliseum (15,043)  
Tuscaloosa

Memorial Coliseum (11,500) Lexington

Location—Tuscaloosa, Ala.

Enrollment—13,564

Conference—Southeastern

Nickname—Crimson Tide

Colors—Crimson and White

Tipoff—7:30 p.m. CST

Tipoff—3:00 p.m. EST (TV)

Series—UK leads 56-13 since '23

Last Game—111-95 UK (H) in '73

Biggest Win Margin—

UK 42 (74-32) in '49

UA 24 (101-77) in '56

Athletic Director—Paul Bryant  
Publicist—Charley Thornton  
1972-73 Record—Won 22, Lost 8  
(Conf. Finish—Tie for 2nd)

Records at Site—  
UK 15-7 at Tuscaloosa  
UA 3-30 at Lexington  
Hall Record—Won 2, Lost 0

COACH—C. M. Newton (6 Years at UA—Won 62, Lost 70—Pct. 47.0)

Offense—Fast Break  
Chief Losses—Wendell Hudson (F) 20.7; Glenn Garrett (F) 7.8; Paul Ellis (G) 8.2  
Top Returnees—Charles Cleveland (6-5 G-F) 14.9; Ray Odums (6-2 G) 13.4; Leon Douglas (6-10 C) 12.7  
Best Newcomers—Charles Russell (6-6 F) JUCO 28.0; T. R. Dunn (6-4 G-F) Fr.

**OUTLOOK:** Three returning starters, Cleveland, Odums, and Douglas, give Bama the nucleus of a good scoring attack, but coach C. M. Newton must find a replacement for Wendell Hudson if the Tide is to finish as high in the SEC this season. Gone also is starter Glenn Garrett, and top sub Paul Ellis. John Dill, a 6-4 guard-forward is back along with Dale Dunn, a 6-8 forward, who sat out last year after lettering as a sophomore. Freshman T. R. Dunn is given a good shot to play as well as JUCO All-American Charley Russell.

## FLORIDA

15th Game—at Gainesville—Saturday, Jan. 26  
24th Game—at Lexington—Monday, Feb. 25

Site—Alligator Alley (7,200) Gainesville  
Memorial Coliseum (11,500) Lexington  
Location—Gainesville, Fla.  
Enrollment—24,100  
Conference—Southeastern  
Nickname—Gators  
Colors—Orange and Blue  
Athletic Director—Ray Graves  
Publicist—Norm Carlson  
1972-73 Record—Won 11, Lost 15  
(Conf. Finish—Seventh)

Tipoff—7:30 p.m. EST  
Tipoff—8:00 p.m. EST  
Series—UK leads 32-8 since '27  
Last Game—94-83 UK (A) in '73  
Biggest Win Margin—  
UK 56 (87-31) in '48  
UF 18 (96-78) in '68  
Records at Site—  
UK 10-6 at Gainesville  
UK 1-15 at Lexington  
Hall Record—Won 2, Lost 0

COACH—John Lotz (1st Year at Florida)

Offense—Controlled Fast Break  
Chief Losses—Tony Miller (G) 17.2; Gary Waddell (C) 4.7  
Top Returnees—Chip Williams (6-8 C) 16.5; Gene Shy (6-5 F) 10.8; Bob Smyth (6-8 F) 7.3; Bill Moody (6-3 G) 6.7; Mike Lederman (6-1 F) 5.6  
Best Newcomers—Roger Rome (6-6½ C) JUCO 27.0; Don Close (6-3 F) 20.0; Curt Shellabarger (6-6 F) 19.0

**OUTLOOK:** Florida opens a new era under the leadership of new coach John Lotz, former North Carolina assistant, who will employ a running style of ball with an aggressive man-to-man defense. Despite 10 returning lettermen, Lotz will be working with a program which has suffered through four consecutive losing seasons. Lotz plans to offset a lack of size with scrappiness. The loss of three-year scoring leader Tony Miller could be lightened by one of three freshmen guards—6-3 Don Bostic, 6-2 Bruno Caldwell, or 6-4 Jerry Moore. The center position will be a strong point of the Gators, particularly if 7-0 Doug Brown returns from a knee operation. Even without Brown, Chip Williams, third in SEC rebounding (12.3) and leading returning scorer, should get the job done.

## VANDERBILT

16th Game—at Lexington—Monday, Jan. 28  
25th Game—at Nashville—Saturday, March 2



Site—Memorial Coliseum (11,500) Lexington  
 Memorial Gym (15,581) Nashville  
 Location—Nashville, Tenn.  
 Enrollment—7,000  
 Conference—Southeastern  
 Nickname—Commodores  
 Colors—Black and Gold  
 Athletic Director—Clay Stapleton  
 Publicist—Ron Barnes  
 1972-73 Record—Won 20, Lost 6  
 (Conf. Finish—Tie for 2nd)  
 COACH—Roy Skinner (13 Years at VU—Won 221, Lost 108—Pct. 67.4)  
 Offense—Fast Break  
 Chief Losses—Rod Freeman (F) 11.7; Steve Turner (C) 8.1; Ray Maddux (C) 4.3  
 Top Returnees—Terry Compton (6-5 F) 17.7; Bill Ligon (6-4 F) 9.9; Jan van Breda  
 Kolff (6-7 G) 8.2; Jeff Fosnes (6-6 F) 8.0; Lee Fowler (6-6 F) 7.9; Butch Feher  
 (6-3 G) 5.6  
 Best Newcomers—Mike Moore (6-7 C) 21.3; Spence Young (6-9 C) Fr.

**OUTLOOK:** "I'm really looking forward to this season," said coach Roy Skinner. "I think we'll be improved over last year and will be right in the thick of things. We'll have more experience, especially for our young boys who played so well for us late last year, and I feel we'll have good depth." Vandy returns four of five starters for the last nine games when they made a run at the SEC title by winning seven. They are Compton, van Breda Kolff, who broke his own school assist record, and sophomores-to-be Fosnes and Feher. Seniors Bill Ligon and Lee Fowler, and soph Joe Ford will give added depth.

## MISSISSIPPI STATE

17th Game—at Starkville—Saturday, Feb. 2

26th Game—at Lexington—Monday, March 4

Site—Bulldog Gym (5,500) Starkville  
 Memorial Coliseum (11,500) Lexington  
 Location—State College, Miss.  
 Enrollment—10,245  
 Conference—Southeastern  
 Nickname—Bulldogs  
 Colors—Maroon and White  
 Athletic Director—Charles N. Shira  
 Publicist—Bob Hartley  
 1972-73 Record—Won 11, Lost 15  
 (Conf. Finish—Tie for Ninth)  
 COACH—Kermit Davis (4 Years at MS—Won 39, Lost 38—Pct. 50.6)  
 Offense—Shuffle  
 Chief Losses—Malcolm Wesson (F) 2.6; Mike Vosburgh (G) 2.6; Jeff Watkins (C) 1.5  
 Top Returnees—Rich Knarr (6-2 G) 18.0; Jerry Jenkins (6-7 F) 17.6; Larry Fry  
 (6-5 F) 12.5; Terry Kusnierz (6-5 C) 10.7; Taki Koroneos (6-0 G) 8.0  
 Best Newcomers—Dale Haarman (6-6 F) 21.5; Joe Dan (5-11 G) 16.7; Dale Hathorn  
 (7-2 C) 12.5

**OUTLOOK:** With all five starters returning, the Bulldogs will have a more experienced and depth rich team than it had last year when coach Davis started the youngest team in the SEC with two juniors, two sophomores, and one freshman. "We will be improved," Davis said, "and we will likely have a couple of freshmen who could see a great deal of playing time." Knarr, who led scoring with 467 points as a freshman, will also defend his assists title. Kusnierz and Koroneos will end creditable careers while talented forwards Jenkins and Fry enter their junior year.

## SERIES SCORES WITH 1973-74 OPPONENTS

Date	Ky. Opp.	Date	Ky. Opp.	Date	Ky. Opp.
<b>MIAMI (Ohio) (13-4)</b>		12- 4-57 (A) .....	61 54	2-22-69 (H) .....	103 89
1-12-06 (H) .....	10 15	12-19-58 (UKIT) ....	95 76	1-24-70 (H) .....	109 96
2-17-06 (A) .....	19 29	12-28-59 (H) .....	96 93	2-21-70 (A) .....	121 105
1-19-12 (H) .....	31 14	3-18-61 (NCAA) ..	74 87	1-23-71 (A) .....	82 79
2-27-13 (H) .....	26 16	3-17-62 (NCAA) ..	64 74	2-20-71 (H) .....	110 73
3- 8-19 (H) .....	14 38	3-16-68 (NCAA) ..	81 82	1-29-72 (H) .....	89 71
12-20-27 (H) .....	31 36	<b>STANFORD (0-0)</b>		2-26-72 (A) .....	71 88
12-21-28 (H) ....	**43 42	<b>NOTRE DAME (22-13)</b>		1-27-73 (A) .....	86 71
12-20-29 (H) .....	35 20	1-12-29 (A) .....	19 16	2-24-73 (H) .....	94 76
12- 6-41 (H) .....	35 21	2-10-36 (A) .....	20 41	<b>GEORGIA (49-8)</b>	
12-16-46 (H) .....	62 49	1- 5-37 (LV) .....	28 41	3- 1-21 (SIAA) ....	20 19
1- 5-48 (A) .....	67 53	1-15-38 (A) .....	37 47	2- 3-23 (H) .....	19 23
3-14-58 (NCAA) ..	94 70	1-14-39 (LV) .....	37 42	2- 7-25 (A) .....	24 28
1- 2-61 (H) .....	70 58	1-13-40 (A) .....	47 52	2-28-25 (SC) .....	31 32
12- 2-61 (H) .....	93 61	1- 4-41 (LV) .....	47 48	2-15-26 (A) .....	22 18
12- 2-68 (A) .....	86 77	7- 7-42 (A) .....	43 46	2-27-26 (SC) .....	39 34
3-15-69 (NCAA) ..	72 71	1-23-43 (LV) .....	60 55	2-15-28 (SC) .....	33 16
12-29-69 (H) .....	80 58	1- 8-44 (LV) .....	55 54	3- 2-29 (SC) .....	24 26
<b>KANSAS (5-0)</b>		1-27-45 (LV) .....	*58 59	2- 1-30 (A) .....	22 21
12-16-50 (H) .....	68 39	1-26-46 (A) .....	47 56	2-14-30 (H) .....	36 23
12-14-59 (A) .....	*77 72	2- 1-47 (LV) .....	60 30	2-13-31 (A) .....	16 25
12- 6-69 (H) .....	115 85	2- 2-48 (A) .....	55 64	3- 2-40 (SEC) .....	51 43
12- 4-71 (A) .....	79 69	1-29-49 (LV) .....	62 38	1-19-42 (A) .....	51 26
12-23-72 (H) .....	77 71	1-23-50 (A) .....	51 64	1-31-42 (H) .....	55 38
<b>INDIANA (5-9)</b>		1-15-51 (H) .....	69 44	1-18-43 (A) .....	60 28
12-18-24 (H) .....	18 20	2- 2-52 (N) .....	71 66	2-26-43 (SEC) .....	59 30
1- 5-25 (A) .....	23 34	3-15-58 (NCAA) ..	89 56	3- 2-44 (SEC) .....	57 29
12-21-26 (H) .....	19 38	2-14-59 (N) .....	71 52	1-29-45 (H) .....	73 37
2- 4-28 (A) .....	29 48	2-13-60 (H) .....	68 65	1-21-47 (A) .....	84 45
12-30-40 (S-Bowl) ..	45 48	12- 7-60 (LV) .....	68 62	2-10-47 (H) .....	81 40
12-23-42 (LV) .....	52 58	12-30-61 (LV) .....	100 53	1-20-48 (A) .....	88 51
12-11-43 (LV) .....	66 41	12-29-62 (LV) .....	78 70	2-21-49 (H) .....	95 40
12-16-44 (LV) .....	61 43	12-28-63 (LV) .....	101 81	1-17-50 (A) .....	60 71
12-18-65 (UKIT) ....	91 56	12-29-64 (LV) .....	97 111	1-28-50 (H) .....	88 56
12-13-69 (H) .....	109 92	12-29-65 (LV) .....	103 69	3- 3-50 (SEC) .....	79 63
12-12-70 (A) .....	*95 93	12-31-66 (LV) .....	96 85	2-23-51 (H) .....	88 41
12-11-71 (LV) ....	*89 90	12-30-67 (LV) .....	81 73	1-16-52 (LV) .....	99 55
12- 9-72 (A) .....	58 64	12-28-68 (LV) .....	110 90	2- 4-54 (H) .....	106 55
3-17-73 (NCAA) ..	65 72	12-27-68 (LV) .....	102 100	2- 6-54 (LV) .....	100 68
<b>NORTH CAROLINA (5-9)</b>		3-12-70 (NCAA) ..	109 99	2- 9-55 (H) .....	86 40
2-29-24 (SIAA) ....	20 41	12-29-70 (LV) .....	92 99	2-27-56 (LV) .....	143 66
1- 4-29 (H) .....	15 25	12-28-71 (LV) .....	86 67	1-30-57 (H) .....	84 53
2-27-32 (SC) .....	42 43	12-30-72 (LV) .....	65 63	1-29-58 (N) .....	74 55
1- 9-50 (H) .....	83 44	<b>LOUISIANA STATE (37-2)</b>		1-29-59 (H) .....	108 55
12-18-59 (UKIT) ....	76 70	2-27-33 (SEC) .....	51 38	1-27-60 (N) .....	84 60
12-13-60 (N) .....	70 65	2-26-37 (SEC) .....	57 37	2- 7-61 (H) .....	74 67
12-16-72 (H) .....	66 68	3- 3-39 (SEC) .....	53 34	1-31-62 (N) .....	86 59
12- 9-63 (H) .....	100 80	3- 3-44 (SEC) .....	55 28	1-31-63 (H) .....	74 67
12- 7-64 (N) .....	67 82	3- 2-45 (SEC) .....	68 37	2- 3-64 (A) .....	103 83
12-13-66 (H) .....	55 64	3- 2-46 (SEC) .....	59 36	1-25-65 (A) .....	102 82
12-12-67 (N) .....	77 84	3- 5-48 (SEC) .....	63 47	2- 1-65 (H) .....	96 64
12- 7-68 (H) .....	77 87	1-31-51 (A) .....	81 59	1-10-66 (A) .....	*69 65
12- 8-69 (A) .....	94 87	1- 5-52 (H) .....	57 47	2- 5-66 (H) .....	74 50
12-11-72 (LV) .....	70 78	3- 1-52 (SEC) .....	44 43	1-16-67 (A) .....	40 49
<b>IOWA (2-2-)</b>		3- 9-54 (N) .....	63 56	2-20-67 (H) .....	101 76
3-17-56 (NCAA) ..	77 89	12- 4-54 (H) .....	74 58	1-15-68 (H) .....	104 73
12-21-62 (UKIT) ....	94 69	1-17-55 (A) .....	64 62	2-19-68 (A) .....	106 87
12- 4-64 (H) .....	85 77	12- 3-55 (A) .....	62 52	1-13-69 (H) .....	88 67
12- 4-72 (H) .....	66 79	1-14-56 (H) .....	107 65	2-17-69 (A) .....	85 77
<b>DARTMOUTH (2-1)</b>		1-12-57 (A) .....	51 46	1-12-70 (A) .....	72 71
3-21-42 (NCAA) ..	28 47	1-11-58 (H) .....	97 52	2-16-70 (H) .....	116 86
12-27-62 (H) .....	95 49	1-10-59 (A) .....	76 61	1-11-71 (H) .....	79 66
1- 2-65 (H) .....	107 67	1- 9-60 (H) .....	77 46	2-15-71 (A) .....	107 95
<b>OHIO STATE (6-7)</b>		1-13-61 (A) .....	59 73	1-17-72 (A) .....	73 85
1- 2-33 (H) .....	30 46	1-12-62 (H) .....	84 63	2-21-72 (H) .....	87 63
12-27-39 (Sug. Bowl)	36 30	1-11-63 (A) .....	63 56	1-15-73 (H) .....	89 68
12-13-41 (A) .....	41 43	1-10-64 (H) .....	103 84	2-19-73 (A) .....	99 86
1- 2-43 (H) .....	40 45	1- 9-65 (A) .....	79 66	<b>AUBURN (33-5)</b>	
12-13-43 (A) .....	40 28	1-24-66 (H) .....	111 85	1-29-21 (H) .....	40 25
12-23-44 (H) .....	*53 48	1-28-67 (H) .....	102 72	2- 8-26 (H) .....	35 26
3-20-45 (NCAA) ..	37 45	2- 4-67 (A) .....	105 84	2-28-42 (SEC) .....	40 31
		1-27-68 (A) .....	121 95	2-28-46 (SEC) .....	69 24
		2- 3-68 (H) .....	109 96	2-28-47 (SEC) .....	84 18
		1-25-69 (A) .....	108 96	3- 4-49 (SEC) .....	70 39
				1- 5-51 (H) .....	79 35
				3- 2-51 (SEC) .....	84 54

\* Overtime Period.

Date	Ky.	Opp.
1-30-52 (A)	88	48
2-27-54 (N)	109	79
2-28-55 (H)	93	59
2- 4-56 (N)	82	81
2-25-57 (H)	103	85
2-24-58 (N)	63	64
2-21-59 (H)	75	56
2-20-60 (A)	60	61
2-27-61 (H)	77	51
2-26-62 (A)	63	60
2-23-63 (H)	78	59
2-22-64 (N)	99	79
1-18-65 (H)	73	67
2-20-65 (A)	69	88
1-29-66 (H)	115	78
2-12-66 (A)	77	64
1-21-67 (H)	60	58
2-27-67 (A)	49	60
1-20-68 (A)	73	74
2-26-68 (H)	89	57
2- 3-69 (H)	105	93
3- 3-69 (A)	90	86
2- 2-70 (A)	84	83
3- 2-70 (H)	102	81
2- 1-71 (H)	114	76
3- 1-71 (A)	102	83
2- 7-72 (A)	78	72
3- 6-72 (H)	102	67
2- 5-73 (H)	88	57
3- 3-73 (A)	91	79

**TENNESSEE (94-37)**

2-16-10 (H)	20	5
2- 7-12 (H)	27	15
2-11-14 (H)	20	14
2-12-14 (H)	20	18
2- 5-15 (A)	21	36
2- 6-15 (A)	22	27
2-17-15 (H)	22	13
2-18-15 (H)	20	18
2-23-16 (H)	17	28
2- 9-17 (H)	20	23
2-10-17 (H)	19	22
3- 2-17 (A)	26	27
3- 3-17 (A)	10	30
2- 7-18 (H)	33	26
2- 8-18 (H)	40	12
3- 1-18 (A)	29	18
3- 2-18 (A)	32	20
2- 7-19 (A)	22	40
2-28-19 (H)	30	14
2- 5-20 (H)	24	29
2- 7-20 (H)	26	27
2-27-20 (A)	25	28
2-28-20 (A)	36	25
1-20-23 (A)	26	30
2-10-23 (H)	23	28
1-18-24 (A)	14	20
2- 9-25 (A)	34	22
2-18-25 (H)	26	21
2-12-26 (A)	51	17
2-18-26 (H)	27	21
1-21-27 (A)	14	19
2-19-27 (H)	21	30
1-28-28 (H)	48	18
2- 9-28 (A)	43	16
1-17-29 (A)	35	29
1-19-29 (H)	27	22
1-18-30 (H)	23	20
1-31-30 (A)	24	29
1-10-31 (H)	31	23
1-31-31 (A)	*36	32
1-16-32 (A)	29	28
2-13-32 (H)	41	27
1-14-33 (A)	42	21
1-28-33 (H)	44	23
1-13-34 (A)	44	23
1-27-34 (H)	53	26
1-26-35 (H)	48	21
2-16-35 (A)	38	36
1-25-36 (H)	40	31

\* Overtime Period.

Date	Ky.	Opp.
2-15-36 (A)	28	39
3- 1-36 (SEC)	28	39
1-23-37 (H)	43	26
2-13-37 (A)	24	26
3- 1-37 (SEC)	39	25
1-22-38 (N)	52	27
2-26-38 (A)	29	26
1-21-39 (H)	29	30
2-18-39 (A)	*36	34
3- 4-39 (SEC)	46	38
1-20-40 (H)	35	26
2-17-40 (A)	23	27
3- 1-40 (SEC)	30	29
1-18-41 (A)	22	32
2-15-41 (H)	37	28
3- 2-41 (SEC)	33	36
1-17-42 (A)	40	46
2-14-42 (A)	36	33
1-16-43 (A)	30	28
2-13-43 (H)	53	29
1-20-45 (A)	34	35
2-17-45 (H)	40	34
3- 3-45 (SEC)	39	35
1-19-46 (A)	50	32
2-16-46 (H)	54	34
1-18-47 (A)	54	39
2-15-47 (H)	61	46
1-17-48 (A)	65	54
2-14-48 (H)	69	42
3- 6-48 (SEC)	70	47
1-15-49 (A)	66	51
2- 8-49 (H)	71	56
3- 5-49 (SEC)	83	44
1-14-50 (A)	53	66
2-11-50 (H)	79	52
3- 4-50 (SEC)	95	58
1-20-51 (A)	70	45
2-17-51 (H)	86	61
1-19-52 (A)	65	56
2-16-52 (H)	95	40
3- 1-52 (SEC)	81	66
1-22-54 (A)	97	71
2-18-54 (H)	90	63
1-22-55 (A)	84	66
3- 5-55 (H)	104	61
1-21-56 (A)	95	68
3- 3-56 (H)	101	77
1-19-57 (A)	97	72
3- 2-57 (H)	93	75
1-18-58 (H)	77	68
3- 1-58 (A)	77	66
1-17-59 (H)	79	58
2-28-59 (A)	69	56
1-16-60 (H)	78	68
2-27-60 (A)	63	65
1-21-61 (H)	83	54
3- 4-61 (A)	68	61
12-22-61 (UKIT)	96	69
1-15-62 (A)	95	82
3-10-62 (H)	90	59
1-19-63 (N)	*69	78
3- 2-63 (A)	55	63
1-18-64 (H)	66	57
2-29-64 (A)	42	38
1-16-65 (A)	58	77
2-27-65 (H)	61	60
2-26-66 (H)	78	64
3- 5-66 (A)	62	69
1-23-67 (H)	**50	52
2-13-67 (A)	57	76
1-22-68 (A)	59	87
2-12-68 (H)	60	59
1-18-69 (A)	69	66
3- 8-69 (H)	84	69
1-17-70 (H)	68	52
3- 7-70 (A)	86	69
1-16-71 (A)	71	75
3- 6-71 (H)	84	78
1-22-72 (H)	72	70
3- 9-72 (A)	67	66

1-20-73 (A)	64	65
3- 8-73 (H)	86	81

**MISSISSIPPI (41-3)**

1- 9-25 (H)	26	23
2-11-27 (H)	17	37
2-27-28 (SC)	28	41
2-22-29 (H)	35	30
2-23-29 (H)	32	24
2-25-33 (SEC)	49	31
3- 2-39 (SEC)	49	30
2-10-41 (H)	60	41
2-27-41 (SEC)	62	52
2-27-42 (SEC)	59	32
2- 3-49 (N)	75	45
2-16-49 (H)	85	31
2- 4-50 (N)	61	55
2-15-50 (H)	90	50
2- 3-51 (N)	86	39
1- 2-52 (N)	116	58
2- 6-52 (H)	81	61
2-13-54 (H)	88	62
2- 5-55 (N)	84	66
2-11-56 (H)	88	49
2- 8-57 (N)	75	69
2- 8-58 (H)	96	65
2- 7-59 (N)	97	72
2- 6-60 (H)	61	43
2-11-61 (N)	74	60
2-10-62 (H)	83	60
2- 9-63 (N)	75	69
2- 8-64 (H)	102	59
2- 6-65 (H)	102	65
2-21-66 (A)	108	65
1-30-67 (H)	96	53
2- 6-67 (A)	79	70
1-29-68 (A)	85	76
2- 5-68 (H)	78	62
1- 4-69 (A)	69	59
2- 2-69 (H)	104	68
1- 3-70 (H)	95	73
2- 7-70 (A)	120	85
1- 2-71 (A)	103	95
2- 6-71 (H)	121	86
1- 8-72 (H)	93	82
2-12-72 (A)	90	82
1- 6-73 (A)	58	61
2-10-73 (H)	88	70

**ALABAMA (56-13)**

1-25-23 (H)	35	45
2- 5-25 (A)	15	24
2- 1-26 (H)	27	16
1-26-29 (H)	26	27
2- 8-32 (H)	50	22
2-13-33 (N)	35	21
2- 1-34 (N)	33	28
2- 8-34 (H)	26	21
2- 1-35 (N)	33	26
2-11-35 (H)	25	16
2- 3-36 (A)	32	30
2- 7-36 (H)	40	34
2- 1-37 (N)	38	27
2-10-37 (H)	31	34
1-31-38 (N)	57	31
2-12-38 (H)	27	21
1-28-39 (N)	38	41
2- 1-39 (H)	45	27
1-27-40 (N)	32	36
2-10-40 (H)	46	18
2- 3-41 (A)	38	36
2- 8-41 (H)	46	38
3- 1-41 (SEC)	39	37
2- 2-42 (A)	35	41
2- 9-42 (H)	50	34
3- 1-42 (SEC)	36	34
1-30-43 (A)	32	41
2- 6-43 (H)	67	41
3- 3-45 (SEC)	52	41
3- 2-46 (SEC)	59	30

Date	Ky.	Opp.
2- 3-47 (A)	48	37
2-17-47 (H)	63	33
2- 5-48 (A)	41	31
2-16-48 (H)	63	33
2- 2-49 (A)	56	40
2-14-49 (H)	74	32
2- 2-50 (A)	66	64
2-13-50 (H)	77	57
1-13-51 (H)	65	48
1-26-52 (A)	71	67
3- 1-54 (A)	68	43
2-28-55 (H)	66	52
2-25-56 (N)	77	101
2-23-57 (H)	79	60
2-22-58 (N)	*45	43
2-23-59 (H)	39	32
2-22-60 (N)	75	55
2-25-61 (H)	80	53
2-24-62 (A)	73	65
2-25-63 (H)	80	63
2-24-64 (A)	59	65
2-22-65 (A)	71	75
3- 1-65 (H)	78	72
1-31-66 (H)	82	62
2-14-66 (A)	90	67
2-25-67 (A)	71	81
3- 6-67 (H)	110	78
1- 8-68 (A)	84	76
2-24-68 (A)	96	83
1-27-69 (A)	83	70
2-24-69 (H)	108	79
1-26-70 (H)	86	71
2-23-70 (A)	98	89
1-25-71 (A)	86	73
2-22-71 (H)	101	74
1-31-72 (H)	77	74
2-28-72 (A)	70	73
1-29-73 (A)	95	93
2-26-73 (H)	111	95

**FLORIDA (32-8)**

1- 3-27 (H)	43	36
3- 2-31 (SEC)	56	36
2-26-33 (SEC)	48	24
2-24-34 (SEC)	32	38
2-26-42 (SEC)	42	36
3- 1-45 (SEC)	57	35
3- 1-46 (SEC)	69	32
3- 4-48 (SEC)	87	31
3- 3-49 (SEC)	73	36
12-14-50 (H)	85	37
1-12-52 (A)	99	52
2- 8-54 (A)	97	55
2- 3-55 (H)	87	63
2- 6-56 (A)	81	70
2- 2-57 (H)	88	61
1-31-58 (A)	78	56
1-31-59 (H)	94	51
1-29-60 (A)	75	62
2- 4-61 (H)	89	68
2- 2-62 (A)	81	69
2- 2-63 (H)	94	71
2- 1-64 (A)	77	72
1-23-65 (A)	68	84
1-30-65 (H)	78	61
1- 8-66 (A)	78	64
2- 7-66 (H)	85	75
12-17-66 (H)	75	78
1-14-67 (A)	72	89
12- 4-67 (H)	99	76
1-13-68 (A)	78	96
1-11-69 (H)	88	67
2-15-69 (A)	81	82
1-10-70 (A)	88	69
2-14-70 (H)	110	66
1- 9-71 (H)	101	75

Date	Ky.	Opp.
2-13-71 (A)	65	74
1-15-72 (A)	70	72
2-19-72 (H)	95	68
1-13-73 (H)	95	65
2-17-73 (A)	94	83

**VANDERBILT (74-24)**

2-22-12 (H)	28	17
2-23-12 (H)	22	18
2-19-13 (H)	17	24
2-20-13 (H)	42	29
2-12-15 (H)	34	39
3-13-15 (H)	36	24
2- 4-16 (H)	25	39
2- 5-16 (H)	20	23
2-14-19 (H)	26	36
2-22-21 (H)	39	18
1-18-22 (A)	12	22
1- 1-24 (H)	33	13
2-20-26 (H)	30	20
1-15-27 (H)	32	48
1-14-28 (H)	43	23
2- 8-28 (A)	54	29
1-21-31 (A)	42	37
2-20-31 (H)	43	23
2-10-32 (A)	61	37
2-20-32 (H)	31	32
1-31-33 (A)	40	29
2-18-33 (H)	45	28
2- 2-34 (A)	48	26
2-17-34 (H)	47	27
2- 2-35 (A)	58	22
3- 2-35 (H)	53	19
2- 1-36 (A)	23	32
2-24-36 (H)	61	41
1-30-37 (A)	41	26
2-20-37 (H)	51	19
1-29-38 (A)	42	19
2-21-38 (H)	48	24
1-30-39 (A)	51	37
2-25-39 (H)	52	27
1-29-40 (A)	32	40
2-24-40 (H)	43	38
2-29-40 (SEC)	44	31
2- 1-41 (A)	51	50
2-24-41 (H)	58	31
1-26-43 (H)	39	38
2- 1-43 (A)	54	43
2- 4-46 (A)	59	37
2- 9-46 (N)	64	31
1-13-47 (A)	82	30
2-21-47 (A)	84	41
2-27-47 (SEC)	98	29
2- 9-48 (A)	82	51
2-20-48 (H)	79	43
1-31-49 (A)	72	50
2-26-49 (H)	70	37
1-30-50 (A)	58	54
2-25-50 (H)	70	66
1-27-51 (A)	74	49
2-24-51 (H)	89	57
3- 3-51 (SEC)	57	61
1-28-52 (A)	88	51
2-21-52 (H)	75	45
1-30-54 (A)	85	63
2-22-54 (H)	100	64
1-29-55 (A)	75	71
2-21-55 (H)	77	59
1-28-56 (A)	73	81
2-20-56 (H)	76	55
1-26-57 (A)	91	83
2-18-57 (H)	80	65
1- 6-58 (A)	86	81
2-17-58 (H)	65	61
1- 6-59 (A)	66	75
2-18-59 (H)	83	71
1- 5-60 (A)	76	59

Date	Ky.	Opp.
2-16-60 (H)	68	60
1- 9-61 (A)	62	64
2-21-61 (H)	60	59
3- 9-61 (N)	88	67
1- 8-62 (A)	77	68
2-19-62 (H)	87	80
1- 7-63 (A)	106	82
2-18-63 (H)	67	69
1- 6-64 (A)	83	85
2-17-64 (H)	104	73
1- 5-65 (H)	79	97
2-16-65 (A)	90	91
1-15-66 (H)	96	83
2- 2-66 (A)	105	90
1- 5-67 (H)	*89	91
3- 4-67 (A)	94	110
1- 6-68 (A)	94	78
3- 2-68 (H)	85	80
2- 1-69 (H)	103	89
3- 1-69 (A)	99	101
1-31-70 (A)	81	89
2-28-70 (H)	90	86
1-30-71 (H)	102	92
2-27-71 (A)	119	90
1-24-72 (H)	106	80
2- 5-72 (A)	*85	80
1-22-73 (A)	75	76
2- 3-73 (H)	76	83

**MISS. STATE (39-7)**

2-28-21 (SIAA)	28	13
1-26-22 (H)	28	21
1-14-24 (H)	16	17
2-27-25 (SC)	31	26
3- 1-26 (SC)	26	31
2- 1-29 (A)	25	23
2- 2-29 (A)	32	14
1-24-30 (H)	43	17
1-25-30 (H)	20	14
2-28-33 (SEC)	46	27
2-28-36 (SEC)	41	39
2-13-39 (H)	39	28
2-13-40 (H)	45	37
2-27-43 (SEC)	52	43
1- 4-50 (N)	87	55
3- 2-50 (SEC)	56	46
2- 2-51 (A)	80	60
3- 1-51 (SEC)	92	70
2-11-52 (H)	110	66
2-15-54 (H)	81	49
2- 7-55 (A)	61	56
2-15-56 (H)	86	65
2-11-57 (A)	81	89
2-10-58 (H)	72	62
2- 9-59 (A)	58	66
2- 8-60 (H)	90	59
2-13-61 (A)	68	62
2-12-62 (H)	44	49
2-11-63 (A)	52	56
2-10-64 (H)	65	59
2- 8-65 (H)	74	56
2-19-66 (A)	73	69
2-11-67 (H)	*72	77
2-18-67 (A)	103	74
2-10-68 (A)	92	84
2-17-68 (H)	107	81
1- 6-69 (A)	91	72
2-10-69 (H)	91	69
1- 5-70 (H)	111	76
2- 9-70 (A)	86	57
1- 4-71 (A)	79	71
2- 8-71 (H)	102	83
1-10-72 (H)	104	76
2-14-72 (A)	63	55
1- 8-73 (A)	90	81
2-12-73 (H)	*100	87

\* Overtime Period.

## ALL-TIME KENTUCKY CAGE RECORDS

(Revised to Start of 1973-74 Season)

### TEAM RECORDS

#### Season

- Most Games Played—39\* in 1947-48  
(Regular Season Only—30\* in 1946-47)
- Most Wins—36\* in 1947-48 (Won 36, Lost 3)  
(Regular Season Only—28\* in 1946-47 (Won 28, Lost 2)  
(Conference Play Only—17\* in 1969-70)
- Most Losses—13 in 1926-27 (2-13) and 1966-67 (13-13)  
(For Full Season 20 or More Games—13 in 1966-67)  
(Conference Play Only—10 in 1966-67 (8-10)
- Fewest Wins—1 in 1904-05 (Won 1, Lost 4)  
(For Full Season 20 or More Games—13 in 1966-67)
- Fewest Losses—0 in 1911-12 (9-0) and 1953-54 (25-0)
- Longest Win Streak—25 in 1953-54 (Won 25, Lost 0)  
(Conference Play Only—14\* in 1950-51, 1951-52, 1965-66. Including Playoff  
Game, Kentucky Won 15 Straight in 1953-54)
- Most Consecutive Wins, Conference Play—51\* (Jan. 28, 1950-Jan. 8, 1955)
- Longest Losing Streak—9 (Jan. 25 to Feb. 23, 1923)  
(Conference Play Only—4 in 1966-67)  
(Rupp-Coached Teams Have Never Lost More Than 3 in Row)
- Most Points—2709\*\* in 28 Games, 1969-70  
Regular Season Only—2513 in 26 Games, 1970-71  
(Conference Play Only—1728\* in 18 Games, 1970-71)  
(Most Times 100 or More Points—15 in 1970-71)  
(Two Consecutive Games—244 vs. Georgia and Tennessee, 1956)
- Fewest Points—19 in 3 Games, 1903  
(For Full Season 20 or More Games—538 in 22 Games, 1924-25)
- Greatest Average Scoring Margin—27.2 in 25 Games, 1953-54  
(Including Tournament Play—29.9 in 37 Games, 1946-47)  
(Conference Play Only—35.9\* in 14 Games, 1953-54)
- Highest Scoring Average—96.8 in 28 Games, 1969-70  
(Regular Season Only—96.7 in 26 Games, 1970-71)  
(Conference Play Only—96.0\* in 18 Games, 1970-71)
- Lowest Scoring Average—6.3 in 3 Games, 1903
- Best Winning Percentage—1.000 in 1911-12 (9-0) and 1953-54 (25-0)  
(Conference Play Only—1.000 in 1932-33 (8-0) and 10 Other Years. Last  
14-0 in 1953-54)
- Worst Season Percentage—.187 on Record 3-13 in 1926-27  
(20 Games Minimum—.500 (13-13) in 1966-67)
- Most Field Goal Attempts—3645\* in 39 Games, 1947-48  
(Regular Season—2925# in 33 Games,
- Most Field Goals Made—1099 in 28 Games, 1969-70  
(Conference Play Only—710\* in 19 Games, 1969-70)
- Highest Field Goal Pct.—50.6 in 28 Games, 1970-71  
(Regular Season Only—50.8 in 26 Games, 1970-71)  
(Conference Play Only—52.2\* in 18 Games, 1970-71)
- Most Free Throws Attempted—865 in 32 Games, 1951-52  
(Conference Play Only—425\* in 18 Games, 1970-71)

\* Also SEC Record

\*\* The 1965-66 Wildcat team scored 2,950 points in 25 regular season, four NCAA and five International Universities Tournament games.

# Recognized As National Record

Most Free Throws Made—579 in 28 Games, 1956-57  
 (Conference Play Only—320\* in 18 Games, 1970-71)  
 Highest Free Throw Pct.—76.7 in 26 Games, 1966-67  
 (Regular Season Only—76.7 in 26 Games, 1966-67)  
 Most Personal Fouls Against—764 in 39 Games, 1947-48  
 Fewest PF's Against—307 in 26 Games, 1944-45  
 Most Points Allowed—2373 in 28 Games, 1970-71  
 (Regular Season Only—2175 in 26 Games, 1970-71)  
 Fewest Points Allowed—(9 Game Min.)—137 in 9 games, 1911-12  
 (Conference Play Only—182\* in 8 Games, 1934-35)  
 Most Rebounds—1817\* in 32 Games, 1951-52  
 (Regular Season Only—1600 in 25 Games, 1950-51)  
 Best Rebound Average—64.6\* in 25 Games, 1953-54  
 Most Wins in Conference—17\* in 1969-70

#### Single Game

Most Points—143\* (Kentucky 143 vs. Georgia 66, Feb. 27, 1956)  
 (Conference Play Only—Same)  
 Most Points, Both Teams—234 Kentucky 118 vs. Northwestern 116 at Evanston,  
 Dec. 10, 1966)  
 Conference Play Only—226 (Kentucky 121 vs. LSU 105, Feb. 21, 1970)  
 Most Points, Home Floor—121 (Kentucky 121 vs. Mississippi 86, Feb. 6, 1971)  
 Most Points on Opponent's Floor—121 (Kentucky 121 vs. LSU, 95, Jan. 27, 1968;  
 Kentucky 121 vs. LSU, 105, Feb. 21, 1970)  
 Most Points on Neutral Court—143 (Kentucky 143 vs. Georgia 66, Armory, Louis-  
 ville, Feb. 27, 1956)  
 Most Points, One Half—75\* (Kentucky 75 vs. Georgia 32, Feb. 27, 1956)  
 Fewest Points—1 (Kentucky 1 vs. Georgetown 32 in 1903 and vs. Kentucky U 22  
 in 1905)  
 (Conference Play Only—22 Against Tennessee 32, Jan. 18, 1941)  
 Fewest Points, One Half (Modern)—8 (Kentucky 8, Georgia 6 in First Half, Jan. 16,  
 1967 Athens)  
 Fewest Points, Both Teams—17 (State College 5 vs. Kentucky U. 12 in 1904)  
 Biggest Victory Margin—77\* (Kentucky 143 vs. Georgia 66, Feb. 27, 1956)  
 Smallest Victory Margin—1 (36 One-point Wins. Last, 67-66 over Tennessee, March  
 9, 1972)  
 Worst Defeat—68 (Kentucky 19 vs. Centre 87 in 1908-09)  
 (CCNY's 39-point Win Over UK in NIT of 1950 Worst Defeat For Rupp-  
 Coached Team)  
 Smallest Margin of Defeat—1 (Tennessee 27 vs. Kentucky 26, March 2, 1917)  
 (Also on Record are 30 Other One-Point Losses. Last, Vanderbilt 76 vs. Ken-  
 tucky 75, Feb. 3, 1973)  
 Most Points in Losing Game—100 vs. Jacksonville, 106 (NCAA) March 14, 1970  
 Fewest Points Allowed—5\* (Kentucky 26 vs. Tennessee 5 in 1909-10 and Kentucky  
 38 vs. Centre 5 in 1916)  
 (Conference Play Only—9\* Against Tulane, Dec. 20, 1934)  
 Most Points Allowed—116 (Northwestern 116 vs. Kentucky 118 Dec. 10, 1966)  
 Most FG Attempted—125\* Against Indiana Central, Nov. 29, 1947 (SEC Non-Con-  
 ference Record); Mississippi, Feb. 8, 1964  
 (Conference Play Only—125\* Against Mississippi, Feb. 8, 1964)  
 Most FGA's, Both Teams—209 (Kentucky 125 vs. Mississippi 84, Feb. 8, 1964)  
 Fewest FG Attempted—39 Against Georgia, Jan. 16, 1967  
 Fewest FGA One Half—15 (2nd Half) vs. Florida, Jan. 30, 1965  
 Most Field Goals Scored—60\* Against Georgia, Feb. 27, 1956

\* Also Southeastern Conference Record

- Most FG's Scored, Both Teams—96 (UK 50 vs. Northwestern 46, Dec. 10, 1966, and UK 50 vs. Austin Peay 46, Mar. 15, 1973)  
 (Conference Play Only—90\* UK vs. LSU 38, Jan. 27, 1968, and UK 48 vs. Alabama 42, Feb. 26, 1973)
- Best Field Goal Pct.—63.2% vs. Miss. State (A) Feb. 18, 1967  
 (Conference Play Only—63.2% vs. Miss. State (A) Feb. 18, 1967)  
 (First Half—72.7% vs. LSU, Jan. 24, 1966)  
 (Second Half—71.4% vs. North Carolina, Dec. 17, 1962)
- Lowest Field Goal Percentage—16.3 vs. Ga. Tech (A), Jan. 26, 1960
- Most Free Throws Attempted—55\* Against Auburn, Feb. 27, 1954. Made 35.
- Fewest Free Throws Attempted—4 Against Tenn., Jan. 20, 1973, and Indiana, Mar. 17, 1973
- Most Free Throws Made—46\* Against Vanderbilt (A) Jan. 7, 1963. FTA 53.
- Fewest Free Throws Made—3 Against Indiana, Mar. 17, 1973, in 4 Attempts
- Best Free Throw Pct.—1.000 (14 out of 14 vs. Duke, March 3, 1930; 11 out of 11 vs. Alabama, Feb. 1, 1934; 9 out of 9 vs. Mississippi, Jan. 4, 1969) 95.5\* (21 out of 22 vs. Georgia, Feb. 19, 1973)
- Most Rebounds—108\* Against Mississippi, Feb. 8, 1964
- Most Personal Fouls—41\* Against Ohio U., Jan. 12, 1948  
 (Conference Play Only—37\* (Kentucky vs. Auburn, Feb. 27, 1954)
- Most PF's, Both Teams—71\* (Kentucky 37 vs. Auburn 34, Feb. 27, 1954)  
 (Non-Conference Game—68—Kentucky 41, Ohio U. 27, Jan. 12, 1948)
- Fewest PF's, Both Teams—17 (Kentucky 7 vs. SMU 10, Dec. 21, 1956)

#### INDIVIDUAL RECORDS (Season)

- Most Points—948 by Dan Issel in 28 Games, 1969-70  
 (Regular Season Only—876 by Dan Issel in 26 Games, 1969-70)  
 (Conference Play Only—612 by Dan Issel in 18 Games, 1969-70)  
 (Soph. Year—608 by Cotton Nash in 26 Games, 1961-62)
- Highest Scoring Average—33.9 by Dan Issel in 28 Games, 1969-70  
 (Regular Season Only—33.7 by Dan Issel in 26 Games, 1969-70)  
 (Conference Play Only—34.0 by Dan Issel in 18 Games, 1969-70)  
 (Soph. Year—23.4 by Cotton Nash in 1961-62)
- Most Rebounds—528\* by Cliff Hagan in 32 Games, 1951-52  
 (Regular Season Only—447 by Bill Spivey in 25 Games, 1950-51)  
 (Conference Play Only—250 by Cliff Hagan in 14 Games, 1951-52)
- Most FG Attempts—667 by Dan Issel in 28 Games, 1969-70  
 (Regular Season Only—614 by Dan Issel in 26 Games, 1969-70)  
 (Conference Play Only—433 by Dan Issel in 18 Games, 1969-70)
- Most Field Goals Made—369 by Dan Issel in 28 Games, 1969-70  
 (Regular Season Only—339 by Dan Issel in 26 Games, 1969-70)  
 (Conference Play Only—239 by Dan Issel in 18 Games, 1969-70)
- Most Free Throws Attempted—275 by Dan Issel in 28 Games, 1969-70  
 (Regular Season Only—259 by Dan Issel in 26 Games, 1969-70)  
 (Conference Play Only—169 by Dan Issel in 18 Games, 1969-70)
- Most Free Throws Made—210 by Dan Issel in 28 Games, 1969-70  
 (Regular Season Only—198 by Dan Issel in 26 Games, 1969-70)  
 (Conference Play Only—134 by Dan Issel in 18 Games, 1969-70)  
 (Consecutive—27 in 6 Games by Louie Dampier, 1966-67)
- Highest Field Goal Pct.—57.7 by Jim Andrews in 28 Games, 1971-72  
 (Regular Season Only—58.3 by Jim Andrews in 26 Games, 1971-72)  
 (Conference Play Only—59.6 by Jim Andrews in 18 Games, 1971-72)
- Highest Free Throw Pct.—91.8 by Larry Steele in 23 Games, (45-49) 1969-70  
 (Regular Season Only—90.9 by Larry Steele in 21 Games, (40-44) 1969-70)  
 (Conference Play Only—90.9 by Kent Hollenbeck in 12 Games (40-44) 1970-71)
- Most Assists—129 by Mike Casey in 28 Games, 1968-69

\* Also Southeastern Conference Record

# Recognized As National Record

### Single Game

- Most Points—53 by Dan Issel (Against Mississippi at Oxford, Feb. 7, 1970)  
Most Field Goals Attempted—42 By Bill Spivey (Against Ga. Tech, Feb. 18, 1950. Made 16)  
Most Field Goals Made—23 by Dan Issel (Against Mississippi at Oxford, Feb. 7, 1970)  
Most Free Throws Attempted—24 By Cliff Hagan (Against Temple, Dec. 5, 1953)  
Most Free Throws Made—17 By Cliff Hagan (Against Miss., 1952, and Temple, 1953, and Roger Newman, Ohio State, 1961)  
Consecutive Free Throws Made—16\* By Cliff Hagan (Against Mississippi, Jan. 2, 1952)  
Highest Field Goal Percentage (Min. 10 Made)—84.6 (11 of 13) By Tom Kron (Against Alabama, Feb. 14, 1966, and Kevin Grevey Against Georgia, Feb. 24, 1973)  
Highest Free Throw Percentage (Min. 10 Made)—1.000 by Louie Dampier (13 of 13 against Florida, Jan. 30, 1965, and 14 of 14 against Oregon State Dec. 22, 1966) nine other players have 12—1.000% performances. (Min. 15 made)—.944 (17 of 18) by Cliff Hagan against Mississippi, Jan. 2, 1952)  
Most Rebounds—34\* (SEC non-conference record) by Bob Burrow (Against Temple, Dec. 10, 1955)  
Longest Field Goal Made—63 feet, 7½ inches By Cliff Barker (Against Vanderbilt, Feb. 26, 1949 in Alumni Gym). (Other long shots on record include 53 ft., 9½ in. By Ralph Beard Against Tennessee in 1947-48; 53 ft., 6 in. by Linville Puckett Against Miss. State in 1953-54; and 48 ft., 2¼ in. by Red Hagan Against Marquette in 1937-38)

### INDIVIDUAL CAREER RECORDS (Varsity Play)

- Most Points—2138 by Dan Issel in 83 Games, 1968-70  
(Conference Play Only—1399 by Dan Issel in 54 Games, 1968-70)  
Highest Scoring Average—25.7 by Dan Issel, 1968-70  
(Conference Play Only—25.9 by Dan Issel in 54 Games, 1969-70)  
Most Games Played—139 by Ralph Beard, 1945-49  
(Conference Play Only—54 by Dan Issel and Mike Pratt, 1968-70)  
Most Consecutive Games Started—120 by Alex Groza, Nov. 28, 1946 to March 26, 1949  
(Conference Play Only—54 by Dan Issel and Mike Pratt in 1968-70)  
Most Field Goals Attempted—1591 by Dan Issel, 1968-70  
(Conference Play Only—1059 by Dan Issel, 1968-70)  
Most Field Goals Made—825 by Dan Issel in 83 Games, 1968-70  
(Conference Play Only—546 by Dan Issel in 54 Games, 1968-70)  
Highest FG Pct.—56.3 By Jim Andrews in 80 Games, 1971-73  
(Conference Play Only—56.5 By Jim Andrews in 52 Games, 1971-73)  
Most Free Throws Attempted—661 by Dan Issel in 83 Games, 1968-70  
(Conference Play Only—405 by Dan Issel in 54 Games, 1968-70)  
Most Free Throws Made—488 by Dan Issel in 83 Games, 1968-70  
(Conference Play Only—307 by Dan Issel in 54 Games, 1968-70)  
Highest FT Pct.—83.5 by Louie Dampier in 80 Games, 1965-67  
(Conference Play Only—79.3 by Larry Pursiful in 39 Games, 1960-62)  
Most Rebounds—1078 by Dan Issel in 83 Games, 1968-70 (No Rebounds kept prior to 1951)  
(Conference Play Only—685 by Dan Issel in 54 Games, 1968-70)  
Best Rebound Average—16.1 By Bob Burrow in 51 Games, 1955-56  
(Conference Play Only—17.5 By Bob Burrow in 30 Games, 1955-56)  
Most Assists—293 By Larry Conley in 81 Games, 1964-66  
Most Personal Fouls—296 By Wallace Jones, 1946-49 (Four Seasons)  
(For 3 Seasons—294 By Pat Riley, 1965-67)

\* Also Southeastern Conference Record

# Recognized As National Record



## NCAA TOURNAMENT RECORDS

- Most Appearances—21# (1942, 1945, 1948, 1949, 1951, 1952, 1955, 1956, 1957, 1958, 1959, 1961, 1962, 1964, 1966, 1968, 1969, 1970, 1971, 1972, 1973)  
Most Points—3746 in 50 Games  
Most Games—50#

## MISCELLANEOUS RECORDS

- Season Opener Consecutive Wins—34  
(Kentucky lost first opening game since 1926 in defeat by Va. Tech, Dec. 1, 1962)
- Consecutive Home Floor Wins—129# (Jan. 4, 1943 to Jan. 8, 1955)  
(First 84 wins in Alumni Gym, remainder in Memorial Coliseum)  
(Conference Play Only—70 from Jan. 21, 1939 to Jan. 8, 1955)  
(Overall since 1943, Kentucky has been defeated on its home floor only 34 times)  
(Most losses at home one season—7 in 1966-67)
- Longest Winning Streak—32 (Dec. 5, 1953 to Jan. 8, 1955)
- Consecutive Conference Wins—51\* (Jan. 28, 1950 to Jan. 8, 1955)  
(Excludes tournament and non-SEC games)
- Consecutive SEC Losses—4 in 1966-67 (Lost 3 in row only 9 times, 2 in row only 16 times)
- Most SEC Champions—28\*  
(12 Titles won in tournament play. Title determined by regular season play since 1951. Tied LSU 1935 and 1954, Miss. State 1962, Tennessee 1972.)
- Consecutive SEC Championships—9\*  
(Kentucky held SEC title continuously from 1944 to 1953 when Wildcats were out of competition. The 1952 title represented UK's 6th straight regular season title and 12th win of season race since SEC organized in 1933.)
- Attendance Highs—  
One Game—18,833 (UK vs. Morehead, NCAA at Louisville, 1961)  
Regular Season Game—18,274\* (UK vs. Illinois at Louisville, 1958)  
Home Game—13,690 (UK vs. LSU, Jan. 24, 1970)  
Two Consecutive Games—31,581 in 1973 (15,581 UK-Austin Peay, 16,000 UK-Indiana, NCAA Mideast Regional, Nashville, Tenn.)  
Complete Season—325,426 in 28 Games, 1969-70  
Home Season—181,295 in 15 Games, 1969-70
- Last Overtime Game—Mar. 15, 1973 (UK 107, Austin Peay 100) (NCAA)  
(Last double overtime game—Dec. 11, 1971 (Indiana 90, UK 89) (N)  
(Last three-overtime game—Dec. 7, 1957, Kentucky 85, Temple 83)
- Most Players On All-Tournament Team—5 (1947 All-SEC Tournament Team and 1965 UK Invitational Tournament Team)

## MEMORIAL COLISEUM RECORDS

(Collegiate-Varsity)

### Team—Single Game

- Consecutive Wins—45 By Kentucky (Dec. 1, 1950 to Jan. 8, 1955)  
(Part of Overall National Record of 129 Home Floor Victories)  
(Kentucky has lost two in row in Memorial Coliseum only three times and three in row only once—1966-67)
- Most Points—121 by Kentucky vs. Mississippi, 86, Feb. 6, 1971
- Most Points By UK Opponent—98 (1 OT) By Illinois, Dec. 5, 1966
- Biggest Margin of Victory—53 By Kentucky (UK 104 vs. Ga. Tech 51 on Jan. 7, 1956; and UK 108 vs. Georgia 55 on Jan. 29, 1959)
- Most Points, Both Teams—207 (Kentucky 121 vs. Mississippi 86, Feb. 6, 1971)
- Biggest Margin of Defeat For Kentucky—18 (Vanderbilt 97, UK 79, Jan. 5, 1965)

\* Also Southeastern Conference Record

# Recognized As National Record

Most Points In One Half—67 By Kentucky in Second Half vs. Auburn, Jan. 29, 1966  
 Fewest Points—32 By Alabama (Alabama 32 vs. Kentucky 39 on Feb. 23, 1959)  
 Smallest Margin of Victory—Kentucky 77 vs. UCLA 76 on Feb. 17, 1961; UK 61, Tennessee 60 on Feb. 27, 1965; UK 60, Tennessee 59 on Feb. 12, 1968  
 Smallest Margin of Defeat—1 (Ga. Tech 59 vs. Kentucky 58 on Jan. 8, 1955; St. Louis 71 vs. Kentucky 70 on Dec. 10, 1956; Ga. Tech 86 vs. Kentucky 85 in double overtime on Jan. 5, 1963; Illinois 98 vs. UK 97 (1 OT) Dec. 5, 1966; Ohio State 82, UK 81, March 16, 1968)  
 Most FGA's, Both Teams—209 (Kentucky 125 vs. Mississippi 84, Feb. 8, 1964)  
 Most Field Goals Made—54 by Kentucky vs. Mississippi, Feb. 6, 1971  
 Best FG Pct. (Game)—69.2 (18 of 26) By Miss. State vs. Kentucky, Feb. 12, 1962  
 Best FG Pct. (First Half)—72.7 (24 of 33) By UK vs. LSU, Jan. 24, 1966  
 Best FG Pct. (Second Half)—87.5 (7 of 8) By Miss. State vs. UK, Feb. 12, 1962  
 Most Free Throws Attempted—50 By Georgia vs. Kentucky, Feb. 4, 1954, and Georgia Tech, Jan. 5, 1957  
 Most FTA's, Both Teams—89 (Kentucky 39 vs. Georgia Tech 50 on Jan. 5, 1957)  
 Most FT Made—38 By Kentucky vs. Georgia on Jan. 29, 1959; UK 38 vs. Florida, Jan. 30, 1965  
 Most Free Throws Missed—23 By Georgia vs. Kentucky on Feb. 4, 1954  
 Most Rebounds—108 By Kentucky vs. Mississippi, Feb. 8, 1964  
 Fewest Points, Both Teams—71 (Kentucky 39 vs. Alabama 32 on Feb. 23, 1959)  
 Most Personal Fouls—34 By Mississippi vs. Kentucky, Feb. 6, 1965  
 Most PF's, Both Teams—62 (UK 31 vs. Auburn 31, Feb. 5, 1973)  
 Biggest Crowd—13,690 (Kentucky vs. Louisiana State, Jan. 24, 1970)

#### Individual—Single Game

Most Points—55 by Pete Maravich, LSU vs. Kentucky, Jan. 24, 1970  
 Most Field Goals Attempted—53 by Pete Maravich, LSU vs. Kentucky, Feb. 22, 1969  
 Most Field Goals Made—21 by Pete Maravich, LSU vs. Kentucky, Feb. 22, 1969 and Jan. 24, 1970  
 Most Free Throws Attempted—24 By Cliff Hagan, Kentucky vs. Temple on Dec. 5, 1953  
 Most Free Throws Made—17 By Cliff Hagan, Kentucky vs. Temple on Dec. 5, 1953 (Consecutive—14 of 14 By Louie Dampier vs. Oregon State, Dec. 22, 1966)  
 Most Rebounds—34\* (SEC Record Non-Conference Play) By Bob Burrow, Kentucky vs. Temple on Dec. 15, 1954  
 Longest Field Goal Made—53 ft., 6 in. By Linville Puckett, Kentucky vs. Miss. State on Feb. 15, 1954

### HIGHS AND LOWS BY OPPONENTS

(Modern—Since 1930)

#### Individual—Single Game

Most Points—64 Pete Maravich (LSU) Feb. 21, 1970 at Baton Rouge  
 Most Rebounds—30 Jerry Lucas (Ohio State) March 18, 1961 (NCAA)  
 Most Field Goals—23 Pete Maravich (LSU) Feb. 21, 1970 at Baton Rouge  
 Most Free Throws Made—17 Pete Maravich (LSU) (22 FTA) Feb. 21, 1970 at Baton Rouge  
 Most FG's Attempted—53 Pete Maravich (LSU) Feb. 22, 1969  
 Most FT's Attempted—22 Pete Maravich (LSU) Feb. 21, 1970 at Baton Rouge

\* Also Southeastern Conference Record

# Recognized As National Record

### Team—Single Game

- Most Points—116 Northwestern (UK 118) Dec. 10, 1966  
(Conf. Only—110 Vanderbilt, UK 94, March 4, 1967)
- Fewest Points—6 Arkansas State (Kentucky 75) Jan. 8, 1945  
(All-Time Record—5 Tennessee 1910, Centre 1916, Ky. Wesleyan 1919)
- Biggest Victory Margin—39 CCNY 89-Kentucky 50 in NIT, Mar. 14, 1950  
(All-Time Record—68 Centre 87-Kentucky 19 in 1910)
- Smallest Victory Margin—1 Vanderbilt 32, Kentucky 31, Feb. 20, 1932 (27 One-Point Losses since 1930. All-Time, 33 losses) Last by Vanderbilt 76, Kentucky 75, Feb. 3, 1973
- Most Rebounds—81 Notre Dame, Dec. 29, 1964  
**(Rebounds not recorded prior to 1951)**
- Most Field Goals—51 Notre Dame (109 Attempts) Dec. 29, 1964  
(All-Time Record—Same)
- Fewest Field Goals—2# Arkansas State Jan. 8, 1945
- Most FG's Attempted—109 Notre Dame (Made 51) Dec. 29, 1964  
(Field Goal Attempts Not Recorded Prior To 1947)
- Most Free Throws Made—35 Auburn (49 Attempts) Feb. 27, 1954  
(All-Time Record—Same)
- Fewest Free Throws Missed—0 Georgia Tech (Made 5) Jan. 21, 1946, and Georgia (Made 6) Feb. 19, 1973
- Most FT's Attempted—53 Tennessee (Made 33) March 3, 1956  
(All-Time Record—Same)
- Best FT Shooting Percentage—(Minimum 15 FTA) 91.7 (22 of 24) by Notre Dame (N), Jan. 14, 1939
- Best FG Shooting Pct.—69.2 By Miss. State, Feb. 12, 1962, at Lexington  
(First Half—75.0% by Georgia (H) Jan. 11, 1971)  
(Second Half—87.5% By Miss. State (H) Feb. 12, 1962)
- Lowest FG Shooting Percentage—24.1% Notre Dame Feb. 14, 1959  
**(Shooting Percentages Not Recorded Prior To 1947)**
- Most Personal Fouls—34 Auburn Feb. 27, 1954
- \* Also Southeastern Conference Record  
# Recognized As National Record

## HELMS ATHLETIC FOUNDATION COLLEGIATE BASKETBALL SELECTIONS

### College Basketball Hall of Fame

1946—Adolph F. Rupp ..... Coach	1966—Cliff Hagan ..... Player
1933—Forest (Aggie) Sale ..... Player	1968—Charles (Cotton) Nash .... Player
1964—Carey Spicer ..... Player	1971—LeRoy Edwards ..... Player

### Player of the Year

1933—Forest Sale ..... Center-Forward	1949—Alex Groza ..... Center
1935—LeRoy Edwards ..... Center	1951—Bill Spivey ..... Center

### Helms' National Champions

	W	L	Points	Points Against
1933—Kentucky .....	20	3	1073	630
1948—Kentucky .....	36	3	2690	1730
1949—Kentucky .....	32	2	2320	1492
1951—Kentucky .....	32	2	2540	1783
1954—Kentucky .....	25	0	2187	1508
1958—Kentucky .....	23	6	2166	1817

## WILDCAT CAGE LETTERMEN

### — A —

John Adams (63, 64, 65)  
 Earl Adkins (55, 57, 58)  
 Marvin Akers (41, 42, 43)  
 Charles Alberts (25, 26)  
 Abramson Allan (44)  
 (Mgr.)  
 Ermal Allen (40, 41, 42)  
 Ed Allin (45)  
 Carl Althaus (43)  
 Milerd Anderson  
 (34, 35, 36)  
 Jim Andrews (71, 72, 73)  
 Lee Andrus (03, 04)  
 Phil Argento (67, 68, 69)  
 Jay Atkerson (Mgr.)  
 (57, 58, 59)  
 Paul Atkins (21, 22)

### — B —

H. A. Babb (Mgr.) (11)  
 Adrian Back (42)  
 Stanley Baer (05, 06, 07)  
 Scotty Baesler (62, 63)  
 Richard C. Barbee  
 (06, 07, 08, 09)  
 Cliff Barker (47, 48, 49)  
 Bill Barlowe (43)  
 B. Barnett (11, 12, 13)  
 Dale Barnstable  
 (47, 48, 49, 50)  
 Bobby Barton (Mgr.) (67)  
 Ralph Beard  
 (46, 47, 48, 49)  
 Ed Beck (56, 57, 58)  
 Cecil Bell (31)  
 Cliff Berger (66, 67, 68)  
 Henry Besuden (26)  
 Bill Bibb (54)  
 Arthur Bicknell (40)  
 Doug Billips (Mgr.)  
 (69, 70)  
 Jerry Bird (54, 55, 56)  
 Crittenden Blair (34)  
 Harry Bliss (35)  
 Ralph Boren (24)  
 Brad Bounds (66, 67)  
 Bob Brannum (44, 47)  
 D. P. Branson (05, 06)  
 John Brewer (55, 56, 57)  
 Leo Brewer (08)  
 Melvin Brewer  
 (41, 42, 43)  
 G. C. Bridges (10)  
 Jake Bronston (30, 31)  
 T. R. Bryant (05, 06, 07)  
 Nathaniel Buis (44)  
 Carey Burchett (34)  
 (Mgr.)  
 Carroll Burchett  
 (60, 61, 62)  
 L. S. Burnham  
 (19, 20, 22, 23)  
 Bob Burrow (55, 56)  
 Bill Busey (68)  
 Kirk Byars (Mgr.) (63)

### — C —

Gerry Calvert  
 (55, 56, 57)  
 Patrick Campbell (17, 18)  
 George Campbell (35)  
 (Mgr.)  
 Kenton Campbell (45, 46)  
 Burgess Carey (25, 26)  
 Ralph Carlisle  
 (35, 36, 37)  
 Carman (16) (Mgr.)  
 Armiel  
 Mike Casey (68, 69, 71)

Billy Ray Cassidy  
 (56, 57, 58)  
 J. S. Chambers (Mgr.) (09)  
 Steve Clevenger  
 (66, 67, 68)  
 Marion Cluggish  
 (38, 39, 40)  
 Bennie Coffman (59, 60)  
 Sid Cohen (59, 60)  
 Lincoln Collinsworth  
 (56, 57, 58)  
 Carl Combs (40)  
 Cecil Combs (28, 29, 30)  
 Charles Combs (38)  
 Larry Conley (64, 65, 66)  
 Jimmy Dan Conner (73)  
 Joe Coons (05)  
 Johnny Cox (57, 58, 59)  
 Hugh Coy (54)  
 John Crigler (56, 57, 58)  
 George Critz (64)  
 Larry Crosby (65) (Mgr.)  
 John S. Crosthwaite (10)  
 Albert Cummins (47)  
 Fred Curtis (37, 38, 39)

### — D —

Louie Dampier  
 (65, 66, 67)  
 Darrell Darby  
 (31, 32, 33)  
 Howard Dardeen (59)  
 Berkley Davis (34)  
 Bruce Davis (36)  
 Mulford Davis  
 (43, 46, 47)  
 Robert Davis (37)  
 Wilham Davis (33, 34)  
 Ted Deeken (62, 63, 64)  
 Claire Dees (27, 28, 29)  
 John DeMoisey  
 (32, 33, 34)  
 Truitt DeMoisey (44)  
 Harry Denham (39)  
 Jim Dinwiddie (69, 70, 71)  
 J. A. Dishman (18, 19)  
 Mike Dolan (Mgr.)  
 (52, 54)  
 A. L. Donan (06)  
 Warfield Donohue  
 (35, 36, 37)  
 H. H. Downing (08)  
 Pat Doyle (63)  
 Rick Drewitz (72, 73)  
 Hunter Durham (Mgr.)  
 (61, 62)  
 James Durham (45)

### — E —

Ray Edelman (72, 73)  
 Leroy Edwards (35)  
 Russell Ellington  
 (35, 36)  
 Randy Embry (63, 64, 65)  
 Kenneth England (41, 42)  
 Bill Evans (52, 54, 55)  
 William Evans (42)  
 (Mgr.)  
 J. C. Everett (19, 20)

### — F —

H. L. Farmer (12, 13)  
 Keith Farnsley  
 (39, 40, 41)  
 J. B. Faulconer (Mgr.)  
 (39)  
 Allen Feldhaus  
 (60, 61, 62)  
 John Ferguson (71) (Mgr.)  
 Fred Fest (23)

Garrett Fitzpatrick (41)  
 (Mgr.)  
 Chigger Flynn (56) (Mgr.)  
 Mike Flynn (73)  
 W. C. Fox (07, 08, 09)

### — G —

J. H. Gaiser (10, 11, 12)  
 Gary Gamble (66, 67, 68)  
 Elmer Gilb (29)  
 Max Glickman (18)  
 James Goforth  
 (35, 36, 37)  
 James Goodman (38, 39)  
 Phil Grawemeyer  
 (54, 55, 56)  
 Kevin Grevey (73)  
 William Griffin (Mgr.)  
 (29)  
 Alex Groza  
 (45, 47, 48, 49)  
 George Gumbert  
 (14, 15, 16)  
 Bob Guyette (73)

### — H —

Cliff Hagan (51, 52, 54)  
 Joseph Hagan  
 (36, 37, 38)  
 Jerry Hale (73)  
 Philip Haring (36, 38)  
 (Mgr.)  
 Sam Harper (63, 64)  
 Tom Harper (64)  
 Carson Harreld (65, 66)  
 (Mgr.)  
 W. C. Harrison (11, 12)  
 D. W. Hart (11, 12, 16)  
 Vernon Hatton  
 (56, 57, 58)  
 Basil Hayden (20, 21, 22)  
 Elmo Head (37, 38, 39)  
 G. Foster Helm (25, 27)  
 J. H. Herman (06)  
 Walter Hirsch (49, 51)  
 Walter Hodge (37)  
 Joe Holland (46, 47, 48)  
 Kent Hollenbeck  
 (70, 71, 72)  
 Dick Howe (57, 58)  
 Lee Huber (39, 40, 41)  
 C. T. Hughes (24, 25)  
 Lowell Hughes (58, 59)  
 Harry Hurd (62)

### — I —

Robert Y. Ireland (16, 17)  
 (Mgr.)  
 Charles Ishmael (63, 64)  
 Dan Issel (68, 69, 70)

### — J —

Ralph Jackowski (38)  
 Thad Jaracz (66, 67, 68)  
 Irvine Jeffries (28)  
 Paul Jenkins (26, 27, 28)  
 Ned Jennings (59, 60, 61)  
 Herbert Jerome (34)  
 Ellis Johnson (31, 32, 33)  
 Phil Johnson (56, 58, 59)  
 Walter Johnson (44)  
 Wallace Jones  
 (46, 47, 48, 49)  
 James Jordan (47, 48)

### — K —

..... Kelly (05)  
 William P. Kemper (Mgr.)  
 (05)

Ron Kennett (64)  
Stan Key (70, 71, 72)  
James King (40, 41, 42)  
William King  
(21, 22, 24)  
A. M. Kirby (07)  
William Kleiser (32)  
Edwin Knadler (27)  
Howard Kreuter (32, 33)  
Tommy Kron (64, 65, 66)

— L —

Art Laib (68)  
Ed Lander (43)  
Dave Lawrence  
(33, 34, 35)  
Roger Layne (51)  
Ken Lehkamp (Mgr.)  
(56, 57)  
Jim LeMaster (66, 67, 68)  
Larry Lentz (66)  
Morris Levin (31) (Mgr.)  
Garland Lewis  
(34, 35, 36)  
Bill Lickert (59, 60, 61)  
James Line  
(47, 48, 49, 50)  
Shelby Linville  
(50, 51, 52)  
Ercel Little (32)  
Steve Lochmueller (73)  
Ronnie Lyons (72, 73)

— M —

F. L. Marx (10, 11)  
B. G. Marsh (18)  
James Mathewson (42)  
Charles Maxson (33)  
(Mgr.)  
Jack May (35, 36) (Mgr.)  
Paul McBrayer  
(28, 29, 30)  
Bob McCowan (69, 72)  
Jim McDonald  
(60, 61, 62)  
James McFarland  
(24, 25, 26)  
Lawrence McGinnis  
(28, 29, 30)  
Louis McGinnis  
(29, 30, 31)  
James McIntosh (37)  
James McKinney (36, 37)  
(Mgr.)  
C. F. Meadors (12)  
Hub Metry (64, 65)  
(Mgr.)  
Don Mills (58, 59, 60)  
Ray Mills (55, 56, 57)  
Terry Mills (69, 70, 71)  
Stanley Milward  
(28, 29, 30)  
Will Milward (24, 25)  
Terry Mobley (63, 64, 65)  
Gayle Mohney (26)  
Bob Moore (Mgr.)  
(50, 51, 52)  
Ralph Morgan (13, 14, 15)  
Tom Moseley (44)

— N —

Cotton Nash (62, 63, 64)  
Alonzo Nelson (45)  
Roger Newman (61)  
C. M. Newton (51)  
Tommy Nichols (36)  
Paul Noel (43)  
Randy Noll (70)

— O —

Dan Omlar (64) (Mgr.)  
Bernard Oppen  
(37, 38, 39)

Harp Owens (28, 29)  
Hays Owens (30)

— P —

Harold Park (45) (Mgr.)  
James Park (14)  
Clyde Parker (43)  
Ed Parker (19)  
J. Ed Parker (45, 46, 47)  
Tom Parker (70, 71, 72)  
Jack Parkinson  
(44, 45, 46, 48)  
Dick Parsons (59, 60, 61)  
Tom Payne (71)  
Bart Peak (17)  
Leonard Pearson (50)  
Doug Pendency (62)  
E. S. Penick (43)  
Dan Perry (72)  
George Perry (54)  
Frank Phipps (27)  
Wayne Plummer (09)  
William Pogentz (21, 23)  
Randy Pool (68, 69)  
Tommy Porter  
(66, 67, 68)  
Shelby Post (08, 09)  
Sam Potter (34)  
Mike Pratt (68, 69, 70)  
R. C. Preston  
(11, 12, 13, 14)  
Linville Puckett (54)  
Larry Pursiful  
(60, 61, 62)

— R —

Frank Ramsey (51, 52, 54)  
Lloyd Ramsey (41, 42)  
Robert Reynolds (32)  
(Mgr.)  
A. T. Rice (23, 24)  
S. H. Ridgway (20, 21)  
Carl Riefkin (23, 24)  
Pat Riley (65, 66, 67)  
Roy Roberts (62, 63)  
Al Robinson (59)  
William "Doc" Rodes (17)  
William Rodes (09, 10)  
Karl Rohs (25)  
Don Rolfe (63)  
Kenneth Rollins  
(43, 47, 48)  
Van Buren Ropke (27)  
Gayle Rose (52, 54, 55)  
Harold Ross (56, 57, 58)  
Ben Roth (Mgr.) (15)  
Layton Rouse (38, 39, 40)  
Willie Rouse (54)  
Herky Rupp (62)

— S —

Forest Sale (31, 32, 33)  
Charles Schrader (14, 17)  
Wilbur Schu (44, 45, 46)  
Herschel Scott  
(13, 14, 15)  
Jim Server (15, 16)  
Evan Settle (33, 34)  
A. P. Shanklin (18)  
Shelby Shanklin (08)  
James Sharpe (27)  
Glenn Sims (73) (Mgr.)  
George Skinner (33)  
Bobby Slusher (59)  
Adrian Smith (57, 58)  
Bill Smith (56, 57, 58)  
G. J. Smith (73)  
G. K. Smith (21, 23)  
Mark Soderberg (70)  
Carey Spicer (29, 30, 31)  
Bill Spivey (50, 51)  
Vincent Splane (42)

Carl Staker (40, 41, 42)  
Larry Stamper (71, 72, 73)  
Larry Steele (69, 70, 71)  
Gene Stewart (67)  
Bobby Stilz (36)  
N. Stone (08)  
John Stough (45, 48)  
Guy Strong (50)  
William Sturgill (45, 46)  
Bill Surface (Mgr.) (55)

— T —

Bob Tallent (66)  
Bob Taylor (35)  
Alan Theobald (Mgr.) (68)  
H. C. Thomas (18, 19)  
Homer Thompson  
(37, 38, 39)  
Tommy Thompson (Mgr.)  
(60)  
Milton Ticco  
(41, 42, 43)  
E. J. Tierney (35)  
Jack Tingle  
(44, 45, 46, 47)  
Garland Townes (50)  
Bill Trott (31)  
Lou Tsioropoulos  
(51, 52, 54)  
Jack Tucker (33, 34, 35)  
Paul Turrell (35)  
William P. Tuttle  
(12, 13, 14, 15)

— U —

Lovell Underwood  
(24, 25, 26)

— V —

Arthur Vastin (18)  
George Vulich (44, 45)

— W —

J. Rice Walker  
(36, 37, 38)  
..... Waters (05)  
Robert Watson  
(50, 51, 52)  
A. J. Weisenberger (13)  
Wylie B. Wendt (06)  
Leo Wenkley (Mgr.) (30)  
Clint Wheeler (71)  
Lucian Whitaker  
(50, 51, 52)  
Waller White  
(40, 41, 42)  
Don Whitehead (44)  
E. Wilhelming (21)  
W. G. Wilkinson (23)  
Maury Wilson  
(06, 07, 08)  
W. C. Wilson (13)  
Charles Worthington  
(31, 32)  
E. C. Wurtele (04)

— Y —

George Yates  
(30, 31, 33)  
Humsey Yessin (Mgr.)  
(46, 47, 48, 49)  
Rudy Yessin (44)

— Z —

George Zerfoss  
(16, 18)  
Karl Zerfoss  
(13, 14, 15, 16)  
Tom Zerfoss (14)

## WILDCATS' RECORD AGAINST ALL OPPONENTS

Team	First Meeting	Last Meeting	UK Won	UK Lost
Advent Memorial Club (Cincy) .....	1909	1909	0	1
Air Force .....	1965	1965	1	0
Akron .....	1937	1937	1	0
Alabama .....	1923	1973	56	13
Alumni .....	1934	1941	2	0
Arkansas .....	1946	1950	3	0
Arkansas State .....	1945	1945	1	0
Arizona .....	1946	1946	1	0
Army .....	1969	1969	1	0
Ashland YMCA .....	1914	1914	1	0
Auburn .....	1921	1973	33	5
Austin Peay .....	1973	1973	1	0
Baylor .....	1946	1963	5	0
Berea .....	1926	1945	11	0
Bethany .....	1911	1911	1	0
Bowling Green .....	1948	1948	1	0
Bradley .....	1949	1950	2	0
Brigham Young .....	1951	1951	1	0
Butler .....	1911	1962	3	0
*Cambridge University .....	1966	1966	1	0
Carnegie Tech .....	1931	1943	2	0
Central U. ....	1906	1913	8	9
Centenary .....	1923	1937	3	1
Centre .....	1916	1929	18	10
CCNY .....	1950	1950	0	1
Chattanooga .....	1914	1935	9	0
Chicago .....	1932	1935	2	0
Christ Church (Cincinnati) .....	1906	1913	0	3
Cincinnati U. ....	1904	1948	21	10
Cincinnati YMCA .....	1905	1906	0	3
Clemson .....	1922	1939	11	2
Colorado State College .....	1959	1959	1	0
Columbia .....	1948	1948	1	0
Cornell .....	1966	1966	0	1
Creighton .....	1930	1948	7	4
Cumberland .....	1917	1921	4	1
Dartmouth .....	1942	1965	2	1
Dayton .....	1947	1967	3	1
De Paul .....	1943	1970	17	3
DePauw .....	1910	1944	1	2
Detroit .....	1938	1938	0	1
Duke .....	1930	1969	9	2
Eastern Normal .....	1928	1928	1	0
Florida .....	1927	1973	32	8
Florida State .....	1958	1972	2	2
Ft. Benning .....	1946	1946	1	0
Ft. Knox .....	1942	1947	7	0
Georgia .....	1921	1973	49	8
Georgia Tech .....	1924	1964	49	13
Georgetown (Ky.) College .....	1903	1938	35	14
Georgetown University .....	1922	1922	0	1
Great Lakes Navy .....	1942	1943	0	2
Hardin-Simmons .....	1965	1965	1	0
Holy Cross .....	1948	1948	2	0
Houston .....	1956	1956	1	0
Idaho .....	1946	1955	2	0
Illinois .....	1925	1966	8	4
Indiana .....	1924	1973	5	9
Indiana Central .....	1946	1949	4	0

Iowa	1956	1972	2	2
Iowa State	1964	1964	1	0
*Istanbul University	1966	1966	1	0
Jacksonville	1970	1970	0	1
Kansas	1950	1972	5	0
Kansas State	1940	1971	6	0
Kentucky Wesleyan	1910	1938	8	2+
La Salle	1953	1954	2	0
Lexington High	1909	1911	1	1
Lexington YMCA	1907	1912	3	4
Long Island U.	1939	1947	2	1
Louisiana State	1933	1973	37	2
Louisville Coliseum	1908	1908	1	1
Louisville U.	1913	1959	8	3
Louisville YMCA	1914	1914	1	0
Louisville YMHA	1914	1914	1	0
Loyola (Chicago)	1949	1964	4	3
Loyola (La.)	1963	1963	1	0
Marietta	1913	1916	2	2
Marquette	1938	1972	6	3
Marshall	1913	1933	6	0
Maryland	1928	1958	4	3
Maryville	1915	1940	5	0
Mercer	1921	1922	1	1
Mexico U.	1933	1942	3	0
Mexico YMCA	1924	1924	1	0
Miami (Florida)	1956	1956	1	0
Miami (Ohio)	1905	1969	13	4
Michigan	1924	1970	4	1
Michigan State	1935	1972	9	6
Minnesota	1951	1957	3	1
Mississippi	1925	1973	41	3
Mississippi State	1921	1973	39	7†
Missouri	1960	1971	2	0
Moore's Hill College	1906	1906	1	0
Morehead	1961	1961	1	0
Naval Academy	1928	1969	2	1
Nebraska	1940	1972	2	1
New Albany YMCA	1906	1906	0	1
New York U.	1935	1936	0	2
North Carolina	1924	1972	5	9
N. C. State	1931	1947	2	0
Northwestern	1962	1971	6	0
Notre Dame	1929	1972	22	13
Oglethorpe	1934	1934	1	0
Ohio State	1933	1968	6	7
Ohio University	1944	1964	7	1
Ohio Wesleyan	1911	1911	0	1
Oklahoma A & M	1944	1949	2	1
Oklahoma U.	1946	1946	1	0
Oregon	1973	1973	1	0
Oregon State	1966	1970	2	0
Otterbein	1911	1911	0	1
Pennsylvania	1967	1969	2	0
Penn. State	1952	1955	2	0
Phillips Oilers	1948	1948	0	1‡
Pittsburgh	1935	1960	4	0
Princeton	1926	1971	1	1
Purdue	1949	1970	2	1
Rhode Island	1946	1946	1	0
Rose Polytechnic	1910	1917	1	1
*Salonika University	1966	1966	1	0
Seattle	1958	1958	1	0
Sewanee	1923	1934	6	0

South Carolina .....	1928	1967	4	1
Southern California .....	1959	1961	0	2
St. Andrew .....	1915	1915	1	1
St. John's .....	1943	1952	8	3
St. Joseph's .....	1939	1939	1	0
St. Louis .....	1948	1966	7	9
Southern Methodist .....	1956	1958	2	1
Syracuse .....	1950	1964	2	0
Temple .....	1944	1962	14	4
Tennessee .....	1910	1973	94	37
Texas A & M .....	1941	1946	2	0
Texas Tech .....	1963	1965	2	0
Texas Western .....	1966	1966	0	1
Transylvania .....	1903	1911	6	8 <sup>#</sup>
Tufts .....	1945	1945	1	0
Tulane .....	1921	1966	37	5
Tulsa .....	1947	1948	3	0
UCLA .....	1951	1961	3	0
Utah .....	1944	1954	2	1
Utah State .....	1957	1957	1	0
Vanderbilt .....	1912	1973	74	24
Vernon College .....	1906	1906	1	0
Villanova .....	1949	1949	2	0
Virginia .....	1914	1966	6	2
Virginia Tech .....	1924	1962	2	1
VMI .....	1914	1960	2	2
Wabash .....	1925	1946	1	1
Wake Forest .....	1953	1963	2	0
*Warsaw University .....	1966	1966	2	0
Washington U. ....	1942	1948	2	0
Washington & Lee .....	1922	1956	12	1
Wayne .....	1956	1956	1	0
Western Kentucky .....	1971	1971	0	1
Western Ontario .....	1945	1949	4	0
West Texas State .....	1950	1950	1	0
West Virginia .....	1924	1970	10	4
Wisconsin .....	1963	1969	1	1
Wright Field .....	1944	1944	1	0
Wyoming .....	1944	1944	1	0
Xavier .....	1935	1969	37	2
Yale .....	1961	1961	1	0

† Record includes nine games with Mississippi A&M, which later became known as Mississippi State.

‡ Pre-Olympic Games exhibitions not included.

# Record includes 10 games with Kentucky University, which became known as Transylvania in 1909.

\* Played in International Universities Tournament at Tel Aviv, Israel, in August, 1966.

+ Record does not take in account tie game played between UK and Kentucky Wesleyan Feb. 9, 1918. Unique 21-21 tie resulted from scorer's error which was not discovered until after teams departed.

### WILDCAT MASCOTS HAD COLORFUL NAMES

Over the years, Kentucky athletic teams have been spurred on in efforts toward victory by numerous colorfully-named wildcat mascots. Records indicate the first animal was given to the University in 1921. Named "Tom," this live Kentucky wildcat died quickly from being in captivity and was replaced with "TNT." Other live mascots followed—including "Whiskers," "Hot Tamale," and "Colonel"—only to pass from the scene due to death or being turned loose in the mountains after they did not thrive out of their native habitat.



# KENTUCKY'S ALL-TIME RECORD 1903-1973

(70 Seasons—Won 1104, Lost 344, Ties 1)

HOME: Won 612, Lost 105

OTHER: Won 492, Lost 239, Tied 1

(No Schedule Played in 1952-53)

(Losses in Bold Face)

Date Team Site Ky. Opp.

## 1903—Won 1, Lost 2.

COACH: Unnamed

STARTERS: (A. C. Bush, B. W. Bush, Houlihan, Smith and Carter)

Feb. 6	Georgetown	(H)	6	15
Feb. 18	Lexington YMCA	(H)	11	10
Feb. 20	Kentucky U.	(H)	2	42
			19	69

## 1904—Won 1, Lost 4.

COACH: Leander E. Andrus, Mgr.

CAPTAIN: St. John (Guyn, Arnett, St. John, Wurtele, Coons)

Feb. 4	Georgetown	(A)	11	26
Feb. 11	Kentucky U.*	(A)	5	12
Feb. 13	Georgetown	(H)	10	22
Feb. 26	Kentucky U.	(A)	12	14
Mar. 4	Cincinnati	(H)	25	21
			63	95

\* Kentucky University (Transylvania) and Georgetown game at KU was called off because of failure to agree on a referee. State College (University of Kentucky) team was present and agreed to play. The offer was accepted and KU won, 12-5.

## 1905—Won 1, Lost 4.

COACH:

CAPTAIN: J. M. Coons

Jan. 13	Georgetown	(H)	9	14
Jan. 21	Cincinnati YMCA	(H)	22	43
Jan. 27	Kentucky U.	(H)	30	29
Feb. 4	Kentucky U.	(H)	1	22
Feb. 22	Kentucky U.	(H)	23	33
			85	141

## 1906—Won 4, Lost 9.

COACH: W. B. Wendt (Mgr.)

CAPTAIN: D. P. Branson (Baer, Donan, Barbee, Wilson, Herman)

Jan. 11	Lexington YMCA*	(H)	....	....
Jan. 12	Miami (Ohio)	(H)	10	15
Jan. 19	Central U.	(H)	15	14
Jan. 20	Georgetown	(A)	9	34
Jan. 26	Central U.	(A)	17	15
Jan. 27	Cincinnati YMCA	(H)	16	29
Feb. 3	Christ Church, Cin.	(H)	24	38
Feb. 9	Georgetown	(H)	22	28
Feb. 12	New Albany YMCA	(A)	12	29
Feb. 13	Vernon College	(A)	34	14
Feb. 14	Moores Hill	(A)	32	11
Feb. 15	Christ Church, Cin.	(A)	17	54
Feb. 16	Cincinnati YMCA	(A)	9	38
Feb. 17	Miami (Ohio)	(A)	19	29
			236	328

\* W. B. Wendt on Jan. 9, 1906 verified that State College opened the 1906 season against Kentucky U. in the YMCA. Athletic committees of the two schools had cancelled all games after a fight at a football game in November, 1905. Wendt and the Kentucky U. manager agreed to play at the YMCA and list the State College foe as YMCA instead of Kentucky U. State College won but Mr. Wendt didn't remember the score, which he hadn't listed.

Date Team Site Ky. Opp.

## 1907—Won 3, Lost 6.

COACH: A. M. Kirby (Mgr.)

CAPTAIN: J. M. Wilson (Shanklin, Baer, Bryant, Barbee)

Jan. 16	Lexington YMCA	(H)	17	25
Jan. 19	Georgetown	(H)	16	15
Jan. 25	Central U.	(H)	22	9
Feb. 12	Central U.	(A)	23	25
Feb. 15	Kentucky U.	(H)	16	14
Feb. 21	Georgetown	(A)	8	19
Mar. 1	Lexington YMCA	(A)	22	41
Mar. 7	Kentucky U.	(A)	5	19
Mar. 9	Central U.	(H)	13	15
			142	182

## 1907-08—Won 5, Lost 6.

COACH: J. S. Chambers (Mgr.)

CAPTAIN: Richard Barbee

Jan. 10	Lexington YMCA	(H)	19	29
Jan. 21	Kentucky U.	(H)	20	15
Jan. 25	Central U.	(A)	21	32
Feb. 4	Kentucky U.	(H)	20	15
Feb. 8	Louisville Coliseum	(H)	29	28
Feb. 11	Georgetown	(A)	22	30
Feb. 13	Central U.	(H)	31	20
Feb. 15	Lexington YMCA	(H)	19	23
Feb. 22	Louisville Coliseum	(A)	18	30
Mar. 3	Georgetown	(H)	18	13
Mar. 7	Central U.	(A)	10	29
			227	264

## 1908-09—Won 5, Lost 4.

MGR.: J. S. Chambers

CAPTAIN: W. C. Fox

Jan. 9	Lexington High	(H)	29	9
Jan. 18	Advent Mem. Club	(A)	27	41
Jan. 19	Cincinnati	(A)	25	41
Jan. 27	Central U.	(H)	24	23
Feb. 6	Central U.	(A)	20	35
Feb. 8	Georgetown	(H)	45	32
Feb. 15	Georgetown	(A)	48	19
Feb. 19	Cincinnati	(H)	28	23
Feb. 26	Central U.	(H)	20	26
			266	249

## 1909-10—Won 4, Lost 8.

COACH: R. E. Spahr and E. R. Sweetland

CAPTAIN: Bill Rodes

Jan. 8	Kentucky Wesleyan	(A)	14*	12
Jan. 22	Georgetown	(H)	31	11
Jan. 24	DePauw	(H)	11	24
Jan. 28	Central	(A)	19	87
Feb. 4	Georgetown	(A)	16	34
Feb. 7	Cincinnati	(A)	17	47
Feb. 9	DePauw	(A)	10	28
Feb. 10	Rose Poly	(A)	11	52
Feb. 16	Tennessee	(H)	20	5
Mar. 5	Central U.	(H)	13	31
Mar. 8	Georgetown	(H)	24	23
Mar. 11	Central	(A)	9	49
			195	403

\* Denotes one overtime period.

Date	Team	Site	Ky.	Opp.
<b>1910-11—Won 5, Lost 6.</b>				
COACH: H. J. Iddings				
CAPTAIN: J. H. Gaiser:				
Jan. 13	Lexington High	(H)	29	36
Jan. 20	Transylvania	(H)	18	23
Jan. 27	Ky. Wesleyan	(A)	19	21
Feb. 4	Bethany	(H)	24	11
Feb. 9	Ohio Wesleyan	(A)	19	37
Feb. 10	Otterbein	(A)	27	41
Feb. 11	Cin. Christ's Church	(A)	21	32
Feb. 17	Georgetown	(A)	47	22
Feb. 23	Butler	(H)	21	16
Feb. 28	Transylvania	(A)	22	19
Mar. 3	Transylvania	(H)	30	24
			277	282

<b>1911-12—Won 9, Lost 0.</b>				
COACH: E. R. Sweetland				
CAPTAIN: W. C. Harrison				
Jan. 5	Georgetown	(H)	38	12
Jan. 12	Central U.	(A)	32	13
Jan. 19	Miami (Ohio) U.	(H)	31	14
Feb. 1	Central U.	(H)	52	10
Feb. 7	Tennessee	(H)	27	15
Feb. 16	Lexington YMCA	(H)	32	20
Feb. 22	Vanderbilt	(H)	28	17
Feb. 23	Vanderbilt	(H)	22	18
Mar. 1	Georgetown	(A)	19	18
			281	137

SOUTHERN CHAMPIONS

<b>1912-13—Won 5, Lost 3.</b>				
COACH: J. J. Tigert				
CAPTAIN: B. Barnett				
Jan. 24	Lexington YMCA	(H)	25	27
Feb. 8	Cincinnati	(H)	20	18
Feb. 13	Marietta	(H)	42	16
Feb. 15	Louisville	(H)	34	10
Feb. 19	Vanderbilt	(H)	17	24
Feb. 20	Vanderbilt	(H)	42	29
Feb. 27	Miami (Ohio) U.	(H)	24	16
Mar. 1	Cin. Christ's Church	(H)	19	30
			223	170

<b>1913-14—Won 11, Lost 2.</b>				
COACH: Alpha Brumage				
CAPTAIN: William Tuttle				
Jan. 10	Ashland YMCA	(H)	28	15
Jan. 17	Louisville YMCA	(H)	30	21
Jan. 21	Marshall	(A)	46	6
Jan. 20	Ashland YMCA	(A)	30	19
Jan. 22	Virginia U.	(A)	23	39
Jan. 24	Va. Military Inst.	(A)	18	32
Jan. 31	Louisville YMHA	(H)	59	12
Feb. 7	Louisville	(H)	22	17
Feb. 11	Tennessee	(H)	20	14
Feb. 12	Tennessee	(H)	20	18
Feb. 21	Cincinnati	(H)	20	18
Feb. 23	Chattanooga	(H)	40	7
Feb. 28	Marietta	(H)	19	17
			375	235

<b>1914-15—Won 7, Lost 5.</b>				
COACH: Alpha Brumage				
CAPTAIN: Ralph Morgan				
Jan. 16	Maryville	(H)	37	17
Jan. 22	Louisville	(H)	18	14
Jan. 30	St. Andrew	(H)	35	15
Feb. 4	Maryville	(A)	23	22
Feb. 5	Tennessee	(A)	21	36
Feb. 6	Tennessee	(A)	22	27
Feb. 12	Vanderbilt	(H)	34	39
Feb. 13	Vanderbilt	(H)	36	24

Date	Team	Site	Ky.	Opp.
Feb. 17	Tennessee	(H)	22	13
Feb. 18	Tennessee	(H)	20	18
Feb. 26	St. Andrew	(A)	25	50
Feb. 27	Louisville	(A)	15	26
			308	301

<b>1915-16—Won 8, Lost 6.</b>				
COACH: James Park				
CAPTAIN: K. P. Zerfoss				
Jan. 14	Cincinnati	(A)	39	24
Jan. 18	Georgetown	(A)	29	22
Jan. 31	Georgetown	(H)	30	22
Feb. 4	Vanderbilt	(H)	25	39
Feb. 5	Vanderbilt	(H)	20	23
Feb. 12	Louisville	(H)	22	28
Feb. 15	Centre	(A)	38	5
Feb. 19	Cincinnati	(H)	34	10
Feb. 22	Louisville	(A)	32	24
Feb. 23	Tennessee	(H)	17	28
Feb. 26	Maryville	(H)	36	25
Feb. 29	Centre	(H)	38	14
Mar. 3	Marietta	(H)	22	27
Mar. 4	Marietta	(H)	23	27
			405	318

<b>1916-17—Won 4, Lost 6.</b>				
COACH: W. P. Tuttle				
CAPTAIN: Robert Y. Ireland				
Jan. 17	Centre	(H)	31	21
Jan. 27	Georgetown	(A)	19	22
Jan. 30	Rose Polytechnic	(H)	33	12
Feb. 9	Tennessee	(H)	20	23
Feb. 10	Tennessee	(H)	19	22
Feb. 16	Centre	(A)	24	28
Feb. 21	Georgetown	(H)	32	18
Mar. 1	Cumberland	(A)	48	20
Mar. 2	Tennessee	(A)	26	27
Mar. 3	Tennessee	(A)	10	30
			262	223

<b>1917-18—Won 9, Lost 2, Tied 1.</b>				
COACH: S. A. Boles				
CAPTAIN: Patrick Campbell				
Jan. 9	Ky. Wesleyan	(H)	23	13
Jan. 17	Centre	(A)	21	29
Jan. 24	Georgetown	(H)	22	18
Feb. 7	Tennessee	(H)	33	26
Feb. 8	Tennessee	(H)	40	12
Feb. 9	Ky. Wesleyan	(A)	21	21
(This unique tie game resulted from scorer's error, which was not discovered until after teams' departures. The contest was re-scheduled but never played for unknown reasons.)				
Feb. 14	Georgetown	(A)	25	16
Feb. 21	Centre	(H)	22***	20
Feb. 28	Cumberland	(A)	42	21
Mar. 1	Tennessee	(A)	29	18
Mar. 2	Tennessee	(A)	32	20

POST-SEASON GAME (For State Championship)				
Mar. 9	Centre	(N1)	12	22
			322	236

\*\*\* Denotes 3 overtime periods.  
(N1) Louisville

<b>1918-19—Won 6, Lost 8.</b>				
COACH: Andrew Gill				
CAPTAIN: J. A. Dishman				
Jan. 13	Ky. Wesleyan	(H)	46	5
Jan. 18	Georgetown	(H)	30	32
Jan. 25	Centre	(A)	30	38
Jan. 31	Cincinnati	(A)	18	28
Feb. 6	Chattanooga	(A)	28	25
Feb. 7	Tennessee	(A)	22	40
Feb. 8	Cumberland	(A)	22	21
Feb. 14	Vanderbilt	(H)	26	36

Date	Team	Site	Ky.	Opp.
Feb. 15	Georgetown	(A)	18	22
Feb. 21	Cincinnati	(H)	34	21
Feb. 22	Ky. Wesleyan	(H)	18	13
Feb. 24	Centre	(H)	10	21
Feb. 28	Tennessee	(H)	30	14
Mar. 8	Miami (Ohio) U.	(H)	14	38
			346	354

#### 1919-20—Won 5, Lost 7.

COACH: George C. Buchheit  
CAPTAIN: J. C. Everett

Jan. 17	Cincinnati	(A)	11	13
Jan. 22	Maryville	(H)	27	16
Jan. 31	Georgetown	(H)	25	14
Feb. 5	Tennessee	(H)	24	29
Feb. 7	Tennessee	(H)	26	27
Feb. 14	Centre	(A)	15	44
Feb. 17	Georgetown	(A)	28	16
Feb. 21	Ky. Wesleyan	(H)	43	13
Feb. 26	Cumberland	(A)	21	30
Feb. 27	Tennessee	(A)	25	28
Feb. 28	Tennessee	(A)	36	25
Mar. 6	Centre	(H)	18	*20
			299	275

#### 1920-21—Won 13, Lost 1.

COACH: George C. Buchheit  
CAPTAIN: Basil Haydon

Jan. 12	Ky. Wesleyan	(H)	38	13
Jan. 15	Cumberland	(H)	37	21
Jan. 18	Georgetown	(H)	38	23
Jan. 21	Chattanooga	(H)	42	10
Jan. 26	Cincinnati	(A)	26	19
Jan. 29	Auburn	(H)	40	25
Feb. 8	Centre	(A)	27	29
Feb. 15	Georgetown	(A)	56	11
Feb. 18	Centre	(H)	20	13
Feb. 22	Vanderbilt	(H)	39	18

#### SIAA TOURNAMENT (Atlanta, Ga.)

Feb. 25	Tulane		50	28
Feb. 26	Mercer		49	24
Feb. 28	Mississippi A & M		28	13
Mar. 1	Georgia (championship)		20	19
			510	266

#### 1921-22—Won 10, Lost 6.

COACH: George C. Buchheit  
CAPTAIN: R. E. Lavin

Jan. 14	Georgetown	(H)	17	26
Jan. 17	Louisville	(A)	38	14
Jan. 18	Vanderbilt	(A)	12	22
Jan. 21	Louisville	(H)	29	22
Jan. 26	Miss. A & M	(H)	28	21
Jan. 27	Marshall	(H)	34	12
Feb. 4	Centre	(A)	27	21
Feb. 6	Georgetown	(A)	26	17
Feb. 8	Washington & Lee	(A)	21	20
Feb. 9	Va. Military Inst.	(A)	32	37
Feb. 11	Georgetown U.	(A)	23	28
Feb. 13	Virginia	(A)	30	32
Feb. 16	Clemson	(H)	38	14
Feb. 20	Centre	(H)	40	23

#### SIAA TOURNAMENT (Atlanta, Ga.)

Feb. 24	Georgetown		41	21
Feb. 25	Mercer		22	35
			457	361

#### 1922-23—Won 3, Lost 10.

COACH: George C. Buchheit  
CAPTAIN: Fred Fest

Jan. 13	Georgetown	(A)	24	13
Jan. 20	Tennessee	(A)	26	30
Jan. 22	Chattanooga	(H)	25	18
Jan. 25	Alabama	(H)	35	45
Jan. 27	Centre	(H)	14	21

Date	Team	Site	Ky.	Opp.
Feb. 3	Georgia	(H)	19	23
Feb. 5	Cincinnati	(A)	24	33
Feb. 7	Centenary	(H)	21	38
Feb. 10	Tennessee	(H)	23	28
Feb. 14	Centre	(A)	10	17
Feb. 15	Clemson	(H)	17	30
Feb. 19	Georgetown	(H)	21	48
Feb. 23	Sewanee	(H)	30	14

289 348

#### 1923-24—Won 13, Lost 3.

COACH: G. C. Buchheit  
CAPTAIN: A. T. Rice

Jan. 1	Vanderbilt	(H)	33	13
Jan. 8	Mexico YMCA	(H)	25	14
Jan. 12	Georgetown	(A)	32	24
Jan. 14	Miss. A & M	(H)	16	17
Jan. 15	Sewanee	(H)	50	15
Jan. 18	Tennessee	(A)	14	20
Jan. 19	Chattanooga	(A)	24	23
Feb. 4	West Virginia	(H)	24	21
Feb. 9	Centre	(A)	27	18
Feb. 11	Georgetown	(H)	39	35
Feb. 13	Clemson	(H)	38	13
Feb. 14	Virginia	(H)	29	16
Feb. 19	Virginia Tech	(H)	36	14
Feb. 21	Centre	(H)	38	24
Feb. 23	Georgia Tech	(H)	33	27

#### SIAA TOURNAMENT (Atlanta, Ga.)

Feb. 29	North Carolina		20	41
			478	335

#### ALUMNI GYM ERA (1924-1950)

#### 1924-25—Won 13, Lost 8.

COACH: C. O. Applegran  
CAPTAIN: James McFarland

Dec. 13	Cincinnati	(H)	28	23
Dec. 18	Indiana	(H)	18	20
Dec. 20	Michigan	(H)	11	21
Jan. 3	Cincinnati	(A)	20	24
Jan. 5	Illinois	(A)	26	36
Jan. 6	Wabash	(A)	11	57
Jan. 9	Mississippi	(H)	26	23
Jan. 10	Georgetown	(H)	25	17
Jan. 17	Centre	(H)	33	26
Jan. 30	Washington & Lee	(H)	28	22
Feb. 2	West Virginia	(H)	29	19
Feb. 5	Alabama	(A)	15	24
Feb. 6	Georgia Tech	(A)	18	16
Feb. 7	Georgia	(A)	24	28
Feb. 9	Tennessee	(A)	34	22
Feb. 12	Tulane	(A)	29	22
Feb. 14	Georgetown	(A)	36	21
Feb. 18	Tennessee	(H)	26	21
Feb. 21	Centre	(H)	39	10

#### SOUTHERN CONF. TOUR. (Atlanta, Ga.)

Feb. 27	Mississippi A&M		31	26
Feb. 28	Georgia		31	32
			538	510

#### 1925-26—Won 15, Lost 3.

COACH: Ray Eklund  
CAPTAIN: Burgess Carey

Dec. 19	DePauw	(H)	29	38
Jan. 5	Indiana	(A)	23	34
Jan. 9	Berea	(H)	37	23
Jan. 12	Georgetown	(A)	36	21
Jan. 16	Georgia Tech	(H)	25	24
Jan. 22	Centre	(H)	45	25
Jan. 30	Georgetown	(H)	25	20
Feb. 1	Alabama	(H)	27	16
Feb. 4	Centre	(A)	46	19
Feb. 8	Auburn	(H)	35	26
Feb. 5	Washington & Lee	(H)	44	34

Date	Team	Site	Ky.	Opp.
Feb. 12	Tennessee	(A)	51	17
Feb. 15	Georgia	(A)	22	18
Feb. 18	Tennessee	(H)	27	21
Feb. 20	Vanderbilt	(H)	30	20

SOUTHERN CONF. TOUR. (Atlanta, Ga.)

Feb. 26	Va. Military Inst.		38	25
Feb. 27	Georgia		39	34
Mar. 1	Mississippi A&M		26	31
			605	446

1926-27—Won 3, Lost 13.

COACH: Basil Hayden  
CAPTAIN: Paul Jenkins

Dec. 18	Cincinnati	(H)	10	48
Dec. 21	Indiana	(H)	19	38
Dec. 29	Cincinnati	(A)	23	51
Dec. 31	Princeton	(H)	26	30
Jan. 3	Florida	(H)	43	36
Jan. 10	Ky. Wesleyan	(A)	25	31
Jan. 15	Vanderbilt	(H)	32	48
Jan. 21	Tennessee	(A)	14	19
Jan. 22	Georgia Tech	(A)	16	48
Jan. 29	Centre	(H)	27	25
Feb. 1	Georgetown	(A)	19	26
Feb. 4	Washington & Lee	(H)	34	36
Feb. 7	West Virginia	(H)	26	44
Feb. 11	Mississippi	(H)	17	37
Feb. 12	Centre	(A)	22	16
Feb. 19	Tennessee	(H)	21	30
			374	563

1927-28—Won 12, Lost 6.

COACH: John Mauer  
CAPTAIN: Paul Jenkins

Dec. 16	Clemson	(H)	33	17
Dec. 20	Miami (Ohio) U.	(H)	31	36
Jan. 4	Berea	(H)	37	16
Jan. 9	Centre	(A)	36	25
Jan. 14	Vanderbilt	(H)	43	23
Jan. 16	Virginia	(A)	31	28
Jan. 18	Naval Academy	(A)	26	32
Jan. 19	Maryland	(A)	7	37
Jan. 28	Tennessee	(H)	48	18
Feb. 3	Washington & Lee	(H)	34	28
Feb. 4	Indiana	(A)	29	48
Feb. 8	Vanderbilt	(A)	54	29
Feb. 9	Tennessee	(A)	43	16
Feb. 11	Georgia Tech	(H)	31	35
Feb. 18	Centre	(H)	30	20

SOUTHERN CONF. TOUR. (Atlanta, Ga.)

Feb. 24	South Carolina		56	40
Feb. 25	Georgia		33	16
Feb. 27	Mississippi		28	41
			630	505

1928-29—Won 12, Lost 5.

COACH: John Mauer  
CAPTAIN: Lawrence McGinnis

Dec. 15	Eastern Normal	(H)	35	10
Dec. 21	Miami (Ohio) U.	(H)	43***	42
Jan. 4	North Carolina	(H)	15	25
Jan. 12	Notre Dame	(A)	19	16
Jan. 16	Georgia Tech	(A)	19	33
Jan. 17	Tennessee	(A)	35	29
Jan. 19	Tennessee	(H)	27	22
Jan. 26	Alabama	(H)	26	27
Feb. 1	Mississippi A&M	(A)	25	23
Feb. 2	Mississippi A&M	(A)	32	14
Feb. 3	Tulane	(A)	22	34
Feb. 8	Washington & Lee	(H)	31	30
Feb. 13	Centre	(H)	47	11
Feb. 22	Mississippi	(H)	35	30
Feb. 23	Mississippi	(H)	32	24

SOUTHERN CONF. TOUR. (Atlanta, Ga.)

Mar. 1	Tulane		29	15
Mar. 2	Georgia		24	26
			496	411

\*\*\* Denotes 3 overtime periods.

1929-30—Won 16, Lost 3.

COACH: John Mauer  
CAPTAIN: Paul McBrayer

Dec. 14	Georgetown	(H)	46	9
Dec. 20	Miami (Ohio) U.	(H)	35	20
Dec. 31	Berea	(H)	29	26
Jan. 3	Clemson	(H)	31	15
Jan. 10	Creighton	(H)	27	28
Jan. 11	Creighton	(H)	25	21
Jan. 18	Tennessee	(H)	23	20
Jan. 24	Mississippi A&M	(H)	43	17
Jan. 25	Mississippi A&M	(H)	20	14
Jan. 31	Tennessee	(A)	26	29
Feb. 1	Georgia	(A)	22	21
Feb. 3	Clemson	(A)	34	20
Feb. 8	Georgia Tech	(H)	39	19
Feb. 14	Georgia	(H)	36	23
Feb. 18	Ky. Wesleyan	(H)	32	20
Feb. 22	Washington & Lee	(H)	28	*26

SOUTHERN CONF. TOUR. (Atlanta, Ga.)

Feb. 28	Maryland		26	21
Mar. 1	Sewanee		44	22
Mar. 3	Duke		32	37
			599	408

\* Denotes overtime period.

ADOLPH RUPP ERA

1930-31—Won 15, Lost 3.

COACH: Adolph Rupp  
CAPTAIN: Carey Spicer

Dec. 18	Georgetown	(H)	67	19
Dec. 27	Marshall	(H)	42	26
Dec. 31	Berea	(H)	41	25
Jan. 3	Clemson	(H)	33	21
Jan. 10	Tennessee	(H)	31	23
Jan. 16	Chattanooga	(H)	55	18
Jan. 21	Vanderbilt	(A)	42	37
Jan. 31	Tennessee	(A)	36	*32
Feb. 6	Washington & Lee	(H)	23	18
Feb. 9	Georgia Tech	(H)	38	34
Feb. 13	Georgia	(A)	16	25
Feb. 14	Clemson	(A)	26	29
Feb. 16	Georgia Tech	(A)	35	16
Feb. 20	Vanderbilt	(H)	43	23

SOUTHERN CONF. TOUR. (Atlanta, Ga.)

Feb. 27	North Carolina State		33	28
Feb. 28	Duke		35	30
Mar. 2	Florida		56	36
Mar. 3	Maryland (finals)		27	29
			679	469

\* Denotes overtime period.

1931-32—Won 15, Lost 2.

COACH: Adolph Rupp  
CAPTAIN: Ellis Johnson

Dec. 15	Georgetown	(H)	66	24
Dec. 18	Carnegie Tech	(H)	36	34
Dec. 23	Berea	(H)	52	27
Dec. 30	Marshall	(H)	46	16
Jan. 2	Clemson	(H)	43	24
Jan. 14	Clemson	(A)	30	17
Jan. 15	Sewanee	(A)	30	20
Jan. 16	Tennessee	(A)	29	28
Jan. 21	Chattanooga	(H)	51	17
Jan. 30	Washington & Lee	(H)	48	28
Feb. 6	Duke	(H)	37	30
Feb. 8	Alabama	(H)	50	22
Feb. 10	Vanderbilt	(A)	61	37
Feb. 13	Tennessee	(H)	41	27
Feb. 20	Vanderbilt	(H)	31	32

SOUTHERN CONF. TOUR. (Atlanta, Ga.)

Feb. 26	Tulane		50	30
Feb. 27	North Carolina		42	43
			743	456

Date	Team	Site	Ky.	Opp.
<b>1932-33—Won 20, Lost 3.</b>				
COACH: Adolph Rupp				
CAPTAIN: Forest Sale				
Dec. 12	Georgetown	(H)	62	21
Dec. 17	Marshall	(N1)	57	23
Dec. 20	Tulane	(H)	53	17
Dec. 21	Tulane	(H)	42	11
Dec. 30	Chicago	(A)	58	26
Jan. 2	Ohio State	(H)	30	46
Jan. 6	Creighton	(A)	32	26
Jan. 7	Creighton	(A)	22	34
Jan. 10	South Carolina	(H)	44	36
Jan. 14	Tennessee	(A)	42	21
Jan. 16	Clemson	(H)	67	18
Jan. 28	Tennessee	(H)	44	23
Jan. 31	Vanderbilt	(A)	40	29
Feb. 1	Clemson	(A)	42	32
Feb. 2	South Carolina	(A)	38	44
Feb. 6	Mexico U.	(H)	81	22
Feb. 11	Georgia Tech	(H)	45	22
Feb. 13	Alabama	(N2)	35	21
Feb. 18	Vanderbilt	(H)	45	28

SEC TOURNAMENT (Atlanta, Ga.)

Feb. 25	Mississippi		49	31
Feb. 26	Florida		48	24
Feb. 27	L.S.U.		51	38
Feb. 28	Mississippi State		46	27
(championship)				

SEC CHAMPIONS			1073	630
(N1) Ashland, Ky.	(N2) Birmingham			

**1933-34—Won 15, Lost 1.**

COACH: Adolph Rupp  
CAPTAIN: John DeMoisey

Dec. 9	Georgetown	(H)	41	12
Dec. 14	Marshall	(H)	48	26
Dec. 16	Cincinnati	(H)	31	25
Dec. 21	Tulane	(A)	32	22
Dec. 22	Tulane	(A)	42	29
Jan. 12	Sewanee	(A)	55	16
Jan. 13	Tennessee	(A)	44	23
Jan. 20	Chattanooga	(H)	47	20
Jan. 27	Tennessee	(H)	53	26
Feb. 1	Alabama	(N1)	33	28
Feb. 3	Vanderbilt	(A)	48	26
Feb. 8	Alabama	(H)	26	21
Feb. 10	Georgia Tech	(H)	49	25
Feb. 15	Sewanee	(H)	60	15
Feb. 17	Vanderbilt	(H)	47	27

SEC TOURNAMENT (Atlanta, Ga.)

Feb. 24	Florida		32	38
(N1) Birmingham			688	379

**1934-35—Won 19, Lost 2.**

COACH: Adolph Rupp  
CO-CAPTAINS: Dave Lawrence  
and Jack Tucker

Dec. 10	Alumni	(H)	61	10
Dec. 13	Oglethorpe	(H)	81	12
Dec. 20	Tulane	(A)	38	9
Dec. 21	Tulane	(A)	52	12
Jan. 2	Chicago	(H)	42	16
Jan. 5	New York U.	(A)	22	23
Jan. 18	Tulane	(H)	63	22
Jan. 19	Tulane	(H)	55	12
Jan. 22	Chattanooga	(H)	66	19
Jan. 26	Tennessee	(H)	48	21
Feb. 1	Alabama	(N1)	33	26
Feb. 2	Vanderbilt	(A)	58	22
Feb. 5	Xavier	(A)	40	27
Feb. 9	Georgia Tech	(H)	57	30
Feb. 11	Alabama	(H)	25	16
Feb. 13	Michigan State	(A)	26	32

Date	Team	Site	Ky.	Opp.
Feb. 16	Tennessee	(A)	38	36
Feb. 22	Creighton	(H)	63	42
Feb. 23	Creighton	(H)	24	13
Mar. 2	Vanderbilt	(H)	53	19
Mar. 7	Xavier	(H)	46	29

SEC CO-CHAMPIONS			991	448
(N1) Birmingham				

**1935-36—Won 15, Lost 6.**

COACH: Adolph Rupp  
CAPTAIN: Millard Anderson

Dec. 6	Georgetown	(H)	42	17
Dec. 17	Berea	(H)	58	30
Dec. 23	Pittsburgh	(H)	35	17
Jan. 8	New York U.	(A)	28	41
Jan. 14	Xavier	(A)	36	32
Jan. 17	Tulane	(H)	49	24
Jan. 18	Tulane	(H)	39	21
Jan. 21	Michigan State	(H)	27	19
Jan. 25	Tennessee	(H)	40	31
Feb. 1	Vanderbilt	(A)	23	32
Feb. 3	Alabama	(A)	32	30
Feb. 7	Alabama	(H)	40	34
Feb. 10	Notre Dame	(A)	20	41
Feb. 11	Butler	(A)	39	28
Feb. 15	Tennessee	(A)	28	39
Feb. 18	Xavier	(H)	49	40
Feb. 21	Creighton	(H)	68	38
Feb. 22	Creighton	(H)	29	31
Feb. 24	Vanderbilt	(H)	61	41

SEC TOURNAMENT (Knoxville, Tenn.)

Feb. 28	Mississippi State		41	39
Mar. 1	Tennessee		28	39
			812	664

**1936-37—Won 17, Lost 5.**

COACH: Adolph Rupp  
CAPTAIN: Warfield Donohue

Dec. 9	Georgetown	(H)	46	21
Dec. 12	Berea	(H)	70	26
Dec. 15	Xavier	(A)	34	28
Dec. 21	Centenary	(H)	37	19
Jan. 2	Michigan State	(H)	28	21
Jan. 5	Notre Dame	(N1)	28	41
Jan. 8	Creighton	(H)	59	36
Jan. 14	Michigan State	(A)	23	24
Jan. 16	Akron U.	(N2)	32	22
Jan. 23	Tennessee	(H)	43	26
Jan. 30	Vanderbilt	(A)	41	26
Feb. 1	Alabama	(N3)	38	27
Feb. 3	Tulane	(A)	28	35
Feb. 4	Tulane	(A)	28	25
Feb. 8	Mexico U.	(H)	60	30
Feb. 10	Alabama	(H)	31	34
Feb. 13	Tennessee	(A)	24	26
Feb. 20	Vanderbilt	(H)	51	19
Feb. 22	Xavier	(H)	23	15

SEC TOURNAMENT (Knoxville, Tenn.)

Feb. 26	Louisiana State		57	37
Feb. 28	Georgia Tech		40	30
Mar. 1	Tennessee (championship)		39	25

SEC CHAMPIONS			860	593
(N1) Louisville (N2) Cincinnati (N3) Birmingham				

**1937-38—Won 13, Lost 5.**

COACH: Adolph Rupp  
CAPTAIN: J. Rice Walker

Dec. 5	Berea	(H)	67	33
Dec. 18	Cincinnati	(H)	38	21
Dec. 22	Centenary	(H)	35	25

Date	Team	Site	Ky.	Opp.
SUGAR BOWL TOURNAMENT New Orleans, La.				
Dec. 29	Pittsburgh (championship)		40	29
Jan. 8	Michigan State	(A)	37	42
Jan. 10	Detroit	(A)	26	34
Jan. 15	Notre Dame	(A)	37	47
Jan. 22	Tennessee	(H)	52	27
Jan. 29	Vanderbilt	(A)	42	19
Jan. 31	Alabama	(N1)	57	31
Feb. 5	Xavier	(A)	32	39
Feb. 7	Michigan State	(H)	44	27
Feb. 12	Alabama	(H)	27	21
Feb. 14	Marquette	(H)	35	33
Feb. 17	Xavier	(H)	45	29
Feb. 21	Vanderbilt	(H)	48	24
Feb. 26	Tennessee	(A)	29	26

SEC TOURNAMENT (Baton Rouge, La.)				
Mar. 3	Tulane		34	36
(N1) Birmingham			725	541

#### 1938-39—Won 16, Lost 4.

COACH: Adolph Rupp  
CAPTAIN: Bernard Opper

Dec. 2	Georgetown	(H)	39	19
Dec. 10	Ky. Wesleyan	(H)	57	18
Dec. 17	Cincinnati	(H)	44	27
Dec. 21	Washington & Lee	(H)	67	47
Jan. 1	Long Island	(A)	34	52
Jan. 6	St. Joseph's	(A)	41	30
Jan. 14	Notre Dame	(N1)	37	42
Jan. 21	Tennessee	(H)	29	30
Jan. 28	Alabama	(N2)	38	41
Jan. 30	Vanderbilt	(A)	51	37
Feb. 4	Marquette	(H)	37	31
Feb. 8	Xavier	(A)	41	31
Feb. 11	Alabama	(H)	45	27
Feb. 13	Mississippi State	(H)	39	28
Feb. 18	Tennessee	(A)	36	**34
Feb. 21	Xavier	(H)	43	23
Feb. 25	Vanderbilt	(H)	52	27

SEC TOURNAMENT (Knoxville, Tenn.)				
Mar. 2	Mississippi		49	30
Mar. 3	Louisiana State		53	34
Mar. 4	Tennessee (championship)		46	38
			878	646

#### SEC CHAMPIONS

(N1) Louisville (N2) Birmingham

\*\* Denotes 2 overtime periods

#### 1939-40—Won 15, Lost 6.

COACH: Adolph Rupp  
CAPTAIN: Layton Rouse

Dec. 9	Berea	(H)	74	24
Dec. 16	Cincinnati	(H)	30	39
Dec. 21	Clemson	(A)	55	31

SUGAR BOWL (New Orleans, La.)				
Dec. 27	Ohio State (championship)		36	30
Jan. 1	Kansas State	(H)	53	26
Jan. 6	Xavier	(A)	42	41
Jan. 8	West Virginia	(H)	47	38
Jan. 13	Notre Dame	(A)	47	52
Jan. 20	Tennessee	(H)	35	26
Jan. 27	Alabama	(N1)	32	36
Jan. 29	Vanderbilt	(A)	32	40
Feb. 3	Marquette	(A)	51	45
Feb. 10	Alabama	(H)	46	18
Feb. 12	Xavier	(H)	37	29
Feb. 13	Mississippi State	(H)	45	37
Feb. 17	Tennessee	(A)	23	27
Feb. 19	Georgia Tech	(A)	39	44
Feb. 24	Vanderbilt	(H)	43	38

Date	Team	Site	Ky.	Opp.
SEC TOURNAMENT (Knoxville, Tenn.)				
Feb. 29	Vanderbilt		44	31
Mar. 1	Tennessee		30	29
Mar. 2	Georgia (championship)		51	43
			892	724

#### SEC CHAMPIONS (N1) Birmingham

#### 1940-41—Won 17, Lost 8.

COACH: Adolph Rupp  
CAPTAIN: Lee Huber

Dec. 7	Alumni	(H)	62	25
Dec. 12	West Virginia	(H)	46	34
Dec. 13	Maryville	(H)	53	14
Dec. 18	Nebraska	(A)	39	40
Dec. 19	Creighton	(A)	45	54
Dec. 20	Kansas State	(A)	28	25
Dec. 27	Centenary	(H)	70	18

SUGAR BOWL (New Orleans, La.)				
Dec. 30	Indiana		45	48
Jan. 4	Notre Dame	(N1)	47	48
Jan. 9	Xavier	(A)	48	43
Jan. 11	West Virginia	(A)	43	56
Jan. 18	Tennessee	(A)	22	32
Jan. 20	Georgia Tech	(A)	47	37
Jan. 25	Xavier	(H)	44	49
Feb. 1	Vanderbilt	(A)	51	50
Feb. 3	Alabama	(A)	38	36
Feb. 8	Alabama	(H)	46	38
Feb. 10	Mississippi	(H)	60	41
Feb. 15	Tennessee	(H)	37	28
Feb. 17	Georgia Tech	(H)	60	41
Feb. 24	Vanderbilt	(H)	58	31

SEC TOURNAMENT (Louisville, Ky.)				
Feb. 27	Mississippi		62	52
Feb. 28	Tulane		59	30
Mar. 1	Alabama		39	37
Mar. 2	Tennessee		33	36
			1182	943

(N1) Louisville

#### 1941-42—Won 19, Lost 6.

COACH: Adolph Rupp  
CAPTAIN: Carl Staker

Dec. 6	Miami (Ohio) U.	(H)	35	21
Dec. 13	Ohio State	(A)	41	43
Dec. 16	Nebraska	(H)	42	27
Dec. 22	South Carolina	(H)	64	25
Dec. 30	Texas A&M	(H)	49	29
Jan. 2	Washington & Lee	(H)	62	32
Jan. 10	Xavier	(A)	40	39
Jan. 17	Tennessee	(A)	40	46
Jan. 19	Georgia	(A)	51	26
Jan. 20	Georgia Tech	(A)	63	53
Jan. 24	Mexico	(H)	56	26
Jan. 31	Georgia	(H)	55	38
Feb. 2	Alabama	(A)	35	41
Feb. 7	Notre Dame	(A)	43	46
Feb. 9	Alabama	(H)	50	34
Feb. 14	Tennessee	(A)	36	33
Feb. 16	Georgia Tech	(H)	57	51
Feb. 21	Xavier	(H)	44	36

SEC TOURNAMENT Louisville, Ky.				
Feb. 26	Florida		42	36
Feb. 27	Mississippi		59	32
Feb. 28	Auburn		40	31
Mar. 1	Alabama (championship)		36	34

#### SEC CHAMPIONS

POST SEASON GAME (Louisville, Ky.)				
Mar. 14	Great Lakes		47	58

Date	Team	Site	Ky.	Opp.
NCAA TOURNAMENT (New Orleans, La.)				
Mar. 20	Illinois		46	44
Mar. 21	Dartmouth		28	47
			1161	928

1942-43—Won 17, Lost 6.

COACH: Adolph Rupp  
CAPTAIN: Melvin Brewer

Dec. 12	Cincinnati	(H)	61	39
Dec. 19	Washington	(H)	45	38
Dec. 23	Indiana	(N1)	52	58
Jan. 2	Ohio State	(H)	40	45
Jan. 4	Ft. Knox	(H)	64	30
Jan. 9	Xavier	(A)	43	38
Jan. 16	Tennessee	(A)	30	28
Jan. 18	Georgia	(A)	60	28
Jan. 19	Georgia Tech	(A)	38	36
Jan. 23	Notre Dame	(N1)	60	55
Jan. 26	Vanderbilt	(H)	39	38
Jan. 30	Alabama	(A)	32	41
Feb. 1	Vanderbilt	(A)	54	43
Feb. 6	Alabama	(H)	67	41
Feb. 8	Xavier	(H)	48	36
Feb. 13	Tennessee	(H)	53	29
Feb. 15	Georgia Tech	(H)	58	31
Feb. 20	De Paul	(A)	44	53

SEC TOURNAMENT  
Louisville, Ky.

Feb. 25	Tulane		48	31
Feb. 26	Georgia		59	30
Feb. 27	Mississippi State		52	43
Feb. 28	Tennessee		30	33

POST-SEASON GAME (N1)

Mar. 6	Great Lakes		39	53
(N1) Louisville			1124	887

1943-44—Won 19, Lost 2.

COACH: Adolph Rupp  
CAPTAIN:

Dec. 1	Ft. Knox	(H)	51	18
Dec. 4	Berea (Naval V-12)	(H)	54	40
Dec. 11	Indiana	(N1)	66	41
Dec. 13	Ohio State	(A)	40	28
Dec. 18	Cincinnati	(H)	58	30
Dec. 20	Illinois	(A)	41	43
Dec. 28	Carnegie Tech	(A)	61	14
Dec. 30	St. John's	(A)	44	38
Jan. 8	Notre Dame	(N1)	55	54
Jan. 15	Wright Field	(H)	61	28
Jan. 31	Ft. Knox A.R.C.	(H)	76	48
Feb. 5	DePauw	(H)	38	35
Feb. 7	Illinois	(H)	51	40
Feb. 12	Cincinnati	(A)	38	35
Feb. 26	Ohio U.	(H)	51	35

SEC TOURNAMENT (Louisville, Ky.)

Mar. 2	Georgia		57	29
Mar. 3	Louisiana State		55	28
Mar. 4	Tulane (championship)		62	46

SEC CHAMPIONS

NATIONAL INVITATION TOUR. (New York)

Mar. 20	Utah		46	38
Mar. 22	St. John's		45	48
Mar. 26	Oklahoma A&M (consolation)		45	29

(N1) Louisville			1095	745
-----------------	--	--	------	-----

1944-45—Won 22, Lost 4.

COACH: Adolph Rupp  
CAPTAIN:

Dec. 2	Ft. Knox	(H)	56	23
Dec. 4	Berea	(H)	56	32

Date	Team	Site	Ky.	Opp.
Dec. 9	Cincinnati	(H)	66	24
Dec. 16	Indiana	(N1)	61	43
Dec. 23	Ohio State	(H)	53	*48
Dec. 26	Wyoming	(N2)	50	46
Dec. 30	Temple	(A)	45	44
Jan. 1	Long Island	(A)	62	*52
Jan. 6	Ohio U.	(H)	59	46
Jan. 8	Arkansas State	(H)	75	6
Jan. 13	Michigan State	(H)	66	35
Jan. 20	Tennessee	(A)	34	35
Jan. 22	Georgia Tech	(A)	64	58
Jan. 27	Notre Dame	(N1)	58	*59
Jan. 29	Georgia	(H)	73	37
Feb. 3	Georgia Tech	(H)	51	32
Feb. 5	Michigan State	(A)	50	66
Feb. 17	Tennessee	(H)	40	34
Feb. 19	Ohio U.	(A)	61	38
Feb. 24	Cincinnati	(A)	65	35

SEC TOURNAMENT (Louisville, Ky.)

Mar. 1	Florida		57	35
Mar. 2	Louisiana State		68	37
Mar. 3	Alabama		52	41
Mar. 3	Tennessee (championship)		39	35

SEC CHAMPIONS

NCAA TOURNAMENT (New York)

Mar. 20	Ohio State		37	45
Mar. 21	Tufts (consolation)		66	56

\* Denotes overtime period. 1464 1042

(N1) Louisville

(N2) Buffalo, N. Y.

1945-46—Won 28, Lost 2.

COACH: Adolph Rupp  
CAPTAIN: Jack Parkinson

Dec. 1	Ft. Knox	(H)	59	36
Dec. 7	Western Ontario	(H)	51	42
Dec. 8	Western Ontario	(H)	71	28
Dec. 15	Cincinnati	(H)	67	31
Dec. 18	Arkansas	(H)	67	42
Dec. 21	Oklahoma	(H)	43	33
Dec. 29	St. John's	(A)	73	59
Jan. 1	Temple	(A)	45	53
Jan. 5	Ohio U.	(H)	57	48
Jan. 7	Fort Benning	(H)	81	25
Jan. 12	Michigan State	(A)	55	44
Jan. 14	Xavier	(A)	62	36
Jan. 19	Tennessee	(A)	50	32
Jan. 21	Georgia Tech	(A)	68	43
Jan. 26	Notre Dame	(N1)	47	56
Jan. 28	Georgia Tech	(H)	54	26
Feb. 2	Michigan State	(H)	59	51
Feb. 4	Vanderbilt	(A)	59	37
Feb. 9	Vanderbilt	(N2)	64	31
Feb. 16	Tennessee	(H)	54	34
Feb. 19	Ohio U.	(A)	60	52
Feb. 23	Xavier	(H)	83	40

SEC TOURNAMENT (Louisville, Ky.)

Feb. 28	Auburn		69	24
Mar. 1	Florida		69	32
Mar. 2	Alabama		59	30
Mar. 2	Louisiana State (championship)		59	36

SEC CHAMPIONS

POST-SEASON GAME  
Louisville, Ky.

Mar. 9	Temple		54	43
--------	--------	--	----	----

NATIONAL INVITATION TOUR. (New York)

Mar. 16	Arizona		77	53
Mar. 18	West Virginia		59	51
Mar. 20	Rhode Island (Championship)		46	45

(N1) Louisville			1821	1198
(N2) Paducah, Ky.				

Date	Team	Site	Ky.	Opp.
<b>1946-47—Won 34, Lost 3.</b>				
COACH: Adolph Rupp				
CAPTAIN: Ken Rollins				
Nov. 28	Indiana Central	(H)	78	36
Nov. 30	Tulane	(H)	64	35
Dec. 2	Ft. Knox	(H)	68	31
Dec. 7	Cincinnati	(A)	80	49
Dec. 9	Idaho	(H)	65	35
Dec. 12	De Paul	(N1)	65	45
Dec. 14	Texas A&M	(H)	83	18
Dec. 16	Miami (Ohio) U.	(H)	62	49
Dec. 21	St. John's	(N2)	70	50
Dec. 23	Baylor	(H)	75	34
Dec. 28	Wabash	(H)	96	24

SUGAR BOWL (New Orleans, La.)

<b>Dec. 30</b>	<b>Oklahoma A&amp;M</b>		<b>31</b>	<b>37</b>
Jan. 4	Ohio U.	(H)	46	36
Jan. 11	Dayton U.	(H)	70	29
Jan. 13	Vanderbilt	(A)	82	30
Jan. 18	Tennessee	(A)	54	39
Jan. 20	Georgia Tech	(A)	70	47
Jan. 21	Georgia	(A)	84	45
Jan. 25	Xavier	(H)	71	34
Jan. 27	Michigan State	(H)	86	36
Feb. 1	Notre Dame	(N1)	60	30
Feb. 3	Alabama	(A)	48	37
<b>Feb. 8</b>	<b>De Paul</b>	<b>(A)</b>	<b>47</b>	<b>53</b>
Feb. 10	Georgia	(H)	81	40
Feb. 15	Tennessee	(H)	61	46
Feb. 17	Alabama	(H)	63	33
Feb. 19	Xavier	(A)	58	31
Feb. 21	Vanderbilt	(A)	84	41
Feb. 22	Georgia Tech	(H)	83	46

SEC TOURNAMENT (Louisville, Ky.)

Feb. 27	Vanderbilt		98	29
Feb. 28	Auburn		84	18
Mar. 1	Georgia Tech		75	53
Mar. 1	Tulane (championship)		55	38

SEC CHAMPIONS

POST-SEASON GAME (Louisville)

Mar. 8	Temple		68	29
--------	--------	--	----	----

NATIONAL INVITATION TOURNAMENT  
New York, N. Y.

Mar. 17	Long Island		63	62
Mar. 19	North Carolina State		60	42
<b>Mar. 24</b>	<b>Utah</b>		<b>45</b>	<b>49</b>

(N1) Louisville 2533 1416  
(N2) Mad. Sq. Gar., Record Crowd, 18,493

**1947-48—Won 36, Lost 3.**

COACH: Adolph Rupp  
CAPTAIN: Kenneth Rollins

Nov. 29	Indiana Central	(H)	80	41
Dec. 1	Ft. Knox	(H)	80	41
Dec. 5	Tulsa U.	(H)	72	18
Dec. 6	Tulsa U.	(H)	71	22
Dec. 10	De Paul	(N1)	74	50
Dec. 13	Cincinnati	(A)	67	31
Dec. 17	Xavier U.	(H)	79	37
<b>Dec. 20</b>	<b>Temple U.</b>	<b>(A)</b>	<b>59</b>	<b>60</b>
Dec. 23	St. John's	(A)	52	40
Jan. 2	Creighton	(A)	65	23
Jan. 3	Western Ontario	(H)	98	41
Jan. 5	Miami (Ohio)	(A)	67	53
Jan. 10	Michigan State	(A)	47	45
Jan. 12	Ohio U.	(A)	79	57
Jan. 17	Tennessee	(A)	65	54
Jan. 19	Georgia Tech	(A)	71	56
Jan. 20	Georgia	(A)	88	51
Jan. 24	Cincinnati	(H)	70	43
Jan. 31	De Paul	(A)	68	51
<b>Feb. 2</b>	<b>Notre Dame</b>	<b>(A)</b>	<b>55</b>	<b>64</b>
Feb. 5	Alabama	(A)	41	31
Feb. 5	Washington U.	(N2)	69	39

Date	Team	Site	Ky.	Opp.
Feb. 9	Vanderbilt	(A)	82	51
Feb. 14	Tennessee	(H)	69	42
Feb. 16	Alabama	(H)	63	33
Feb. 20	Vanderbilt	(H)	79	43
Feb. 21	Georgia Tech	(H)	78	54
Feb. 24	Temple	(N1)	58	38
Feb. 28	Xavier	(A)	59	37

SEC TOURNAMENT (Louisville, Ky.)

Mar. 4	Florida		87	31
Mar. 5	Louisiana State		63	47
Mar. 6	Tennessee		70	47
Mar. 6	Georgia Tech (championship)		54	43

SEC CHAMPIONS

NCAA TOURNAMENT (New York)

Mar. 18	Columbia		76	53
Mar. 20	Holy Cross		60	52
Mar. 23	Baylor (championship)		58	42

NATIONAL CHAMPIONS

OLYMPIC TRIALS (New York)

Mar. 27	Louisville		91	57
Mar. 29	Baylor		77	59
(Championship—Collegiate Bracket)				
<b>Mar. 31</b>	<b>Phillips Oilers (AAU Champs)</b>		<b>49</b>	<b>53</b>

(N1) Louisville 2690 1730  
(N2) Memphis

OLYMPIC TEAM EXHIBITION GAMES

Kentucky vs. Phillips Oilers

6-30-48	—Tulsa, Okla.		52	60
7- 2-48	—Kansas City, Mo.		70	**69
7- 9-48	—Lexington, Ky.		50	56

†OLYMPIC GAMES (London, England)

July 30	Switzerland		86	21
Aug. 2	Czechoslovakia		53	28
Aug. 3	Argentina		59	57
Aug. 4	Egypt		66	28
Aug. 6	Peru		61	33
Aug. 9	Uruguay		63	28
Aug. 11	Mexico		71	40
Aug. 13	France (championship)		65	21

WORLD CHAMPIONS

\*\* Denotes two overtime periods.  
† Kentucky participated as part of U.S. basketball entry.

**1948-49—Won 32, Lost 2.**

COACH: Adolph Rupp  
CAPTAIN:

Nov. 29	Indiana Central	(H)	74	38
Dec. 8	De Paul	(N1)	67	36
Dec. 10	Tulsa U.	(H)	81	27
Dec. 13	Arkansas	(H)	76	39
Dec. 16	Holy Cross	(A)	51	48
Dec. 18	St. John's	(A)	57	30
Dec. 22	Tulane	(N1)	51	47

SUGAR BOWL (New Orleans, La.)

Dec. 29	Tulane		78	47
<b>Dec. 30</b>	<b>St. Louis</b>		<b>40</b>	<b>42</b>
Jan. 11	Bowling Green	(N2)	63	61
Jan. 15	Tennessee	(A)	66	51
Jan. 17	Georgia Tech	(A)	56	45
Jan. 22	De Paul	(A)	56	45
Jan. 29	Notre Dame	(N1)	62	38
Jan. 31	Vanderbilt	(A)	72	50
Feb. 2	Alabama	(A)	56	40
Feb. 3	Mississippi	(N3)	75	45
Feb. 5	Bradley	(N4)	62	52
Feb. 8	Tennessee	(H)	71	56
Feb. 12	Xavier	(H)	96	50
Feb. 14	Alabama	(H)	74	32
Feb. 16	Mississippi	(H)	85	31
Feb. 19	Georgia Tech	(H)	78	32



Date	Team	Site	Ky.	Opp.
Feb. 21	Georgia	(H)	95	40
Feb. 24	Xavier	(A)	51	40
Feb. 26	Vanderbilt	(H)	70	37

SEC TOURNAMENT (Louisville, Ky.)

Mar. 3	Florida		73	36
Mar. 4	Auburn		70	39
Mar. 5	Tennessee		83	44
Mar. 5	Tulane (championship)		68	52

SEC CHAMPIONS

NATIONAL INVITATION TOUR. (New York)

Mar. 14	Loyola of Chicago		56	67
---------	-------------------	--	----	----

NCAA TOURNAMENT (Eastern Regionals) New York, N. Y.

Mar. 21	Villanova		85	72
Mar. 22	Illinois		76	47

NCAA FINALS (Seattle, Wash.)

Mar. 26	Oklahoma A&M (championship)		46	36
---------	-----------------------------	--	----	----

2320 1492

NATIONAL CHAMPIONS

(N1) Louisville	(N3) Memphis
(N2) Cleveland	(N4) Owensboro, Ky.

### 1949-50—Won 25, Lost 5.

COACH: Adolph Rupp  
CAPTAIN: Dale Barnstable

Dec. 3	Indiana Central	(H)	84	61
Dec. 10	Western Ontario	(H)	90	18
Dec. 15	St. John's	(A)	58	69
Dec. 21	De Paul	(N1)	49	47
Dec. 25	Purdue	(A)	60	54

SUGAR BOWL (New Orleans, La.)

Dec. 29	Villanova		57	*56
Dec. 30	Bradley (championship)		71	66
Jan. 2	Arkansas	(A)	57	53
Jan. 4	Mississippi State	(N2)	87	55
Jan. 9	North Carolina U.	(H)	83	44
Jan. 14	Tennessee	(A)	53	66
Jan. 16	Georgia Tech	(A)	61	47
Jan. 17	Georgia	(A)	60	71
Jan. 21	De Paul	(A)	86	53
Jan. 23	Notre Dame	(A)	51	64
Jan. 26	Xavier	(A)	58	47
Jan. 28	Georgia	(H)	88	56
Jan. 30	Vanderbilt	(A)	58	54
Feb. 2	Alabama	(A)	66	64
Feb. 4	Mississippi	(N3)	61	55
Feb. 11	Tennessee	(H)	79	52
Feb. 13	Alabama	(H)	77	57
Feb. 15	Mississippi	(H)	90	50
Feb. 18	Georgia Tech	(H)	97	62
Feb. 23	Xavier	(H)	58	53
Feb. 25	Vanderbilt	(H)	70	66

SEC TOURNAMENT (Louisville, Ky.)

Mar. 2	Mississippi State		56	46
Mar. 3	Georgia		79	63
Mar. 4	Tennessee (championship)		95	58

SEC CHAMPIONS

NATIONAL INVITATION TOUR. (New York)

Mar. 14	City Col. of N. Y.		50	89
---------	--------------------	--	----	----

2089 1696

(N1) Louisville
(N2) Owensboro
(N3) Memphis

\* Denotes overtime period.

Date	Team	Site	Ky.	Opp.
------	------	------	-----	------

### MEMORIAL COLISEUM ERA

#### 1950-51—Won 32, Lost 2.

(Including exhibition games, Kentucky won 39½ games and lost 2.)

COACH: Adolph Rupp  
CAPTAIN: Walt Hirsch

Dec. 1	West Texas State	(H)	73	43
Dec. 9	†Purdue	(H)	70	52
Dec. 12	Xavier	(A)	67	56
Dec. 14	Florida	(H)	85	37
Dec. 16	Kansas	(H)	68	39
Dec. 23	St. John's	(A)	43	37

SUGAR BOWL (New Orleans, La.)

Dec. 29	St. Louis		42	*43
Dec. 30	Syracuse (consolation)		69	59
Jan. 5	Auburn	(H)	79	35
Jan. 8	De Paul	(H)	63	55
Jan. 13	Alabama	(H)	65	48
Jan. 15	Notre Dame	(H)	69	44
Jan. 20	Tennessee	(A)	70	45
Jan. 22	Georgia Tech	(A)	82	61
Jan. 27	Vanderbilt	(A)	74	49
Jan. 29	Tulane	(A)	104	68
Jan. 31	Louisiana State	(A)	81	59
Feb. 2	Mississippi State	(A)	80	60
Feb. 3	Mississippi	(N1)	86	39
Feb. 9	Georgia Tech	(H)	75	42
Feb. 13	Xavier	(H)	78	51
Feb. 17	Tennessee	(H)	86	61
Feb. 19	De Paul	(A)	60	57
Feb. 23	Georgia	(H)	88	41
Feb. 24	Vanderbilt	(H)	89	57

SEC CHAMPIONS

SEC TOURNAMENT (Louisville, Ky.)

Mar. 1	Mississippi State		92	70
Mar. 2	Auburn		84	54
Mar. 3	Georgia Tech		82	56
Mar. 3	Vanderbilt		57	61

POST-SEASON GAME

Mar. 13	Loyola of Chicago	(H)	97	61
---------	-------------------	-----	----	----

NCAA TOURNAMENT (First Round—Raleigh, N. C.)

Mar. 20	Louisville		79	68
	(Eastern Regional—New York N.Y.)			
Mar. 22	St. John's		59	43
Mar. 24	Illinois		76	74
	(National Finals—Minneapolis, Minn.)			
Mar. 27	Kansas St. (championship)		68	58

NATIONAL CHAMPIONS 2540 1783

EXHIBITION GAME

Apr. 27	Ky. All-Stars	(H)	92	49
---------	---------------	-----	----	----

PUERTO RICO EXHIBITION TOUR

Aug. 25	San German Athletics		86	38
Aug. 26	Ponce Lions		83	43
Aug. 27	San Turce		93	40
Aug. 29	Univ. of Puerto Rico		91	44
Sept. 2	U. S. Navy		52	23

(Called at half on account of rain)

Sept. 3	Puerto Rico All-Stars		75	46
---------	-----------------------	--	----	----

† Memorial Coliseum Dedication Game.

\* Denotes overtime period.

(N1) Owensboro, Ky.

### 1951-52—Won 29, Lost 3.

COACH: Adolph Rupp  
CAPTAIN: Robert Watson

Dec. 8	Washington & Lee	(H)	96	46
Dec. 10	Xavier	(A)	97	72
Dec. 13	Minnesota	(A)	57	61
Dec. 17	St. John's	(H)	81	40

Date	Team	Site	Ky.	Opp.
Dec. 20	De Paul	(H)	98	60
Dec. 26	U.C.L.A.	(H)	84	53
SUGAR BOWL (New Orleans, La.)				
Dec. 28	Brigham Young		84	64
<b>Dec. 29</b>	<b>St. Louis</b>		<b>60</b>	<b>61</b>
Jan. 2	Mississippi†	(N1)	116	58
Jan. 5	Louisiana State	(H)	57	47
Jan. 7	Xavier	(H)	83	50
Jan. 12	Florida	(A)	99	52
Jan. 16	Georgia	(N2)	99	55
Jan. 19	Tennessee	(A)	65	56
Jan. 21	Georgia Tech	(A)	96	51
Jan. 26	Alabama	(A)	71	67
Jan. 28	Vanderbilt	(A)	88	51
Jan. 30	Auburn	(A)	88	48
Feb. 2	Notre Dame	(N3)	71	66
Feb. 4	Tulane	(H)	103	54
Feb. 6	Mississippi	(H)	81	61
Feb. 9	Georgia Tech	(H)	93	42
Feb. 11	Mississippi State	(H)	110	66
Feb. 16	Tennessee	(H)	95	40
Feb. 21	Vanderbilt	(H)	75	45
Feb. 23	De Paul	(A)	63	61

SEC CHAMPIONS

SEC TOURNAMENT (Louisville, Ky.)#

Feb. 28	Georgia Tech	80	59
Feb. 29	Tulane	85	61
Mar. 1	Tennessee	81	66
Mar. 1	Louisiana State	44	43

NCAA TOURNAMENT  
(Eastern Regionals)  
Raleigh, N. C.

Mar. 21	Penn. State	82	54
<b>Mar. 22</b>	<b>St. John's</b>	<b>57</b>	<b>64</b>

2639 1774

† Not counted as SEC game.

(N1) Owensboro, Ky.

(N2) Louisville

(N3) Chicago

# Tournament abandoned after 1952.

1952-53—No Schedule.

(Under suspension by NCAA)

Intra-Squad Scrimmage Results

COACH: Adolph Rupp		CO-CAPTAINS: Cliff Hagan and Frank Ramsey	
Dec. 13	Varsity	76	Freshmen 45
Jan. 19	Ramseys	71	Hagans 50
Feb. 4	Hagans	68	Ramseys 55
Feb. 28	Blues	49	Whites 47
		264	197

1953-54—Won 25, Lost 0.

COACH: Adolph Rupp  
CO-CAPTAINS: Cliff Hagan and Frank Ramsey

Dec. 5	Temple	(H)	86	59
Dec. 12	Xavier	(A)	81	66
Dec. 14	Wake Forest	(H)	101	69
Dec. 18	St. Louis	(A)	71	59

UK INVITATIONAL TOURNAMENT

Dec. 21	Duke		85	69
Dec. 22	LaSalle (championship)		73	60
Dec. 28	Minnesota	(H)	74	59
Jan. 4	Xavier	(H)	77	71
Jan. 9	Georgia Tech	(H)	105	53
Jan. 11	De Paul	(H)	81	63
Jan. 16	Tulane	(H)	94	43
Jan. 23	Tennessee	(A)	97	71
Jan. 30	Vanderbilt	(A)	85	63
Feb. 2	Georgia Tech	(N1)	99	48
Feb. 4	Georgia	(H)	106	55
Feb. 6	Georgia	(N2)	100	68

Date	Team	Site	Ky.	Opp.
Feb. 8	Florida	(A)	97	55
Feb. 13	Mississippi	(H)	88	62
Feb. 15	Mississippi State	(H)	81	49
Feb. 18	Tennessee	(H)	90	63
Feb. 20	De Paul	(A)	76	61
Feb. 22	Vanderbilt	(H)	100	64
Feb. 27	Auburn	(N3)	109	79
Mar. 1	Alabama	(A)	68	43

SEC PLAYOFF (Nashville, Tenn.)

(Playoff game to determine SEC champion and representative in NCAA Tournament. Kentucky and LSU tied for league title due to a schedule disagreement. Kentucky won but declined NCAA.)

Mar. 9	Louisiana State	63	56
		2187	1508

SEC CHAMPIONS

(N1) Louisville

(N2) Owensboro, Ky.

(N3) Montgomery

1954-55—Won 23, Lost 3.

COACH: Adolph Rupp

CAPTAIN: Bill Evans

Dec. 4	Louisiana State†	(H)	74	58
Dec. 11	Xavier	(A)	73	69
Dec. 18	Temple	(H)	79	61

UNIVERSITY OF KENTUCKY  
INVITATIONAL TOURNAMENT  
Lexington, Ky.

Dec. 21	Utah		70	65
Dec. 22	LaSalle (championship)		63	54
Dec. 30	St. Louis	(H)	82	65
Jan. 1	Temple	(A)	101	69
<b>Jan. 8</b>	<b>Georgia Tech</b>	<b>(H)</b>	<b>58</b>	<b>59</b>
Jan. 10	De Paul	(H)	92	59
Jan. 15	Tulane	(A)	58	44
Jan. 17	Louisiana State	(A)	64	62
Jan. 22	Tennessee	(A)	84	66
Jan. 29	Vanderbilt	(A)	75	71
<b>Jan. 31</b>	<b>Georgia Tech</b>	<b>(A)</b>	<b>59</b>	<b>65</b>
Feb. 3	Florida	(H)	87	63
Feb. 5	Mississippi	(N1)	84	66
Feb. 7	Mississippi State	(A)	61	56
Feb. 9	Georgia	(H)	86	40
Feb. 14	Xavier	(H)	66	55
Feb. 19	De Paul	(A)	76	72
Feb. 21	Vanderbilt	(H)	77	59
Feb. 26	Auburn	(H)	93	59
Feb. 28	Alabama	(H)	66	52
Mar. 5	Tennessee	(H)	104	61

SEC CHAMPIONS

NCAA TOURNAMENT  
(Eastern Regionals)  
Evanston, Illinois

Mar. 11	Marquette	71	79
Mar. 12	Penn State	84	59

1987 1588

† Game not counted in SEC standings.

(N1) Memphis

1955-56—Won 20, Lost 6.

COACH: Adolph Rupp

CAPTAIN: Phil Grawemeyer

Dec. 3	Louisiana State†	(A)	62	52
<b>Dec. 10</b>	<b>Temple</b>	<b>(H)</b>	<b>61</b>	<b>73</b>
Dec. 12	De Paul	(H)	71	69
Dec. 15	Maryland	(A)	62	61
Dec. 17	Idaho	(H)	91	49

UK INVITATIONAL TOURNAMENT

Dec. 20	Minnesota	72	65
<b>Dec. 21</b>	<b>Dayton</b>	<b>74</b>	<b>89</b>

Date	Team	Site	Ky.	Opp.
Dec. 28	St. Louis U.	(A)	101	80
Jan. 7	Georgia Tech	(H)	104	51
Jan. 12	Tulane	(H)	85	63
Jan. 14	Louisiana State	(H)	107	65
Jan. 21	Tennessee	(A)	95	68
<b>Jan. 28</b>	<b>Vanderbilt</b>	<b>(A)</b>	<b>73</b>	<b>81</b>
Jan. 30	Georgia Tech	(A)	84	62
Feb. 1	Duke	(H)	81	76
Feb. 4	Auburn	(N1)	82	81
Feb. 6	Florida	(A)	81	70
Feb. 11	Mississippi	(H)	88	49
Feb. 13	Mississippi State	(H)	86	65
<b>Feb. 18</b>	<b>De Paul</b>	<b>(A)</b>	<b>79</b>	<b>81</b>
Feb. 20	Vanderbilt	(H)	76	55
<b>Feb. 25</b>	<b>Alabama</b>	<b>(N1)</b>	<b>77</b>	<b>101</b>
Feb. 27	Georgia	(N2)	143	66
Mar. 3	Tennessee	(H)	101	77

#### NCAA TOURNAMENT

(Kentucky represented the SEC in NCAA when champion Alabama declined the bid.)  
(Eastern Regionals) Iowa City, Iowa

Mar. 16	Wayne U.	(A)	84	64
Mar. 17	Iowa	(A)	77	89

2197 1802

† Game not counted in SEC standings.

(N1) Montgomery

(N2) Louisville

#### 1956-57—Won 23, Lost 5.

COACH: Adolph Rupp  
HONORARY CO-CAPTAINS:  
Ed Beck and Gerry Calvert

Dec. 1	Washington & Lee	(H)	94	66
Dec. 3	Miami (Fla.)	(H)	114	75
Dec. 8	Temple	(A)	73	58
<b>Dec. 10</b>	<b>St. Louis</b>	<b>(H)</b>	<b>70</b>	<b>71</b>
Dec. 15	Maryland	(H)	76	55
<b>Dec. 18</b>	<b>Duke</b>	<b>(A)</b>	<b>84</b>	<b>85</b>

#### UK INVITATIONAL TOURNAMENT

Dec. 21	Southern Methodist		73	67
Dec. 22	Illinois (championship)		91	70

#### SUGAR BOWL (New Orleans, La.)

Dec. 28	Virginia Tech		56	55
Dec. 29	Houston (championship)		111	76
Jan. 5	Georgia Tech	(H)	95	72
Jan. 7	Loyola (Chicago)	(H)	81	62
Jan. 12	Louisiana State	(A)	51	46
<b>Jan. 14</b>	<b>Tulane</b>	<b>(A)</b>	<b>60</b>	<b>68</b>
Jan. 19	Tennessee	(A)	97	72
Jan. 26	Vanderbilt	(A)	91	83
Jan. 28	Georgia Tech	(A)	76	65
Jan. 30	Georgia	(H)	84	53
Feb. 2	Florida	(H)	88	61
Feb. 8	Mississippi	(N1)	75	69
<b>Feb. 11</b>	<b>Mississippi State</b>	<b>(A)</b>	<b>81</b>	<b>89</b>
Feb. 15	Loyola (Chicago)	(A)	115	65
Feb. 18	Vanderbilt	(H)	80	65
Feb. 23	Alabama	(H)	79	60
Feb. 25	Auburn	(H)	103	85
Mar. 2	Tennessee	(H)	93	75

#### SEC CHAMPIONS

#### NCAA TOURNAMENT

(Midwest Regional) Lexington, Ky.

Mar. 15	Pittsburgh		98	92
Mar. 16	Michigan State		68	80

(N1) Memphis

2357 1953

#### 1957-58—Won 23, Lost 6.

COACH: Adolph Rupp  
HONORARY CAPT.: Ed Beck

Dec. 2	Duke	(H)	78	74
Dec. 4	Ohio State	(A)	61	54
Dec. 7	Temple	(H)	85***	83
<b>Dec. 9</b>	<b>Maryland</b>	<b>(A)</b>	<b>62</b>	<b>71</b>

Date	Team	Site	Ky.	Opp.
Dec. 14	St. Louis	(A)	73	60
<b>Dec. 16</b>	<b>Southern Methodist</b>	<b>(A)</b>	<b>64</b>	<b>65</b>

#### UK INVITATIONAL TOURNAMENT

<b>Dec. 20</b>	<b>West Virginia</b>		<b>70</b>	<b>77</b>
Dec. 21	Minnesota		78	58
Dec. 23	Utah State	(H)	92	64
Dec. 30	Loyola (Chicago)	(H)	75	42
Jan. 4	Georgia Tech	(H)	76	60
Jan. 6	Vanderbilt	(A)	86	81
Jan. 11	Louisiana State	(H)	97	52
Jan. 13	Tulane	(H)	86	50
Jan. 18	Tennessee	(H)	77	68
<b>Jan. 27</b>	<b>Georgia Tech</b>	<b>(A)</b>	<b>52</b>	<b>71</b>
Jan. 29	Georgia	(N1)	74	55
Jan. 31	Florida	(A)	78	56
Feb. 8	Mississippi	(H)	96	65
Feb. 10	Mississippi State	(H)	72	62
<b>Feb. 15</b>	<b>Loyola (Chicago)</b>	<b>(A)</b>	<b>56</b>	<b>57</b>
Feb. 17	Vanderbilt	(H)	65	61
Feb. 22	Alabama	(N2)	45	*43
<b>Feb. 24</b>	<b>Auburn</b>	<b>(N3)</b>	<b>63</b>	<b>64</b>
Mar. 1	Tennessee	(A)	77	66

#### SEC CHAMPIONS

#### NCAA TOURNAMENT

(Midwest Regional) Lexington, Ky.

Mar. 14	Miami (Ohio)		94	70
Mar. 15	Notre Dame		89	56

#### (FINALS)

Louisville, Ky.

Mar. 21	Temple		61	60
Mar. 22	Seattle (championship)		84	72

2166 1817

#### NATIONAL COLLEGIATE CHAMPIONS FOR RECORD FOURTH TIME

\*\*\* Three overtime periods.

\* One overtime period.

(N1) Atlanta (N3) Birmingham

(N2) Montgomery

#### 1958-59—Won 24, Lost 3.

COACH: Adolph Rupp  
HONORARY CAPT.: Johnny Cox

Dec. 1	Florida State	(H)	91	68
Dec. 6	Temple	(A)	76	71
Dec. 8	Duke	(A)	78	64
Dec. 11	Southern Methodist	(H)	72	60
Dec. 13	St. Louis	(H)	76	57
Dec. 15	Maryland	(H)	58	*56

#### UK INVITATIONAL TOURNAMENT

Dec. 19	Ohio State		95	76
Dec. 20	W. Virginia (championship)		97	91
Dec. 29	Navy	(H)	82	69
Dec. 30	Illinois	(N1)	76	75
Jan. 3	Georgia Tech	(H)	72	62
<b>Jan. 6</b>	<b>Vanderbilt</b>	<b>(A)</b>	<b>66</b>	<b>75</b>
Jan. 10	Louisiana State	(A)	76	61
Jan. 12	Tulane	(A)	85	68
Jan. 17	Tennessee	(H)	79	58
Jan. 26	Georgia Tech	(A)	94	70
Jan. 29	Georgia	(H)	108	55
Jan. 31	Florida	(H)	94	51
Feb. 7	Mississippi	(N2)	97	72
<b>Feb. 9</b>	<b>Mississippi State</b>	<b>(A)</b>	<b>58</b>	<b>66</b>
Feb. 14	Notre Dame	(N3)	71	52
Feb. 18	Vanderbilt	(H)	83	71
Feb. 21	Auburn	(H)	75	56
Feb. 23	Alabama	(H)	39	32
Feb. 28	Tennessee	(A)	69	56

#### NCAA TOURNAMENT

(Kentucky represented the SEC in NCAA when champion Miss. State declined the bid.)

(Midwest Regional) Evanston, Ill.

Mar. 13	Louisville		61	76
---------	------------	--	----	----

Date	Team	Site	Ky.	Opp.
Mar. 14	Marquette		98	69
			2126	1737

\* Denotes overtime period.

(N1) Louisville (N3) Chicago, Ill.  
(N2) Jackson, Miss.

### 1959-60—Won 18, Lost 7.

COACH: Adolph Rupp

CO-CAPTS.: Bill Lickert and Don Mills

Dec. 1	Colorado State	(H)	106	73
Dec. 4	UCLA	(A)	68	66
Dec. 5	So. California	(A)	73	87
Dec. 12	St. Louis	(A)	61	73
Dec. 14	Kansas	(A)	77*	72

### UK INVITATIONAL TOURNAMENT

Dec. 18	North Carolina		76	70
Dec. 19	West Virginia		70	79
Dec. 20	Temple	(N1)	97	92
Dec. 28	Ohio State	(H)	96	93
Jan. 2	Georgia Tech	(H)	54	62
Jan. 5	Vanderbilt	(A)	76	59
Jan. 9	Louisiana State	(H)	77	45
Jan. 11	Tulane	(H)	68	42
Jan. 16	Tennessee	(A)	78	68
Jan. 25	Georgia Tech	(A)	44	65
Jan. 27	Georgia	(N2)	84	60
Jan. 29	Florida	(A)	75	62
Feb. 6	Mississippi	(H)	61	43
Feb. 8	Mississippi State	(H)	90	59
Feb. 13	Notre Dame	(H)	68	65
Feb. 16	Vanderbilt	(H)	68	60
Feb. 20	Auburn	(A)	60	61
Feb. 22	Alabama	(N3)	75	55
Feb. 27	Tennessee	(H)	63	65
Mar. 5	Pittsburgh	(H)	73	66

1838 1642

\* Denotes overtime period.

(N1) Louisville (N3) Montgomery, Ala.  
(N2) Columbus, Ga.

### 1960-61—Won 19, Lost 9.

COACH: Adolph Rupp

CAPTAIN: Dick Parsons

Dec. 1	Va. Military Inst.	(H)	72	56
Dec. 3	Florida State	(H)	58	63
Dec. 7	Notre Dame	(N1)	68	62
Dec. 13	North Carolina	(N2)	70	65
Dec. 17	Temple	(A)	58	66

### UK INVITATIONAL TOURNAMENT

Dec. 21	Illinois		83	78
Dec. 22	St. Louis		72	*74
Dec. 31	Missouri	(H)	81	69
Jan. 2	Miami (Ohio)	(H)	70	58
Jan. 7	Georgia Tech	(H)	89	79
Jan. 9	Vanderbilt	(A)	62	64
Jan. 13	Louisiana State	(A)	59	73
Jan. 14	Tulane	(A)	70	72
Jan. 21	Tennessee	(H)	83	54
Jan. 30	Georgia Tech	(A)	60	62
Feb. 4	Florida	(H)	89	68
Feb. 7	Georgia	(H)	74	67
Feb. 11	Mississippi	(N3)	74	60
Feb. 13	Mississippi State	(A)	68	62
Feb. 17	UCLA	(H)	77	76
Feb. 21	Vanderbilt	(H)	60	59
Feb. 25	Alabama	(H)	80	53
Feb. 27	Auburn	(H)	77	51
Mar. 4	Tennessee	(A)	68	61

### SEC PLAYOFF (Knoxville, Tenn.)

(To determine SEC representative in NCAA Tournament after champion Miss. State declined bid. Second place Kentucky and Vanderbilt each had 10-4 records.)

Date	Team	Site	Ky.	Opp.
Mar. 9	Vanderbilt		88	67
Mar. 11	Marquette	(N4)	72	88

### NCAA TOURNAMENT (Midwest Regional) Louisville, Ky.

Mar. 17	Morehead		71	64
Mar. 18	Ohio State		74	87

2027 1858

(N1) Louisville, Ky.

(N2) Greensboro, N. C.

(N3) Jackson, Miss.

(N4) Chicago, Ill.

\* Denotes one overtime period.

### 1961-62—Won 23, Lost 3.

COACH: Adolph Rupp

CAPTAIN: Larry Pursiful

Dec. 2	Miami (Ohio)	(H)	93	61
Dec. 4	So. California	(H)	77	79
Dec. 11	St. Louis	(H)	86	77
Dec. 16	Baylor	(H)	94	60
Dec. 18	Temple	(H)	78	55

### UK INVITATIONAL TOURNAMENT

Dec. 22	Tennessee		96	69
Dec. 23	Kansas St. (championship)		80	67
Dec. 27	Yale	(H)	79	58
Dec. 30	Notre Dame	(N1)	100	53
Jan. 2	Virginia	(H)	93	73
Jan. 6	Georgia Tech	(H)	89	70
Jan. 8	Vanderbilt	(A)	77	68
Jan. 12	Louisiana State	(H)	84	63
Jan. 15	Tennessee	(A)	95	82
Jan. 29	Georgia Tech	(A)	71	62
Jan. 31	Georgia	(N2)	86	59
Feb. 2	Florida	(A)	81	69
Feb. 10	Mississippi	(H)	83	60
Feb. 12	Mississippi State	(H)	44	49
Feb. 19	Vanderbilt	(H)	87	80
Feb. 24	Alabama	(A)	73	65
Feb. 26	Auburn	(A)	63	60
Mar. 5	Tulane	(H)	97	72
Mar. 10	Tennessee	(H)	90	59

SEC CO-CHAMPIONS

### NCAA TOURNAMENT (Midwest Regional) Iowa City, Iowa

Mar. 16	Butler		81	60
Mar. 17	Ohio State		64	74

2141 1704

(N1) Freedom Hall, Louisville

(N2) Ga. Tech Coliseum, Atlanta

### 1962-63—Won 16, Lost 9.

COACH: Adolph Rupp

CAPTAIN: Scotty Baesler

Dec. 1	Virginia Tech	(H)	77	80
Dec. 8	Temple	(A)	56	52
Dec. 12	Florida State	(H)	83	54
Dec. 15	Northwestern	(H)	71	60
Dec. 17	North Carolina	(H)	66	68

### UK INVITATIONAL TOURNAMENT

Dec. 21	Iowa		94	69
Dec. 22	West Va. (Championship)		79	75
Dec. 27	Dartmouth	(H)	95	49
Dec. 29	Notre Dame	(N1)	78	70
Dec. 31	St. Louis	(A)	63	87
Jan. 5	Georgia Tech	(H)	85	**86
Jan. 7	Vanderbilt	(A)	106	82
Jan. 11	Louisiana State	(A)	63	56
Jan. 12	Tulane	(A)	81	72
Jan. 19	Tennessee	(H)	69	*78
Jan. 26	Xavier	(H)	90	76
Jan. 28	Georgia Tech	(A)	62	66
Jan. 31	Georgia	(H)	74	67
Feb. 2	Florida	(H)	94	71

Date	Team	Site	Ky.	Opp.
Feb. 9	Mississippi	(N2)	75	69
Feb. 11	Mississippi State	(A)	52	56
Feb. 18	Vanderbilt	(H)	67	69
Feb. 23	Auburn	(H)	78	59
Feb. 25	Alabama	(H)	80	63
Mar. 2	Tennessee	(A)	55	63

1893 1697

(N1) Louisville (N2) Jackson  
\* Denotes overtime periods

### 1963-64—Won 21, Lost 6.

COACH: Adolph Rupp  
CO-CAPTS.: Cotton Nash and Ted Deeken

Nov. 30	Virginia	(H)	75	64
Dec. 2	Texas Tech	(H)	107	91
Dec. 7	Northwestern	(A)	95	63
Dec. 9	North Carolina	(H)	100	80
Dec. 14	Baylor	(H)	101	65

#### UK INVITATIONAL TOURNAMENT

Dec. 20	Wisconsin		108	85
Dec. 21	Wake Forest		98	75

(Championship)

Dec. 28	Notre Dame	(N1)	101	81
---------	------------	------	-----	----

#### SUGAR BOWL (New Orleans, La.)

Dec. 30	Loyola (La.)		86	64
Dec. 31	Duke (Championship)		81	79

Jan. 4	Georgia Tech	(A)	67	76
Jan. 6	Vanderbilt	(A)	83	85
Jan. 10	Louisiana State	(H)	103	84
Jan. 11	Tulane	(H)	105	63
Jan. 18	Tennessee	(H)	66	57
Jan. 25	Georgia Tech	(H)	79	62
Feb. 1	Florida	(A)	77	72
Feb. 3	Georgia	(A)	103	83
Feb. 8	Mississippi	(H)	102	59
Feb. 10	Mississippi State	(H)	65	59
Feb. 17	Vanderbilt	(H)	104	73
Feb. 22	Auburn	(N2)	99	79
Feb. 24	Alabama	(A)	59	65
Feb. 29	Tennessee	(A)	42	38
Mar. 2	St. Louis	(H)	60	67

#### SEC CHAMPIONS

#### NCAA TOURNAMENT

(Midwest Regional)  
Minneapolis, Minn.

Mar. 13	Ohio University		69	85
Mar. 14	Loyola (Chicago)		91	100

2326 1954

(N1) Louisville  
(N2) Montgomery, Ala.

### 1964-65—Won 15, Lost 10.

COACH: Adolph Rupp  
CAPTAIN: Randy Embry

Dec. 4	Iowa	(H)	85	77
Dec. 7	North Carolina	(N1)	67	82
Dec. 9	Iowa State	(H)	100	74
Dec. 12	Syracuse	(H)	110	77

#### UK INVITATIONAL TOURNAMENT

Dec. 18	West Virginia		102	78
Dec. 19	Illinois		86	91

Dec. 22	St. Louis	(A)	75	80
Dec. 29	Notre Dame	(N2)	97	111
Jan. 2	Dartmouth	(H)	107	67
Jan. 5	Vanderbilt	(H)	79	97
Jan. 9	Louisiana State	(A)	79	66
Jan. 11	Tulane	(A)	102	72
Jan. 16	Tennessee	(A)	58	77
Jan. 18	Auburn	(H)	73	67
Jan. 23	Florida	(A)	68	84

Date	Team	Site	Ky.	Opp.
Jan. 25	Georgia	(A)	102	82
Jan. 30	Florida	(H)	78	61
Feb. 1	Georgia	(H)	96	64
Feb. 6	Mississippi	(H)	102	65
Feb. 8	Mississippi State	(H)	74	56
Feb. 16	Vanderbilt	(A)	90	91
Feb. 20	Auburn	(A)	69	88
Feb. 22	Alabama	(A)	71	75
Feb. 27	Tennessee	(H)	61	60
Mar. 1	Alabama	(H)	78	72

2109 1914

(N1) Charlotte, N. C.  
(N2) Louisville, Ky.

### 1965-66—Won 32, Lost 2.

COACH: Adolph Rupp  
HON. CAPT.: (None)

Dec. 1	Hardin-Simmons	(H)	83	55
Dec. 4	Virginia	(A)	99	73
Dec. 8	Illinois	(A)	86	68
Dec. 11	Northwestern	(H)	86	75

#### UK INVITATIONAL TOURNAMENT

Dec. 17	Air Force		78	58
Dec. 18	Indiana (Championship)		91	56

Dec. 22	Texas Tech	(A)	89	73
Dec. 29	Notre Dame	(N1)	103	69
Jan. 3	St. Louis	(H)	80	70
Jan. 8	Florida	(A)	78	64
Jan. 10	Georgia	(A)	69	**65
Jan. 15	Vanderbilt	(H)	96	83
Jan. 24	Louisiana State	(H)	111	85
Jan. 29	Auburn	(H)	115	78
Jan. 31	Alabama	(H)	82	62
Feb. 2	Vanderbilt	(A)	105	90
Feb. 5	Georgia	(H)	74	50
Feb. 7	Florida	(H)	85	75
Feb. 12	Auburn	(A)	77	64
Feb. 14	Alabama	(A)	90	67
Feb. 19	Mississippi State	(A)	73	69
Feb. 21	Mississippi	(A)	108	65
Feb. 26	Tennessee	(H)	78	64
Mar. 5	Tennessee	(A)	62	69
Mar. 7	Tulane	(H)	103	74

#### SEC Champions

#### NCAA TOURNAMENT

(Midwest Regional—Iowa City, Iowa)

Mar. 11	Dayton		86	79
Mar. 12	Michigan		84	77

(Finals—College Park, Md.)

Mar. 18	Duke		83	79
Mar. 19	Texas Western		65	72

2519 2028

#### INTERNATIONAL UNIVERSITIES TOURNAMENT

Tel Aviv, Israel

Aug. 3	Warsaw Univ.		67	58
Aug. 4	Cambridge Univ.		104	45
Aug. 6	Salonika Univ.		91	60
Aug. 10	Istanbul Univ.		82	36
Aug. 11	Warsaw Univ.		87	57

(Championship)

2950 2284

(N1) Louisville  
\*\* Double overtime

### 1966-67—Won 13, Lost 13.

COACH: Adolph Rupp  
HON. CAPT.: (None)

Dec. 3	Virginia	(H)	104	84
Dec. 5	Illinois	(H)	97	*98
Dec. 10	Northwestern	(A)	118	116
Dec. 13	North Carolina	(H)	55	64

Date	Team	Site	Ky.	Opp.
<b>Dec. 17</b>	<b>Florida</b>	(H)	<b>75</b>	<b>78</b>
UK INVITATIONAL TOURNAMENT				
Dec. 22	Oregon State		96	66
Dec. 23	Kansas St. (Championship)		83	79
<b>Dec. 28</b>	<b>Cornell</b>	(H)	<b>77</b>	<b>92</b>
Dec. 31	Notre Dame	(N1)	96	85
<b>Jan. 5</b>	<b>Vanderbilt</b>	(H)	<b>89</b>	<b>*91</b>
<b>Jan. 14</b>	<b>Florida</b>	(A)	<b>72</b>	<b>89</b>
<b>Jan. 16</b>	<b>Georgia</b>	(A)	<b>40</b>	<b>49</b>
Jan. 21	Auburn	(H)	60	58
<b>Jan. 23</b>	<b>Tennessee</b>	(H)	<b>50</b>	<b>**52</b>
Jan. 28	Louisiana State	(H)	102	72
Jan. 30	Mississippi	(H)	96	53
Feb. 4	Louisiana State	(A)	105	84
Feb. 6	Mississippi	(A)	79	70
<b>Feb. 11</b>	<b>Mississippi State</b>	(H)	<b>72</b>	<b>*77</b>
<b>Feb. 13</b>	<b>Tennessee</b>	(A)	<b>57</b>	<b>76</b>
Feb. 18	Mississippi State	(A)	103	74
Feb. 20	Georgia	(H)	101	76
<b>Feb. 25</b>	<b>Alabama</b>	(A)	<b>71</b>	<b>81</b>
<b>Feb. 27</b>	<b>Auburn</b>	(A)	<b>49</b>	<b>60</b>
<b>Mar. 4</b>	<b>Vanderbilt</b>	(A)	<b>94</b>	<b>110</b>
Mar. 6	Alabama	(H)	110	78

2151 2012

(N1) Louisville

\* Overtime

\*\* Double Overtime

### 1967-68—Won 22, Lost 5.

COACH: Adolph Rupp  
CAPTAIN: Thad Jaracz

Dec. 2	Michigan	(A)	96	79
Dec. 4	Florida	(H)	99	76
Dec. 6	Xavier	(H)	111	76
Dec. 9	Pennsylvania	(H)	64	49
<b>Dec. 12</b>	<b>North Carolina</b>	(N1)	<b>77</b>	<b>84</b>

#### UK INVITATIONAL TOURNAMENT

Dec. 22	Dayton		88	85
Dec. 23	South Carolina		76	66

(Championship)

Dec. 30	Notre Dame	(N2)	81	73
Jan. 6	Vanderbilt	(A)	94	78
Jan. 8	Alabama	(A)	84	76
<b>Jan. 13</b>	<b>Florida</b>	(A)	<b>78</b>	<b>96</b>
Jan. 15	Georgia	(H)	104	73
<b>Jan. 20</b>	<b>Auburn</b>	(A)	<b>73</b>	<b>74</b>
<b>Jan. 22</b>	<b>Tennessee</b>	(A)	<b>59</b>	<b>87</b>
Jan. 27	Louisiana State	(A)	121	95
Jan. 29	Mississippi	(A)	85	76
Feb. 3	Louisiana State	(H)	109	96
Feb. 5	Mississippi	(H)	78	62
Feb. 10	Mississippi State	(A)	92	84
Feb. 12	Tennessee	(H)	60	59
Feb. 17	Mississippi State	(H)	107	81
Feb. 19	Georgia	(A)	106	87
Feb. 24	Alabama	(H)	96	83
Feb. 26	Auburn	(H)	89	57
Mar. 2	Vanderbilt	(H)	85	80

SEC Champions

#### NCAA TOURNAMENT MIDEAST REGIONAL

Lexington, Ky.

Mar. 15	Marquette		107	89
<b>Mar. 16</b>	<b>Ohio State</b>		<b>81</b>	<b>82</b>

2400 2103

(N1) Greensboro, N.C. (N2) Louisville

### 1968-69—Won 23, Lost 5.

COACH: Adolph Rupp  
CAPTAIN: Phil Argento

Nov. 30	Xavier	(H)	115	77
Dec. 2	Miami	(A)	86	77

Date	Team	Site	Ky.	Opp.
<b>Dec. 7</b>	<b>North Carolina</b>	(H)	<b>77</b>	<b>87</b>
Dec. 14	Pennsylvania	(A)	102	78
UK INVITATIONAL TOURNAMENT				
Dec. 20	Michigan		112	104
Dec. 21	Army		80	65
(Championship)				
Dec. 28	Notre Dame	(N1)	110	90
<b>Dec. 31</b>	<b>Wisconsin</b>	(N2)	<b>65</b>	<b>69</b>
Jan. 4	Mississippi	(A)	69	59
Jan. 6	Mississippi State	(A)	91	72
Jan. 11	Florida	(H)	88	67
Jan. 13	Georgia	(H)	88	68
Jan. 18	Tennessee	(A)	69	66
Jan. 25	Louisiana State	(A)	108	96
Jan. 27	Alabama	(A)	83	*70
Feb. 1	Vanderbilt	(H)	103	89
Feb. 3	Auburn	(H)	105	93
Feb. 8	Mississippi	(H)	104	68
Feb. 10	Mississippi State	(H)	91	69
<b>Feb. 15</b>	<b>Florida</b>	(A)	<b>81</b>	<b>82</b>
Feb. 17	Georgia	(A)	85	77
Feb. 22	Louisiana State	(H)	103	89
Feb. 26	Alabama	(H)	108	79
<b>Mar. 1</b>	<b>Vanderbilt</b>	(A)	<b>99</b>	<b>101</b>
Mar. 3	Auburn	(A)	90	86
Mar. 8	Tennessee	(H)	84	69

SEC Champions

#### NCAA TOURNAMENT MIDEAST (Madison, Wisc.)

<b>Mar. 13</b>	<b>Marquette</b>	(N)	<b>74</b>	<b>81</b>
Mar. 15	Miami	(N)	72	71

2542 2199

(N1) Louisville; (N2) Chicago

### 1969-70—Won 26, Lost 2.

COACH: Adolph Rupp  
CO-CAPTAINS: Dan Isel and Mike Pratt

Dec. 1	West Virginia	(H)	106	87
Dec. 6	Kansas	(H)	115	85
Dec. 8	North Carolina	(N1)	94	87
Dec. 13	Indiana	(H)	109	92

#### UK INVITATIONAL TOURNAMENT

Dec. 19	Navy		73	59
Dec. 20	Duke		98	76

(Championship)

Dec. 27	Notre Dame	(N2)	102	100
Dec. 29	Miami (Ohio)	(H)	80	58
Jan. 3	Mississippi	(H)	95	73
Jan. 5	Mississippi State	(H)	111	76
Jan. 10	Florida	(A)	88	69
Jan. 12	Georgia	(A)	72	71
Jan. 17	Tennessee	(H)	68	52
Jan. 24	Louisiana State	(H)	109	96
Jan. 26	Alabama	(H)	86	71
<b>Jan. 31</b>	<b>Vanderbilt</b>	(A)	<b>81</b>	<b>89</b>
Feb. 2	Auburn	(A)	84	83
Feb. 7	Mississippi	(A)	120	85
Feb. 9	Mississippi State	(A)	86	57
Feb. 14	Florida	(H)	110	66
Feb. 16	Georgia	(H)	116	86
Feb. 21	Louisiana State	(A)	121	105
Feb. 23	Alabama	(A)	98	89
Feb. 28	Vanderbilt	(H)	90	86
Mar. 2	Auburn	(H)	102	81
Mar. 7	Tennessee	(A)	86	69

SEC Champions

#### NCAA TOURNAMENT MIDEAST (Columbus, Ohio)

Mar. 12	Notre Dame	(N3)	109	99
<b>Mar. 14</b>	<b>Jacksonville</b>	(N3)	<b>100</b>	<b>106</b>

2709 2253

(N1) Charlotte, N.C.; (N2) Louisville;  
(N3) Columbus, Ohio

Date	Team	Site	Ky.	Opp.
------	------	------	-----	------

**1970-71—Won 22, Lost 6.**

COACH: Adolph Rupp

HON. CO-CAPTAINS: Mike Casey and Larry Steele

Dec. 1	Northwestern	(A)	115	100
Dec. 5	Michigan	(H)	104	93
Dec. 7	West Virginia	(A)	106	100
Dec. 12	Indiana	(A)	95	93

**UK INVITATIONAL TOURNAMENT**

Dec. 18	De Paul		106	85
Dec. 19	Purdue		83	89

(Championship)

Dec. 22	Oregon State	(H)	84	78
Dec. 29	Notre Dame	(N1)	92	99
Jan. 2	Mississippi	(A)	103	95
Jan. 4	Miss. State	(A)	79	71
Jan. 9	Florida	(H)	101	75
Jan. 11	Georgia	(H)	79	66
Jan. 16	Tennessee	(A)	71	75
Jan. 23	Louisiana State	(A)	82	79
Jan. 25	Alabama	(A)	86	73
Jan. 30	Vanderbilt	(H)	102	92
Feb. 1	Auburn	(H)	114	76
Feb. 6	Mississippi	(H)	121	86
Feb. 8	Miss. State	(H)	102	83
Feb. 13	Florida	(A)	65	74
Feb. 15	Georgia	(A)	107	95
Feb. 20	Louisiana State	(H)	110	73
Feb. 22	Alabama	(H)	101	74
Feb. 27	Vanderbilt	(A)	119	90
Mar. 1	Auburn	(A)	102	83
Mar. 6	Tennessee	(H)	84	78

SEC Champions

NCAA TOURNAMENT  
MIDEAST (Athens, Ga.)

Mar. 18	Western Ky. (N2)		83	107
Mar. 20	Marquette (N2)		74	91

2670 2373

(N1) Louisville; (N2) Athens, Ga.

**1971-72—Won 21, Lost 7.**

COACH: Adolph Rupp

HON. CO-CAPTAINS: Stan Key and Tom Parker

Dec. 1	Northwestern	(H)	94	85
Dec. 4	Kansas	(A)	79	69
Dec. 6	Kansas State	(A)	71	64
Dec. 11	Indiana	(N1)	89	*90
Dec. 13	Michigan State	(H)	85	91

**UK INVITATIONAL TOURNAMENT**

Dec. 17	Missouri		83	79
Dec. 18	Princeton		96	82

(Championship)

Dec. 28	Notre Dame	(N1)	83	67
Jan. 8	Mississippi	(H)	93	82
Jan. 10	Mississippi State	(H)	104	76
Jan. 15	Florida	(A)	70	72
Jan. 17	Georgia	(A)	73	85
Jan. 22	Tennessee	(H)	72	70
Jan. 24	Vanderbilt	(H)	106	80
Jan. 29	Louisiana State	(H)	89	71
Jan. 31	Alabama	(H)	77	74

Date	Team	Site	Ky.	Opp.
------	------	------	-----	------

Feb. 5	Vanderbilt	(A)	85	*80
Feb. 7	Auburn	(A)	78	72
Feb. 12	Mississippi	(A)	90	82
Feb. 14	Mississippi State	(A)	63	55
Feb. 19	Florida	(H)	95	68
Feb. 21	Georgia	(H)	87	63
Feb. 26	Louisiana State	(A)	71	88
Feb. 28	Alabama	(A)	70	73
Mar. 6	Auburn	(H)	102	67
Mar. 9	Tennessee	(A)	67	66

SEC Co-Champions (Earned NCAA bid by beating Tennessee twice)

NCAA TOURNAMENT  
MIDEAST REGIONAL  
(Dayton, Ohio)

Mar. 16	Marquette	(N2)	85	69
Mar. 18	Florida State	(N2)	54	73

2311 2093

(N1) Louisville; (N2) Dayton, Ohio

**JOE HALL ERA**

**1972-73—Won 20, Lost 8.**

COACH: Joe B. Hall

HON. CAPTAIN: Jim Andrews

Dec. 2	Michigan State	(A)	75	66
Dec. 4	Iowa	(H)	66	79
Dec. 9	Indiana	(A)	58	64
Dec. 11	North Carolina	(N1)	70	78

**UK INVITATIONAL TOURNAMENT**

Dec. 15	Nebraska		85	60
Dec. 16	Oregon		95	68

(Championship)

Dec. 23	Kansas	(H)	77	71
Dec. 30	Notre Dame	(N1)	65	63
Jan. 6	Mississippi	(A)	58	61
Jan. 8	Mississippi State	(A)	90	81
Jan. 13	Florida	(H)	95	65
Jan. 15	Georgia	(H)	89	68
Jan. 20	Tennessee	(A)	64	65
Jan. 22	Vanderbilt	(A)	75	76
Jan. 27	Louisiana State	(A)	86	71
Jan. 29	Alabama	(A)	95	93
Feb. 3	Vanderbilt	(H)	76	83
Feb. 5	Auburn	(H)	88	57
Feb. 10	Mississippi	(H)	88	70
Feb. 12	Mississippi State	(H)	100	*87
Feb. 17	Florida	(A)	94	83
Feb. 19	Georgia	(A)	99	86
Feb. 24	Louisiana State	(H)	94	76
Feb. 26	Alabama	(H)	111	95
Mar. 3	Auburn	(A)	91	79
Mar. 8	Tennessee	(H)	86	81

SEC Champions

NCAA TOURNAMENT  
MIDEAST REGIONAL  
(Nashville, Tenn.)

Austin Peay	(N2)	106	*100
Indiana	(N2)	65	72

2341 2098

(N1) Louisville; (N2) Nashville, Tenn.)

The most unusual occurrence of the 1909 basketball season at State College was a game which ended in a 23-23 tie with Central, but was turned into a 24-23 victory for State when one of the officials asked if State had been credited with a point awarded on a foul during the second half. The scorekeeper had not heard him make such an award. Central won the return match, 26-20, for the state championship.

## RECORDS SET BY 1972-73 TEAM

### New Record

Fewest Free Throws Attempted—4 Against Tenn., Jan. 20, 1973, and Indiana, Mar. 17, 1973.  
Fewest Free Throws Made—3 Against Indiana, Mar. 17, 1973 in 4 attempts

### Old Record

8 Against W. Texas State, Dec. 1, 1950; Va. Tech, Dec. 28, 1956  
5 Against Ga. Tech, Jan., 31, 1955 in 15 Attempts

### INDIVIDUAL RECORDS (Single Game)

Highest Field Goal Percentage (Min. 10 Made)—84.6 by Tom Kron (Against Alabama Feb. 14, 1966) and Kevin Grevey (Against LSU Feb. 24, 1973)  
81.3 by Jim Line (Against Indiana Central, Dec. 3, 1949 (Made 13 of 16)

### INDIVIDUAL CAREER RECORDS (Varsity Play)

Highest FG Pct.—56.3 by Jim Andrews in 80 Games, 1971-73  
51.8 by Dan Issel in 83 Games, 1968-70  
(Conference Play Only)—56.5 by Jim Andrews in 52 Games, 1971-73  
51.5 by Dan Issel in 54 Games, 1968-70

### MISCELLANEOUS RECORDS

Attendance Highs—  
Two Consecutive Games—31,581 in 1973 (15,581 UK-Austin Peay, 16,000 UK-Indiana—NCAA Mideast Regional at Nashville)  
30,536 in 1965 (18,000 UK-Notre Dame, 12,536 UK-St. Louis)

### MEMORIAL COLISEUM RECORDS

Most PF's, Both Teams—62 (UK vs. Auburn 31, Feb. 5, 1973)  
61 (UK 27 vs. Mississippi 34, Feb. 6, 1965)

---

Manager of the 1904 State College (now UK) basketball team was Leander Andrus, who refereed State's opening game, a 26-11 loss to Georgetown.

---

University of Kentucky basketball was first introduced to the dribble Feb. 9, 1911 in a 37-19 loss to Ohio Wesleyan at Delaware.

---

J. J. Tigert, who coached the UK basketball team in 1912-13, was a doctor of philosophy who later was president of the University of Florida and U.S. Commissioner of Education.

---

Against Alabama Feb. 1, 1926, University of Kentucky players nursed a lead in the final three minutes and held the ball while the Tide players waited patiently for them to do something. The Wildcats did nothing and won.

## WHO WERE THE 'FABULOUS FIVE'?

The most frequently asked question tossed at basketball historians and sports authorities is "Who were the 'Fabulous Five' of Kentucky?" The answer is Alex Groza (center), Ralph Beard and Kenny Rollins (guards), Wah Wah Jones and Cliff Barker (forwards). This famous 1948 team, captained by Rollins, won 36 and lost 3 while sweeping to Kentucky's first NCAA title and went on to participate as a unit in the Olympic Games—helping the USA team capture the world championship. Rollins graduated after the '48 season, but the remaining foursome continued to play havoc with collegiate basketball and copped another NCAA title for Kentucky in 1949 on a record of 36-2.



# 1973-74 — SOUTHEASTERN CONFERENCE BASKETBALL SCHEDULE

Date	ALABAMA	AUBURN	FLORIDA	GEORGIA	KY.	L.S.U.	OLE MISS	MISS. ST.	TENN.	VANDY
Nov. 30	Ga. Tech	Clemson		LSU-No					N. Tex. St.	
Dec. 1		Tourney	S. Florida		Miami, O. Kansas	Wash. St. Un. Reno	Texas	Charleston		Rice
Dec. 3			Sewanee				Charleston	Texas		Tex. Tech
Dec. 4		W. Carolina								
Dec. 5									Marquette	
Dec. 6	Ohio State									
Dec. 7										
Dec. 8		Va. Tech	Houston		Ind., L'ville N. Carolina, Gr'nshoro	Pacific	Arkansas			Vanderbilt Invit.
Dec. 10	Va. Tech								S. Florida	
Dec. 11										Memphis St.
Dec. 12				Ath. Action			S. Miss.			
Dec. 13		Ga. Tech			Iowa					Samford
Dec. 14										
Dec. 15				La. Col.						
Dec. 17			Cen. Mo.	N.C. State						
Dec. 18										
Dec. 19						Tulane				
Dec. 20						Samford				
Dec. 21				Dayton	Kentucky Invit.	Iona	E. Ill.	Hstn. Bapt.		Kansas
Dec. 22	Connecticut Classic	Sun Bowl	Va. Tech	Classic						
Dec. 26			Gator Bowl							
Dec. 27						Tulane				
Dec. 28	Hol. Classic, Louisville				N. Dame, Louisville		Pacemaker Classic			
Dec. 29								C.B.C.		Vermont
Dec. 30				Vermont		Boston U.				
Dec. 31										

Rainbow Cl.,  
Honolulu  
Dec. 26  
through  
Dec. 30

1974		Sou. III.	
Jan. 2	Vanderbilt	Ole Miss	Georgia
Jan. 5	Tennessee	Kentucky	Florida
Jan. 7	Miss. St.	Florida	Vanderbilt
Jan. 10	Ole Miss	Georgia	S. Florida
Jan. 12	Kentucky	Auburn	Alabama
Jan. 14	Florida	Tennessee	LSU
Jan. 16	Florida	Miss. St.	Alabama
Jan. 19	Vanderbilt	Alabama	Georgia
Jan. 21	Miss. St.	Georgia	Auburn
Jan. 23	Ole Miss	Florida	Tennessee
Jan. 26	LSU	Alabama	Ole Miss
Jan. 28	Georgia	Georgia	Florida
Feb. 2	Florida	Alabama	Vanderbilt
Feb. 4	Auburn	Georgia	Miss. St.
Feb. 9	Vanderbilt	Tennessee	LSU
Feb. 11	Tennessee	Ole Miss	Georgia
Feb. 16	Miss. St.	Florida	Auburn
Feb. 18	Ole Miss	Vanderbilt	Tennessee
Feb. 23	LSU	Miss. St.	Alabama
Feb. 25	Kentucky	LSU	Florida
Feb. 28	Georgia	Alabama	Auburn
Mar. 2	Ga. Tech	Vanderbilt	Miss. St.
Mar. 4	Florida	Auburn	Ole Miss
Mar. 7	Auburn	Tennessee	LSU
Mar. 9	Vanderbilt	Ga. Tech	Georgia
			Florida

Bold face denotes home games; light face, away.

## TELEVISION COVERAGE

Kentucky basketball games in Memorial Coliseum and Freedom Hall may be seen on a delayed television network this year.

Wildcat games in the University of Kentucky Invitational Tournament will be telecast live if both sessions are sellouts, otherwise, it will be on a delayed basis.

Tipoff time for regular season games is 11:30 p.m., EST.

UKIT tipoff is approximately 9:30 p.m. Dec. 21 and at the same time Dec. 22 if they win their first game. A loss would put them in the consolation game at 7:30 p.m.

The following stations are included in the network:

Channel 3 — WAVE-TV, Louisville (Flagship Station)

Channel 27 — WKYT-TV, Lexington

Channel 29 — WDXR-TV, Paducah

Channel 57 — WKYH-TV, Hazard

Channel 14 — WFIE-TV, Evansville, Ind.

## KENTUCKY'S HOME ATTENDANCE

Year	No. Games	Attendance	Average
1972-73	13	150,856	11,604
1971-72	13	150,297	11,561
1970-71	13	152,471	11,728
1969-70	15	181,295	12,086
1968-69	13	165,500	11,821
1967-68	16	178,000	11,333
1966-67	13	136,588	10,502
1965-66	13	149,571*	11,505
1964-65	14	151,000	10,786
1963-64	14	165,650	11,117
1962-63	15	153,132	10,208
1961-62	16	165,495	10,343
1960-61	14	129,978	9,284
1959-60	13	138,995	10,692
1958-59	15	177,824	11,855
1957-58	13	124,461	9,574
1956-57	14	129,733	9,266
1955-56	13	126,104	9,700

\* Season high in the nation.

