

UNIVERSITY OF KENTUCKY



UK INVITATIONAL
TROPHY '63

1963-64

BASKETBALL FACTS

FOR PRESS RADIO TV

UNIVERSITY OF KENTUCKY 1963-64 BASKETBALL SCHEDULE

| 1963 | Opponent | Site | Starting Time |
|-------------------------|---|--|---------------|
| Nov. 30 (Sat.) | Virginia | Lexington | 8:00 p.m. EST |
| Dec. 2 (Mon.) | Texas Tech | Lexington | 8:00 p.m. EST |
| Dec. 7 (Sat.) | Northwestern | Evanston | 8:00 p.m. CST |
| Dec. 9 (Mon.) | North Carolina | Lexington | 8:00 p.m. EST |
| Dec. 14 (Sat.) | Baylor | Lexington | 8:00 p.m. EST |
| Dec. 20-21 (Fri.-Sat.) | U.K. Invitational Tournament..... (Wake Forest, Princeton, Wisconsin, Kentucky) | Lexington 7:30 and appx. 9:30 p.m. EST (both nights) | |
| Dec. 28 (Sat.) | Notre Dame | Louisville | 8:00 p.m. EST |
| Dec. 30-31 (Mon.-Tues.) | Sugar Bowl Tournament .. (Duke, Auburn, Loyola, Kentucky) | New Orleans | * |
| 1964 | | | |
| Jan. 4 (Sat.) | Georgia Tech | Atlanta | 8:00 p.m. EST |
| Jan. 6 (Mon.) | Vanderbilt | Nashville | 8:00 p.m. CST |
| Jan. 10 (Fri.) | Louisiana State | Lexington | 8:00 p.m. EST |
| Jan. 11 (Sat.) | Tulane | Lexington | 8:00 p.m. EST |
| Jan. 18 (Sat.) | Tennessee | Lexington | 8:00 p.m. EST |
| Jan. 25 (Sat.) | Georgia Tech (TV Game) | Lexington | 3:30 p.m. EST |
| Feb. 1 (Sat.) | Florida | Gainesville | 8:15 p.m. EST |
| Feb. 3 (Mon.) | Georgia | Athens | 8:00 p.m. EST |
| Feb. 8 (Sat.) | Mississippi | Lexington | 8:00 p.m. EST |
| Feb. 10 (Mon.) | Mississippi State | Lexington | 8:00 p.m. EST |
| Feb. 17 (Mon.) | Vanderbilt | Lexington | 8:00 p.m. EST |
| Feb. 22 (Sat.) | Auburn (TV Game) | Auburn | 2:30 p.m. CST |
| Feb. 24 (Mon.) | Alabama | Tuscaloosa | 8:00 p.m. CST |
| Feb. 29 (Sat.) | Tennessee (TV Game) | Knoxville | 3:30 p.m. EST |
| Mar. 2 (Mon.) | St. Louis | Lexington | 8:00 p.m. EST |

* First game opening night starts 7:30 p.m. CST.

First game second day starts 1:15 p.m. CST.

(NOTE: UK Freshman schedule on inside back cover. Other dates to remember—NCCA First Round March 7-9-10 at sites to be decided, Midwest Regional March 13-14 at Minneapolis, Finals March 20-21 at Kansas City. East-West College All-Star Game March 28 at Lexington. State High School Tournament March 18-21 at Lexington.)

University of Kentucky

Basketball Facts — 1963-64

INDEX

| | | | |
|-------------------------------|-------------|-----------------------------|--------------|
| All-Americans, All-Conference | 30-31 | Outlook Story | 19-20 |
| Asst. Coach Lancaster | 15 | Pictures (Varsity-Frosh) | 43-46 |
| Asst. Coach Reed | 16 | Polls | 66 |
| Athletics At Kentucky | 5 | Records (Varsity) | 67-73 |
| Athletic Director Shively | 7-8 | Records vs. All Opponents | 75-77 |
| Background Briefs (Player | | Review — 1962-63 | 21 |
| Sketches) | 32-42 | Rosters (Varsity-Frosh) | 44-45 |
| Coach Rupp | 11-13 | Rupp and UK Winningest | 62-63 |
| Coaches Through Years | 16 | Rupp Era—Milestones | 14 |
| Coliseum | 60-61 | Schedule Details | 47-59 |
| Colors | 74 | Schedule (Varsity) | Inside Front |
| Fabulous Five | 20 | Scores | 80-92 |
| Frosh Record | 74 | Season Record—1962-63 | 22 |
| Frosh Schedule—1963 | | SEC Cage Champs By Years | 23 |
| Results | Inside Back | SEC Composite Standings | 23 |
| Greatest Team, Player, Thrill | 20 | SEC Final Standings—1962-63 | 21 |
| Home Floor Losses | 9 | Statistics | 64 |
| Hotels on the Road | 9 | Time Play—High Games | 65 |
| Invitational Tournament | 24-26 | To Press-Radio-TV | 3 |
| Kentucky In SEC | 23 | Top All-Time Scorers | 65-66 |
| Kuhn-Brown-Hukle | 17 | Tournament Trail | 27-29 |
| Lettermen Through Years | 78-79 | T-Viewing The Wildcats | 61 |
| Mascots' Names | 63 | University of Kentucky | 5 |
| Medal-Trophy Winners | 29-30 | UK General Information | 2 |
| NCAA Champions | 8 | Wildcats Are Popular | 63 |
| NCAA In Memorial Coliseum | 8 | Wildcats At A Glance | 18 |
| Nickname, Origin Of | 2 | | |

Editor: KEN KUHN, Director of Sports Publicity

UNIVERSITY OF KENTUCKY

General Information

LOCATION—Lexington, Ky., a community of 100,000 in the heart of Kentucky's famed Blue Grass region. Renowned as the world capital of the thoroughbred horse industry and known also as the world's largest loose-leaf tobacco market.

FOUNDED—1865

ENROLLMENT—12,000

PRESIDENT—Dr. John W. Oswald

EXECUTIVE VICE-PRESIDENT—Dr. A. D. Albright

VICE-PRESIDENT, MEDICAL CENTER—Dr. William Willard

FACULTY CHAIRMAN OF ATHLETICS—Dr. William Matthews
(UK's faculty representative to Southeastern Conference)

DIRECTOR OF PUBLIC RELATIONS—R. W. Wild

CONFERENCE—Southeastern (member since founding in 1933)

NICKNAME OF TEAMS—Wildcats

COLORS—Blue and White

MASCOT—"Tucky" (stuffed wildcat)

FIGHT SONG—"On, On U. of K."

BAND—Varsity (Director Phil Miller)

STADIUM—McLean Stadium on Stoll Field (capacity 37,500)

GYMNASIUM—Memorial Coliseum (capacity 11,500)

Athletics Staff

DIRECTOR OF ATHLETICS—Bernie Shively (Illinois '27)

HEAD BASKETBALL COACH—Adolph Rupp (Kansas '23)

ASSISTANT COACHES—Harry Lancaster and Neil Reed

HEAD COACHES OTHER SPORTS—**Football:** Charlie Bradshaw, **Baseball:** Harry Lancaster, **Track and Cross Country:** Bob Johnson, **Tennis:** Dick Vimont, **Golf:** Dr. L. L. Martin, **Swimming:** Algie Reece, **Rifle:** Major Robert Weaver.

TICKET SALES MANAGER—Harvey Hodges

ACCOUNTANT—Julien Harrison

BASKETBALL TRAINER—Joe Brown

BASKETBALL EQUIPMENT MANAGER—George Hukle

SPORTS PUBLICITY DIRECTOR—Ken Kuhn (Michigan State '42)

ORIGIN OF "WILDCATS" NICKNAME

Kentucky's athletic teams are known to sports fans as the Wildcats. This first and only nickname borne by University varsities had its origin in 1909 in a speech made by Commandant Corbusier, then head of the military department of old State College. Speaking to a chapel audience of students on the showing of the Kentucky football team in defeating Illinois six to two, the Commandant declared "they fought like Wildcats." The tag was popularized by word of mouth and by the press with the result that it has since become synonymous with all major Kentucky athletic teams.

While the name is old in origin, no claim is made regarding precedence over similar nicknames boasted by Northwestern, Villanova and about 10 other major athletic teams.

An alumnus in 1947 presented a live Kentucky Wildcat to SUKY, student pep organization. Named "The Colonel," the cat served as a live mascot for UK teams until his death in 1955. The current mascot is a stuffed wildcat obtained from a Brooklyn taxidermist just before the 1958 football season and named "Tucky."

TO THE PRESS AND RADIO-TV

Here is your copy of the 1963-64 facts booklet on Kentucky basketball which we sincerely hope will aid you in covering and answering questions on the Wildcats this season. If you desire additional information, special stories, pictures or have questions not answered herein, please feel free to contact the Sports Publicity Office in Memorial Coliseum (Telephone 252-2200, Ext. 2241).

KEN KUHN
Director of Sports Publicity

Miss Barbara King
Secretary

Ronnie Cathey
Student Assistant

Information

WORKING TICKETS—Address requests to Sports Publicity Office as far in advance as possible. Tickets will not be mailed unless requested and will be held at the Reservation Window at the main entrance of Memorial Coliseum for pickup on game night.

PRESS DOOR—Entrance to the area set aside for press and radio should be via the Press Door located to the extreme left of the Coliseum entrance foyer.

COMPS—No individual game allotment.

WESTERN UNION—Wire facilities are available at court side. Please advise if you will be filing from the Coliseum and also notify manager of Western Union in Lexington.

RADIO BROADCASTS—Applications must be directed at least one week in advance to Radio Director, University of Kentucky, Lexington. Tickets will be supplied by the Sports Publicity Office only upon receipt of approved permit from the Radio Director. Spotters are available if requested in advance. Line orders should be made to General Telephone Company, Lexington. Broadcast accommodations are at the press tables located on side court at floor level.

TV AND MOTION PICTURES—News clip film highlights will be furnished to TV stations or newsreel agencies at actual cost upon arrangement at least one week in advance. Stations or agencies desiring to shoot own film must make application to the University Radio Director at least one week in advance. Forms may be signed to cover the entire season. Tickets will be issued by the Sports Publicity Office only upon receipt of approved permit. A maximum of 200 feet of filmed highlights may be shown on a delayed basis. Live TV coverage prohibited except under arrangements made with UK Athletic Director. Photographers are restricted to working areas at either end of the floor adjacent to team benches.

SERVICES—Working press and radio will be furnished game programs, brochures, running play-by-play, halftime quickie box and final statistics in the form of a complete, seven-column dittoed box score.



JOHN W. OSWALD
President
University of Kentucky



THE UNIVERSITY OF KENTUCKY

. . . The State Is Our Campus

Located in Lexington, an urban community of over 100,000 population in the heart of Kentucky's famed Blue Grass region, University of Kentucky is a state-supported, land-grant institution now approaching its centennial year to be celebrated in 1965.

The present school, which currently enrolls about 12,000 students and offers instruction in 10 academic colleges plus a Graduate School and a division of Extended Programs, had its beginnings in 1865 when it was established as a part of old Kentucky University. This action by the State Legislature united sectarian and public education under one organization for the first time. Federal funds authorized under the Morrill Act were used to develop agriculture and mechanical arts within KU and, in 1878, A&M College was separated from KU to become a separate state institution on the general site of what is now the 706-acre main campus. Name changes in 1908 and 1916 resulted in the title by which the school is now known.

A new chief administrative officer, Dr. John W. Oswald, took over reins of the University for the 1963-64 school year. The 46-year-old new president, who succeeds Dr. Frank Dickey, has an athletic background including collegiate football play at De-Pauw and letters in basketball and track. He was selected on the Sports Illustrated Silver Anniversary All-America Team in 1962. Dr. Oswald, whose special field is plant pathology, comes to Kentucky from a position as vice-president-administration, Statewide University, University of California.

The University is on the approved list of the Association of American Universities and is a member of the Southern Association of Colleges and Secondary Schools. It is fully accredited in its respective colleges and departments by all of the major professional societies and educational organizations.

ATHLETICS AT KENTUCKY

Kentucky's athletic program, a well-balanced and ambitious activity featuring inter-collegiate competition in nine different sports, is organized under the Department of Athletics and a corporation known as the University of Kentucky Athletics Association.


The program is conducted without overemphasis or sacrifice of educational objectives and in strict compliance with the rules of the University, the Southeastern Conference and the National Collegiate Association.

A board of directors, headed by University President John W. Oswald in the capacity of chairman, maintains overall policy supervision of the athletic program. In addition to the UK President, board officers include Dr. A. D. Albright as vice-chairman and Dr. W. L. Matthews in the capacity of secretary. Twelve other men, drawn from the University faculty and the general public, also serve on the board as appointees of the president as does a student representative.

Supervising the steady growth and balanced development of one of the nation's top athletic programs is Bernie A. Shively, a former Illinois grid All-American and a veteran of 25 years in the post of Director of Athletics.

The Association's Board of Directors is composed of the following:

| | | |
|------------------------------------|---------------------|--------------------------|
| Dr. John W. Oswald, Chairman | Dr. Aubrey J. Brown | Prof. John Kuiper |
| Dr. W. L. Matthews, Jr., Secretary | Dr. Loren Carlson | Robert Stephens |
| Dr. A. D. Albright, | Dr. Thomas Clark | Dr. D. V. Terrell |
| Vice Chairman | Dr. Lyman Ginger | Prof. William A. Tolman |
| James B. Allen | Dr. A. D. Kirwan | Floyd Wright |
| Dr. Ralph Angelucci | | (Student Representative) |



DIRECTOR OF ATHLETICS BERNIE A. SHIVELY

Supervising the steady growth and balanced development of one of the nation's top athletic programs is the Herculean task being carried out successfully by Bernie A. Shively.

Few who have observed the untiring efforts of the tall, silver-haired former All-America footballer in the service of the University of Kentucky since 1927 and as Director of Athletics since 1938 will argue his fitness as an athletic Hercules. Not only has Shively guided the development of Kentucky as a nationally-respected power in major sports, but he has also gained personal prestige through a fair-minded approach to many problems.

During his quarter-century tenure as Athletic Director, Shively has directly supervised major expansions in Kentucky's athletic plant resulting from the progression of the school's football and basketball teams to greater national prominence and increased patronage by the sports-minded public.

The seating capacity of Kentucky's football stadium, McLean Stadium on Stoll Field, has been doubled to bring the current number of seats to approximately 37,500 and on par with most other schools located in heavier-populated areas. Powerful lighting equipment also was installed during the 1948-49 construction and a new-type "iodized" light put up in 1961 to bring night football into new popularity. Partly to satisfy the overwhelming number of basketball devotees, who could not squeeze into the 2,800-seat Alumni Gymnasium, a long-planned Memorial Coliseum was completed in 1950. Seating 11,500 persons for cage contests, the four-million dollar Coliseum also houses the Athletic Department. More recently, Shively directed the acquisition of a pair of modern, ranch-style living units which have served as the home of the football team since 1954. "Wildcat Manor" and "Kitten Lodge" replace three frame houses which the gridders had occupied since 1949.

Plans Spacious New Sports Center

A large dressing room building and football practice field, used since 1955, was abandoned in 1959 to make way for a huge new men's dorm. Under Shively's supervision, a spacious new Sports Center was prepared a short distance away on the University farm to take even better care of the footballers and spring sports teams. The Sports Center is generally regarded as one of the finest sports facilities in the nation.

Stoll Field recently underwent, with Shively's supervision, a major "face-lifting" to improve its playing surface and the view of the fans sitting in the lower rows of the stands.

Born in Oliver, Ill., May 26, 1903, Shively attended Paris (Ill.) High school and there began his athletic career by participating in track and football. Although he was considered an outstanding backfield man in high school, Shively didn't attract the serious attention of collegiate scouts. He entered Illinois and tried out for the football team on his own. From that humble beginning, Shively went on to become a great guard under Coach Bob Zuppke on the same Illini team made famous by the immortal Red Grange.

Shively played two years with Grange, running interference for the "Galloping Ghost" and made All-America in 1926 as a senior despite a bad knee that handicapped his playing. He also won the heavyweight wrestling championship of the Big 10 and was a standout in track to rank as one of the finest all-around athletes in Illinois' history.

Shively came to Kentucky in 1927 as line coach of football under Harry Gamage and six years later was named head of the UK Physical Education Department. He succeeded Chet Wynne as Athletic Director in 1938. During this period and the years following, he also served as track and baseball coach for several seasons and

continued to assist the football staff as line coach until 1944. The next year, 1945, he assumed full charge of the grid squad for one season before turning the job over to mentor Paul (Bear) Bryant in 1946.

The Kentucky Athletic Director is currently chairman of the NCAA Basketball Tournament Committee and for the past 10 years has been president of the Southeastern Conference Coaches and Athletic Directors Association. He served as chairman of the SEC Basketball Committee for a number of years and is a past chairman of the NCAA summer baseball group.

Shively and his wife, Ruth, have two children. Doug was a star end on the UK grid team for three years ending in 1958 and is now coaching at VPI while daughter Suzanne was a Phi Beta Kappa graduate in 1957.

THE NCAA IN MEMORIAL COLISEUM

University of Kentucky's specious Memorial Coliseum, one of the largest and finest basketball arenas in the South, has been the site of portions of the NCAA Tournament six times since its completion in 1950. First round playoffs were staged in the UK Coliseum in 1955, 1959, 1960 and 1962 while regional tournaments were held in the building in both 1957 and 1958. The Wildcats played in the two regional eliminations, being eliminated by Michigan State in '57 and defeating Miami (Ohio) and Notre Dame in '58 enroute to its fourth and last National Championship.

ON THE TRAIL OF TITLES — NCAA CHAMPIONS

| | | | | | |
|------|--------------|-------------|-----------------|-------------|------------------|
| 1939 | Oregon | 1948 | Kentucky | 1956 | San Francisco |
| 1940 | Indiana | 1949 | Kentucky | 1957 | North Carolina |
| 1941 | Wisconsin | 1950 | CCNY | 1958 | Kentucky |
| 1942 | Stanford | 1951 | Kentucky | 1959 | California |
| 1943 | Wyoming | 1952 | Kansas | 1960 | Ohio State |
| 1944 | Utah | 1953 | Indiana | 1961 | Cincinnati |
| 1945 | Oklahoma A&M | 1954 | LaSalle | 1962 | Cincinnati |
| 1946 | Oklahoma A&M | 1955 | San Francisco | 1963 | Loyola (Chicago) |
| 1947 | Holy Cross | | | | |

HOME FLOOR LOSSES SINCE 1943

(Total of 18)

| Date | Opponent | Score | Margin |
|---------------|-----------------------------|---------|--------|
| Jan. 8, 1955 | Georgia Tech | 59-58 | 1 |
| Dec. 10, 1955 | Temple | 73-61 | 12 |
| Dec. 21, 1955 | Dayton (UKIT) | 89-74 | 15 |
| Dec. 10, 1956 | St. Louis | 71-70 | 1 |
| Mar. 16, 1957 | Michigan State (NCAA) | 80-68 | 12 |
| Dec. 20, 1957 | West Virginia (UKIT) | 77-70 | 7 |
| Dec. 19, 1959 | West Virginia (UKIT) | 79-70 | 9 |
| Jan. 2, 1960 | Georgia Tech | 62-54 | 8 |
| Feb. 27, 1960 | Tennessee | 65-63 | 2 |
| Dec. 3, 1960 | Florida State | 63-58 | 5 |
| Dec. 22, 1960 | St. Louis (UKIT) | 74-72* | 2 |
| Dec. 4, 1961 | Southern California | 79-77 | 2 |
| Feb. 12, 1962 | Mississippi State | 49-44 | 5 |
| Dec. 1, 1962 | Virginia Tech | 80-77 | 3 |
| Dec. 17, 1962 | North Carolina | 68-66 | 2 |
| Jan. 5, 1963 | Georgia Tech | 86-85** | 1 |
| Jan. 19, 1963 | Tennessee | 78-69 | 9 |
| Feb. 18, 1963 | Vanderbilt | 69-67 | 2 |

* One overtime period.

** Double overtime.

Points for UK—1203

Points against—1301

Average loss margin—5.4

(Kentucky's home floor winning streak started against Ft. Knox on Jan. 4, 1943, following a loss to Ohio State two nights earlier. Before Ga. Tech snapped the string, the Wildcats had posted a national record 129 consecutive victories. All told, since the Ohio State loss, the Ruppmen have won 237 and lost only 18 at home. Since Memorial Coliseum became the home floor at the start of the 1950-51 season, the record is 153-18.)

KENTUCKY HOTEL HEADQUARTERS ON THE ROAD

| | |
|--|------------------------|
| Northwestern at Evanston on Dec. 7 | Orrington Hotel |
| Notre Dame at Louisville on Dec. 28 | Kentucky Hotel |
| Sugar Bowl Tournament at New Orleans on Dec. 30-31 | Jung Hotel |
| Georgia Tech at Atlanta on Jan. 4 | Georgian Terrace Hotel |
| Vanderbilt at Nashville on Jan. 6 | Noel Hotel |
| Florida at Gainesville on Feb. 1 | Holiday Inn Motel |
| Georgia at Athens on Feb. 3 | Holiday Inn Motel |
| Auburn at Auburn on Feb. 22 | Heart of Auburn Motel |
| Alabama at Tuscaloosa on Feb. 24 | Hotel Stafford |
| Tennessee at Knoxville on Feb. 29 | Farragut Hotel |



ADOLPH FREDERICK RUPP "Nation's Winningest Basketball Coach"

33 Years — Won 684, Lost 134 — 83.6%

For over three decades, the sports world has watched an amazing record being forged with near perfection out of meager raw material by a colorful figure in the Blue Grass country of Kentucky known familiarly to hundreds of thousands as the "Man in the Brown Suit."

He is Adolph Rupp of Kentucky and when the sport of basketball is mentioned today, a direct chain of thought brings out the name of this maker of champions who holds undisputed rank as the "Nation's Winningest Basketball Coach." The name of Rupp, feared and respected in opponents' hearts and beloved by the millions who have witnessed the remarkable success of his Wildcat cage teams, has become synonymous with the game of basketball.

Such unprecedented recognition for the fabulous mentor is only natural since his success in the past 33 years as head man of the fabled Kentucky cage thoroughbreds has been nothing short of phenomenal. It would take a book longer than his own technical best-seller, "Championship Basketball," to recite the record completely. Briefly, however, that record includes:

- An amazing 684 victories out of 818 starts for an unparalleled winning percentage of better than 83 percent against major competition.
- Certification by the NCAA Service Bureau as the nation's most successful collegiate basketball coach, both for the decade ending in 1961 and at the 20-year level.
- One of only three still-active collegiate cage coaches with "membership" in the exclusive 600 club in which the dues are 600 victories. And he is looking for No. 700 this season.
- Selection as the national "Coach of the Year" in 1959 for the second time in his career.
- An unprecedented honor roll of four NCAA Tournament championships picked up by his Wildcats who hold the all-time record of 13 appearances in the national classic and can claim more victories in NCAA play (23) than any other team.
- A nominal world's championship as co-coach of the successful USA entry in the 1948 Olympic Games which included members of Kentucky's NCAA champions.
- Producer of more Olympic gold medallion winners (7) than any other cage coach.
- An all-time record total of 20 Southeastern Conference titles since the league was organized in 1933.
- Election to the Naismith Memorial Basketball Hall of Fame in 1959 and previous selection (in 1946) by Helms Athletic Foundation as a member of their exclusive Hall of Fame.
- Trustee and member of selection and honors committees of Basketball Hall of Fame. Also chairman NABC Hall of Fame Committee and headed the group last last winter picked players to appear in East-West All-Star Game benefitting the Hall of Fame.
- Recipient of the Governor's Medallion in 1959 for meritorious service to the Commonwealth of Kentucky and plaques of appreciation from the U.S. Air Force (1959) and Sugar Bowl committee (1951).
- Election to the Kentucky Hall of Fame (1945), outstanding citizen of Lexington (1949) and twice honorary citizen of the City of New Orleans.
- Coach of the winning East team in the Shrine East-West game 1959.
- Development of more All-Americans (20 players honored 29 times) and more material for the pro ranks (21) than any other coach.
- Four Sugar Bowl Tournament championships, a National Invitation Tournament title and five trophies from the first nine UK Invitational Tournaments.
- Membership on the NCAA Basketball Rules Committee.

Rupp's Teams Play In Most Tournaments

Tournament invitations in pre-Rupp years were almost unheard of—Kentucky played in only seven sectional eliminations. In contrast, the Rupp-led Wildcats have the distinction of playing in more tournaments of all types than any other team. All told, his Bluegrass fives have achieved the unequalled feat of 139 victories against only 38 defeats, covering action in 38 national classics plus 29 conference meets and the '48 Olympics.

Although the competition was nowhere near as rugged as the schedules played by today's nationally-recognized Wildcat brigades, Rupp's very first team compiled a highly-successful, 15-3 record and Kentucky basketball has been on a winning plane ever since. The most games lost in a single season since Rupp added his touch were nine in 1960-61 and again last season. The remarkably low average number of losses per season in the Rupp Era is three.

Rupp's teams have finished as national champion in the press association polls four times in the last 14 years. They were unranked in the top 20 only in the 1952-53 campaign, when they were idle, and last season. Possibly his greatest achievement came in the 1953-54 season when the Wildcats rolled unchecked through a 25-game schedule of top-flight opposition to become the biggest-winning, perfect-record unit in all basketball history up to that time.

Rivaling that achievement, in the opinion of the sportswriters and broadcasters, is the tremendous coaching jobs turned in by the basketball miracle man in more recent seasons. Seven years ago, Rupp guided a moderately talented club to an 18th SEC title, third place in the polls and a ninth NCAA Tournament appearance while achieving a 23-5 record. The surprised experts, who had predicted UK would not win its own conference, voted Coach Rupp the runner-up spot as 1957 "Coach of the Year."

Even that effort went by the boards in 1958, however, as Kentucky's talentless wonders copped the NCAA title for an unprecedented fourth time. The Wildcats were unsung and almost unknown except by reputation and heritage. Not a single man had been honored on the All-Conference fives selected before tournament time and they had lost more games (6) in regular season play than any UK team in 17 years.

Wins National 'Coach of Year' Honor

If the experts thought that was tops in miracles, they reckoned without the amazing drive of this man Rupp. With four-fifths of his starting lineup gone, he re-built shattered foundations in such an astonishing fashion that the Wildcats rolled through the 1959 season almost unchecked. Although they failed to win the title in their increasingly-tough Southeastern Conference for only the third time since 1943, UK was generally conceded to be the nation's top team. Most experts agreed that the Kentuckians, who finished with a 24-3 record and ranked second nationally, missed a golden opportunity to pick up a fifth NCAA crown as they were upset by Louisville in the tourney opener. This feeling was given meaning as Rupp was accorded "Coach of the Year" honor by United Press International.

The 1959-60 season admittedly was not a great one as the UKats chalked up only an 18-7 mark—second worst season of the Rupp Era. However, many experts considered the outcome to be a tribute to one of the greatest coaching efforts ever turned in. Plagued from the beginning of the season to the end by adversity (sickness, injuries, eligibility difficulties and personnel problems, complete disaster was always imminent and avoided only by masterful juggling (16 different starting combos) and artful strategy moves.

It was a similar story of great coaching technique against the heavy odds of personnel and schedule in 1960-61. Although the final record read only 19-9 (worst ever for a Rupp team), a closer look reveals the touch of Rupp was there for the Wildcats were regrouped into a fearsome outfit after early troubles and rolled to 11 wins in their last 12 starts. Enroute they conquered eventual SEC champ Mississippi State on the road and demolished Vanderbilt in a SEC Playoff for an NCAA berth. They never ran out of gas until stopped by Ohio State in regional finals.

There was no way of anticipating the tremendous season that evolved in 1961-62 except to depend on the proven touch of master rebuilders Rupp. He had done it before, but losing four starters off the "worst" team of his career (19-9 in '61) presented a terrific challenge. Undaunted by odds, Coach Rupp guided his "Fearless Five" past challenge after challenge, copping the title in the UK Invitational and cornering a share of the SEC championship for the 20th time. Finally, critical lack of height and bench strength caught up with the 'Cats in the NCAA Regional finals and they put gear away until next year with an amazing, 23-3 record that even Rupp admitted was "one of the most surprising ever."

Not much could be said for 1962-63, which resulted in the posting of the poorest record ever (16-9) of the Rupp Era, except that it easily could have been worse without a dedicated coaching effort. And there was some solace to be found in the knowledge that a great majority of the nation's cage outfits would gladly settle for such a "poor" (by Rupp standards) mark any year.

Rupp Credited For Increasing Interest

Rupp is recognized by sports authorities with doing more than any other modern tutor to make basketball a national spectator sport. From the very outset of his career at Kentucky, which began in 1930, he has introduced or popularized many new and revised trends in the game that have aided materially in making the country basketball-minded. One such innovation was the controlled fast break offensive pattern that has since become the crowd-pleasing trademark of Wildcat cage teams.

The outstanding success of this man as a basketball coach is matched only by the personal fame he has attained off the court.

The masterful story-teller is equally renowned on the banquet and coaching clinic circuit and is in constant demand as a speaker in the off season. He annually appears in more than a dozen states to make speaking engagements and believes he has missed only Alaska in tours throughout the 50 states. Rupp undoubtedly has conducted more coaching clinics than any other tutor. Overseas assignments for the Army and Air Force have taken him in recent years to Europe three times (last, Germany 1961) and twice to Hawaii and the Far East (last, summer 1962). Several foreign olympic coaches have studied under Rupp at UK.

Internationally recognized for his avocation as a registered Hereford breeder-enthusiast, Rupp is currently in his eleventh term as president of the Kentucky Hereford Assn. He owns and operates one of the largest farms in the Bluegrass area and serves as a director of the Central District Warehousing Corp., world's largest tobacco marketing organization. The coach in 1962 was named to a five-year term on the Board of Governors of the Agricultural Hall of Fame and National Agricultural Center.

Coach Rupp is active in Shrine affairs, being chosen in 1950 as one of the 10 outstanding Shriners of the nation and holding honorary memberships in temples throughout the country. He is a Past Potentate of the Oleika (Lexington) Temple and serves as vice-chairman of the board for the Shrine Crippled Children's Hospital in Lexington. Four years ago, he was nominated as one of five candidates for the Imperial Outer Guard of the Shrine. Rupp serves also as state chairman of the Cerebral Palsy Association.

He has his own television and radio shows during the season, has produced two film shorts ("Basketball: Individual Offense" for Coca-Cola Co. and "Parade to National Championship") and written books on virtually every phase of the game. The Coach also is chairman of the board of the Leatherguard Corporation and a board member of American Central Life Insurance Company.

Born in Halstead, Kansas, Sept. 2, 1901, Rupp attended University of Kansas where he played guard under Phog Allen. Following graduation in 1923, he coached high school ball one year at Marshalltown, Iowa, and then at Freeport, Ill., four seasons before coming to Kentucky in 1930. His fame as "The Man in the Brown Suit" stems from his superstitious preference of brown as the color of his game-night wardrobe.

THE RUPP ERA 1930-1963

| Season | UK Won | Opps. Won | Percent |
|---------------|--------|-----------|----------------------|
| 1930-31 | 15 | 3 | .833 |
| 1931-32 | 15 | 2 | .882 |
| 1932-33 | 20 | 3 | .870 |
| 1933-34 | 15 | 1 | .938 |
| 1934-35 | 19 | 2 | .905 |
| 1935-36 | 15 | 6 | .714 |
| 1936-37 | 17 | 5 | .774 |
| 1937-38 | 13 | 5 | .722 |
| 1938-39 | 16 | 4 | .800 |
| 1939-40 | 15 | 6 | .714 |
| 1940-41 | 17 | 8 | .680 |
| 1941-42 | 19 | 6 | .760 |
| 1942-43 | 17 | 6 | .739 |
| 1943-44 | 19 | 2 | .905 |
| 1944-45 | 22 | 4 | .846 |
| 1945-46 | 28 | 2 | .933 |
| 1946-47 | 34 | 3 | .918 |
| 1947-48 | 36 | 3 | .923 |
| 1948-49 | 32 | 2 | .941 |
| 1949-50 | 25 | 5 | .833 |
| 1950-51 | 32 | 2 | .941 |
| 1951-52 | 29 | 3 | .906 |
| 1952-53 | | | (No schedule played) |
| 1953-54 | 25 | 0 | 1.000 |
| 1954-55 | 23 | 3 | .885 |
| 1955-56 | 20 | 6 | .769 |
| 1956-57 | 23 | 5 | .821 |
| 1957-58 | 23 | 6 | .790 |
| 1958-59 | 24 | 3 | .889 |
| 1959-60 | 18 | 7 | .720 |
| 1960-61 | 19 | 9 | .678 |
| 1961-62 | 23 | 3 | .884 |
| 1962-63 | 16 | 9 | .640 |
| 33-Year Total | 684 | 134 | .836 |

MILESTONES IN THE RUPP RECORD

- Victory No. 100 — December 9, 1936 Georgetown (Ky.) (H) 46-21
- Victory No. 200 — January 9, 1943 Xavier (A) 43-38
- Victory No. 300 — January 25, 1947 Xavier (H) 71-34
- Victory No. 400 — February 4, 1950 Mississippi (A) 61-55
- Victory No. 500 — December 22, 1954 La Salle (H) 63-54
- Victory No. 600 — January 29, 1959 Georgia (H) 108-55

(Victory No. 700 should come sometime during the 1963-64 season)

HARRY LANCASTER

Assistant Coach

When Harry Lancaster finds a spare moment to reflect on his days as an all-around star athlete at Georgetown (Ky.) College back in the early thirties, he can recall with a degree of dismay how close he came to never pursuing the "round ball" sport that in the days since has earned him a highly respected position in the basketball world.



An All-Conference halfback for three straight years and captain during his last two seasons, Lancaster's football career almost overshadowed his play on the basketball court. In the cage sport, he was equally successful—with three All-Conference nominations and two team captaincies to his credit—but considered himself a better football player than cager. Experience, however, proved him a good student and teacher of the sport of basketball as he began his coaching career and he now has no regrets over the choice he made.

Born in Paris, Ky., in 1911, Lancaster attended Paris High School where he played four years in all sports. Following graduation in 1928, he continued his athletic career at Georgetown College and gained star recognition in football, basketball and baseball. After finishing at Georgetown in '32, Harry remained on for the next school year as an assistant coach in both the grid and cage sports before moving into the high school field. He coached several sports, mostly basketball, for nine years and was a high school principal for six years before coming to the University of Kentucky in 1942 as an instructor in physical education. Soon thereafter, the war intervened and Lancaster saw 26 months' Navy duty, rising from apprentice seaman to Lieutenant (Senior Grade).

Returning to UK in March, 1946, he became a part-time assistant to the Wildcats' famous cage mentor, Adolph Rupp, in addition to carrying on his teaching duties and gaining his master's degree. Two years later, he became Coach Rupp's general right hand man in a full-time capacity. Lancaster also served as Kentucky's baseball coach in 1946-47 and picked up the assignment again starting with the 1951 campaign.

In addition to his coaching duties, Lancaster manages to sandwich in a large slice of traveling. Besides checking on the nation's best high school cagers as potential material for future Wildcat national champion crews, his travel stems from a plan to extensively scout upcoming opponents. Coach Rupp was one of the first in the country to inaugurate this wide-spread scouting system in basketball and believes it has contributed materially to Kentucky's past success in carrying off championships with almost reckless abandon.

Lancaster also traveled to Greece in the summer of 1951 on a special athletic assignment for the U. S. State Department. The mission called for the Kentucky aide to act as an advisor to Greek Basketball Federation officials on Olympic procedure and other matters. He also conducted numerous clinics, coaching schools and gave public lectures on the cage sport as played in the U.S.A.

During the summer of 1962, he helped Coach Rupp conduct clinics for Army personnel in the Far East Theatre.

Lancaster's coaching success with the freshman teams has been commendable. The yearlings have lost only 31 contests under his tutelage the past 13 seasons against formidable competition that included the more elite junior college clubs and top-notch service quintets. His record stands at 140 wins, 31 losses.

NEIL REED Assistant Coach

Youthful Neil Reed, who joined the Wildcats in a graduate assistant capacity for the 1962-63 season to study the proven coaching methods of Baron Adolph Rupp, becomes a full-time aide this season. In this capacity, he will assist Coach Rupp in both varsity and freshman coaching assignments, put in much time scouting the Wildcats' upcoming opponents and search out the top high school talent to fill out the stable of UK court thoroughbreds. Coach Reed came to Lexington following two seasons at Wauconda (Ill.) High School as head basketball coach. For his job in rebuilding a defeat-ridden ball club, which had lost 28 straight and won only seven games in seven years, he was accorded conference "Coach of the Year" designation. Previously, Reed had coached at a junior high school in Milwaukee, Wis. The personable, 31-year-old coach is a native of Lawrenceburg, Ind., and attended high school in that city. Although he did not participate as a player on his high school team, Reed did gain cage experience with an AAU club and later played freshman basketball and baseball at University of Illinois. He holds academic degrees from both Illinois and Millikan and, at Kentucky, is working toward a degree in athletic administration. Reed is married and the father of three children.



COACHING STAFF CHANGES SINCE 1962-63: Resigned—Graduate Assistant **Rudy Davalos** (to Asst. Basketball Coach, Auburn); Graduate Assistant **Ballard Moore** (to Head Basketball Coach, Newman High School, Waussu, Wis. Promoted to full-time Assistant Coach—Graduate Assistant **Neil Reed**.

KENTUCKY COACHES THROUGH THE YEARS

| Years at UK | Name | Tenure | Won | Lost | Pct. | Best Season |
|-------------|-------------------------|--------|-----|------|------|---------------|
| 1903 | Unknown | 1 | 0 | 2 | .000 | 0-2 in 1903 |
| 1904 | Unknown | 1 | 1 | 3 | .250 | 1-3 in 1904 |
| 1905 | F. E. Schact | 1 | 1 | 4 | .200 | 1-4 in 1905 |
| 1906-09 | W. W. H. Mustaine | 4 | 16 | 22 | .421 | 5-1 in 1909 |
| 1910, '12 | E. R. Sweetland | 2 | 13 | 8 | .619 | 9-0 in 1912 |
| 1911 | Iddings | 1 | 6 | 6 | .500 | 6-6 in 1911 |
| 1913 | J. J. Tigert | 1 | 6 | 3 | .666 | 6-3 in 1913 |
| 1914-15 | Alpha Brummage | 2 | 18 | 7 | .720 | 11-2 in 1914 |
| 1916 | James Park | 1 | 8 | 6 | .571 | 8-6 in 1916 |
| 1917 | W. P. Tuttle | 1 | 4 | 6 | .400 | 4-6 in 1917 |
| 1918 | S. A. Boles | 1 | 9 | 2-1* | .791 | 9-2-1 in 1918 |
| 1919 | Andrew Gill | 1 | 6 | 8 | .428 | 6-8 in 1919 |
| 1920-24 | George Buchheit | 5 | 44 | 27 | .619 | 13-1 in 1921 |
| 1925 | C. O. Applegran | 1 | 13 | 8 | .619 | 13-8 in 1925 |
| 1926 | Ray Eklund | 1 | 15 | 3 | .833 | 15-3 in 1926 |
| 1927 | Basil Haydon | 1 | 3 | 13 | .187 | 3-13 in 1927 |
| 1928-30 | John Mauer | 3 | 40 | 14 | .740 | 16-3 in 1930 |
| 1931-63 | Adolph Rupp | 33# | 684 | 134 | .836 | 25-0 in 1954 |

16 Coaches in 60 Seasons—Record 1164 Games:
Won 887, Lost 276, Tied 1—762.%

* Unique tie game resulted from scorer's error discovered after game.
No schedule played in 1953—Rupp's record for 32 seasons.



KUHN



BROWN



HUKLE

KEN KUHN, Publicity Director—A veteran of 16 years in the position of publicizing Wildcat basketball teams and other athletic activities of the University of Kentucky, Kuhn came to Lexington from Michigan State in 1946. After spending the first two years of his UK association as News Editor of the school's Department of Public Relations, a job concerned with presenting the academic side of the university to the public, he moved over to the Department of Athletics just prior to the 1948 basketball season. In the capacity of Director of Sports Publicity, Kuhn disseminates news and information on Wildcat teams throughout the year through the media of the press, radio, television and national magazines. He also edits numerous UK sports publications, such as the national-prize-winning basketball brochure and game programs in both football and basketball. Kuhn is a past president of the SEC Sports Publicity Association and holds membership in COSIDA—national organization of sports publicity men.

JOE BROWN, Trainer—With a background as a trainer, teacher and coach, 30-year-old Joe Brown joined the University of Kentucky athletics staff last year in the capacity of trainer assigned to the basketball team. In the off season, he also serves the baseball squad and other spring teams in the same role. A member of the National Athletic Trainers Association and a service veteran, Brown is a valued authority on static exercises and rehabilitation of athletics-connected injuries. He has had numerous articles on various phases of his profession published by national magazines. For the current season, the former teacher has picked up the assignment of supervising the academic progress of Kentucky's cagers. His teaching background includes two years in public schools of his native state of Missouri and one year as a physical education instructor at Southern Illinois University. Brown has had training experience at Southern Illinois and Southeast Missouri State College and coached all sports while in service. He holds both a bachelor's degree and the MA in Education.

GEORGE HUKLE, Basketball Equip. Mgr. and Statistician—An invaluable member of the Kentucky basketball team for longer than most people can remember, George Hukle has served as official statistician for the Wildcats for a great many years and is in his second year as cage equipment manager . . . Regarded as the dean of Southeastern Conference statisticians and one of the nation's veterans, Hukle has been keeping charts for Coach Rupp since 1933 . . . He is credited with popularizing the statistic of field goal attempts in collegiate basketball.

1964 WILDCATS AT A GLANCE

LETTERMEN LOST FROM 1963 SQUAD (4)

- 8 **Scotty Baesler** (5-11½ G)—Capt., Starter, No. 4 Scorer (243—9.7)
5 **Roy Roberts** (6-4 F)—Starter, No. 5 Scorer (226—9.0), No. 2 Rebounder (215)
7 **Don Rolfies** (6-6½ C)—Reserve, No. 6 Scorer (196—8.5), No. 4 Rebounder (145)
Pat Doyle (6-2½ F)—Reserve in Six Games, 10 Points—1.7 Average

RETURNING LETTERMEN (7)

- 1 **Cotton Nash** (6-5 Sr. F-C)—All-America, Top Scorer (514—20.6) and Rebounder (300), 925:50 Action in 25 Games
2 **Ted Deeken** (6-3 Sr. F)—Most Valuable Player, Starter, No. 3 Scorer (235—9.8), 628:38 Action in 24 Games
3 **Charles Ishmael** (6-4½ Sr. G)—Starter in 17 Games, Ineligible Second Semester, No. 2 Scorer (212—11.1), 580:25 Action in 19 Games
4 **Terry Mobley** (6-2 Jr. G)—Key Reserve, No. 7 Scorer (87—4.8), 255:59 Action in 18 Games (3 Starts)
6 **Randy Embry** (5-10 Jr. G)—Key Reserve, No. 8 Scorer (95—4.7), 335.02 Action in 20 Games (6 Starts)
98 **John Adams** (6-6½ Jr. C)—'63 Reserve, No. 9 Scorer (46—2.9), No. 5 Rebounder (91), 238:43 Action in 16 Games (5 Starts)
Sam Harper (6-2½ Jr. G)—'63 Reserve, No. 10 Scorer (25—2.5), 92:09 Action in 10 Games (2 Starts)

RETURNING SQUADMEN (3)

- George Critz** (6-3 Sr. F)—Reserve in '63, No. 11 Scorer (2—2.0), 2:36 Action in One Game (Dartmouth)
Ronnie Kennett (5-11½ Jr. G)—Reserve in '63, No. 13 Scorer (2—.5), 10:48 Action in 4 Games
Tom Harper (6-1½ Sr. G)—Reserve in '63, No Points Scored, 2:36 Action in One Game (Dartmouth)

UP FROM FRESHMAN TEAM (4)

- Mickey Gibson** (6-2¼ F)—Leading Frosh Scorer and Rebounder (369 Points—23.1 and 197 Rebounds)
Tommy Kron (6-5¾ G)—No. 2 Frosh Scorer and Rebounder (283 Points—16.3 and 140 Rebounds)
Larry Conley (6-3¼ F)—No. 3 Frosh Scorer (265 Points—16.1 Average)
Larry Lentz (6-8 C)—No. 5 Frosh Scorer (111—6.5), No. 3 Rebounder (124), Started 13 of 17 Games

KENTUCKY BASKETBALL OUTLOOK — 1963-64

Cagey Adolph Rupp didn't acquire his reputation as the nation's most successful basketball coach by "singing the blues," but the usually optimistic Baron of the Blue Grass is frankly fearful that his 34th edition of Kentucky Wildcats could go to the post with "possibly the poorest outlook for a winning season since I have been coaching."

Such uncharacteristic pessimism is truly bad news for the team that is acknowledged as the winningest collegiate cage outfit in history, but it also could be a good sign.

Just a year ago, the veteran Kentucky mentor freely predicted a banner season to compare favorably with the great years of the past that culminated with the Ruppmen capturing an unprecedented four NCAA championships. And then the "roof caved in" as a variety of troubles dogged the Wildcats all season long to a degree that resulted in the posting of the poorest record in the Rupp era—a 16-9 count.

While loyal Kentuckians are hopeful that seven returning lettermen—headed by two-time All-American Cotton Nash and 1963 Most Valuable Player Ted Deeken—can lead the way to a better campaign than Rupp anticipates, the questions revolving around a short-handed roster are many, varied and serious.

Perhaps the biggest key to the type of season Kentucky has is Nash. Although he notched points at a 20.6 clip last season and repeated on some All-America selections, he disappointingly fell off the sensational pace started during a terrific sophomore break-in year when he led the Southeastern Conference in scoring and toppled many school records. The question is posed: "Is he due for a performance equal to his soph season or will he be shackled by another showing similar to his problem-plagued junior year?" Indications, based on a new enthusiasm and determination at the start of pre-season practice, give much hope that Cotton is ready for another great year.

'Fireman' Deeken Represents Question Mark

Deeken, whose supreme "fireman" efforts in the closing stages of last season saved many a game and won him MVP honors, represents another major question: "Can he turn in a consistently good contribution as a season-long starter?" The lean Louisville senior also ran into academic difficulties after last season but now has cleared these up.

Charles (Chili) Ishmael, 6-4½ guard standout, loomed late last January as the key to his team's outside shooting problems as he suddenly came to life with 30 big points in an encounter with Florida. But the "honeymoon" was short-lived as Ishmael encountered scholastic troubles and was lost for the final six crucial games of the campaign. Having now worked himself back into the good graces of the professors, the question stands: "Will he be able to pick up where he left off last season to provide the Wildcats with a dependable long-range threat?"

Still another question revolves around the potential of a trio of highly-regarded sophomores—6-2 forward Mickey Gibson, 6-5 guard Tommy Kron, and 6-3 forward Larry Conley. They ranked one-two-three in scoring by yearlings last season with averages ranging between 16 and 23 points a game. It is uncertain if the soph hot shots (dubbed by Rupp the Katzenjammer Kids because they are so talkative) can take up the scoring slack and perform with the poise of veterans without the benefit of experience.

It's obvious that Coach Rupp bases his fear on the possibility that all of these questions will not be answered satisfactorily. And, to add to his worries, the Baron must cope again with the prospect of no real big man in the lineup to control the boards. The squad's two most sizeable performers are 6-6½ junior, John Adams and 6-8 soph, Larry Lentz, but both are untested. Adams seems likely to be tagged for the pivot job—freeing Nash to return to his more natural forward spot.

There's also no sure-fire "take charge guy" like graduated Roy Roberts still around, but indications are strong that ace soph Kron can fill this role as he gains know-how and confidence.

The schedule offers no solace, either, with a danger-plagued road littered with seven tough non-conference tests, play in two tournaments and league competition stacking up as possibly the strongest in history from the standpoint of number of clubs figured to have a good chance at the title that UK has captured a record of 20 times.

All problems considered, the prospects for success coming easy in 1964 to Kentucky's amazing basketeers are not rosy—at least not outwardly. But there is a sneaky suspicion afoot, well-founded by past experience, that "Uncle Adolph" will have his Blue Grass bouncers jumping before the campaign is too far along.

All the Baron, who has a reputation for surprises, will admit, however, is that he "would rather be a winner than a prophet."

GREATEST TEAM, PLAYER, THRILL?

Adolph Rupp's illustrious career as headmaster at Kentucky for more than three decades is certainly filled with a lot of memories for him and he's willing to share many of them with anyone who'll listen. But there are lines he will not cross, such as:

Greatest team?—Rupp points to four national champion outfits and an undefeated team that probably could have taken the national title if it had tried. Listeners get the impression that he would narrow the choice down to two—the "Fabulous Five" Olympic champions of '48 and the possibly even greater 1954 crew that went undefeated in 25 games to become the best perfect-record unit up to that time.

Greatest player?—Rupp steadfastly refuses to discuss personalities. "I'd just make one boy happy and hurt the feelings of a lot of other great ones that have played for me."

Greatest thrill?—"That's hard to say, but I guess three of my greatest were winning the '48 Olympics with my boys, going undefeated in '54 and getting that NCAA national championship trophy in 1958 with an unheralded bunch they called the 'Talentless Wonders'."

WHO WERE THE 'FABULOUS FIVE'?

The most frequently asked question tossed at basketball historians and sports authorities is "Who were the 'Fabulous Five' of Kentucky?" The answer is Alex Groza (center), Ralph Beard and Kenny Rollins (guards), Wah Wah Jones and Cliff Barker (forwards). This famous 1948 team, captained by Rollins, won 36 and lost 3 while sweeping to Kentucky's first NCAA title and went on to participate as a unit in the Olympic Games—helping the USA team capture the world championship. Rollins graduated after the '48 season, but the remaining foursome continued to play havoc with collegiate basketball and copped another NCAA title for Kentucky in 1949 on a record of 36-2. Members of these two teams later gained fame in the pro ranks as they formed a unit known as the Indianapolis Olympians. And, along with contemporary Wildcats Adrian Smith and Billy Evans, they give UK and Coach Rupp a unique standing of seven Olympic gold medal winners.

REVIEWING A 'DISASTER'

The Story of Kentucky Basketball in 1962-63

By most standards, a final season record of 16-9 would be considered passing, but when that mark is compiled by the Kentucky Wildcats of Baron Adolph Rupp it's "a horse of a different color."

Winning "only" 16 of 25 starts in 1962-63 stamped the Blue Grass cage contingent as the worst, record-wise in the fabulously successful Rupp dynasty that extends back to 1930. The poorest previous accounting posted by a Rupp-coached UK five came in 1960-61 on a 19-9 mark,

While everyone was looking for explanations of Kentucky's "troubles," the answer (in part) was right under their noses, so to speak. The record revealed that Kentucky simply did not have enough punch in the clutch to win the close ones. Actually, as examination of the season results shows, the 'Cats were thoroughly beaten by only one team—St. Louis—which administered an 87-63 licking at a time when the Ruppmen seemed to be rolling after experiencing early-season troubles. Other losses came by a remarkably slim average margin of only four points.

Why Kentucky, long accustomed to winning the close ones and the clutch encounters as the key to becoming the greatest winning combination in basketball history, failed in the clutch in 1962-63 is another matter.

Several reasons were advanced, chief among them the lack of the threat of outside shooting, the absence of desirable height and the inconsistent performance of some players. Just about the time it appeared that 6-4½ guard Chili Ishmael would solve the outside shooting problem, he was declared ineligible and nobody appeared on the scene to fill his shoes. Cotton Nash, All-America as a promising sophomore in 1962, again paced the Kentuckians with a 20.6 scoring average but disappointingly fell off from the Conference-leading 23.4 pace of his sensational, record-busting sophomore campaign.

All was not dark during the strange season, however, as the Wildcats annexed the title in their own Invitational Tournament for the sixth time in 10 years, measuring West Virginia in a 79-75 upset. For contrast, one could try to figure out the reversal of form that saw Kentucky top Vanderbilt in Nashville, 106-82, and lose the return engagement in Lexington, 69-67.

SOUTHEASTERN CONFERENCE STANDINGS — 1962-63

| | CONFERENCE | | | | | ALL GAMES | | | | |
|--------------------|------------|----------|-------------|-------------|------------|-----------|----------|-------------|-------------|-------------|
| | W | L | Pct. | Pts. | Opp. | W | L | Pct. | Pts. | Opp. |
| Miss. State | 12 | 2 | .857 | 1024 | 919 | 22 | 6 | .786 | 2104 | 1875 |
| Auburn | 10 | 4 | .714 | 902 | 807 | 18 | 4 | .818 | 1558 | 1312 |
| Ga. Tech | 10 | 4 | .714 | 1003 | 947 | 21 | 5 | .808 | 1769 | 1644 |
| Vanderbilt | 9 | 5 | .643 | 993 | 971 | 16 | 7 | .696 | 1657 | 1606 |
| KENTUCKY .. | 8 | 6 | .571 | 1041 | 957 | 16 | 9 | .640 | 1893 | 1697 |
| Alabama | 7 | 7 | .500 | 989 | 1011 | 14 | 11 | .560 | 1694 | 1643 |
| Tennessee | 6 | 8 | .429 | 961 | 946 | 13 | 11 | .542 | 1578 | 1519 |
| Florida | 5 | 9 | .357 | 1031 | 1052 | 12 | 14 | .462 | 1943 | 1975 |
| L.S.U. | 5 | 9 | .357 | 883 | 958 | 12 | 12 | .500 | 1602 | 1678 |
| Georgia | 4 | 10 | .286 | 944 | 1119 | 9 | 17 | .364 | 1836 | 1969 |
| Mississippi | 4 | 10 | .286 | 994 | 1063 | 7 | 17 | .292 | 1597 | 1720 |
| Tulane | 4 | 10 | .286 | 1026 | 1115 | 6 | 16 | .273 | 1626 | 1755 |

SEASON RECORD — 1962-63

All Games: Won 16, Lost 9 — .640
SEC Only: Won 8, Lost 6 — .571 (Fifth)

| Date | Opponent | Site | UK | Opp. | Crowd |
|----------------|-----------------------------|------|-----------|-----------|----------------|
| Dec. 1 | Virginia Tech | (H) | 77 | 80 | 12,375† |
| Dec. 8 | Temple | (A) | 56 | 52 | 5,258 |
| Dec. 12 | Florida State | (H) | 83 | 54 | 9,867 |
| Dec. 15 | Northwestern | (H) | 71 | 60 | 11,564 |
| Dec. 17 | North Carolina | (H) | 66 | 68 | 9,940 |

UK INVITATIONAL TOURNAMENT

Lexington, Ky.

| | | | | | |
|----------------|------------------------------------|------|-----------|-------------|---------------|
| Dec. 21 | Iowa | | 94 | 69 | 10,905 |
| Dec. 22 | West Virginia (Championship) | | 79 | 75 | 11,233 |
| Dec. 27 | Dartmouth | (H) | 95 | 49 | 10,111 |
| Dec. 29 | Notre Dame | (N1) | 78 | 70 | 17,101 |
| Dec. 31 | St. Louis | (A) | 63 | 87 | 6,098 |
| Jan. 5 | c - Georgia Tech | (H) | 85 | 86** | 11,527 |
| Jan. 7 | c - Vanderbilt | (A) | 106 | 82 | 7,324 |
| Jan. 11 | c - Louisiana State | (A) | 63 | 56 | 8,000 |
| Jan. 12 | c - Tulane | (A) | 81 | 72 | 4,600 |
| Jan. 19 | c - Tennessee | (H) | 69 | 78* | 9,869 |
| Jan. 26 | Xavier | (H) | 90 | 76 | 8,784 |
| Jan. 28 | c - Georgia Tech | (A) | 62 | 66 | 6,978 |
| Jan. 31 | c - Georgia | (H) | 74 | 67 | 8,640 |
| Feb. 2 | c - Georgia | (H) | 94 | 71 | 9,627 |
| Feb. 9 | c - Mississippi | (A) | 75 | 69 | 5,143 |
| Feb. 11 | c - Mississippi State | (A) | 52 | 56 | 5,800 |
| Feb. 18 | c - Vanderbilt | (H) | 67 | 69 | 9,252 |
| Feb. 23 | c - Auburn | (H) | 78 | 59 | 10,040 |
| Feb. 25 | c - Alabama | (H) | 80 | 63 | 9,398 |
| Mar. 2 | c - Tennessee | (A) | 55 | 63 | 7,200 |

1893 1697 226,634

(N1) Freedom Hall—Louisville

Home Attendance (15 Games)—153,132

† Home Game Attendance Record

(Average—10,209)

c - SEC Game

* Number of overtime periods

UK RECORD 20-GAME WINNERS

Kentucky lives up completely to its billing as the all-time champion of major college basketball with its run of 14 straight 20-victory seasons beginning in 1945, according to Boston sports authority Bill Mokray. The Wildcats were not permitted to field a team in 1953, but made up for it with a perfect record (25-0) the following season and continued their streak through 1959. Baron Adolph Rupp's warriors also achieved the magic circle with a 20-3 record in 1933 and posted a 24-3 mark in 1962. Only other major teams to boast of as many as ten straight 20-victory campaigns are North Carolina State and Western Kentucky—each showing 10-year runs. West Virginia, 23-8 last year to stretch its record to eight, is the only power currently close to threatening the cage elite.

SEC COMPOSITE STANDINGS — 1933-1963

| Team | No. Titles | Won | Lost | Pct. |
|-------------------------|------------|------------|-----------|-------------|
| Kentucky | 20* | 275 | 43 | .864 |
| Alabama | 2 | 268 | 181 | .596 |
| Tennessee | 3 | 198 | 160 | .553 |
| Louisiana State | 2* | 218 | 184 | .542 |
| Vanderbilt | 0 | 207 | 177 | .539 |
| Auburn | 1 | 205 | 189 | .520 |
| Georgia Tech | 1 | 192 | 202 | .487 |
| Tulane | 0 | 187 | 214 | .466 |
| Mississippi State | 4* | 191 | 225 | .459 |
| Florida | 0 | 131 | 204 | .391 |
| Mississippi | 0 | 142 | 253 | .359 |
| Georgia | 0 | 136 | 244 | .357 |
| #Sewanee | 0 | 3 | 76 | .037 |

* Title shared with LSU in 1935, Mississippi State in 1962.

Sewanee withdrew after 1940.

KENTUCKY IN THE SEC

Perhaps the greatest supremacy enjoyed by any team in any sport is reflected by Kentucky's basketball success in the Southeastern Conference since 1933. Against SEC teams, UK has annexed a record of 337 victories and lost only 49—a winning average of nearly 90 per cent. They have annexed 20 league championships and own over 60 team and individual records from regular season and tournament play. Only Tennessee and Georgia Tech can boast of beating the Wildcats two in a row in the same season and only Mississippi State is added to the exclusive club when the basis is widened to consecutive wins over two or more seasons. Kentucky's record against SEC teams since 1933 is shown below.

| | UK Won | Lost | | UK Won | Lost |
|-----------------------|--------|------|-------------------------|--------|------|
| Alabama | 39 | 6 | Mississippi | 24 | 0 |
| Auburn | 15 | 2 | Mississippi State | 14 | 4 |
| Florida | 17 | 1 | Tennessee | 55 | 14 |
| Georgia | 26 | 1 | Tulane | 27 | 4 |
| Georgia Tech | 42 | 9 | Vanderbilt | 50 | 7 |
| Louisiana State | 21 | 1 | *Sewanee | 6 | 0 |

* Withdrew after 1940 season.

SEC CAGE CHAMPIONS BY YEARS

| | | | | | |
|-------------------|-----------------------|-------------------|-----------------|-------------------|-----------------------------|
| 1933 | Kentucky | 1944 | Kentucky | 1954 | Kentucky |
| 1934 | Alabama | 1945 | Kentucky | 1955 | Kentucky |
| 1935 | Ky., LSU (Tie) | 1946 | Kentucky | 1956 | Alabama |
| 1936 | Tennessee | 1947 | Kentucky | 1957 | Kentucky |
| 1937 | Kentucky | 1948 | Kentucky | 1958 | Kentucky |
| 1938 | Ga. Tech | 1949 | Kentucky | 1959 | Miss. State |
| 1939 | Kentucky | 1950 | Kentucky | 1960 | Auburn |
| 1940 | Kentucky | 1951 | Kentucky | 1961 | Miss. State |
| 1941 | Tennessee | 1952 | Kentucky | 1962 | Ky., Miss. St. (tie) |
| 1942 | Kentucky | 1953 | LSU | 1963 | Miss. State |
| 1943 | Tennessee | | | | |

(Tournament decided champion until 1951. Title determined by regular season play starting in 1951. Kentucky did not play a schedule in 1953 due to NCAA suspension.)

**Eleventh Annual
U.K. INVITATIONAL TOURNAMENT
Memorial Coliseum—December 20-21, 1963**

**First Night: Wake Forest vs. Princeton—7:30 p.m. EST
Kentucky vs. Wisconsin—Appx. 9:30 p.m. EST**

**Second Night: Third Place Game—7:30 p.m. EST
Championship Game—Appx. 9:30 p.m. EST**

Three newcomers—Wake Forest, Princeton and Wisconsin—join with host and defending champion Kentucky to form the classy field for the eleventh annual University of Kentucky Invitational Tournament to be staged in the Wildcats' 11,500-seat Memorial Coliseum December 20 and 21.

Kentucky Athletic Director Bernie A. Shively, who has directed the nation's richest regular season cage classic since its inception in 1953, announced that pairings for the opening night of action in 1963 will pit Wake Forest against Ivy League champion Princeton and the Wisconsin Badgers of the Big Ten against the host Wildcats. All three of the visiting teams were selected on the basis of their potential for outstanding play this season and are expected to give the '63 UKIT one of the best balanced fields in history, Shively explained. The arrangement of games is intended to further emphasize the UKIT aim of presenting intersectionally flavored play that will provide the public a look at the style of basketball as it is played in different sections of the country.

Participants in the UK Invitational vie for an imposing trophy (shown on front cover), record-size shares of the net proceeds and important national prestige which has become associated with success in the pre-Christmas classic.

Teams Netted \$14,000 Dividend Last Year

The monetary dividend in past years has increased steadily in proportion, ranging from approximately \$8,200 paid to each of the four teams the first year to \$15,420 awarded each club in 1959. The 1962 renewal, in which Kentucky topped West Virginia for the title, proved to be the second most successful in history as a two-night total audience of 22,138 netted participating teams equal shares of the net proceeds amounting to \$14,067.17—more money than most schools make on their basketball program in an entire season.

Over the years, 20 of the top basketball powers of the country have taken part in the UK Invitational. West Virginia holds the records for most visits with four appearances and is the only visitor to cop more than one championship—winning in 1957 and again in 1959. Baron Adolph Rupp's host Wildcats, one of the toughest outfits in the country to beat at home, have taken top honors six times, Dayton and St. Louis once each. Oregon State and Iowa rounded out last year's field with the Beavers latching on to third place.

The prestige angle associated with the UKIT stems from the high-calibre competition that annually makes up the field and is reflected by the fact that the winner generally makes a significant jump in the wire service polls. Twice in recent years, the UK Invitational champion has vaulted to the top spot in the rankings and often has used its success as momentum to post a good season record plus often attaining a coveted spot in post-season tourney play.

All four clubs involved in the 1963 tourney are anticipating good seasons that should rank them among the national leaders and each boasts crowd-pleasing individual stars. Among these are Kentucky's two-time All-America Cotton Nash, All-America sensation Bill Bradley of Princeton, Wake Forest's 6-4 senior forward Frank Christie and 6-8 Jack Brens of Wisconsin—who notched points at a 17.8 clip last season.

Princeton's Ivy League champions, who rebounded from a poor start a year ago to stage a surprising run that qualified them for the NCAA, make their first trip to

Lexington since 1926 with one of the nation's outstanding scorers in the person of Bill Bradley. Coach Bill van Breda Koff's ace, held to less than 20 points only once in his 1963 break-in season, ranked No. 5 among the scoring leaders of the country with a 27.3 average. He contributed 40 points in Princeton's losing NCAA effort against St. John's. The Tigers are a relatively short team which stresses defensive play, works for the good shot and runs well when the occasion demands.

Wisconsin, tutored by John Erickson, lost six lettermen off its 1962-63 outfit that wound up sixth in the Big 10, but the Badgers are counting on being much tougher to cope with this season. Rebuilding plans are centered around Brens, leading scorer and rebounder for the club last season. Six other veterans return, but much of Wisconsin's hopes for appreciable improvement depend on development of a promising bevy of sophomores along the front line. Chief among these hands are 6-4 Ken Gustafson, 6-3 Kenny Barnes and 6-6 Mark Zubor. Wisconsin will be the fifth Big 10 team to appear in the UKIT.

The tournament-wise Deacons of Wake Forest, who just two seasons back were a finalist in the NCAA championship round, apparently will lack the vital experienced big man when they make their second trip in history to Lexington. However, veteran Coach Horace (Bones) McKinney has an outstanding junior in 6-5½ Ronnie Watts to help out three returning starters and a promising rookie—6-2 guard Bob Leonard—comes up from the frosh five with 19.9 ppg credentials. The big gun again should be Christie.

Kentucky's outlook is clouded with so much uncertainty that the usually optimistic Baron Rupp—basketball's winningest mentor—is frankly fearful that he may go to the post with the poorest "on paper" chances in his 34 years at the Wildcat helm. But, if the chief problem of the absence of a big man can be minimized, chances are that UK will be tough to deal with as it defends its sixth UKIT title in the tournament's ten-year history. Back in the fold are three starters headed by two-time All-America Cotton Nash and most valuable player Ted Deeken. A fearless trio of standouts, dubbed the "Katzenjammer Kids," reports from the freshman team along with a 6-8 operative who could develop into a dependable performer by late season.

UKIT PARTICIPANTS THROUGH THE YEARS (Listed Alphabetically)

| Team | Record | Titles | Years Played |
|---------------------------|----------------|----------|---------------------|
| California | Won 1, Lost 1 | | 1960 |
| Dayton | Won 2, Lost 2 | '55 | 1955, '56 |
| Duke | Won 0, Lost 2 | | 1953 |
| Illinois | Won 1, Lost 3 | | 1956, '60 |
| Iowa | Won 0, Lost 2 | | 1962 |
| Kansas State | Won 1, Lost 1 | | 1961 |
| KENTUCKY | Won 16, Lost 4 | (6) | (Every) |
| LaSalle | Won 2, Lost 2 | | 1953, '54 |
| Minnesota | Won 1, Lost 3 | | 1955, '57 |
| North Carolina | Won 1, Lost 3 | | 1957, '59 |
| Ohio State | Won 0, Lost 2 | | 1958 |
| Oklahoma State | Won 1, Lost 1 | | 1958 |
| Oregon State | Won 1, Lost 1 | | 1962 |
| St. Louis | Won 3, Lost 1 | '60 | 1959, '60 |
| Southern California | Won 1, Lost 1 | | 1954 |
| Southern Methodist | Won 1, Lost 1 | | 1956 |
| Tennessee | Won 1, Lost 1 | | 1961 |
| UCLA | Won 1, Lost 1 | | 1953 |
| Utah | Won 0, Lost 4 | | 1954, '55 |
| West Virginia | Won 6, Lost 2 | '57, '59 | 1957, '58, '59, '62 |
| Xavier | Won 0, Lost 2 | | 1961 |

U.K.I.T. HISTORY

- 1953 CHAMPIONSHIP GAME: Kentucky 73, LaSalle 60.
Consolation: UCLA 72, Duke 67.
First Round: LaSalle 62, UCLA 53; Kentucky 85, Duke 69.
Attendance: 16,714. Payoff: \$8,243.77 to each team.
- 1954 CHAMPIONSHIP GAME: Kentucky 63, LaSalle 54.
Consolation: Southern California 54, Utah 52.
First Round: LaSalle 49, Southern California 38; Kentucky 70, Utah 65.
Attendance: 17,973. Payoff: \$9,902 to each team.
- 1955 CHAMPIONSHIP GAME: Dayton 89, Kentucky 74.
Consolation: Minnesota 90, Utah 77.
First Round: Dayton 77, Utah 73; Kentucky 72, Minnesota 65.
Attendance: 19,185. Payoff: \$10,647.17 to each team.
- 1956 CHAMPIONSHIP GAME: Kentucky 91, Illinois 70.
Consolation: Southern Methodist 67, Dayton 59.
First Round: Illinois 82, Dayton 65; Kentucky 73, Southern Methodist 67.
Attendance: 15,753. Payoff: \$8,511.87 to each team.
- 1957 CHAMPIONSHIP GAME: West Virginia 75, North Carolina 64.
Consolation: Kentucky 78, Minnesota 58.
First Round: North Carolina 73, Minnesota 67, West Virginia 77, Kentucky 70.
Attendance: 20,956. Payoff: \$11,751.38 to each team.
- 1958 CHAMPIONSHIP GAME: Kentucky 97, West Virginia 91.
Consolation: Oklahoma State 63, Ohio State 59.
First Round: West Virginia 67, Oklahoma St. 49; Kentucky 95, Ohio St. 76.
Attendance: 20,386 Payoff: \$13,817.35 to each team.
- 1959 CHAMPIONSHIP GAME: West Virginia 79, Kentucky 70.
Consolation: St. Louis 68, North Carolina 52.
First Round: West Virginia 87, St. Louis 86; Kentucky 76, North Carolina 70.
Attendance: 22,713. *Payoff: \$15,420.33 to each team.
- 1960 CHAMPIONSHIP GAME: St. Louis 74, Kentucky 72 (1 overtime).
Third Place: California 72, Illinois 54.
First Round: St. Louis 54, California 53 (1 overtime); Kentucky 83, Illinois 78.
Attendance: 15,095. Payoff: \$9,155.29 to each team.
- 1961 CHAMPIONSHIP GAME: Kentucky 80, Kansas State 67.
Third Place: Tennessee 75, Xavier 70.
First Round: Kansas State 75, Xavier 67; Kentucky 96, Tennessee 69.
Attendance: 16,013. Payoff: \$9,903.57 to each team.
- 1962 CHAMPIONSHIP GAME: Kentucky 79, West Virginia 75.
Third Place: Oregon State 61, Iowa 55.
First Round: West Virginia 70, Oregon State 65; Kentucky 94, Iowa 69.
Attendance: 22,138. Payoff: \$14,067.17 to each team.

* National record.

TOURNAMENT TRAIL

Kentucky proudly boasts of the greatest tournament record of any team in the country from the standpoint of both number of appearances and success. . . . In tournament play since 1921, the Wildcats have won 139 games while losing only 38.

N.C.A.A. TOURNAMENT

(Record 13 Appearances—Record 4 Championships)

- 1962 Won 1, Lost 1 Eliminated by Ohio State in Mideast Regional finals.
1961 Won 1, Lost 1. Eliminated by Ohio State in Mideast Regional finals
1959 Won 1, Lost 1. Eliminated by Louisville in Mideast Regional first round
1958 NATIONAL CHAMPIONS FOR RECORD FOURTH TIME.
Won 4, Lost 0. Defeated Seattle for title.
1957 Won 1, Lost 1. Eliminated by Michigan State in Midwest Regional finals.
1956 Won 1, Lost 1. Eliminated by Iowa in Eastern Regional finals.
1955 Won 1, Lost 1. Eliminated by Marquette in Eastern Regional first round.
1954 Withdrew after winning automatic berth as SEC champion.
1952 Won 1, Lost 1. Eliminated by St. Johns in Eastern Regional finals.
1951 NATIONAL CHAMPIONS FOR RECORD THIRD TIME.
Won 4, Lost 0. Defeated Kansas State for title.
1949 NATIONAL CHAMPIONS.
Won 4, Lost . Defeated Kansas State for title.
1948 NATIONAL CHAMPIONS.
Won 3, Lost 0. Defeated Baylor for title.
1945 Won 1, Lost 1. Eliminated by Ohio State in first round.
1942 Won 1, Lost 1. Eliminated by Dartmouth in second game.

(For Dates, Sites and Scores See All-Time Record Section)

SUGAR BOWL TOURNAMENT

(Nine Appearances—Four Championships)

- 1956 Won 2, Lost 0. Defeated Houston for championship.
1951 Won 1, Lost 1. Eliminated in finals by St. Louis.
Defeated Syracuse in consolation game.
1950 Won 1, Lost 1. Eliminated in first game by St. Louis.
1949 Won 2, Lost 0. Defeated Bradley for championship.
1948 Won 1, Lost 1. Eliminated in finals by St. Louis.
1946 Won 0, Lost 1. Lost to Oklahoma A&M.
1940 Won 0, Lost 1. Lost to Indiana.
1939 Won 1, Lost 0. Defeated Ohio State for championship.
1937 Won 1, Lost 0. Defeated Pittsburgh for championship.

(For Dates, Sites and Scores See All-Time Record Section)

U.K. INVITATIONAL TOURNAMENT

(Ten Appearances — Six Championships)

- 1962 Won 2, Lost 0. Defeated Iowa and West Virginia for championship.
1961 Won 2, Lost 0. Defeated Tennessee and Kansas State for championship.
1960 Won 1, Lost 1. Lost championship to St. Louis.
1959 Won 1, Lost 1. Lost championship to West Virginia.
1958 Won 2, Lost 0. Defeated Ohio State and West Virginia for championship.
1957 Won 1, Lost 1. Eliminated by West Virginia in first game, Defeated Minnesota for third place.
1956 Won 2, Lost 0. Defeated Southern Methodist and Illinois for championship.
1955 Won 1, Lost 1. Lost championship to Dayton.
1954 Won 2, Lost 0. Defeated Utah and LaSalle for championship.
1953 Won 2, Lost 0. Defeated Duke and LaSalle for championship.

(For Dates, Sites and Scores See All-Time Record Section)

NATIONAL INVITATION TOURNAMENT (NIT)

(Five Appearances—One Championship)

- 1950 Won 0, Lost 1. Eliminated in first game by CCNY.
1949 Won 0, Lost 1. Eliminated in first game by Loyola (Chicago).
1947 Won 2, Lost 1. Eliminated by Utah in third game.
1946 Won 3, Lost 0. Defeated Rhode Island for championship.
1944 Won 2, Lost 1. Eliminated by St. John's in second game. Defeated Oklahoma A&M in consolation game.

(For Dates, Sites and Scores See All-Time Record Section)

SOUTHERN INTERCOLLEGIATE ATHLETIC ASSOCIATION (SIAA) TOURNAMENT

(Three Appearances—One Championship)

- 1924 Won 0, Lost 1. Eliminated in first game by North Carolina.
1922 Won 1, Lost 1. Eliminated in second game by Mercer.
1921 Won 4, Lost 0. Defeated Georgia for championship.

(For Dates, Sites and Scores See All-Time Record Section)

SOUTHERN CONFERENCE TOURNAMENT

(Seven Appearances—No Championships)*

- 1932 Won 1, Lost 1. Eliminated in second game by North Carolina.
1931 Won 3, Lost 1. Eliminated in finals by Maryland.
1930 Won 2, Lost 1. Eliminated in semi-finals by Duke.
1929 Won 1, Lost 1. Eliminated in second game by Georgia.
1928 Won 2, Lost 1. Eliminated in semi-finals by Mississippi.
1926 Won 2, Lost 1. Eliminated in semi-finals by Miss A&M.
1925 Won 1, Lost 1. Eliminated in second game by Georgia.

* Kentucky joined Southeastern Conference in 1933.

OLYMPIC TRIALS TOURNAMENT

(One Appearance—Champions College Bracket)

- 1948 Won 2, Lost 1. Qualified as NCAA Champion. Defeated Louisville and Baylor for championship College Bracket. Lost to AAU Champion Phillips Oilers in National Finals.

(For Dates, Sites and Scores See All-Time Record Section)

OLYMPIC GAMES

(One Appearance—One World Championship)

- 1948 Won 8, Lost 0. Kentucky participated along with the Phillips Oilers as the United States' basketball entry. Defeated France for the championship.

(For Dates, Sites and Scores See All-Time Record Section)

SOUTHEASTERN CONFERENCE (SEC) TOURNAMENT

(Nineteen Appearances—Record 13 Championships)*

| | | |
|------|---------------------|--|
| 1952 | Won 4, Lost 0. | Defeated Louisiana State for championship. |
| 1951 | Won 3, Lost 1. | Eliminated in finals by Vanderbilt. |
| 1950 | Won 3, Lost 0. | Defeated Tennessee for championship. |
| 1949 | Won 4, Lost 0. | Defeated Tulane for championship. |
| 1948 | Won 4, Lost 0. | Defeated Georgia Tech for championship. |
| 1947 | Won 4, Lost 0. | Defeated Tulane for championship. |
| 1946 | Won 4, Lost 0. | Defeated Louisiana State for championship. |
| 1945 | Won 4, Lost 0. | Defeated Tennessee for championship. |
| 1944 | Won 3, Lost 0. | Defeated Tulane for championship. |
| 1943 | Won 3, Lost 1. | Eliminated in finals by Tennessee. |
| 1942 | Won 4, Lost 0. | Defeated Alabama for championship. |
| 1941 | Won 3, Lost 1. | Eliminated in finals by Tennessee. |
| 1940 | Won 3, Lost 0. | Defeated Georgia for championship. |
| 1939 | Won 3, Lost 0. | Defeated Tennessee for championship. |
| 1938 | Won 0, Lost 1. | Eliminated in first game by Tulane. |
| 1937 | Won 3, Lost 0. | Defeated Tennessee for championship. |
| 1936 | Won 1, Lost 1. | Eliminated in second game by Tennessee. |
| 1935 | No Tournament Held. | |
| 1934 | Won 0, Lost 1. | Eliminated in first game by Florida. |
| 1933 | Won 4, Lost 0. | Defeated Mississippi State for championship. |

(For Dates, Sites and Scores See All-Time Record Section)

* No tournament held since 1952.

OLYMPIC GOLD MEDAL WINNERS

(With seven players winning the coveted medal for Olympic participation, Coach Rupp and Kentucky lead the nation in honorees.)

| | | | |
|---------------------|------|---------------------|------|
| Wallace Jones | 1948 | Kenny Rollins | 1948 |
| Cliff Barker | 1948 | Billy Evans | 1956 |
| Ralph Beard | 1948 | Adrian Smith | 1960 |
| Alex Groza | 1948 | | |

CHANDLER TROPHY

(Donated annually by Radio Station WVLK of Lexington in honor of A. B. (Happy) Chandler, two-time Governor of Kentucky and former Commissioner of Baseball. This trophy is awarded to the basketball player chosen by a secret committee as best exemplifying the qualities of leadership, scholarship, character and ability.)

| | | | |
|------------|----------------|------------|--------------|
| 1963 | Roy Roberts | 1956 | Bob Burrow |
| 1962 | Larry Pursiful | 1955 | Bill Evans |
| 1961 | Dick Parsons | 1954 | Frank Ramsey |
| 1960 | Dick Parsons | 1953 | Not awarded |
| 1959 | Johnny Cox | 1952 | Frank Ramsey |
| 1958 | Vernon Hatton | 1951 | Frank Ramsey |
| 1957 | Ed Beck | | |

ADOLPH F. RUPP TROPHY

(Donated By Coach Rupp to UK's Best Free Throw Shooter)

| | | |
|------------|--------------------------|-----------------|
| 1963 | Scotty Baesler (G) | 59 of 69—85.5% |
| 1962 | Larry Pursiful (G) | 89 of 109—81.6% |

KENTUCKY CENTRAL INSURANCE COMPANIES TROPHY

(Given annually by Mr. Garvis Kincaid, Lexington financier, to the player chosen by a secret committee as most valuable to his team.)

1963 Ted Deeken 1962 Cotton Nash

KIWANIS 110 PERCENTER AWARD

(Given annually by the Kiwanis Clubs of Lexington to the player demonstrating effort beyond the call of duty.)

1963 Roy Roberts

KENTUCKY ALL-AMERICANS

(22 Players Honored 32 Times)

| Name | Position | Year |
|----------------|----------------|------------|
| Basil Haydon | Forward | 1921 |
| Burgess Carey | Guard | 1925 |
| Carey Spicer | Forward | 1929-31 |
| Paul McBrayer | Guard | 1930 |
| Forrest Sale | Center-Forward | 1932-33 |
| Ellis Johnson | Guard | 1933 |
| John DeMoisey | Center | 1934 |
| LeRoy Edwards | Center | 1935 |
| Bernard Opper | Guard | 1939 |
| Lee Huber | Guard | 1940-41 |
| Bob Brannum | Center | 1944 |
| Jack Parkinson | Guard | 1946 |
| Ralph Beard | Guard | 1947-48-49 |
| Alex Groza | Center | 1947-48-49 |
| Wallace Jones | Forward | 1949 |
| Bill Spivey | Center | 1951 |
| Cliff Hagan | Center | 1952, 54 |
| Frank Ramsey | Guard | 1952, 54 |
| Bob Burrow | Center | 1956 |
| Vernon Hatton | Guard | 1958 |
| Johnny Cox | Forward | 1959 |
| Cotton Nash | Center-Forward | 1962-63 |

HELMS ATHLETIC FOUNDATION COLLEGIATE BASKETBALL SELECTIONS

College Basketball Hall of Fame

1946—Adolph F. Rupp Coach
1963—Forest (Aggie) Sale Player

Player of the Year

1933—Forest Sale Center-Forward
1935—LeRoy Edwards Center
1949—Alex Groza Center
1951—Bill Spivey Center

Helms' National Champions

| | W | L | Points | Points Against |
|---------------------|----|---|--------|-------------------|
| 1933—Kentucky | 20 | 3 | 1073 | 630 |
| 1948—Kentucky | 36 | 3 | 2690 | 1730 |
| 1949—Kentucky | 32 | 2 | 2320 | 1492 |
| 1951—Kentucky | 32 | 2 | 2540 | 1783 |
| 1954—Kentucky | 25 | 0 | 2187 | 1508 |
| 1958—Kentucky | 23 | 6 | 2166 | 1817 |

ALL-SOUTHERN CONFERENCE

| | | | |
|--------------------------|----------|---------------------------|------|
| Paul Jenkins (G) | 1926 | George Yates (G) | 1931 |
| Carey Spicer (G) | 1929-'31 | Ellis Johnson (C-F) | 1932 |
| Louis McGinnis (F) | 1931 | | |

ALL-SOUTHEASTERN CONFERENCE

(39 Players Chosen 67 Times)

| | | | |
|----------------------------|---------------------|---------------------------|---------------------|
| Ellis Johnson (G) | 1933 | Wallace Jones (F) .. | 1946, '47, '48, '49 |
| Forest Sale (C) | 1933 | Joe Holland (F) | 1947 |
| John DeMoisey (F) | 1933, '34 | Kenny Rollins (G) | 1947, '48 |
| Bill Davis (G) | 1934 | Alex Groza (C) | 1948, '49 |
| Leroy Edwards (C) | 1935 | Jim Line (F) | 1950 |
| Dave Lawrence () | 1935 | Bill Spivey (C) | 1950, '51 |
| Ralph Carlisle (F) | 1936, '37 | Walt Hirsch (F) | 1951 |
| Warfield Donohue (G) | 1937 | Shelby Linville (F) | 1951 |
| Bernie Opper (G) | 1938, '39 | Bobby Watson (G) | 1951, '52 |
| Layton Rouse (G) | 1940 | Frank Ramsey (G) | 1951, '52, '54 |
| Lee Huber (G) | 1941 | Cliff Hagan (C) | 1952, '54 |
| James King (C) | 1941 | Bill Evans (G-F) | 1955 |
| Marvin Akers (F) | 1941, '43 | Bob Burrow (C) | 1955, '56 |
| Ermal Allen (F) | 1942 | Johnny Cox (F) | 1957, '58, '59 |
| Melvin Brewer (C) | 1943 | Vernon Hatton (G) | 1958 |
| Bob Brannum (C) | 1944 | Don Mills (C) | 1960 |
| Jack Parkinson (G) | 1944, '45, '46 | Bill Lickert (F-G) | 1959, '60, '61 |
| Jack Tingle (F) | 1944, '45, '46, '47 | Larry Pursiful (G) | 1962 |
| Kenton Campbell (C) | 1945 | Cotton Nash (C-F) | 1962, '63 |
| Ralph Beard (G) | 1946, '47, '48, '49 | | |

ALL-NCAA TOURNAMENT

(FINALS)

| | | | |
|---------------------------|------------|-------------------------|------|
| Alex Groza (C) | 1948, '49* | Vernon Hatton (G) | 1958 |
| Bill Spivey (C) | 1951 | Johnny Cox (F) | 1958 |
| Shelby Linville (F) | 1951 | | |


* Chosen Most Valuable Player 1948, '49.

(REGIONAL)

| | | | |
|-------------------------|-----------|--------------------------|----------------|
| Alex Groza (C) | 1948, '49 | Johnny Cox (F) | 1957, '58, '59 |
| Bill Spivey (C) | 1951 | Bill Lickert (F) | 1961 |
| Bob Burrow (C) | 1955, '56 | Larry Pursiful (G) | 1962 |
| Vernon Hatton (G) | 1958 | Cotton Nash (C-F) | 1962 |

BACKGROUND BRIEFS

(Player Sketches Alphabetically Arranged)




JOHN ADAMS (No. 45)

6-6½ Junior Center

Rising Sun, Ind.

Rapidly rounding into the dependable form that he displayed as a star schoolboy at Rising Sun (Ind.) High and as a stand-out Kentucky freshman two seasons back, Long John Adams should be a big gun in the Wildcat picture this season . . . He is a much-improved ball player over the inadequate (2.9 scoring average) performer of a year ago and set a pace in pre-season practice that has tabbed him as the man to beat out for the pivot job . . . His height (second tallest varsityman at 6-6½) and rebounding potential is being counted on to free Cotton Nash for exclusive forward duty and make for a more effective combination . . . Adams is aggressive and a hard man to move out under the basket . . . His best shot is an easy hook from the circle area . . . The Hoosier hot shot, who hails from a small community in Indiana 25 miles down the Ohio River from his Cincinnati birthplace, started only five games last year (first in the UKIT championship battle when he contributed six points and 15 rebounds) but logged action in a total of 16 games . . . His high point production was 8 against Iowa and his top rebounding came on 15 retrieves in the Iowa game . . . Adams is one of two Indiana products on the varsity—guard Ron Kennett of Lawrenceburg is the other . . . Mysteriously overlooked in All-State balloting as a schoolboy standout, John averaged 21 points and 22 rebounds a game in his senior year . . . He had a 46 point effort to set a high school record for one game . . . Also lettered baseball and track . . . UK scouts closely followed his career for two years before signing him in a successful bid against several other schools . . . He confirmed this faith with a brilliant UK freshman performance that saw him average 16.6 in the points department and hustle to a 13.4 rebound standing.

| Year | G | Sts. | Time | FG | FT | Reb. | TP | Ave. | Season High |
|-----------------|----|------|--------|-----|----|------|-----|------|--------------------|
| 1961-62 (Fr.) | 18 | 18 | | 117 | 65 | 242 | 299 | 16.6 | 26 (Parkette-YMCA) |
| 1962-63 (Soph.) | 16 | 5 | 238:43 | 21 | 4 | 91 | 46 | 2.9 | 8 (Iowa) |



LARRY CONLEY (No. 40)


6-3¼ Sophomore Forward

Ashland, Ky.

One of a trio of unpredictable, talkative, extremely active sophomore cutups who have been dubbed the "Katzenjammer Kids" by an admiring Coach Rupp, Conley figures importantly in the Kentucky cage picture as it shapes up at the start of the 1963-64 campaign . . . Only the lack of necessary experience in the calibre of competition faced by the Wildcat varsity is holding him back and he is tabbed as a fast comer who should see considerable relief action early and put in a bid for regular duty as he develops know-how . . . Everyone who has seen the youngster as both a freshman star and as an improving varsityman has confidence he will help the UK

cause in time in a fashion reminiscent of ex-Wildcat All-American Frank Ramsey . . . Larry's stamina and continual hustle belies a seemingly inadequate physical makeup—he checks in a 6-3¼ and only 170 pounds . . . He possesses fine speed, a quick pair of hands, good reactions and passes very well to establish himself as a valuable floor man . . . In addition, his hustle, talkative nature, cage savvy and popularity make him a leader . . . Conley, who is taking pre-dental work with the idea of eventually becoming a dentist if a coaching opportunity fails to develop, was a do-everything guy at Ashland (Ky.) High school where he played a major role in leading the Tomcats to the championship in 1961 . . . Earned schoolboy All-America honors . . . The son of George Conley, an SEC cage official and former State Senator, is a coach's dream and proved it as a Kentucky freshman last season when he posted a 16.1 scoring average and was instrumental in the Kittens' 14-3 season record . . . His high point performance as a yearling came against the Georgetown College "B" team when he hit for 32 . . . As a high schooler, he posted a career total of 1,475 points in 109 games while playing all positions.

| Year | G | Sts. | Time | FG | FT | Reb. | TP | Ave. | Season High |
|---------------|----|------|-------|-----|----|------|-----|------|---------------------|
| 1962-63 (Fr.) | 16 | 16 | | 105 | 55 | 106 | 265 | 16.1 | 32 (Georgetown "B") |




GEORGE CRITZ (No. 34)

6-4 Senior Forward

Bellbrook, Ohio

A member of the "Lost Battalion" of sparsely used reserves on last season's Kentucky cage outfit, George Critz heads into his final campaign of collegiate basketball with hope that he can stage a comeback that will materially aid the Wildcat cause . . . The precedent is established—graduated defensive star Roy Roberts made the unheralded jump from "Lost Battalion" status to regular varsity duty—but an even more spectacular rise in fortune must occur if George is to gain starting status this season . . . He has played in just three games during his varsity career—two as a sophomore and one a year ago—for a total action time of approximately eight and one-half minutes . . . Critz's point production amounts to one basket each year, against Baylor as a soph and in the Dartmouth contest during the past season . . . Although the road to consistent varsity duty has been a rough one, George has been a willing worker who has always tried hard to improve himself and never complains about his role . . . Kentucky coaches are hopeful that this attitude plus expected improvement and the stimulus of a final year will allow Critz to see more playing time this season . . . He is not a bad shot and an average rebounder who could please everyone by pulling himself up by the bootstraps . . . The name, incidentally, is pronounced as if it were spelled CRITES . . . He hails from the small Ohio community of Bellbrook near Dayton and set all kinds of scoring records for the high school there as he netted over 700 points in his senior year . . . Mentioned on the All-State team in his final schoolboy year of 1959-60 when he paced the Bellbrook Eagles to a 24-3 tally.

| Year | G | Sts. | Time | FG | FT | Reb. | TP | Ave. | Season High |
|-----------------|----|------|-------|----|----|------|-----|------|---------------------|
| 1960-61 (Fr.) | 18 | 14 | | 60 | 23 | 131 | 143 | 7.9 | 23 (S.E. Christian) |
| 1961-62 (Soph.) | 2 | 0 | 6:08 | 0 | 2 | 2 | 2 | 1.0 | 2 (Baylor) |
| 1962-63 (Jr.) | 1 | 0 | 2:36 | 1 | 0 | 0 | 2 | 2.0 | 2 (Dartmouth) |



TED DEEKEN (No. 12)


6-3½ Senior Forward

Louisville, Ky.

Nicknamed "Fireman Ted" after several sensational game-saving performances late last season, Deeken returns for a final campaign as a Wildcat with credentials as the "Most Valuable Player" of UK's 1962-63 season and offsetting status as one of the big question marks in Kentucky plans for the coming campaign . . . How well and how consistently Deeken can perform in a regular duty role only time will tell . . . His stellar clutch contributions of a year ago saw him come off the bench eight times to either lead the Wildcats to victory or narrow the margin . . . One of Ted's

brightest accomplishments of the season came against Mississippi State when he notched 25 big points while making only his second start of the season . . . In that big game, he played the full 40 minutes for one of the rare times in the campaign. . . . Deeken saw action for the complete route also against Vanderbilt in the following game and picked up 43:09 of experience earlier in an overtime encounter with Tennessee . . . Playing in 24 of the Wildcats' 25 games, Ted accumulated 235 points for a 9.8 average . . . The 25 against Mississippi State was his highest point effort of the season as he logged the third highest total playing time of any varsityman with 628:38 . . . Coach Rupp cites Deeken's improved showing as a regular but worries about his consistency . . . However, there is reason to believe Ted is ready for a great season . . . In the background is his experience as a high school star who led Louisville Flaget to the 1960 state championship and attainment of All-State honors as one of the top schoolboy prospects in the state . . . As a UK freshman, he rivaled Cotton Nash for scoring honors while operating as a starting forward, registering points at a 17.7 clip . . . During a disappointing soph year, he collected only 29 points.

| Year | G | Sts. | Time | FG | FT | Reb. | TP | Ave. | Season High |
|-----------------|----|------|--------|-----|----|------|-----|------|------------------------|
| 1960-61 (Fr.) | 18 | 18 | | 130 | 60 | 188 | 320 | 17.7 | 28 (Lee's J.C.) |
| 1961-62 (Soph.) | 14 | 0 | 61:45 | 12 | 5 | 22 | 29 | 2.1 | 6 (Miami, Ohio) |
| 1962-63 (Jr.) | 24 | 7 | 628:38 | 89 | 57 | 151 | 235 | 9.8 | 25 (Mississippi State) |



RANDY EMBRY (No. 11)

5-11 Junior Guard


Owensboro, Ky.

Although the smallest man on the varsity roster at 5-11 and 170 pounds, Randy Embry looms as one of the biggest men in the Kentucky picture this season . . . Unless someone suddenly develops to beat him out, he appears ready to step into the starter's job that he picked up late last season following the loss of guard Chili Ishmael on scholastic ineligibility grounds . . . Embry appears destined to take over the vital "quarterback" role in setting up plays and generally "directing traffic" . . . He's typical of the good little men who have often been a vital cog in Kentucky machinery

that ground out some of the school's greatest basketball records—a speedy and elusive dribbler, good long-range bomber and smart floor general in the pattern of

such Wildcat greats as Bobby Watson, Ralph Beard and Adrian Smith . . . Appropriately, Embry was tutored for his role by Watson, captain of the 1952 defending national champions and now coach at Owensboro (Ky.) High school . . . Another hometown idol is ex-UK All-America Cliff Hagan . . . Embry twice was an All-State pick and mentioned on the prep All-America . . . Randy came along extremely fast last year in his development in view of the fact that he had been slowed in picking up game experience as a freshman by a broken ankle . . . He saw only limited service in relief roles until suddenly promoted to a starting assignment in the 20th game against Mississippi . . . Starting the rest of the season, Embry pushed his point production total to 95 for the campaign and logged 335:02 playing time . . . He's a good long-range shot with a two-hand set . . . High point effort as a soph came against Tennessee with 12 . . . Scored 21 in one game as yearling . . . Plays a good shortstop for the UK baseball team in the off season.

| Year | G | Sts. | Time | FG | FT | Reb. | TP | Ave. | Season High |
|-----------------|----|------|--------|----|----|------|----|------|--------------------------|
| 1961-62 (Fr.) | 9 | 5 | | 34 | 11 | 23 | 79 | 8.7 | 21 (Lindsey-Wilson J.C.) |
| 1962-63 (Soph.) | 20 | 6 | 335:02 | 42 | 11 | 32 | 95 | 4.7 | 12 (Tennessee) |




MICKEY GIBSON (No. 42)

6-2¼ Sophomore Forward
Hazard, Ky.

Scoring ace of a highly-touted Kentucky freshman group last season, Gibson racked up points at a 23.1 clip until sidelined by academic troubles during the second semester and Coach Rupp has high hopes for the youngster whom he labels "a left handed Johnny Cox who is as good as anyone I've ever seen at this stage" . . . Cox, hailing from the same home town as Gibson and similar to Gibson in shooting style, attained All-America at UK in 1959 . . . Mickey's best shot is a medium range jumper and he used it extensively in netting 369 points in 16 frosh encounters . . .

Gibson, whose real first name is Lloyd, also paced the Kentucky yearlings in rebounding with 197 retrieves for a 12.7 average . . . His highs for the season were 40 points against the Bellarmine frosh, which included a new school freshman record of 19 field goals, and 18 rebounds versus the Winchester Eagles . . . Micked served notice of his potential by hitting 31 points in his first game in a Kentucky uniform . . . He was over the magic 20 mark not less than 11 times and 14 points was the lowest one-night effort he had as a freshman . . . His cage career high is a 46 he bucketed as a sophomore at Carr Creek High and as a junior at Hazard High after transferring . . . Although born in Exeter, Va., Mickey now calls Hazard, Ky., home after residing in five other cities during his youth . . . Picked up All-State cage honors two years while playing his final two schoolboy years for the Hazard Bulldogs . . . He has ambitions to play pro basketball or coach after graduation . . . Despite his terrific schoolboy and freshman showing, Gibson may find it tough to break into the starting lineup early as a forward due to inexperience but should be heard from by tournament time in late December.

| Year | G | Sts. | Time | FG | FT | Reb. | TP | Ave. | Season High |
|---------------|----|------|-------|-----|----|------|-----|------|---------------------|
| 1962-63 (Fr.) | 16 | 16 | | 158 | 53 | 197 | 369 | 23.1 | 40 (Bellarmine Fr.) |




SAM HARPER (No. 32)

6-3 Junior Guard

Clinton, Ky.

For the second straight year, Sam Harper has to be regarded as the "darkhorse" of the Wildcat cage corps . . . Accorded only second team All-State honors in his final schoolboy campaign in 1961, Sam nevertheless was chosen by that astute judge of horseflesh—Adolph Rupp—for his stable of Kentucky thoroughbreds . . . Harper, who is no relation to teammate Tom Harper—also running at guard on the current UK team, confirmed Rupp's judgment with a good freshman season during which he collected points at a 14.1 rate and wound up as third leading scorer . . . But his break-in varsity play of last year left something to be desired in the realm of consistency . . . He loomed as a prime candidate to succeed graduated Larry Pursiful at a starting guard post and got the nod to open the first two games of the season . . . He netted 12 in the opener, then fell off to seven in the second contest and during the remainder of the season notched no more than two points in any game . . . Inability to score cost him his starting job, which was taken over by Chili Ishmael . . . For the total campaign, Sam collected just 25 points while seeing 92:09 action in 10 games . . . His high was the 12 registered in the opener with Virginia Tech . . . He added 16 rebounds to the UK cause . . . With a wealth of guard material on hand this season, it's possible Sam may move to forward or at least see some action there . . . He ern Kentucky . . . He has good speed, ruggedness and is a good ball handler who fits ideally into a fast break offense . . . Posted a 20-point average in his final schoolboy year.

| Year | G | Sts. | Time | FG | FT | Reb. | TP | Ave. | Season High |
|-----------------|----|------|-------|-----|----|------|-----|------|--------------------|
| 1961-62 (Fr.) | 18 | 17 | | 114 | 26 | 105 | 254 | 14.1 | 28 (Tennessee Fr.) |
| 1962-63 (Soph.) | 10 | 2 | 92:09 | 10 | 5 | 16 | 25 | 2.5 | 12 (Virginia Tech) |



TOM HARPER (No. 31)


6-2 Senior Guard

Winchester, Ky.

One of the most outstanding floor shots ever produced in Kentucky schoolboy basketball, Tommy Harper knows where the bucket is and looks good in practice rounds as he fires his favorite shot—a left handed push . . . The trouble stems from inability to connect in similar fashion under game conditions and he has learned a sad lesson, too, that the game consists of more than just heading the ball toward the basket . . . To his and his coaches dismay, Tommy has had particular troubles defensively—letting his man score as much or more than he does himself . . . Harper has seen very little action in his previous two varsity campaigns, compiling about eight and one-half minutes of game duty as a sophomore two years back and seeing just 2:36 of action last season (Dartmouth game) while relegated to the "Lost Battalion"—a group

of a half dozen sparsely used reserves . . . Coach Rupp is hopeful that Harper will find himself this year with the impetus of a final year and knowledge that "Lost Battalion" men before him have made significant jumps in status . . . The former Clark County High All-State star has the potential to provide considerable help as he has demonstrated improvement in some phases of his game . . . Point-wise, his contribution has consisted entirely of the six he netted as a sophomore since he was scoreless in the only game he entered last season . . . At 6-2, he is a shade taller than the typical UK guards of the past but takes a back seat in this department to 6-5 $\frac{3}{4}$ Tommy Kron and 6-5 Charles Ishmael . . . Started 17 of 18 freshman games and posted 16.7 scoring average . . . He's no relation to teammate Sam Harper . . . Plans to teach and coach.

| Year | G | Sts. | Time | FG | FT | Reb. | TP | Ave. | Season High |
|-----------------|----|------|-------|-----|----|------|-----|-------|--------------------|
| 1961-61 (Fr.) | 18 | 17 | | 135 | 36 | 80 | 306 | 16.7 | 32 (Tennessee Fr.) |
| 1961-62 (Soph.) | 4 | 0 | 8:26 | 2 | 2 | 5 | 6 | 1.5 | 4 (Baylor) |
| 1962-63 (Jr.) | 1 | 0 | 2:36 | 0 | 0 | 0 | 0 | | |




CHARLES (CHILI) ISHMAEL (No. 22)

6-5 Senior Guard
Mt. Sterling, Ky.

Chili Ishmael has the potential to be a top-flight scoring star, Coach Rupp is on record as declaring . . . He demonstrated as much in his final game in a varsity uniform last season when he poured in 30 vital points against Florida in a conference test at Lexington . . . It's the circumstances that worry his coach: Ishmael's great effort came on the final night of his eligibility (he ran into academic troubles and missed the final six games) and The Baron wonders if his ace can pick up the pace again . . . The answer, as it has been formulated in pre-season practice, is that Ishmael will be back as strong as ever . . . Indications are that he is ready to step into the starting guard job that he had held consistently a year ago starting with the third game (Florida State) when he took over from Sam Harper . . . Such a circumstance would provide the Wildcats with highly-desirable height and dependable outside shooting . . . Ish's chief competition looms as Terry Mobley . . . Both drive for the basket recklessly and hit well from medium range . . . The hustling Ishmael, who came to UK on a football scholarship but gave up the sport after playing a freshman season at end in 1960, was an all-around athlete at Mt. Sterling High—earning second team All-State selection in both basketball and football as well as MVP designations in each sport . . . He gave every indication of being a terrific cage prospect by his play as a Kitten in 1960-61, posting a 12.9 scoring average and recovering 74 rebounds in 11 games . . . A disappointing soph year saw him limited to a mere 2.0 average but he saw action in only eight games . . . Last season, he started 17 of 19 games and finished right behind Cotton Nash in scoring with 212 points and an 11.1 average.

| Year | G | Sts. | Time | FG | FT | Reb. | TP | Ave. | Season High |
|-----------------|----|------|--------|----|----|------|-----|------|--------------------------|
| 1960-61 (Fr.) | 11 | 10 | | 57 | 28 | 74 | 142 | 12.9 | 22 (Lindsey-Wilson J.C.) |
| 1961-62 (Soph.) | 8 | 0 | 33:45 | 8 | 0 | 10 | 16 | 2.0 | 4 (Baylor, Tennessee) |
| 1962-63 (Jr.) | 19 | 17 | 580:25 | 90 | 32 | 85 | 212 | 11.1 | 30 (Florida) |




RON KENNETT (No. 50)

6-0 Junior Guard
Lawrenceburg, Ind.

Another of the Kentucky cage squad's little men, Kennett stands just six-foot and checks in at 172 pounds but makes up for what he lacks in size with tremendous hustle on the basketball court . . . Ron is blessed with good speed and footwork that lets him move as well as any of the Wildcats . . . Like teammate Randy Embry, he is the "Little Man" type on whom Coach Rupp has relied for much quarterbacking help during many of UK's finest seasons . . . The little guy who can scoot, bring the ball down court and hit from outside has often been the vital ingredient . . .

Kennett fills this bill to a degree but has yet to prove himself a consistently heavy scorer capable of winning a regular duty spot in the lineup . . . His exceptional ability as a feeder and ball handler should stand him in good stead for more extensive duty if he can pick up in scoring this season . . . The Hoosier hot shot joins with center John Adams of Rising Sun to provide the varsity with an Indiana flavor . . . During his initial season as a collegian two years back, Kennett stood fifth in freshman scoring with an 8.6 average on 155 points collected in 18 Kitten games . . . Although he started only seven contests, Ron saw a lot of action and posted a single game high of 25 in mid-season . . . His break-in year as a varsityman resulted in a drop off to just two points that he picked up in the first UKIT game against Iowa . . . All told, he saw a total of 10 minutes and 48 seconds of action in four games . . . While still a schoolboy at Lawrenceburg, he was classed as one of the outstanding playmakers in Indiana and gained All-Conference selection after producing 400 points in his final season . . . He's a baseball standout in the off-season.

| Year | G | Sts. | Time | FG | FT | Reb. | TP | Ave. | Season High |
|-----------------|----|------|-------|----|----|------|-----|------|--------------------|
| 1961-62 (Fr.) | 18 | 7 | | 1 | 0 | 2 | 2 | .5 | 2 (Iowa) |
| 1962-63 (Soph.) | 4 | 0 | 10:48 | 58 | 39 | 37 | 155 | 8.6 | 25 (YMCA-Parkette) |



TOMMY KRON (No. 30)


6-5 $\frac{3}{4}$ Sophomore Guard
Owensboro, Ky.

There is more to attract attention to Tommy Kron than just his unusual 6-5 $\frac{3}{4}$ height as a guard . . . Although he ranks as the tallest man ever to perform at this position for the Wildcats and likely one of the biggest back court men in the nation, Kron commands respect for his ability as a complete and outstanding basketball player . . . He is a guy who does everything well and, once he picks up experience in the calibre of ball played by Kentucky's foes, is expected to rank as a strong All-America contender . . . Much of this confidence in Kron's future chances at stardom stems

from his great showing as a Kentucky yearling in 1962-63 when he posted a creditable 16.6 scoring average that was second only to Mickey Gibson and ranked second

in rebounding with 140 in 17 games from his guard position . . . Tommy started every game played by the freshmen, including the finale against the Tennessee frosh in Knoxville . . . In that game, he put on a one-man show out of necessity as the leader of a five-man total Kitten squad (ineligibility had sidelined three other scholarship men who had been starters) . . . When teammate Larry Lentz fouled out with nearly three minutes to go, Kron had to hold the fort with three "students" . . . He personally controlled the ball during much of the game and wound up with high point honors of 18 . . . Tommy, who is highly respected by teammates, has natural leadership qualities that are expected to enhance his play as a varsity performer and in possible future pro work . . . He took all 12 years of his schooling at Tell City, Ind., but now calls Owensboro home . . . Wrote Coach Rupp about his intentions to attend UK while an eighth grader . . . Picked up All-State first team honors in basketball and was a second team choice at quarterback in football.

| Year | G | Sts. | Time | FG | FT | Reb. | TP | Ave. | Season High |
|---------------|----|------|-------|-----|----|------|-----|------|--------------------|
| 1962-63 (Fr.) | 17 | 17 | | 116 | 51 | 140 | 283 | 16.6 | 27 (YMCA-Parkette) |




LARRY LENTZ (No. 54)

6-8 Sophomore Center
Lakeview, Ohio

One of four promising sophomores up after good showings as yearling performers, Larry Lentz is distinguished both by the fact that he is the team's tallest man at 6-8 and by the impression that he was one of the fastest improving players on the Kitten squad at season end . . . The young giant from the Buckeye State, who is joined in representing Ohio by George Critz of Bellbrook, displayed continual progress in development of his potential ability and cage savvy in the later stages of his freshman year and is counted on for important relief action this season . . . His height will be a

particular blessing to a squad which is handicapped by the lack of a really big man in the starting lineup . . . Looks a lot like Bill Spivey at this stage in his career but more rugged with 220 pounds spread over a sturdy frame . . . Regrettably, Lentz has never quite attained the form that Coach Rupp hoped for when he signed him as something of a "darkhorse" . . . Larry operated as an outstanding pivotman for Indian Lake High School in nearby Lewistown, Ohio, and averaged 22 points a game plus posting a 14-per-game rebound rate . . . But he never gained recognition above honorable mention on the All-State selections although he led his club into tournament play . . . Larry is blessed with a fine touch for a big man and is highly accurate on his shooting—averaging 61 percent from the field in high school and tied for the team lead as a freshman shooter at 47.7 percent . . . His freshman season netted him 111 points and a 6.5 average that was fifth best on the team . . . High game was 16 against the Tennessee frosh . . . Also collected total of 124 rebounds to rank third . . . Started 13 games.

| Year | G | Sts. | Time | FG | FT | Reb. | TP | Ave. | Season High |
|---------------|----|------|-------|----|----|------|-----|------|--------------------|
| 1962-63 (Fr.) | 17 | 13 | | 42 | 27 | 124 | 111 | 6.5 | 16 (Tennessee Fr.) |




TERRY MOBLEY (No. 25)

6-3 Junior Guard

Harrodsburg, Ky.

Tutored by a former Kentucky All-America cager in his schoolboy days and now an experienced operative after two seasons in a UK uniform, Terry Mobley is a man to watch in the Wildcat basketball picture this season . . . The Harrodsburg ace is tabbed in pre-season thinking as a possible guard starter—taking up a role that he had on three occasions last season . . . Mobley saw the major portion of his varsity action in 1962-63 as a top guard reserve but got a starting job after teammate Chili Ishmael was lost due to academic difficulties for the second semester . . . All told, "Mob" got into 18 games as a sophomore and saw a total of 255:59 action time . . . For the campaign, he contributed 87 points and 33 rebounds . . . His high point effort came with 13 against Dartmouth . . . The 4.8 scoring average Mobley posted as a sophomore failed to measure up to the 11.8 mean that went into the record book after a flashy freshman campaign in 1961-62 when he started 10 of the 13 Kitten encounters . . . Further, the off-pace scoring mark did not completely reflect the generally fine play turned in by Mobley last season and accounts for the fact that he is very much in the race for one of the starting assignments in back court along with Chili Ishmael and Randy Embry . . . Terry particularly impresses with his poise under pressure, his drive toward the basket and ability to get open to hit underneath . . . He's quick, alert and an accurate shot from in close or out on the court at medium range . . . Connected at a 46.5 percent clip from the field last winter and was 80.8 percent accurate at the charity line . . . Coached by Forest (Aggie) Sale in high school where he scored at a 23-point clip in his final year and twice was accorded All-State honor.

| Year | G | Sts. | Time | FG | FT | Reb. | TP | Ave. | Season High |
|-----------------|----|------|--------|----|----|------|-----|------|---------------------|
| 1961-62 (Fr.) | 13 | 10 | | 58 | 38 | 47 | 154 | 11.8 | 28 (Lexington YMCA) |
| 1962-63 (Soph.) | 18 | 3 | 255:59 | 33 | 21 | 33 | 87 | 4.8 | 13 (Dartmouth) |



CHARLES (COTTON) NASH (No. 44)

6-5 Senior Forward

Leominster, Mass.

Back for a final collegiate fling with the impressive credentials of two-time All-America selection by the nation's basketball writers, Cotton Nash is the man to watch in this season's edition of Wildcats . . . Coach Rupp declares his super star, who had trouble to some degree last season living up to his truly sensational sophomore achievements, is looking like the Nash of old and seems to have an attitude that should spell much trouble for foes . . . If Nash regains his soph form or improves to any extent on his 20.6 performance of 1962-63, he might succeed to national "Player of the Year" recognition and become the top all-time career scorer in Kentucky's illustrious cage history . . . He achieved the distinction last year of reaching the

coveted 1,000-point club earlier than any previous Wildcat as he moved past the magic number in the 19th game of his junior year . . . Nash now shows a career mark of 1,122 points after netting 608 as a soph and adding 514 last season . . . One of the nation's most widely sought prepsters when he graduated from Lake Charles (La.) High, Cotton was influenced to attend UK by ex-Fabulous Five Wildcat Cliff Barker—who coached him his first two years at Jeffersonville, Ind. . . . Following a true-to-form freshman campaign, Nash began an assault on school and conference marks with such reckless abandon that he became the first soph in 10 years to cop the league scoring crown, won unanimous All-SEC honors, was accorded SEC "Player of the Year" selection, became only the sixth soph in history to be chosen on USBWA first string All-America and was described by his proud coach as the nation's second best cager—second only to Jerry Lucas . . . The nation's writers, among others, again honored Cotton as an All-American last season . . . His nickname is a long-standing tag stemming from the fact his blonde hair once was almost white.

| Year | G | Sts. | Time | FG | FT | Reb. | TP | Ave. | Season High |
|-----------------|----|------|--------|-----|-----|------|-----|------|----------------------------------|
| 1960-61 (Fr.) | 18 | 18 | | 160 | 156 | 293 | 476 | 26.4 | 40 (Marlowe-YMCA, Tennessee Fr.) |
| 1961-62 (Soph.) | 26 | 26 | 927:56 | 221 | 166 | 345 | 608 | 23.4 | 38 (Vanderbilt) |
| 1962-63 (Jr.) | 25 | 25 | 925:50 | 176 | 162 | 300 | 514 | 20.6 | 34 (Virginia Tech) |

SCHOLARSHIP FRESHMEN

BRAD BOUNDS (No. 40)—6-5½ Center—Bluffton, Ind.—One of the most highly-sought prep stars in Indiana last season, Bounds joins Southport's Louie Dampier and Brookville's Gene Stewart on the Kentucky roster and gives Coach Rupp the top Hoosier point producers of 1963 . . . Bounds, classed as a tremendous out-shooter, led all Indiana prep scorers in point average with a prolific 28.4 . . . Dampier copped honors of another fashion, leading in total points with *93 and topping Bounds by just 11 . . . Stewart had over 1,000 points in his career . . . Bounds was signed as a forward prospect, but probably will go to the pivot in the absence of a big man . . . Although born in Detroit, Mich., Brad took all his schooling at Bluffton—a small community near Ft. Wayne . . . Gained All-State selection and was All-Conference three straight seasons while netting 1,666 points in 73 games for career average of 23.8 . . . High night was 43 against Angola High . . . An accurate shot, he hit at 47 percent from the field and 88 percent on free throws.

WAYNE CHAPMAN (No. 12)—6-5 Guard-Forward—Owensboro, Ky.—Paid a unique honor by becoming the first prospect for the 1963-64 Kitten cage aggregation to be signed, Chapman also is the lone Kentuckian among the five outstanding schoolboys awarded cage scholarships this season . . . He hails from the same western Kentucky city—Owensboro—that produced All-America center Cliff Hagan and two-time All-Southeastern guard Bobby Watson . . . At a solid 6-5 and 180 pounds, Chapman is bigger than either of his home town predecessors and represents a new trend toward the big- pro-type guard who can handle defensively a big man on the opponent side . . . Wayne played his high school ball at Daviess County High and paced the Panthers to a 25-4 record in his senior year . . . Accorded first team All-State honors after netting a total of 502 points last season . . . Also starred in baseball and track . . . May also see duty at forward at UK as he did in high school.


LOUIE DAMPIER (No. 10)—6-0 Guard—Southport, Ind.—Top rated as everybody's All-State during a sensational career at Southport (Ind.) High, Dampier is considered one of the outstanding schoolboy cage aces in the country . . . He joins fellow Hoosiers Brad Bounds and Gene Stewart to give the Kittens and future Wildcat aggre-

gations the top scoring punch of Indiana basketball last season . . . Dampier led the state in total points scored with 693 while Bounds, just 11 behind in points, captured honors in scoring average with a 28.4, and Stewart netted over 1,000 points during his career . . . Louie, a slender and agile six footer, had a career total of 1,011 points to establish a new record at Southport High in the suburbs of Indianapolis . . . He also led his team in rebounding and paced his conference in assists . . . In leading his team almost single-handedly to a sectional tournament title, Dampier collected 114 points in four games to better a record set by Oscar Robertson as an Indianapolis Attucks' star . . . He was president of his senior class and is a good student.

PAT RILEY (No. 54)—6-3½ Guard-Forward—Schenectady, N. Y.—A top-drawer schoolboy All-America standout that was high on the wanted list of just about every major school in the country, Riley chose Kentucky because "I always wanted to come to this school since I was a young kid" . . . He remembered seeing and hearing about the great Kentucky teams that played in New York in the early fifties, Riley confided to Coach Rupp who personally signed the star to settle a scramble for his services by about 85 schools . . . During an outstanding, three-year career at Schenectady's Linton High, the sturdily-built Riley alternated between guard, center and forward and scored an even 1,000 points . . . In his final schoolboy season last winter, he connected at a terrific, 29.5 clip and went over 40 in each of the final four games . . . Riley's coveted 1,000-point total was four shy of the record set at the same school by Barry Kramer, NYU All-American who was the nation's No. 2 point producer last season . . . But Riley achieved his mark in 10 less games than it took Kramer to amass 1,004 . . . An all-around sports star, Riley also attained All-America recognition as a football quarterback (he passed up numerous grid offers) and played baseball and track . . . He is the son of former minor league baseball manager Lee Riley, Sr., and a brother of New York Titans' defensive halfback Lee, Jr.

GENE STEWART (No. 30)—6-2 Forward—Brookville, Ind.—One of three Hoosier cage hot shots to cast their lots with University of Kentucky for 1963-64 and future aggregations, Stewart is considered a promising collegiate prospect . . . He joins All-Indiana products Louie Dampier of Southport and Brad Bounds of Bluffton in representing Hoosier-land in the Blue Grass . . . Playing four seasons of basketball at Brookville, Stewart became a regular on his team as a sophomore and was a leading scorer the last three seasons as he produced over 1,000 points against tough competition . . . He averaged over 20 points a game and paced the club in rebounding and assists during the '63 season . . . Stewart also was credited by his coach for overcoming double and triple teaming defensive efforts of opponents and cited for excellent leadership in bringing inexperienced teammates along . . . The Brookville youth was one of only three small town players to gain mention on the All-Indiana selections . . . He had the unusual distinction of serving as team captain in four sports during his senior year.

1963-64 KENTUCKY BASKETBALL WILDCATS



FRONT ROW (left to right)—Head Coach Adolph Rupp, Randy Embry, Terry Mobley, Sam Harper, Larry Conley, Mickey Gibson, Tom Harper, Ron Kennett, Asst. Coach Harry Lancaster, Manager Mike Harrold. BACK ROW—Managers Dan Omlar and Doug Wolfe, Trainer Joe Brown, Cotton Nash, Tommy Kron, Larry Lentz, John Adams, Ted Deeken, Charles Ishmael, George Critz, Asst. Coach Neil Reed and Manager Hub Metry.

KENTUCKY BASKETBALL ROSTER — 1963-64

(Varsity)

| No. | Name | Class | Ltrs. | Age | Ht. | Wt. | Home Town |
|-----------------|-----------------------|-------|-------|-----|------|-----|--------------------|
| GUARDS | | | | | | | |
| 11 | Randy Embry | Jr. | 1 | 20 | 5-11 | 170 | Owensboro, Ky. |
| 22 | Charles Ishmael | Sr. | 1 | 21 | 6-5 | 207 | Mt. Sterling, Ky. |
| 25 | Terry Mobley | Jr. | 1 | 20 | 6-2½ | 192 | Harrodsburg, Ky. |
| 30 | Tommy Kron | Soph. | .. | 19 | 6-5¾ | 204 | Owensboro, Ky. |
| 31 | Tom Harper | Sr. | 0 | 21 | 6-2 | 178 | Winchester, Ky. |
| 32 | Sam Harper | Jr. | 1 | 20 | 6-3 | 176 | Clinton, Ky. |
| 50 | Ron Kennett | Jr. | 0 | 21 | 6-0 | 172 | Lawrenceburg, Ind. |
| CENTERS | | | | | | | |
| 45 | John Adams | Jr. | 1 | 20 | 6-6¼ | 215 | Rising Sun, Ind. |
| 54 | Larry Lentz | Soph. | .. | 19 | 6-8 | 220 | Lakeview, Ohio |
| FORWARDS | | | | | | | |
| 12 | Ted Deeken | Sr. | 2 | 21 | 6-3½ | 185 | Louisville, Ky. |
| 34 | George Critz | Sr. | .. | 21 | 6-4 | 194 | Bellbrook, Ohio |
| 40 | Larry Conley | Soph. | .. | 19 | 6-3¼ | 170 | Ashland, Ky. |
| 44 | Cotton Nash | Sr. | 2 | 21 | 6-5 | 220 | Leominster, Mass. |
| 42 | Mickey Gibson | Soph. | .. | 20 | 6-2¼ | 183 | Hazard, Ky. |

TOTAL CANDIDATES — 14

Lettermen Returning: 7
 Lettermen Lost: 4

Seniors: 5
 Juniors: 5
 Sophs: 4

COACH—Adolph Rupp (34th Year)
 ASST. COACHES—Harry Lancaster and Neil Reed
 TRAINER—Joe Brown
 STUDENT MANAGERS—Hub Metry and Doug Wolfe

UK FRESHMAN BASKETBALL ROSTER — 1963-64

(Kittens)

| B - W Number | Name | Pos. | Age | Ht. | Wt. | Home Town (High School) |
|-----------------|------------------|------|-----|------|-----|------------------------------------|
| 20-4 | John Szalay | F | 18 | 6-2 | 160 | Peninsula, O. (Woodridge) |
| 10-10 | Louie Dampier | G | 18 | 6-0 | 165 | Indianapolis, Ind. (Southport) |
| 11-11 | Jan Chancellor | F | 18 | 6-1 | 180 | Mt. Sterling, Ky. (Montgomery Co.) |
| 12-12 | Wayne Chapman | G-F | 18 | 6-5 | 180 | Owensboro, Ky. (Davies Co.) |
| 14-14 | Donnie Mitts | G | 18 | 6-0 | 175 | Sherman, Ky. (Grant Co.) |
| 21-21 | Curt Brown | F | 18 | 6-0 | 165 | Wilmington, Del. (du Pont) |
| 23-23 | Charles Neville | G | 18 | 6-1 | 170 | Park City, Ky. (Park City) |
| 24-24 | Brooks Alexander | F | 18 | 6-2 | 170 | Louisville, Ky. (Atherton) |
| 25-25 | Edward Grant | F | 18 | 6-2 | 175 | Louisville, Ky. (Manual) |
| 30-30 | Gene Stewart | F | 18 | 6-2 | 190 | Brookville, Ind. (Brookville) |
| 33-33 | Tommy Dale | F-C | 18 | 6-2½ | 160 | Grayson, Ky. (Prichard) |
| 31-34 | Paul Collins | G | 18 | 5-11 | 150 | Waynesburg, Ky. (Lincoln Mem.) |
| 40-40 | Brad Bounds | C | 18 | 6-5½ | 205 | Bluffton, Ind. (Bluffton) |
| 54-54 | Pat Riley | G-F | 18 | 6-3½ | 202 | Schenectady, N. Y. (Linton) |

B — Blue (road) uniform

W — White (home) uniform

COACH—Harry Lancaster (13 Seasons—Won 140, Lost 31)

ASST. COACH—Neil Reed

STUDENT MANAGER—Larry Cosby

TOTAL CANDIDATES—14

1963-64 U.K. FRESHMAN BASKETBALL TEAM



Members of the 1963-64 Kentucky Kittens' cage squad include (front row, left to right)—Coach Harry Lancaster, Dannie Mitts, Gene Stewart, Pat Riley, Brad Bounds, Wayne Chapman, Louie Dampier, Asst. Coach Neil Reed; (back row) Manager Larry Cosby, Paul Collins, Edward Grant, John Szalay, Brooks Alexander, Tommy Dale, Jan Chancellor, Charles Neville and Curt Brown.

SCHEDULE DETAILS

1st Game—VIRGINIA at Lexington—Saturday, Nov. 30

Site—Memorial Coliseum (11,500)
Nickname—Cavaliers
Location—Charlottesville, Va.
Publicist—Dick Turner
Athletic Director—Steve Sebo
1962-63 Record—Won 5, Lost 20
(Conf. finish—8th)

Tipoff—8:00 p.m. EST
Colors—Orange and Blue
Enrollment—5,500
Conference—Atlantic Coast
Series—UK Won 3, UV Won 2
Last Game—UK 93, UV 72 in '62

COACH—William Gibson (First Year at Virginia)

Offense—Fast Break
Chief Losses—Gene Engle (C) 18.4
Top Returnees—Capt. Chip Conner (6-3 F) 17.4; Mac Caldwell (6-6 F) 13.0
Defense—Man to Man

OUTLOOK: Ten lettermen return and a new coach is at the helm to lend hope for better times ahead in the camp of the Cavaliers. Big gun in the Virginia attack should be Chip Conner, 6-3 team captain called one of the finest forwards in school history. Greatest need is scoring punch at guard spots and the big man. Virginia will aim at duplicating the feat of another state team—Virginia Tech—which pulled off a monumental upset by beating the Wildcats in a season opener at home, the first time it had been accomplished since 1924. The string stood at 34.

2nd Game—TEXAS TECH at Lexington—Monday, Dec. 2

Site—Memorial Coliseum (11,500)
Nickname—Red Raiders
Location—Lubbock, Texas
Publicist—Bill Holmes
Athletic Director—Polk Robison
1962-63 Record—Won 6, Lost 8
(Conf. finish—5th tie)

Tipoff—8:00 p.m. EST
Colors—Scarlet and Black
Enrollment—12,036
Conference—Southwest
Series—First Meeting
Last Game—None Played

COACH—Eugene Gibson (2 Years at TTC—Won 25, Lost 25)

Offense—Fast Break and Pattern
Chief Losses—Bobby Gindorf (F) 11.6
Top Returnees—Harold Denney (6-8 C) 12.9; Sid Wall (6-3 G) 12.7; Tom Patty (6-5 F) 10.9; Glen Hallum (6-5 F) 11.6; Bill Murren (6-1 G) 7.5
Defense—Man for Man

OUTLOOK: Texas Tech should be stronger than last year, when the Red Raiders finished in a fifth place tie with Southern Methodist. While the Raiders returned only one starter last season, they have lost only one from '63—Bobby Gindorf. Bench strength and experience, therefore, will be working for Texas Tech this season. Other strong points are speed and size. A weak point is defensive play. Among the top players are senior Tom Patty, a rebounding speedster; and junior Glen Hallum, another rebounder noted for his aggressive leadership.

3rd Game—NORTHWESTERN at Evanston, Ill.—Saturday, Dec. 7

| | |
|---|-------------------------------|
| Site—McGaw Hall | Tipoff—8:00 p.m. CST |
| Nickname—Wildcats | Colors—Purple and White |
| Location—Evanston, Ill. | Enrollment—6,700 |
| Publicist—Walter Paulison | Conference—Big Ten |
| Athletic Director—Stuart Holcomb | Series—UK Won 1, NW Won 0 |
| 1962-63 Record—Won 9, Lost 15 (Conf. finish—7th) | Last Game—UK 71, NW 60 in '62 |

COACH—Larry Glass (First Year As Head Coach)

| | |
|---|------------------------------|
| Offense—Fast Break, Single Pivot | Defense—Shifting Man for Man |
| Chief Losses—Bill Gibbs (G) 9.2; Bill Woislaw (C) 6.4 | |
| Top Returnees—Rich Falk (G) 15.5; Rick Lopossa (F) 15.2 | |

OUTLOOK: A trick knee belonging to highly-regarded soph center Jim Pitts may be the key to the type season enjoyed or endured by the Evanston Wildcats. Although there is good overall size, speed and experience, Northwestern is pinning its hopes of a good shot at the Big Ten title mainly on the 6-8 frame (knee in particular) of Mr. Pitts. When Marty Reissen returns from Davis Cup tennis play, the Wildcats will have four of last year's starters available to face Kentucky's Wildcats for a second straight season.

4th Game—NORTH CAROLINA at Lexington—Monday, Dec. 9

| | |
|---|-------------------------------|
| Site—Memorial Coliseum (11,500) | Tipoff—8:00 p.m. EST |
| Nickname—Tar Heels | Colors—Blue and White |
| Location—Chapel Hill, N. C. | Enrollment—10,886 |
| Publicist—Bob Quincy | Conference—Atlantic Coast |
| Athletic Director—Charles Erickson | Series—UK Won 3, NC Won 4 |
| 1962-63 Record—Won 15, Lost 6 (Conf. finish—2nd tie) | Last Game—NC 68, UK 66 in '62 |

COACH—Dean Smith (2 Years at UNC—Won 23, Lost 15)

| | |
|---|----------------------|
| Offense—Shuffle | Defense—Man and Zone |
| Chief Losses—Larry Brown (G) 14.2; Yogi Poteet (G) 13.4 | |
| Top Returnees—Billy Cunningham (C) 22.7; Charlie Shaffer (G) 9.9; Bryan Mc-Sweeney (F) 6.8; Ray Respass (F) 6.7; Mike Cooke (G) 5.0 | |

OUTLOOK: Coach Dean Smith expects to field a strong basketball team for the coming season. One of the reasons is a more experienced, bigger Billy (The Kid) Cunningham—a 6-5 All-America prospect who led the club in all phases as a sophomore last season and figured prominently in the win over UK. There are some problem spots, but the overall picture is promising. The Tar Heels should benefit greatly from more board strength and depth to stand as the area's chief challenge to Duke for national honors.

5th Game—BAYLOR at Lexington—Saturday, Dec. 14

Site—Memorial Coliseum (11,500)
Nickname—Bears
Location—Waco, Texas
Publicist—George Wright
Athletic Director—John Bridgers
1962-63 Record—Won 7, Lost 17
(Conf. finish—7th)

Tipoff—8:00 p.m. EST
Colors—Green and Gold
Enrollment—5,600
Conference—Southwest
Series—UK Won 4, BU Won 0
Last Game—UK 94, BU 60 in '61

COACH—Bill Menefee (2 Years at BU—Won 11, Lost 37)

Offense—Single-Double Post, Control
Defense—Man-to-Man
Chief Losses—Wayne Bailey (F) 2.9; Don Brownlee (G) 3.0
Top Returnees—Winston Moore (6-6 C) 16.7; Spencer Carlson (6-6 F) 11.6

OUTLOOK: Baylor is definitely looking for better days this season with losses light and a stronger, improved Lexingtonian—6-6 pivotman Winston Moore—to lead the way. At worst, the Bears can be depended upon to take the role of spoiler. All five starters, who hinted at things to come by ruining Texas' unblemished league record at the end of last season, return and added strength is hoped for from junior college transfer Ronnie Monks, a 6-6 forward, and soph hot shot Tommy Hatfield, 5-11 guard from Lexington.

U.K. INVITATIONAL TOURNAMENT Friday and Saturday, December 20-21

(See Special UKIT Writeup Elsewhere in This Brochure)

Site All Games—Memorial Coliseum (11,500)
Tipoff Times—7:30 and Appx. 9:30 p.m. EST Both Nights
(25-Minute Intervals Between Games)

WAKE FOREST

(Meets Princeton Opening Night)

Nickname—Deacons
Location—Winston-Salem, N. C.
Publicist—Marvin Francis
Athletic Director—William Gibson
1962-63 Record—Won 16, Lost 10
(Conf. finish—2nd)

Colors—Old Gold and Black
Enrollment—2,915
Conference—Atlantic Coast
Series—UK Won 1, WF Won 0
Last Game—UK 101, WF 69 in '53

UKIT Record—First Appearance

COACH—Horace McKinney (6 Years at WF—Won 94, Lost 58)

Offense—Pattern, Fast Break
Defense—Man for Man
Chief Losses—Dave Wiedeman (G) 13.9; Bob Wollard (C) 10.7; Al Koehler (G) 4.2
Top Returnees—Frank Christie (6-4 F) 13.2; Butch Hassell (5-11 G) 9.3; Richard Carmichael (6-5 F) 9.0; Ronny Watts (6-6 C) 6.8

OUTLOOK: Three regulars from last year's ACC runners-up along with center Ronny Watts, who saw action in all 26 games, give Coach Bones McKinney a sound nucleus around which to build his 1963-64 club. The regulars are forwards Frank

Christie and Richard Carmichael and guard Butch Hassell. Richard Herring is another letterman who will battle for a starting job. Bob Leonard, top scorer for the frosh with a 19.9 average, could also be in the starting crew. Watts, an excellent jumper, will be the big man in the lineup at 6-6. McKinney feels club could be as strong as last season.

PRINCETON

(Meets Wake Forest Opening Night)

| | |
|---|-------------------------------|
| Nickname—Tigers | Colors—Orange and Black |
| Location—Princeton, N. J. | Enrollment—3,100 Men |
| Publicist—William Stryker | Conference—Ivy League |
| Athletic Director—R. Kenneth Fairman | Series—UK Won 0, PU Won 1 |
| 1962-63 Record—Won 19, Lost 6 (Conf. finish—1st) | Last Game—PU 30, UK 26 in '26 |
| UKIT Record—First Appearance | |

COACH—W. H. van Breda Kolff (1 Year at PU—Won 19, Lost 6)

| | |
|--|----------|
| Offense— | Defense— |
| Chief Losses—Art Hyland | |
| Top Returnees—All-America Bill Bradley (6-5 F) 27.3; Chuck Berling (6-2 F); Bill Howard (6-4); Don Niemann (6-6 C) | |

OUTLOOK: In the usually complacent Ivy League, the experts and fans in general are agog about Princeton basketball and chances for the Tigers to gain national recognition again with another exceptional record. And there's just one big reason—Bill Bradley, 6-5 forward sensation who picked up All-America honors last year as a soph after notching points at a record-busting clip. Helping Princeton's bid to repeat as Ivy champs will be holdovers Chuck Berling (injured part of last season), 6-4 Captain Bill Howard, 6-8 center Don Diemann and frosh star Ed Steube.

WISCONSIN

(Meets Kentucky Opening Night)

| | |
|--|---------------------------|
| Nickname—Badgers | Colors—Cardinal and White |
| Location—Madison, Wis. | Enrollment—24,350 |
| Publicists—George Lanphear and Jim Mott | Conference—Big Ten |
| Athletic Director—I. B. Williamson | Series—First Meeting |
| 1962-63 Record—Won 7, Lost 7 (Conf. finish—5th) | Last Game—None played |
| UKIT Record—First Appearance | |

COACH—John Erickson (4 Years at UW—Won 46, Lost 50)

| | |
|---|--------------------|
| Offense—Fast Break | Defense—Man to Man |
| Chief Losses—Ken Siebel (F) 17.8; Tom Gwyn (F) 10.9, Jack Brens (C) 17.8 | |
| Top Returnees—Don Hearnden (G) 9.1; Mike O'Melia (G) 6.5; Dave Grams (G) 8.4; Bob Johnson (F) 5.2 | |

OUTLOOK: Badgers must rebuild front line losing Siebel and Gwyn by graduation and center Jack Brens, 6-8, by ineligibility. Backcourt figures strong with Grams, O'Melia, and Hearnden, all experienced. Bob Johnson will get late start due to football, and sophomores Ken Barnes, Ken Gustafson, Dave Roberts, will battle for starting berths at forward. Center Mark Zubor, 6-6, is tallest man, and appears to be only man who can handle pivot. Badgers will start season inexperienced, but once they pick up Coach Erickson's fast break style, they'll be tough.

KENTUCKY

(Meets Wisconsin Opening Night)

Nickname—Wildcats

Location—Lexington, Ky.

Publicist—Ken Kuhn

Athletic Director—Bernie Shively

1962-63 Record—Won 16, Lost 9
(Conf. finish—5th)

Colors—Blue and White

Enrollment—12,100

Conference—Southeastern

Series—

vs. Wisconsin: Never met

vs. Princeton: 0-1

vs. Wake Forest: 1-0

UKIT Record—Won 16, Lost 4

(Champions 1953, 1954, 1956, 1958, 1961, 1962)

COACH—Adolph Rupp (33 Years—Won 684, Lost 134)

Offense—Controlled Fast Break

Defense—Man-to-Man

Chief Losses—Roy Roberts (F) 9.0; Scotty Baesler (G) 9.7

Top Returnees—Cotton Nash (6-5 F-C) 20.6; Ted Deeken (6-3 F) 9.8; Charles Ishmael (6-4½ G) 11.1

OUTLOOK: There are a lot of "ifs" concerning the prospects of Baron Rupp preventing repetition of the 16-9 "catastrophic" (by Rupp standards) season that overtook the troubled '63 Wildcats. One of the big question marks centers around the return to top form of two-time All-American Cotton Nash, another on the potential of MVP Ted Deeken in a starter's role instead of that of "fireman," and on the uncertainty of how dependable a trio of highly-touted sophs will be as varsity men. Towering above all others "ifs" is the matter of how the 'Cats will fare without the really big man, heighth-wise. The experts are thinking affirmatively.

8th Game—NOTRE DAME at Louisville, Ky.—Saturday, Dec. 28

Site—Freedom Hall (18,500)

Nickname—Fighting Irish

Location—Notre Dame, Ind.

Publicist—Charles Callahan

Athletic Director—Edward Krause

1962-63 Record—Won 17, Lost 9

Tipoff—8:00 p.m. EST

Colors—Gold and Blue

Enrollment—6,700

Conference—None

Series—UK Won 13, ND Won 11

Last Game—UK 78, ND 70 in '62

COACH—John Jordan (12 Years at ND—Won 189, Lost 117)

Offense—1-3-1

Defense—Switching Man-to-Man

Chief Losses—John Andreoli (G-F) 15.0; John Matthews (G) 12.1

Top Returnees—Walt Sahm (6-9 F-C) 14.3; Larry Sheffield (6-2 G) 16.1; Jay Miller (6-4 F) 9.7; Ron Reed (6-5 F) 14.2

OUTLOOK: The "luck of the Irish" may not be needed as Notre Dame enters the current campaign since Coach Johnny Jordan's club looms as a strong contender to improve on its 17-9 mark of a year ago. Despite inconsistency, such as their 78-70 loss to Kentucky, and the loss of two players (Larry Sheffield and Ron Reed) by academic trouble at mid-season, the Irish played creditable ball and made it into the NCAA Tournament. With most of its lineup back intact, Notre Dame could be up there again this season. The big man should be Walt Sahm, 6-9 and No. 5 rebounder of the nation in '63.

SUGAR BOWL TOURNAMENT

(New Orleans, La.)

Monday and Tuesday, December 30-31

Site All Games—Loyola Fieldhouse (6,500)

Tipoff Times—7:30 and 9:30 p.m. CST Monday—1:15 and 3:15 p.m. CST Tuesday

— FIRST NIGHT PAIRINGS —

Kentucky vs. Loyola (La.) (First Game)—Auburn vs. Duke (Second Game)

LOYOLA

Nickname—Wolfpack

Location—New Orleans, La.

Publicist—Peter Finney

Athletic Director—Bill Gardiner

1962-63 Record—Won 12, Lost 11

Sugar Bowl Record—Won 1, Lost 5 in 3 Years

COACH—Bill Gardiner (4 Years at LU—Won 41, Lost 54)

Offense—1-3-1

Chief Losses—Wayne Pietri (F) 9.1

Top Returnees—Ken Ryan (6-5 C) 14.1; Ed Kennedy (6-0 G) 13.1

Colors—Maroon and Gold

Enrollment—3,500

Conference—None

Series—First meeting

Last Game—None played

Defense—Zone and Man-to-Man

OUTLOOK—Loyola has top five scorers returning, led by center Ken Ryan—leading scorer and rebounder for last two seasons. Lack of height under boards—Ryan is 6-5—is biggest handicap. Experience and scoring balance—five returnees averaged in double figures—biggest asset. Kennedy is great playmaker and outside shooter. Coach Gardiner is high on 6-4 soph Don Kalinowski, leading scorer on last year's frosh team.

AUBURN

(Defending Sugar Bowl Champion)

Nickname—Tigers

Location—Auburn, Ala.

Publicist—Bill Beckwith

Athletic Director—Jeff Beard

1962-63 Record—Won 18, Lost 4
(Conf. finish—Tied 2nd)

Sugar Bowl Record—Won 2, Lost 0 in 1 Year

COACH—(To Be Appointed)

Offense—Shuffle

Chief Losses—Layton Johns (C) 15.0; Billy Tinker (F) 7.9

Top Returnees—Larry Chapman (6-0 G) 10.0; Larry Cart (5-11 G) 13.4; John Blackwell (6-1 F) 13.9

Colors—Orange and Navy Blue

Enrollment—9,900

Conference—Southeastern

Series—UK Won 17, AU Won 2

Last Game—UK 78, AU 59 in '63

Defense—Man-to-Man

OUTLOOK: A big gap in the Tigers front has been left with the departure of center Layton Johns, most valuable player in the SEC a year ago, and defensive stand-

out Billy Tinker. But veteran tutor Joel Eaves still has the talent to make his shuffle offense the scourge of the conference and defensive operatives due to keep Auburn at its usual peak. The Tigers may be hard pressed to match its second place finish of '63, but don't count them out of the picture entirely. Auburn returns to the Sugar Bowl classic in the role of defending champion and faces Duke on opening night this year. Eaves AU crew copped the title last year on their first try with victories over Xavier (64-57) and Houston (71-69 in overtime). Houston had eliminated Mississippi State in the opening round, 79-76 in an overtime. Kentucky and Auburn are paired later in the season for an encounter that annually has important bearing on SEC flag chase. LATE NOTE: Coach Joel Eaves resigned just before season to become Athletic Director at Georgia.

DUKE

Nickname—Blue Devils

Colors—Blue and White

Location—Durham, N. C.

Enrollment—6,500

Publicist—Ted Mann

Conference—Atlantic Coast

Athletic Director—E. M. Cameron

Series—UK Won 6, DU Won 2

1962-63 Record—Won 27, Lost 3
(Conf. finish—1st)

Last Game—UK 78, DU 64 in '58

Sugar Bowl Record—First Appearance

COACH—Vic Bubas (4 Years at Duke—Won 86, Lost 25)

Offense—Multiple

Defense—Zone and Man-to-Man

Chief Losses—Art Heyman (F) 24.9; Fred Schmidt (G) 8.3

Top Returnees—Jeff Mullins (F) 20.3; Jay Buckley (C) 11.2

OUTLOOK: The story of the Blue Devils outlook for another banner season in '64 is headed "Heyman is gone . . . Mullins is back." Duke very definitely will suffer from the absence of dependable Art Heyman, All-American and Player of the Year who led his club to a third place finish in the NCAA Tournament. However, the other half of the 1-2 punch is still around in the person of native Lexingtonian Jeff Mullins and Coach Bubas also can call on 11 other experienced hands plus several imports from the frosh outfit. Look for the Blue Devils to be in the thick of the fight for national honors again.

KENTUCKY

(Meets Loyola Opening Night)

Kentucky detailed under UK Invitational Tournament and elsewhere in this book.

* * * *

The Wildcats return to the Sugar Bowl cage classic after an absence of seven years. In nine previous tourney appearances, Kentucky won the title on four occasions and holds a record of nine wins offset by five defeats. In their last participation in 1956, the Ruppmen snared a 56-55 decision from Virginia Tech on opening night and then slaughtered Houston, 111-76, in the title match. UK won its other titles in 1949 at the expense of Bradley, in 1939 over Ohio State and in 1937 when Pittsburgh was the victim.

GEORGIA TECH

11th Game—at Atlanta, Ga.—Saturday, Jan. 4

16th Game—at Lexington—Saturday, Jan. 25

| | |
|---|-------------------------------|
| Sites—Memorial Coliseum (6,966) Atlanta | Tipoff—8:00 p.m. EST |
| Memorial Coliseum (11,500) Lexington | (TV GAME) 3:30 p.m. EST |
| Nickname—Yellow Jackets | Colors—White and Old Gold |
| Location—Atlanta, Ga. | Enrollment—6,100 |
| Publicist—Ned West | Conference—Southeastern |
| Athletic Director—Robert Dodd | Series—UK Won 48, GT Won 12 |
| 1962-63 Record—Won 21, Lost 5 | Last Game—GT 66, UK 62 in '63 |
| (Conf. finish—2nd tie) | |

COACH—John (Whack) Hyder (12 Years at GT—Won 158, Lost 146)

| | |
|--|-----------------------------------|
| Offense—1-3-1 | Defense—Man-to-Man, Various Zones |
| Chief Losses—Mike Tomasovich (F) 10.2; Keith Week (F-G) 8.3 | |
| Top Returnees—Jim Caldwell (6-10 C) 13.7; R. D. Craddock (5-11 G) 8.2; Ron Scharf (6-3½ F) 8.3 | |

OUTLOOK: Last year's team with a 21-5 record was rated as one of the best in the nation. Coach Hyder expects his 1963-64 team to be at least as good but points out it will be difficult to compile as fine a won-lost record because of the toughness of the schedule. Caldwell, All-SEC last year and voted the best of the conference's many fine sophomores, could develop into one of the top players in SEC history. Craddock and Scharf should also be improved as juniors and the return of Tumlin after he sat out a year because of injuries should strengthen the Jackets' board strength. Tech should again be in the thick of the conference race. The meeting at Lexington is due to be aired as a feature of the SEC Game of the Week series on regional TV.

VANDERBILT

12th Game—at Nashville, Tenn.—Monday, Jan. 6

21st Game—at Lexington—Monday, Feb. 17

| | |
|--------------------------------------|-------------------------------|
| Sites—Memorial Gym (7,324) Nashville | Tipoff—8:00 p.m. CST |
| Memorial Coliseum (11,500) Lexington | 8:00 p.m. EST |
| Nickname—Commodores | Colors—Gold and Black |
| Location—Nashville, Tenn. | Enrollment—4,300 |
| Publicist—Elmore Hudgins | Conference—Southeastern |
| Athletic Director—None | Series—UK Won 63, VU Won 15 |
| 1962-63 Record—Won 16, Lost 7 | Last Game—VU 69, UK 67 in '63 |
| (Conf. finish—4th) | |

COACH—Roy Skinner (2 Years at VU—Won 28, Lost 19)

| | |
|--|--------------------|
| Offense—Single Post | Defense—Man-to-Man |
| Chief Losses—John Russell (G) 12.2; Bob Scott (F) 9.6; Jerry Hall (F) 6.7 | |
| Top Returnees—Bob Grace (6-7 F) 10.6; Roger Schurig (6-4 G) 16.8; John Ed Miller (6-0 G) 8.1 | |

OUTLOOK: Vanderbilt, which wound up fourth in the SEC flag chase a year ago, has the ingredients to improve its standing. Three of last season's top five—Roger Schurig, Bob Grace and John Ed Miller—return as the nucleus to build championship ambitions on. They were responsible for the Commodores' great stretch drive of five

straight wins, including a victory over Kentucky. Joining the troublesome trio will be a gentleman named Clyde Lee, 6-9 and one of the most highly touted sophs in Vandy history. Averaged 24.2 points and 22.5 rebounds as yearling.

13th Game—LOUISIANA STATE at Lexington—Friday, Jan. 10

| | |
|--|--------------------------------|
| Site—Memorial Coliseum (11,500) | Tipoff—8:00 p.m. EST |
| Nickname—Tigers | Colors—Purple and Gold |
| Location—Baton Rouge, La. | Enrollment—13,000 |
| Publicist—Carl Higgins | Conference—Southeastern |
| Athletic Director—James Corbett | Series—UK Won 21, LSU Won 1 |
| 1962-63 Record—Won 12, Lost 12 (Conf. finish—8th) | Last Game—UK 63, LSU 56 in '63 |

COACH—Jay McCreary (8 Years at LSU—Won 83, Lost 98)

| | |
|--|--------------------------|
| Offense—Single Pivot | Defense—Man-to-Man, Zone |
| Chief Losses—Ellis Cooper (G) 13.9; Howard Keene (F) 10.7; Maury Drummond (C) 10.4 | |
| Top Returnees—Dick Maile (6-5 F) 14.0; Sam Chase (6-0 G) 8.4; Bobby Fetter (6-2 G) 3.7; Jack Belcher (6-4 F) 3.0 | |

OUTLOOK: Louisiana State's thin basketball squad takes on the toughest schedule in history and apparently doesn't have the material to mach. Only four lettermen return from last year's team that finished 12-12. Of the four returnees, guard Bobby Fetter has a lame knee and could be counted out at any time. Top letterman is forward Dick Maile, a 6-5, 210-pound junior who led the Tigers in scoring and rebounding as a sophomore. Other returning lettermen are guard Sam Chase and forward Jack Belcher. Help is expected from two standouts of last year's freshman team—6-6 Harry Heroman and 6-4 Doug Piazza.

14th Game—TULANE at Lexington—Saturday, Jan. 11

| | |
|--|---------------------------------|
| Site—Memorial Coliseum (11,500) | Tipoff—8:00 p.m. EST |
| Nickname—Green Wave | Colors—Olive Green and Sky Blue |
| Location—New Orleans, La. | Enrollment—5,000 |
| Publicist—Jim Dawson | Conference—Southeastern |
| Athletic Director—Rix N. Yard | Series—UK Won 34, TU Won 5 |
| 1962-63 Record—Won 6, Lost 16 (Conf. finish—10th) | Last Game—UK 81, TU 72 in '63 |

COACH—Ted Lenhardt (First Year As A Head Coach)

| | |
|--|--------------------|
| Offense—Fast Break | Defense—Man-to-Man |
| Chief Losses—Jim Kerwin (F) 23.0; Larry Getts (G) 2.5 | |
| Top Returnees—Bob Davidson (6-7 C) 18.3; Dale Gott (6-1 G) 14.8; Denny Shoup (6-0 G) 7.5; George Fisher (6-5½ F) 4.7 | |

OUTLOOK: New Head Coach Ted Lenhardt, formerly an assistant at Kentucky, is optimistic about the Green Wave's chances despite the loss of high-scoring Jim Kerwin—one of the league's best during a record-breaking three years at Tulane. Lenhardt, who succeeded veteran Cliff Wells when the latter took over direction of the National Basketball Hall of Fame, hopes he can reverse last season's 6-16 record. Help should come from 6-7 senior center Bob Davidson, SEC rebound leader, and some promising frosh imports.

TENNESSEE

15th Game—at Lexington—Saturday, Jan. 18

24th Game—at Knoxville, Tenn.—Saturday, Feb. 29

| | |
|--|-------------------------------|
| Sites—Memorial Coliseum (11,500) Lexington | Tipoff—8:00 p.m. EST |
| Armory-Fieldhouse (7,102) Knoxville | (TV GAME) 3:30 p.m. EST |
| Nickname—Volunteers | Colors—Orange and White |
| Location—Knoxville, Tenn. | Enrollment—13,000 |
| Publicist—Haywood Harris | Conference—Southeastern |
| Athletic Director—Bob Woodruff | Series—UK Won 81, UT Won 31 |
| 1962-63 Record—Won 13, Lost 11 (Conf. finish—7th) | Last Game—UT 63, UK 55 in '63 |

COACH—Ray Mears (1 Year at UT—Won 13, Lost 11)

| | |
|---|--------------|
| Offense—1-3-1 Disciplined | Defense—Zone |
| Chief Losses—Jerry Parker (G) 8.4 | |
| Top Returnees—A. W. Davis (6-7 F) 14.9; Sid Elliott (6-7 F) 10.1; Danny Schultz (6-0 G) 15.9; Bob Hogsett (6-8 C) 6.5 | |

OUTLOOK: Tennessee, a sound ball club a year ago as it trounced the Wildcats in both meetings, looms a strong contender in '64 with a quartet of starters returning. Due to be the big guns again are Danny Schultz and A. W. Davis. Height and experience are no problem for the Vols and some back-up help should be provided by a strong crop of frosh team graduates. The experts look for improvement on last season's seventh place finish.

17th Game—FLORIDA at Gainesville, Fla.—Saturday, Feb. 1

| | |
|--|-------------------------------|
| Site—Florida Gym (7,000) | Tipoff—8:15 p.m. EST |
| Nickname—Gators | Colors—Orange and Blue |
| Location—Gainesville, Fla. | Enrollment—14,500 |
| Publicist—Norm Carlson | Conference—Southeastern |
| Athletic Director—Ray Graves | Series—UK Won 20, UF Won 1 |
| 1962-63 Record—Won 12, Lost 14 (Conf. finish—8th) | Last Game—UK 94, UF 71 in '63 |

COACH—Norm Sloan (3 Years at UF—Won 39, Lost 36)

| | |
|--|--------------------------|
| Offense—Fast Break | Defense—Zone, Man-to-Man |
| Chief Losses—Taylor Stokes (F) 12.2; Tom Barbee (F) 15.0; Buddy Bales (G) 7.0 | |
| Top Returnees—Tom Baxley (5-10 G) 16.2; Brooks Henderson (6-2 G) 14.2; Dick Tomlinson (6-5 F) 7.2; Mont Highly (6-7 C) 5.3 | |

OUTLOOK: Things are looking up—literally and figuratively speaking—at Gator land. Good height is on hand and Coach Norm Sloan is "hopeful" on the chances for improvement on a disappointing, 12-14 record that saddled his injury-riddled team last season. Back in action will be six lettermen, headed by the outstanding guard combination of Tom Baxley and Brooks Henderson—No. 1 and No. 3 scorers a year ago. Vying for the center job will be the squad's lone senior, 6-7 Mont Highly, and 6-8 junior Bob Hoffman.

18th Game—GEORGIA at Athens, Ga.—Monday, Feb. 3

Site—Woodruff Hall (2,400)
Nickname—Bulldogs
Location—Athens, Ga.
Publicist—Dan Magill
Athletic Director—Joel Eaves
1962-63 Record—W 8, L 18
(Conf. finish—10th tie)

Tipoff—8:00 p.m. EST
Colors—Red and Black
Enrollment—10,500
Conference—Southeastern
Series—UK Won 32, UG Won 6
Last Game—UK 74, UG 67 in '63

COACH—H. B. Lawson (12 Years at UG—Won 91, Lost 210)

Offense—Fast Break

Defense—Man-to-Man

Chief Losses—Carlton Gill (F) 7.4; Harold Morris (C) 7.2; Chuck Adams (F) 7.2

Top Returnees—Billy Rado (G) 19.0; Charles Bagby (G-F) 9.8

OUTLOOK: Georgia is looking for better days and expects to find them this season. The Bulldogs look to be slightly improved over last season's tenth-place finishers due to more depth at guard and improved personnel at the inside positions. Three big men must be replaced but Georgia should have great potential in junior guard Billy Rado, 19-point scorer and All-SEC as soph last year. Up from the Bullpup squad to help is another good guard—six-footer Lee Martin who averaged 19.4 as a freshman. Site of the game is uncertain. A new, 14,000-seat coliseum is being built and the game will be played there if the building is ready. Or, it could be held at a neutral site (Georgia Tech's Coliseum was used two years ago).

19th Game—MISSISSIPPI at Lexington—Saturday, Feb. 8

Site—Memorial Coliseum (11,500)
Nickname—Rebels
Location—Oxford, Miss.
Publicist—Billy Gates
Athletic Director—C. M. (Tad) Smith
1962-62 Record—Won 7, Lost 17
(Conf. finish—11th tie)

Tipoff—8:00 p.m. EST
Colors—Red and Blue
Enrollment—6,000
Conference—Southeastern
Series—UK Won 25, UM Won 2
Last Game—UK 75, UM 69 in '63

COACH—Eddie Crawford (One Year at UM—Won 7, Lost 17)

Offense—Fast Break

Defense—Man-to-Man

Chief Losses—Donnie Kessinger (G) 21.8; Mel Edmonds (G); Bill Bolton (F)

Top Returnees—Bob Davidson (6-6½ C)

OUTLOOK: With the loss of two-time All-SEC performer Donnie Kessinger, whose 21.8 average last season ranked him as the second most prolific scorer in the league, Ole Miss goes to the post in 1963-64 with a definite handicap that it should find hard to overcome. The Rebels still will lack the really big man to operate in the pivot but boasts some height on the roster in the persons of 6-6½ senior Bob Davidson and a 6-6 soph, John Patridge, plus medium size holdovers.

20th Game—MISSISSIPPI STATE at Lexington—Monday, Feb. 10

Site—Memorial Coliseum (11,500)
Nickname—Bulldogs
Location—State College, Miss.
Publicist—Bob Hartley
Athletic Director—Wade Walker
1962-63 Record—Won 22, Lost 6
(Conf. finish—1st)

Tipoff—8:00 p.m. EST
Colors—Maroon and White
Enrollment—5,600
Conference—Southeastern
Series—UK Won 23, MS Won 6
Last Game—MS 56, UK 52 in '63

COACH—Babe McCarthy (8 Years at MS—Won 150, Lost 52)

Offense—Shuffle

Defense—Zone and Man-to-Man

Chief Losses—Leland Mitchell (F) 17.1; W. D. Stroud (G) 16.9; Joe Dan Gold (F) 13.3; Bobby Shows (C) 5.1

Top Returnees—Doug Hutton (5-10 G) 10.4; Stan Brinker (6-5 F-C) 12.2; Rich Williams (F) 4.6

OUTLOOK: With the loss of four of its top six players from a unit that copped two league titles and shared a third, State appears destined to take some lumps this season while rebuilding. Top returnees are starting guard Doug Hutton and relief forward Stan Brinker, due to move into the post. Kentuckian Paul Smith, frosh scoring leader with a 23.5 average, likely will team with Hutton at guard. Rich Williams (6-5), veteran Aubrey Nichols and 6-8 holdout Howard Hemphill also should help out.

22nd Game—AUBURN at Auburn, Ala.—Saturday, Feb. 22 (TV GAME)

Site—Sports Arena (2,500)

Tipoff—2:30 p.m. CST

(Facts on Auburn and outlook detailed under Sugar Bowl Tournament earlier in this booklet.)

23rd Game—ALABAMA at Tuscaloosa, Ala.—Monday, Feb. 24

Site—Foster Auditorium (4,300)
Nickname—Crimson Tide
Location—Tuscaloosa, Ala.
Publicist—Don McDaniel
Athletic Director—Paul Bryant
1962-63 Record—Won 14, Lost 11
(Conf. finish—6th)

Tipoff—8:00 p.m. CST
Colors—Crimson and White
Enrollment—14,443
Conference—Southeastern
Series—UK Won 41, UA Won 9
Last Game—UK 80, UA 63 in '63

COACH—Hayden Riley (4 Years at UA—Won 32, Lost 44)

Offense—Wheel

Defense—Man-to-Man

Chief Losses—Hinton Butler (G) 12.4

Top Returnees—Bob Andrews (6-5 F) 15.7; James Booth (6-3 G) 11.7; J. W. Berry (6-4 F) 11.8

OUTLOOK: The Crimson Tide surprised a few folks who had been predicting dire things for Coach Hayden Riley's cage crew last season. This year could bring more surprises with improvement to "could be tough" status. Only one man—guard

Hinton Butler—is missing; overall, the club will be bigger; and there will be more experience at every position. Three double figure returnees man the front line, but guard could be a problem. Senior James Booth, leading Tide scorer as a soph, is being tried as a backcourt operative. Andrews, a 6-7 center, is Bama's All-SEC candidate.

25th Game—ST. LOUIS at Lexington—Monday, March 2

Site—Memorial Coliseum (11,500)
Nickname—Billikens
Location—St. Louis, Mo.
Publicist—Rosie Archibald
Athletic Director—Bob Stewart
1962-63 Record—Won 16, Lost 12
(Conf. finish—4th)

Tipoff—8:00 p.m. EST
Colors—Blue and White
Enrollment—10,268
Conference—Missouri Valley
Series—UK Won 6, SLU Won 7
Last Game—SLU 87, UK 63 in '62

COACH—John Benington (5 Years at SLU—Won 87, Lost 50)


Offense—Pattern

Defense—Switching Man-to-Man


Chief Losses—Dave Harris (G) 12.4; Donnell Reid (F) 11.0; Bill Nordmann (C-F) 8.6

Top Returnees—Garry Garrison (6-8 C) (injured last year); Don Dee (6-7 C) 7.6; John Smith (6-0 G) 8.2; Gil Beckemeier (6-10 C-F)

OUTLOOK: The Billikens of Long John Benington tripped up the Wildcats last season, 87-63, and nobody beats Raron Adolph Rupp that bad twice in a row without having one whale of a fight on its hands. But the height-rich and talent-strong Bills bid fair to accomplish this goal in 1964—if they can survive until the final game of the season when the climatic return engagement is carded. The schedule, which finds St. Louis billed against both the NCAA and NIT champs among other powers could prove a problem but Benington has injured Gary Garrison (6-8 center) back plus many other young giants.



Memorial Coliseum



SUCCESSOR TO A 'WHITE ELEPHANT'

Only a little more than a quarter century ago, the University of Kentucky provided its basketball team with its second home—a magnificent new Alumni Gymnasium seating 2,800 spectators.

A great many persons freely suggested that the arena would prove to be a "white elephant" which would never be crowded to anywhere near capacity by the sport that then was considered little more than innocuous winter-months' pastime.

But the hardwood game blitzed the nation and Kentucky's teams forged to the national forefront in such a crowd-pleasing manner that the "huge" hall soon could not begin to accommodate the large number of fans seeking to whet their new-found interest. In fact, the situation soon developed to the point where only the student body and faculty were admitted and for several years about all that Kentuckians at large knew of their state university's famed cage teams consisted of information gleaned from the radio and newspapers.

In 1941, when Dr. H. L. Donovan became president of the University, one of his first recommendations was for a building "that will properly take care of our athletics, our health service, physical education, and recreation." From this beginning came the plan that culminated in the construction of 11,500-seat Memorial Coliseum, an unparalleled edifice costing \$3,925,000 by the time it was completed in 1950.

The huge building, which serves as a memorial to the nearly 10,000 Kentucky heroes who lost their lives in World War II and the Korean conflict, covers an entire city block and contains as much space as a seven-story office building. Situated along Avenue of Champions, the Coliseum is used primarily for basketball games but also serves as the site of a sellout community concert and lecture series as well as numerous physical education classes and conventions.

In sharp contrast to the early days in Alumni Gym, the present hall plays host to more than 150,000 Kentuckians annually for appearances of the famous Wildcat cage teams alone and interest is increasing with such strides that even this splendid arena may someday be outgrown.

T-VIEWING THE WILDCATS

Kentucky's Wildcats have winning ways that make them particularly tough when in focus of the television cameras. In seven appearances during the past dozen years before the national television audience, Coach Adolph Rupp's crew has come out victorious each time. Their first experience on television is believed to have been in the NCCA eastern finals at Madison Square Garden in 1951 when games with St. John's and Illinois were televised nationally. Portions of a game with Loyola in Chicago Stadium Feb. 15, 1957, were aired as part of a salute to Coach Rupp on the old "Tonight" show. NBC-TV's "Game of the Week" series in 1958-59 featured three UK wins at the expense of St. Louis, LSU and Tennessee and a similar series in 1960-61 carried by ABC-TV saw the Wildcats measure Georgia Tech in a Memorial Coliseum game. Several other Kentucky road games have been televised locally or regionally in recent years and this season Kentucky is scheduled to appear before the TV cameras three times on a Southeastern Conference "Game of the Week" series. The Wildcats are dated with Georgia Tech, Auburn and Tennessee.

RUPP AND UK WINNINGEST IN 20 YEARS

Kentucky and Coach Adolph Rupp are collegiate basketball's most unbeatable combination any way you look at it.

This long-claimed fact has been verified by an authoritative survey completed by the National Collegiate Athletic Bureau on the top team and coaching records of the last decade and also of the past 20 years ending in 1961.

The NCAA Service Bureau's figures show Kentucky's Wildcats, who have been under the tutelage of Baron Rupp exclusively since 1930, head the major colleges in winning percentage at both the 10-year and 20-year levels by outstanding margins.

Coach Rupp's personal record far exceeds those posted by his nearest rivals to firmly establish his right to the rank of college basketball's winningest tutor.

TOP 10-YEAR COACHING RECORDS MAJOR-COLLEGE BASKETBALL—1952-1961

(Compiled by National Collegiate Athletic Bureau)

| Coach | College or Colleges Coached | Won | Lost | Pct. |
|--|-----------------------------|------------|-----------|-------------|
| 1. Adolph Rupp, Kentucky | | 204 | 42 | .829 |
| 2. Jack Gardner, Kansas State, Utah | | 203 | 66 | .755 |
| 3. Frank McGuire, St. John's, North Carolina | | 189 | 63 | .750 |
| 4. Tom Blackburn, Dayton | | 218 | 74 | .747 |
| 5. Everett Case, North Carolina State | | 212 | 76 | .736 |
| 6. Donald Moore, Duquesne, LaSalle | | 182 | 68 | .728 |
| 7. Bernard Hickman, Louisville | | 198 | 78 | .717 |
| 8. E. A. Diddle, Western Kentucky | | 200 | 81 | .712 |
| 9. Bob Vanatta, SW Mo., Army, Bradley, Memphis State | | 182 | 76 | .705 |
| 10. Hugh Greer, Connecticut | | 176 | 77 | .696 |

TOP 20-YEAR COACHING RECORDS MAJOR-COLLEGE BASKETBALL—1942-1961

| Coach | College or Colleges Coached | Years | Won | Lost | Pct. |
|--|-----------------------------|-----------|------------|-----------|-------------|
| 1. Adolph Rupp, Kentucky | | 19 | 468 | 77 | .859 |
| 2. Everett Case, North Carolina State | | 15 | 349 | 105 | .769 |
| 3. Joe Lapchick, St. John's (N.Y.) | | 11 | 199 | 65 | .754 |
| 4. Bob Vanatta, Central College (Mo.), SW Missouri, Army, Bradley, Memphis State | | 15 | 291 | 99 | .746 |
| 5. Frank McGuire, St. John's, North Carolina | | 14 | 267 | 93 | .742 |
| 6. E. A. Diddle, Western Kentucky | | 20 | 420 | 153 | .733 |
| 7. Bernard Hickman, Louisville | | 18 | 345 | 126 | .732 |
| 8. Jack Gardner, Kansas State, Utah | | 15 | 302 | 114 | .726 |
| 9. Donald Moore, Duquesne, LaSalle | | 13 | 238 | 90 | .726 |
| 10. Hugh Greer, Connecticut | | 15 | 267 | 103 | .722 |

TOP 10-YEAR RECORDS MAJOR-COLLEGE BASKETBALL — 1952-1961

(Compiled by National Collegiate Athletic Bureau)

| | Won | Lost | Pct. |
|-------------------------|------------|-----------|-------------|
| 1. Kentucky | 204 | 42 | .829 |
| 2. West Virginia | 223 | 63 | .780 |
| 3. Seattle University | 222 | 64 | .776 |
| 4. Dayton | 218 | 74 | .747 |
| 5. LaSalle | 197 | 67 | .746 |
| 6. Holy Cross | 193 | 67 | .742 |
| 7. North Carolina State | 212 | 76 | .736 |
| 8. Kansas State | 175 | 67 | .723 |
| 9. Cincinnati | 192 | 75 | .719 |
| 10. Louisville | 198 | 78 | .717 |

TOP 20-YEAR RECORDS — 1942-1961

| | Won | Lost | Pct. |
|-------------------------------|------------|-----------|-------------|
| 1. Kentucky | 468 | 77 | .859 |
| 2. West Virginia | 385 | 126 | .753 |
| 3. Holy Cross | 341 | 120 | .740 |
| 4. Western Kentucky | 420 | 153 | .733 |
| 5. Oklahoma State | 409 | 159 | .720 |
| 6. St. John's | 350 | 138 | .717 |
| 7. North Carolina State | 388 | 153 | .717 |
| 8. Louisville | 363 | 146 | .713 |
| 9. LaSalle | 354 | 144 | .711 |
| 10. Illinois | 313 | 130 | .707 |

— Kentucky Coached by Adolph Rupp 1930-61 —

WILDCATS ARE POPULAR

At home or on the road, Baron Adolph Rupp and his colorful Kentucky Wildcats are one of college basketball's biggest drawing cards. The largest crowd ever to see the Kentuckians in action turned out on March 17, 1961, for the opening night of the NCAA Mideast Regional at Freedom Hall in Louisville. A tournament-record crowd of 18,833 witnessed Kentucky whip Morehead and Ohio State top Louisville. Another banner crowd of 17,494 the following night broke all existing NCAA records for two-night play. Other top crowds to see the Wildcats were 18,493 in Madison Square Garden for a St. John's game Dec. 21, 1946; 18,803 who witnessed the Kentucky-Seattle national championship match at Louisville March 22, 1958; and 18,274 attending a regular season clash between Kentucky and Illinois at Freedom Hall in Louisville Dec. 30, 1958. At their own Memorial Coliseum in Lexington, the Ruppmen play to virtual capacity crowds every time out. The record one-night crowd was the 12,375 who saw the Wildcats drop their season opener last year for the first time since 1926. The spectators watching this loss to underdog Virginia Tech surpassed a previous high of 12,268 set as UK was nosed out by Mississippi State on Feb. 12, 1962. For the home season, the high total is 165,495 in 16 games of the 1961-62 campaign. Testifying to the popularity of the cage sport in Lexington is the unsurpassed Coliseum record of 12,734 fans who squeezed in for a high school doubleheader on Jan. 8, 1952.

WILDCAT MASCOTS HAD COLORFUL NAMES

Over the years, Kentucky athletic teams have been spurred on in efforts toward victory by numerous colorfully-named wildcat mascots. Records indicate the first animal was given to the University in 1921. Named "Tom," this live Kentucky wildcat died quickly from being in captivity and was replaced with "TNT." Other live mascots followed—including "Whiskers," "Hot Tamale," and "Colonel"—only to pass from the scene due to death or being turned loose in the mountains after they did not thrive out of their native habitat. The current mascot, displayed at the football and basketball games by SUKY (student pep organization) is a stuffed Kentucky wildcat obtained in 1948 from a Brooklyn taxidermist.

1962-63 KENTUCKY BASKETBALL STATISTICS

(Varsity — 25 Games — FINAL)

| NAME—POS. | G | MIN. | FG-FGA | PCT. | FT-FTA | PCT. | REB.-AVG. | A | PF-DQ | TP | AVG. |
|------------------|----|-------|----------|-------|---------|-------|------------|-----|--------|------|-------|
| Nash, f-c | 25 | 926 | 176-471 | 37.3 | 162-236 | 68.6 | 300-12.0 | 66 | 68-3 | 514 | 20.6 |
| #Ishmael, g | 19 | 580 | 90-212 | 41.1 | 32-42 | 76.2 | 85-4.5 | 18 | 36-1 | 212 | 11.1 |
| Deeken, f | 24 | 629 | 89-202 | 44.0 | 57-77 | 74.0 | 151-6.3 | 24 | 45-2 | 235 | 9.8 |
| Baesler, g | 25 | 784 | 92-248 | 37.1 | 59-69 | 85.5 | 71-2.8 | 46 | 62-1 | 243 | 9.7 |
| Roberts, f | 25 | 866 | 96-218 | 44.4 | 34-48 | 70.8 | 215-8.6 | 22 | 63-2 | 226 | 9.0 |
| Rolfes, c | 23 | 442 | 68-134 | 50.7 | 60-105 | 57.1 | 145-6.3 | 21 | 65-1 | 196 | 8.5 |
| Mobley, g | 18 | 256 | 33-71 | 46.5 | 21-26 | 80.8 | 33-1.8 | 11 | 22-0 | 87 | 4.8 |
| Embry, g | 20 | 335 | 42-104 | 40.4 | 11-17 | 64.7 | 32-1.6 | 20 | 40-1 | 95 | 4.7 |
| Adams, c-f | 16 | 239 | 21-70 | 30.0 | 4-11 | 36.4 | 91-5.7 | 5 | 38-2 | 46 | 2.9 |
| S. Harper, g | 10 | 92 | 10-37 | 27.0 | 5-7 | 71.4 | 16-1.6 | 2 | 11-0 | 25 | 2.5 |
| Critz, f | 1 | 2 1/2 | 1-2 | 50.0 | 0-0 | | 0-0 | 0 | 0-0 | 2 | 2.0 |
| Doyle, f | 6 | 25 | 5-9 | 55.5 | 0-0 | | 4-.6 | 3 | 6-0 | 10 | 1.7 |
| Kennett, g | 4 | 11 | 1-6 | 16.7 | 0-0 | | 2-.5 | 0 | 4-0 | 2 | .5 |
| T. Harper, g | 1 | 2 1/2 | 0-1 | 00.0 | 0-0 | | 1-1.0 | 0 | 0-0 | 0 | |
| Radabaugh, f | 1 | 2 | 0-0 | | 0-0 | | 0-0 | 0 | 0-0 | 0 | |
| #Frudenberger, f | 1 | 2 | 0-1 | 00.0 | 0-0 | | 0-0 | 0 | 1-0 | 0 | |
| TEAM | | | | | | | 138-5.5 | | | | |
| KENTUCKY TOTALS | | 1015 | 724-1786 | 40.5 | 445-638 | 69.7 | 1284-51.4 | 237 | 461-13 | 1893 | 75.7 |
| OPPONENT TOTALS | | 1015 | 640-1568 | 40.8 | 417-611 | 68.2 | *1093-43.7 | 119 | 472-26 | 1697 | 67.8 |

MIN. — Minutes
— Ineligible second semester

A — Assists
DQ — Disqualified

Average Scoring Margin — 7.9
* Includes 148 team rebounds

INDIVIDUAL SINGLE GAME HIGHS

| Player | Opponent | Date | Record |
|-----------------------|---------------|-------------------|------------------|
| Total Points Scored | Virginia Tech | December 1, 1962 | 34 (FG 14, FT 6) |
| Field Goals Scored | Virginia Tech | December 1, 1962 | 14 (FGA 30) |
| Free Throws Scored | Vanderbilt | January 7, 1963 | 16 (FTA 17) |
| Free Throws Attempted | Temple | December 8, 1962 | 17 (Made 9) |
| Rebounds | Vanderbilt | January 7, 1963 | 17 (Made 16) |
| | Northwestern | December 15, 1962 | 20 (By Team—51) |

1962-63 TIME PLAYED AND HIGH GAME POINTS-REBOUNDS

(Returnees in Bold Face)

| Player—Pos. | Games | Starts | Complete Games | Time Played | Avg. Minutes | Total Points | High Points | | Total Rebounds | High Rebounds |
|---------------------------|-------|------------------|----------------|-------------|--------------|--------------|-------------|--------------|----------------|----------------|
| Adams, c | 16 | 5 ⁶ | 0 | 238:43 | 9½ | 46 | 8 | Iowa | 91 | 15 Xavier |
| Baesler, g | 25 | 22 | 8 | 784:23 | 31 | 243 | 22 | Vandy (A) | 71 | 8 LSU |
| Critz, f | 1 | 0 | 0 | 2:36 | ... | 2 | 2 | Dartmouth | 0 | |
| Deeken, f | 24 | 7 | 2 | 628:38 | 25 | 235 | 25 | Miss. St. | 151 | 15 Alabama |
| Doyle, f | 6 | 0 | 0 | 25:19 | 1 | 10 | 4 | St. L., Ala. | 4 | 1 (Four) |
| Embry, g | 20 | 6 | 3 | 335:02 | 13 | 95 | 12 | Tenn. (A) | 32 | 6 Vandy (H) |
| Frudenberg, f | 1 | 0 | 0 | 2:03 | ... | 0 | | | 0 | |
| S. Harper, g | 10 | 2 | 1 | 92:09 | 3½ | 25 | 12 | VPI | 16 | 3 VPI |
| T. Harper, g | 1 | 0 | 0 | 2:36 | ... | 0 | | | 1 | 1 Dartmouth |
| Ishmael, g | 19 | 17 | 2 | 580:25 | 23 | 212 | 30 | Florida | 85 | 9 W. Virginia |
| Kennett, g | 4 | 0 | 0 | 10:48 | ... | 2 | 2 | Iowa | 2 | 2 Dartmouth |
| Mobley, g | 18 | 3 | 1 | 255:59 | 10 | 87 | 13 | Dartmouth | 33 | 6 Alabama |
| Nash, c-f | 25 | 25 | 11 | 925:50 | 37 | 514 | 34 | VPI | 300 | 20 N'western |
| Radabaugh, f | 1 | 0 | 0 | 2:03 | 0 | 0 | | | 0 | |
| Roberts, f | 25 | 25 | 17 | 865:27 | 34½ | 226 | 19 | W. Va. | 215 | 18 G. Tech (H) |
| Rolfes, c | 23 | 11 ¹³ | 1 | 442:11 | 17½ | 196 | 20 | Notre Dame | 145 | 17 Vandy (A) |

LINEUP COMBINATIONS USED IN 1962-63

| | | |
|--|---------------|--------------------------------|
| <u>Nash, Roberts, Adams, Baesler, Ishmael</u> | Won 5, Lost 1 | — .833 |
| <u>Nash, Roberts, Rolfes, Baesler, Ishmael</u> | Won 7, Lost 3 | — .700 |
| <u>Deeken, Roberts, Nash, Mobley, Embry</u> | Won 2, Lost 1 | — .667 <i>Ark, Ala, Tenn</i> |
| <u>Nash, Roberts, Rolfes, Baesler, S. Harper</u> | Won 1, Lost 1 | — .500 <i>VT, Tenn</i> |
| <u>Deeken, Roberts, Nash, Baesler, Embry</u> | Won 1, Lost 2 | — .333 <i>Miss, Ark, Vandy</i> |
| <u>Deeken, Roberts, Nash, Baesler, Ishmael</u> | Won 0, Lost 1 | — .000 <i>Tenn (1)</i> |

TOP ALL-TIME KENTUCKY SCORERS—VARSITY CAREER (The 1,000 Point Club)

| Player—Pos. | Years | Points | Games | Average |
|--------------------------|------------------|--------|-------|---------|
| Alex Groza (C) | 4 (1945, 47-49) | 1,744 | 120 | 14.4 |
| Ralph Beard (G) | 4 (1946-49) | 1,517 | 139 | 10.8 |
| Cliff Hagan (C) | 2½ (1951-52, 54) | 1,475 | 77 | 19.1 |
| Johnny Cox (F) | 3 (1957-59) | 1,461 | 84 | 17.3 |
| Frank Ramsey (G) | 3 (1951-52, 54) | 1,344 | 91 | 14.7 |
| Bill Spivey (C) | 2 (1950-51) | 1,213 | 63 | 19.2 |
| Vernon Hatton (G) | 3 (1956-58) | 1,154 | 76 | 15.1 |
| Wallace Jones (F) | 4 (1946-49) | 1,151 | 98* | |
| Cotton Nash (F-C) | 2 (1962-63) | 1,122 | 51† | 22.0 |
| Bill Lickert (F-G) | 3 (1959-61) | 1,076 | 73 | 14.7 |
| Jim Line (F) | 4 (1947-50) | 1,041 | 100* | |
| Bob Burrow (C) | 2 (1955-56) | 1,023# | 51 | 20.0 |
| Bobby Watson (G) | 3 (1950-52) | 1,001 | 96 | 10.4 |

* No record for number of games played in 1947.

† Achieved membership in club earliest of any Wildcat, hitting 1,000th point in the 19th game of junior year.

Kentucky career totals only. Junior College total of 2,191 points not included.

TOP REGULAR SEASON SCORERS
(Since 1949)

| Player—Pos. | Year | Games | FG | FT | TP | Ave. |
|-------------------------|--------------|-------|-----|-----|-----|------|
| Cliff Hagan (C) | 1954 (Sr.) | 25 | 234 | 132 | 600 | 24.0 |
| Cotton Nash (C-F) | 1962 (Soph.) | 24 | 205 | 161 | 571 | 23.8 |
| Cliff Hagan (C) | 1952 (Jr.) | 26 | 206 | 128 | 540 | 20.8 |
| Bob Burrow (C) | 1956 (Sr.) | 23 | 180 | 104 | 464 | 20.2 |
| Cotton Nash (C-F) | 1963 (Jr.) | 25 | 176 | 162 | 514 | 20.6 |
| Alex Groza (C) | 1949 (Sr.) | 26 | 188 | 134 | 510 | 19.6 |

FINAL PRESS POLLS — 1962-63
(Regular Season Play)

Associated Press (Writers Poll, Began 1949)

| | | | |
|-----------------------------------|-----|-----------------------------------|-----|
| 1. Cincinnati (23-1) (35) | 420 | 6. Mississippi State (21-5) | 181 |
| 2. Duke (24-2) (7) | 381 | 7. Ohio State (20-4) | 176 |
| 3. Loyola of Chicago (24-2) | 277 | 8. Illinois (19-5) | 168 |
| 4. Arizona State (24-2) | 228 | 9. New York University (17-3) .. | 64 |
| 5. Wichita (19-7) | 205 | 10. Colorado (17-6) | 39 |

Others receiving votes, listed alphabetically: Auburn, Bowling Green, Bradley, Canisius, Connecticut, Georgia Tech, Indiana, Kansas State, Memphis State, Miami, Fla., North Carolina, Notre Dame, Oklahoma City, Oregon State, Pittsburgh, Providence (I), St. Joseph's (Pa.), Seattle, Stanford, Texas, UCLA, Villanova, Wake Forest, West Virginia.

United Press International (Coaches Poll, Began 1951)

| | | | |
|-----------------------------------|-----|-----------------------------------|-----|
| 1. Cincinnati (23-1) (31) | 346 | 6. Wichita (19-6) | 149 |
| 2. Duke (24-2) (4) | 312 | 7. Mississippi State (21-5) | 147 |
| 3. Arizona State (24-2) | 238 | 8. Ohio State (20-4) | 106 |
| 4. Loyola (Illinois) (24-2) | 228 | 9. Colorado (18-6) | 43 |
| 5. Illinois (19-5) | 151 | 10. Stanford (16-8) | 38 |

Second 10—11, New York University; 12, Texas; 13, Providence; 14, Oregon State; 15, UCLA; 16, (Tie) St. Joseph's (Pa.) and West Virginia; 18, Bowling Green; 19, (Tie) Kansas State and Seattle.

(Kentucky National Champion by AP Poll four times—1949, 1951, 1952 and 1954—and finished No. 1 in UPI Poll in 1951 and 1952 seasons. The Wildcats have been unranked in top 10 of writers' poll only four times (1953-1960-1961-1963) and finished out of the elite group in the coaches' ratings only in 1953 (no schedule played), 1956, 1958 (won NCAA), 1960, 1961 and 1963. They have been ranked in the top 20 of the nation annually except the suspension year of 1953 and the 1960 and 1963 seasons.)

ALL-TIME KENTUCKY CAGE RECORDS (Revised to Start of 1963-64 Season)

TEAM RECORDS

Season

- Most Games Played—39* in 1947-48
(Regular Season Only—30* in 1946-47)
- Most Wins—36* in 1947-48 (Won 36, Lost 3)
(Regular Season Only—28* in 1946-47 (Won 28, Lost 2)
(Conference Play Only—14* in 1950-51, 1951-52. Including Playoff Game,
Kentucky Won 15 in 1953-54)
- Most Losses—13 in 1926-27 (Won 2, Lost 13)
(For Full Season 20 or More Games—9 in 1960-61. Record 19-9)
(Conference Play Only—4 in 1960-61)
- Fewest Wins—1 in 1904-05 (Won 1, Lost 3)
(For Full Season 20 or More Games—15 in 1935-36, 1939-40)
- Fewest Losses—0 in 1911-12 (9-0) and 1953-54 (25-0)
- Longest Win Streak—25# in 1953-54 (Won 25, Lost 0)
(National Record Tied by San Francisco in 1956)
(Conference Play Only—14* in 1950-51, 1951-52. Including Playoff Game,
Kentucky Won 15 Straight in 1953-54)
- Most Consecutive Wins, Conference Play—51* (Jan. 28, 1950-Jan. 8, 1955)
- Longest Losing Streak—9 (Jan. 25 to Feb. 23, 1923)
(Conference Play Only—3 in 1961)
(Rupp-Coached Teams Have Never Lost More Than 3 in Row)
- Most Points—2690* in 39 Games, 1947-48
(Regular Season Only—2351* in 28 Games, 1956-57)
(Conference Play Only—1319* in 14 Games, 1953-54)
- Fewest Points—76 in 4 Games, 1904-05
(For Full Season 20 or More Games—538 in 22 Games, 1924-25)
- Greatest Average Scoring Margin—27.2# in 25 Games, 1953-54
(Including Tournament Play—29.9# in 37 Games, 1946-47)
(Conference Play Only—34.* in 15 Games, 1953-54)
- Highest Scoring Average—87.5* in 25 Games, 1953-54
(Conference Play Only—94.2* in 14 Games, 1953-54)
- Lowest Scoring Average—16.5 in 6 Games, 1906-07
- Best Winning Percentage—1.000 in 1911-12 (9-0) and 1953-54 (25-0)
(Conference Play Only—1.000 in 1932-33 (8-0) and 10 Other Years. Last
14-0 in 1953-54)
- Worst Season Percentage—.000 on Record of 0-2 in 1902-03
(10 Games Min.—.187 on Record 3-13 in 1926-27)
- Most Field Goal Attempts—3645 in 39 Games, 1947-48
- Most Field Goals Made—1081 in 39 Games, 1947-48
- Highest Field Goal Pct.—43.4 in 26 Games, 1961-62
(Regular Season Only—43.1 in 24 Games, 1961-62)
(Conference Play Only—43.7 in 14 Games, 1961-62)
- Most Free Throws Attempted—865 in 32 Games, 1951-52
- Most Free Throws Made—579 in 28 Games, 1956-57
- Highest Free Throw Pct.—.751 in 27 Games, 1958-59
(Regular Season Only—75.1 in 24 Games, 1961-62)
- Most Rebounds—1817* in 32 Games, 1951-52
(Regular Season Only—1600 in 25 Games, 1950-51)
- Best Rebound Average—64.6 in 25 Games, 1953-54

* Also Southeastern Conference Record

Recognized As National Record

Most Personal Fouls Against—764 in 39 Games, 1947-48
 Fewest PF's Against—307 in 26 Games, 1944-45
 Most Points Allowed—1858 in 28 Games, 1960-61
 Fewest Points Allowed—(9 Game Min.)—137 in 9 games, 1911-12
 (Conference Play Only—182* in 8 Games, 1934-35)
 Most Games Scoring 100 or More Points—6 in 1953-54

Single Game

Most Points—143* (Kentucky 143 vs. Georgia 66, Feb. 27, 1956)
 (Conference Play Only—Same)
 Most Points, Both Teams—209* (Kentucky 143 vs. Georgia 66, Feb. 27, 1956)
 (Conference Play Only—Same)
 Most Points, Home Floor—114 (Kentucky 114 vs. Miami (Fla.) 75, Dec. 3, 1956)
 Most Points on Opponent's Floor—115 (Kentucky 115 vs. Loyola 65 in Chicago Stadium, Feb. 15, 1957)
 Most Points on Neutral Court—143 (Kentucky 143 vs. Georgia 66, Armory, Louisville, Feb. 27, 1956)
 Most Points, One Half—75* (Kentucky 75 vs. Georgia 32, Feb. 27, 1956)
 Fewest Points—1 (Kentucky 1 vs. Georgetown 32 in 1903 and vs. Kentucky U 22 in 1905)
 (Conference Play Only—22 Against Tennessee 32, Jan. 18, 1941)
 Fewest Points, Both Teams—17 (State College 5 vs. Kentucky U. 12 in 1904)
 Biggest Victory Margin—77* (Kentucky 143 vs. Georgia 66, Feb. 27, 1956)
 Smallest Victory Margin—1 (State College 30 vs. Kentucky U. 29, Jan. 22, 1905)
 (Also on Record are 30 Other One-Point Wins. Last 60-59 over Vanderbilt, Feb. 21, 1961)
 Worst Defeat—68 (Kentucky 19 vs. Centre 87 in 1908-09)
 (CCNY's 39-point Win Over UK in NIT of 1950 Worst Defeat For Rupp-Coached Team)
 Smallest Margin of Defeat—1 (Tennessee 27 vs. Kentucky 26, March 2, 1917)
 (Also On Record Are 22 Other One-Point Losses. Last Ga. Tech 86 vs. UK 85 in double overtime at Lexington Jan. 5, 1963)
 Fewest Points Allowed—5* (Kentucky 26 vs. Tennessee 5 in 1909-10 and Kentucky 38 vs. Centre 5 in 1916)
 (Conference Play Only—9* Against Tulane, Dec. 20, 1934)
 Most Points Allowed—101 (Alabama 101 vs. Kentucky 77, Feb. 25, 1956)
 Most FG Attempted—125 Against Indiana Central, Nov. 29, 1947
 (Conference Play Only—114* Against Georgia, Jan. 16, 1952)
 Most FGA's, Both Teams—196 (Kentucky 96 vs. Georgia Tech 100, Feb. 18, 1950)
 Most Field Goals Scored—60* Against Georgia, Feb. 27, 1956
 Most FG's Scored, Both Teams—85* (Kentucky 60, Georgia 25, Feb. 27, 1956)
 Best Field Goal Pct.—59.5 vs. Auburn (A), Feb. 26, 1962
 (Conference Play Only—59.5 vs. Auburn (A), Feb. 26, 1962)
 Best First Half FG Pct.—61.5 vs. Wash. & Lee, Dec. 1, 1956; Fla. State, Dec. 12, 1962
 Best Second Half FG Pct.—71.4% vs. North Carolina, Dec. 17, 1962
 Lowest Field Goal Percentage—16.3 vs. Ga. Tech (A), Jan. 26, 1960
 Most Free Throws Attempted—55 Against Auburn, Feb. 27, 1954. Made 35.
 Fewest Free Throws Attempted—8 Against W. Texas State, Dec. 1, 1950; Va. Tech, Dec. 28, 1956
 Most Free Throws Made—46* Against Vanderbilt (A) Jan. 7, 1963. FTA 53.
 Fewest Free Throws Made—5 Against Ga. Tech, Jan. 31, 1955 in 15 Attempts; La Salle, Dec. 22, 1955 in 9 Attempts

* Also Southeastern Conference Record
 # Recognized As National Record

- Best Free Throw Pct.—1.000 (8 out of 8 vs. Va. Tech, Dec. 28, 1956)
 (Minimum 10 Attempts—.947 on 18 out of 19 Against Ga. Tech, Jan. 4, 1958)
 Most Rebounds—102* Against Temple, Dec. 18, 1954
 Most Personal Fouls—41* Against Ohio U., Jan. 12, 1948
 (Conference Play Only—37* (Kentucky vs. Auburn, Feb. 27, 1954)
 Most PF's, Both Teams—71* (Kentucky 37 vs. Auburn 34, Feb. 27, 1954)
 Fewest PF's, Both Teams—17 (Kentucky 7 vs. SMU 10, Dec. 21, 1956)

INDIVIDUAL RECORDS

Season

- ⁸⁸² Most Points—698 By Alex Groza in 34 Games, 1948-49
⁷⁵⁹ - (Regular Season Only—538 By Cliff Hagan in 24 Games, 1953-54)
⁴¹⁴ - (Conference Play Only—379 By Cotton Nash in 14 Games, 1961-62)
 - (Soph. Year—608 By Cotton Nash in 26 Games, 1961-62)
^{30.7} Highest Scoring Average—24.0 By Cliff Hagan in 25 Games, 1953-54
^{30.1} - (Regular Season Only—24.3 By Cliff Hagan in 14 Games, 1953-54)
^{29.9} - (Conference Play Only—27.1 By Cotton Nash in 14 Games, 1961-62)
 - (Soph. Year—23.4 By Cotton Nash in 1961-62)
 Most Rebounds—528* By Cliff Hagan in 32 Games, 1951-52
 (Regular Season Only—447 By Bill Spivey in 25 Games, 1950-51)
 (Conference Play Only—250 By Cliff Hagan in 14 Games, 1951-52)
 Most FG Attempts—633 By Cliff Hagan in 32 Games, 1951-52
⁵²⁹ (Regular Season Only—514 By Cliff Hagan in 26 Games, 1951-52)
 (Conference Play Only—290 By Cliff Hagan in 14 Games, 1953-54)
³⁴² Most Field Goals Made—264 By Cliff Hagan in 32 Games, 1951-52
²⁷⁶ - (Regular Season Only—234 By Cliff Hagan in 25 Games, 1953-54. Includes
 Playoff)
¹⁵⁷ - (Conference Play Only—141 By Cotton Nash in 14 Games, 1961-62)
 - Most Free Throws Attempted—248 By Alex Groza in 34 Games, 1948-49
 - (Reg. Season Only—236 By Cotton Nash in 25 Games, 1962-63)
 - (Conf. Play Only—128 By Cotton Nash in 14 Games, 1962-63)
 - Most Free Throws Made—180 By Alex Groza in 34 Games, 1948-49
 - (Reg. Season Only—162 By Cotton Nash in 25 Games, 1962-63)
 - (Conf. Play Only—97 By Cotton Nash in 14 Games, 1961-62)
^{55.4} Highest FG Pct.—51.0 By Larry Pursiful in 26 Games, 1961-62
^{56.6} - (Regular Season Only—50.8 By Larry Pursiful in 24 Games, 1961-62)
^{54.7} - (Conference Play Only—50.7 By Larry Pursiful in 14 Games, 1961-62)
 Highest Free Throw Percentage—88.1 By Bennie Coffman in 25 Games, 1959-60
 (Regular Season Only—88.1 By Bennie Coffman, 1959-60)
^{85.0} - (Conference Play Only—80.4 By Larry Pursiful in 14 Games, 1961-62)

Single Game

- Most Points—51 By Cliff Hagan (Against Temple, Dec. 5, 1953)
 Most Field Goals Attempted—42 By Bill Spivey (Against Ga. Tech, Feb. 18, 1950.
 Made 16)
 Most Field Goals Made—19 By Bob Burrow (Against LSU, Jan. 14, 1956. 28 At-
 tempts)
 Most Free Throws Attempted—24 By Cliff Hagan (Against Temple, Dec. 5, 1953)
 * Most Free Throws Made—17 By Cliff Hagan (Against Miss., 1952, and Roger New-
 man Against Ohio State, 1961)
 - Consecutive Free Throws Made—16* By Cliff Hagan (Against Mississippi, Jan. 2,
 1952)
 Highest Field Goal Percentage (Min. 10 Made)—.813 By Jim Line (Against Indiana
 Central, Dec. 3, 1949. Made 13 of 16)

* Also Southeastern Conference Record
 # Recognized As National Record

- ← Highest Free Throw Percentage (Min. 10 Made)—1.000 By Phil Grawemeyer (12 of 12 Against Florida, Feb. 3, 1955); Johnny Cox (12 of 12 Against Maryland, 10 of 10 Against Loyola, 1956-57); Don Mills (11 of 11 Against West Virginia, 1958-59); and Cotton Nash (12 of 12 Against Notre Dame, Dec. 29, 1962) (Min. 15 Made—.944 By Cliff Hagan Against Mississippi, Jan. 2, 1952)
- Most Rebounds—34 By Bob Burrow (Against Temple, Dec. 10, 1955)
- Longest Field Goal Made—63 feet, 7½ inches By Cliff Barker (Against Vanderbilt, Feb. 26, 1949 in Alumni Gym). (Other long shots on record include 53 ft., 9½ in. By Ralph Beard Against Tennessee in 1947-48; 53 ft., 6 in. by Linville Puckett Against Miss. State in 1953-54; and 48 ft., 2¼ in. by Red Hagan Against Marquette in 1937-38)

INDIVIDUAL CAREER RECORDS (Varsity Play)

- Most Games Played—139 By Ralph Beard, 1945-49
(Conference Play Only—51 By Frank Ramsey, 1951-54)
- Most Consecutive Games Started—120 By Alex Groza, Nov. 28, 1946 to March 26, 1949
(Conference Play Only—51 By Frank Ramsey, 1951-54)
- Most Points—1744 By Alex Groza in 120 Games, 1944-45, 1946-49
(Conference Play Only—1068 By Cliff Hagan in 45 Games, 1950-54)
- Highest Scoring Average—20.0 By Bob Burrow, 1954-56
(Conference Play Only—23.7 By Cliff Hagan in 45 Games, 1950-54)
- Most Field Goals Attempted—1514 By Alex Groza, 1946-49 (1944-45 total unknown)
(Conference Play Only—794 By Cliff Hagan in 45 Games, 1950-54)
- Most Field Goals Made—667 By Alex Groza in 120 Games, 1944-45, 1946-49
(Conference Play Only—340 By Cliff Hagan in 45 Games, 1950-54)
- Highest FG Pct.—46.6 By Larry Pursiful in 71 Games, 1960-62
(Conference Play Only—47.9 By Larry Pursiful in 39 Games, 1960-62)
- Most Free Throws Attempted—605 By Alex Groza in 120 Games, 1944-45—1947-49
(Conference Play Only—295 By Frank Ramsey in 51 Games, 1950-54)
- Most Free Throws Made—410 By Alex Groza in 120 Games, 1944-45—1947-49
(Conference Play Only—267 By Frank Ramsey in 51 Games, 1950-54)
- Highest FT Pct.—81.3 By Larry Pursiful in 71 Games, 1960-62
(Conference Play Only)—79.3 By Larry Pursiful in 39 Games, 1960-62)
- Most Rebounds—1038 By Frank Ramsey in 91 Games, 1951-54 (No rebounds kept prior 1951)
(Conference Play Only—526 By Bob Burrow in 30 Games, 1955-56)
- Best Rebound Average—16.1 By Bob Burrow in 51 Games, 1955-56
(Conference Play Only—17.5 By Bob Burrow in 30 Games, 1955-56)
- Most Personal Fouls—296 By Wallace Jones, 1946-49

2306
1191
28.1
28.4
1608
827
854
53.1
721
380
598
365
82.9
86.3
1114
548

NCAA TOURNAMENT RECORDS

- Most Championships—4 (Kentucky Won Title in 1948, 1949, 1951 and 1958)
- Most Appearances—13 (1942, 1945, 1948, 1949, 1951, 1952, 1955, 1956, 1957, 1958, 1959, 1961 1962)
- Most Times In Finals—4 (Kentucky a finalist 1948-49-51-58—Won title each time. Record shared with Kansas—one title)
- Most Victories—23 (Won 23, Lost 9)
- Longest Win Streak—12 (Kentucky Won 12 Straight Over 8-Year Span, 1945-52)
- Most Points—2258 in 32 Games
- Most Field Goals, One Game—43 Against Marquette, 1959
- Largest Crowd—18,833 (Kentucky vs. Morehead, 1961, at Louisville)

* Also Southeastern Conference Record
Recognized As National Record

UK INVITATIONAL TOURNAMENT RECORDS

(Carried In Special UKIT Pressbok)

MISCELLANEOUS RECORDS

Season Opener Consecutive Wins—34

(Kentucky lost first opening game since 1926 in defeat by Va. Tech, Dec. 1, 1962)

Consecutive Home Floor Wins—129# (Jan. 4, 1943 to Jan. 8, 1955)

(First 84 wins in Alumni Gym, remainder in Memorial Coliseum)

(Conference Play Only—70 from Jan. 21, 1939 to Jan. 8, 1955)

(Overall since 1943, Kentucky has been defeated on its home floor only 16 times. Most losses at home one season—five in 1962-63.)

Longest Winning Streak—32 (Dec. 5, 1953 to Jan. 8, 1955)

Consecutive Conference Wins—51* (Jan. 28, 1950 to Jan. 8, 1955)

(Excludes tournament and non-SEC games)

Consecutive SEC Losses—3 in 1961 (1961 first and only time UK lost 3 in row to SEC teams. Lost two SEC games in row only seven times.)

Most SEC Championships—20*

(12 Titles won in tournament play. Title determined by regular season play since 1951. Tied LSU 1935, Miss. State 1962.)

Consecutive SEC Championships—9*

(Kentucky held SEC title continuously from 1944 to 1953 when they were out of competition. The 1952 title represented UK's 6th straight regular season title and 12th win of season since SEC organized in 1933.)

Attendance Highs—

One Game—18,833 (UK vs. Morehead, NCAA at Louisville, 1961)

Regular Season Game—18,274* (UK vs. Illinois at Louisville, 1958)

Home Game—12,375* (UK vs. Va. Tech, Dec. 1, 1962)

Complete Season—237,853 in 26 Games, 1961-62

Home Season—165,495 in 16 Games, 1961-62

Last Overtime Game—Jan. 19, 1963 at Lexington (Tenn. 78, UK 69—one overtime period. Kentucky last played a double overtime game on Jan. 5, 1963 at Lexington, losing 86-85 to Georgia Tech. The last three-overtime game was an 85-83 win over Temple in Lexington on Dec. 7, 1957.)

Most Players On All-Tournament Team—5 (Kentucky dominated the 1947 All-SEC Tournament Team By Taking All Five Places)

MEMORIAL COLISEUM RECORDS

(Collegiate-Varsity)

Team—Single Game

Consecutive Wins—45 By Kentucky (Dec. 1, 1950 to Jan. 8, 1955)

(Part of Overall National Record of 129 Home Floor Victories)

(Kentucky has lost two in row in Memorial Coliseum only once—1962-63 season decisions to Georgia Tech and Tennessee)

Most Points—114 By Kentucky vs. Miami (Fla.), Dec. 3, 1956

Most Points By UK Opponent—92 By Pittsburgh in NCAA Tournament Lexington Regional on March 15, 1957 (UK 98, Pittsburgh 92)

Biggest Margin of Victory—53 By Kentucky (UK 104 vs. Ga. Tech 51 on Jan. 7, 1956; and UK 108 vs. Georgia 55 on Jan. 29, 1959)

Most Points, Both Teams—190 (Kentucky 98 vs. Pittsburgh 92 in NCAA March 15, 1957)

Biggest Margin of Defeat For Kentucky—15 (Dayton 89 vs. Kentucky 74, UKIT, Dec. 21, 1955)

Most Points In One Half—61 By Kentucky (UK 61, Georgia 25) 1st Half Jan. 29, 1959

* Also Southeastern Conference Record

Recognized As National Record

Fewest Points—32 By Alabama (Alabama 32 vs. Kentucky 39 on Feb. 23, 1959)
 Smallest Margin of Victory—1 (Georgia Tech 59 vs. Kentucky 58 on Jan. 8, 1955; St. Louis 71 vs. Kentucky 70 on Dec. 10, 1956; Kentucky 77 vs. UCLA 76 on Feb. 17, 1961.)
 Smallest Margin of Defeat—1 (Ga. Tech 59 vs. Kentucky 58 on Jan. 8, 1955; Kentucky 71 vs. St. Louis 70 on Dec. 10, 1956; Ga. Tech 86 vs. Kentucky 85 in double overtime on Jan. 5, 1963)
 Most Field Goals Attempted—114 By Kentucky vs. Tennessee on Feb. 16, 1952
 Most FGA's, Both Teams—185 (Kentucky 96 vs. Tennessee 89 on March 2, 1957)
 Most Field Goals Made—46 By Kentucky vs. Miami (Fla.) on Dec. 3, 1956
 Best FG Pct. (Game)—69.2 (18 of 26) By Miss. State vs. Kentucky, Feb. 12, 1962
 Best Field Goal Percentage (First Half)—64.1% (25 of 39) By Ohio State, Dec. 28, 1959
 Best Field Goal Percentage (Second Half)—87.5 (7 of 8) By Miss. State vs. Kentucky, Feb. 12, 1962
 Most Free Throws Attempted—50 By Georgia vs. Kentucky on Feb. 4, 1954
 Most FTA's, Both Teams—89 (Kentucky 39 vs. Georgia Tech 50 on Jan. 5, 1957)
 Most FT Made—38 By Kentucky vs. Georgia on Jan. 29, 1959
 Most Free Throws Missed—23 By Georgia vs. Kentucky on Feb. 4, 1954
 Most Rebounds—102 By Kentucky vs. Temple on Dec. 18, 1954
 Fewest Points, Both Teams—71 (Kentucky 39 vs. Alabama 32 on Feb. 23, 1959)
 Most Personal Fouls—32 By LSU vs. Kentucky on Jan. 5, 1952
 Most PF's, Both Teams—58 (Kentucky 29 vs. Wash. & Lee 29 on Dec. 8, 1951)
 Biggest Crowd—12,375 Kentucky vs. Virginia Tech, Dec. 1, 1962 (12,734 saw high school double-header, Jan. 8, 1952)

Individual—Single Games

Most Points—51 By Cliff Hagan, Kentucky vs. Temple on Dec. 5, 1953
 Most Field Goals Attempted—35 By Cliff Hagan, Kentucky vs. Temple on Dec. 5, 1953
 Most Field Goals Made—19 By Bob Burrow, Kentucky vs. LSU on Jan. 14, 1955
 Most Free Throws Attempted—24 By Cliff Hagan, Kentucky vs. Temple on Dec. 5, 1953
 Most Free Throws Made—17 By Cliff Hagan, Kentucky vs. Temple on Dec. 5, 1953
 Most Rebounds—34* By Bob Burrow, Kentucky vs. Temple on Dec. 15, 1954
 Longest Field Goal Made—53 ft., 6 in. By Linville Puckett, Kentucky vs. Miss. State on Feb. 15, 1954

HIGHS AND LOWS BY OPPONENTS

(Modern—Since 1930)

Individual—Single Game

Most Points—38 Roger Kaiser (Georgia Tech) Jan. 7, 1961
 Most Rebounds—30 Jerry Lucas (Ohio State) March 18, 1961 (NCAA)
 Most Field Goals—17 Jerry Harper (Alabama) on 33 FGA, Feb. 25, 1956.
 Most Free Throws Made—16 Al Rochelle (Vanderbilt) (18 FTA) Jan. 28, 1956; 16 Riser (Pittsburgh) (17 FTA) March 15, 1957
 Most FT's Attempted—21 George Linn (Alabama) Feb. 25, 1956

Team—Single Game

Most Points—101 Alabama (Kentucky 77) Feb. 25, 1956
 Fewest Points—6 Arkansas State (Kentucky 75) Jan. 8, 1945
 (All-Time Record—5 Tennessee 1910, Centre 1916, Ky. Wesleyan 1919)

* Also Southeastern Conference Record
 # Recognized As National Record

- Biggest Victory Margin—39 CCNY 89-Kentucky 50 in NIT, Mar. 14, 1950
 All-Time Record—68 Centre 87-Kentucky 19 in 1909-10)
- Smallest Victory Margin—1 Vanderbilt 32-Kentucky 31, Feb. 20, 1932
 All-Time Record—Same) (Last by Ga. Tech 86, UK 85 in double overtime,
 Jan 5, 1963)
- Most Rebounds—59 Alabama Feb. 25, 1956; Ga. Tech Jan. 27, 1957; Tennessee
 March 2, 1956; W. Va. in UKIT Dec. 22, 1962 (Rebounds not recorded prior
 to 1951)
- Most Field Goals—38 Alabama Feb. 25, 1956 (83 Attempts)
 (All-Time Record—Same)
- Most FG's Attempted—100 Georgia Tech (Made 23) Feb. 18, 1950
 (Field Goal Attempts Not Recorded Prior To 1947)
- Most Free Throws Made—35 Auburn (49 Attempts) Feb. 27, 1954
 (All-Time Record—Same)
- Most FT's Attempted—53 Tennessee (Made 33) March 3, 1956
 (All-Time Record—Same)
- Best FG Shooting Pct.—69.2 By Miss. State, Feb. 12, 1962, at Lexington
 (First Half—64.1% By Ohio State (H) Dec. 28, 1959)
 (Second Half—87.5% By Miss. State (H) Feb. 12, 1962)
- Lowest FG Shooting Percentage—24.1% Notre Dame Feb. 14, 1959
 (Shooting Percentages Not Recorded Prior To 1947)
- Most Personal Fouls—34 Auburn Feb. 27, 1954
 (All-Time Record—unknown)
- Fewest Free Throws Missed—0 Georgia Tech (Made 5) Jan. 21, 1946
 (All-Time Record—unknown)
- Fewest Field Goals—2 Arkansas State Jan. 8, 1945
 (All-Time Record—unknown)

* Also Southeastern Conference Record

Recognized As National Record

'BANNER' AND NO. 6

According to tradition, Kentucky's basketballing Wildcats have a pet pattern that they execute the first time they get the ball in a game. The nationally-famous saying attributed to UK Coach Adolph Rupp is "Star Spangled Banner and then No. 6." This stems from Rupp's strategy of running the strategic guard-around play of Kentucky's repertoire and the reason, Rupp explains, is simple: "It tells us immediately if the opposing team is playing a zone defense against us." The basic-guard-around pattern has been employed by Kentucky as it raced to four national championships and has produced eight All-America guards during the Rupp Era.

KENTUCKY FROSH RECORD

| Year | Won | Lost | PF | PA | Coach |
|-------------------|-----|----------------------|------|------|----------------------------------|
| 1923 | 11 | 0 | 357 | 162 | S. A. Boles |
| 1924 | 7 | 3 | 265 | 193 | L. S. Burnham |
| 1925 | 11 | 0 | 417 | 185 | Ray Eklund |
| 1926 | | (Record Unknown) | | | S. A. Boles |
| 1927 | 19 | 0 | 822 | 413 | J. R. McFarland |
| 1928 | 7 | 1 | 222 | 110 | Fred Major |
| 1929 | 9 | 1 | 260 | 193 | M. E. Potter |
| 1930 | 8 | 0 | 250 | 143 | M. E. Potter |
| 1931 | 4 | 2 | 178 | 116 | (Unknown) |
| 1932 | 10 | 0 | 463 | 175 | Elmer Gilb |
| 1933 | 8 | 1 | 408 | 204 | J. R. Campbell and Len Miller |
| 1934 | 16 | 0 | 809 | 340 | Len Miller |
| 1935 (Incomplete) | 11 | 1 | 397 | 232 | Paul McBrayer |
| 1936 | 11 | 1 | 392 | 263 | Paul McBrayer |
| 1937 | 7 | 2 | 321 | 201 | Paul McBrayer |
| 1938 | 8 | 2 | 399 | 286 | Paul McBrayer |
| 1939 | 9 | 1 | 433 | 293 | Paul McBrayer |
| 1940 (Incomplete) | 16 | 0 | 504 | 283 | Paul McBrayer |
| 1941 | | (No Team) | | | |
| 1942 | 2 | 2 | 185 | 163 | (Unknown) |
| 1943-1948 | | (No Schedule Played) | | | |
| 1949 | 15 | 0 | 1203 | 673 | Harry Lancaster |
| 1950 | 15 | 1 | 1269 | 767 | Harry Lancaster |
| 1951 | 13 | 0 | 1112 | 620 | Harry Lancaster |
| 1952-1953 | | (No Team) | | | |
| 1954 | 6 | 0 | 646 | 391 | Harry Lancaster |
| 1955 | 9 | 4 | 1156 | 832 | Harry Lancaster |
| 1956 | 4 | 4 | 680 | 562 | Harry Lancaster |
| 1957 | 7 | 0 | 612 | 431 | Harry Lancaster |
| 1958 | 16 | 1 | 1658 | 1125 | Harry Lancaster |
| 1959 | 6 | 3 | 773 | 617 | Harry Lancaster |
| 1960 | 9 | 5 | 1129 | 967 | Harry Lancaster |
| 1961 | 13 | 5 | 1579 | 1358 | Harry Lancaster |
| 1962 | 13 | 5 | 1647 | 1223 | Harry Lancaster |
| 1963 | 14 | 3 | 1437 | 1053 | Harry Lancaster |

KENTUCKY'S COLORS

The blue and white of the University of Kentucky are known to sports fans everywhere. Officially the colors are Yale blue and white, but in the beginning, when the Lexington institution was still known as the Agricultural and Mechanical College of Kentucky, the colors were "Stoll blue" and white. One day back in the 1890's a group of Kentucky football stalwarts met to choose their school colors. Someone suggested blue and white—"blue like Dick Stoll's necktie"—and those colors were immediately adopted. "Dick" Stoll was to become Judge Richard C. Stoll, distinguished public servant and, for more than fifty years before his death, a member of the U.K. board of trustees.

WILDCATS' RECORD AGAINST ALL OPPONENTS

| Team | First Meeting | Last Meeting | UK Won | UK Lost |
|------------------------------------|---------------|--------------|--------|---------|
| Advent Memorial Club (Cincy) | 1909 | 1909 | 0 | 1 |
| Akron | 1937 | 1937 | 1 | 0 |
| Alabama | 1923 | 1963 | 41 | 9 |
| Alumni | 1934 | 1941 | 2 | 0 |
| Arkansas | 1946 | 1950 | 3 | 0 |
| Arkansas State | 1945 | 1945 | 1 | 0 |
| Arizona | 1946 | 1946 | 1 | 0 |
| Ashland YMCA | 1914 | 1914 | 1 | 0 |
| Auburn | 1921 | 1963 | 17 | 2 |
| Baylor | 1946 | 1961 | 4 | 0 |
| Berea | 1926 | 1945 | 11 | 0 |
| Bethany | 1911 | 1911 | 1 | 0 |
| Bowling Green | 1948 | 1948 | 1 | 0 |
| Bradley | 1949 | 1950 | 2 | 0 |
| Brigham Young | 1951 | 1951 | 1 | 0 |
| Butler | 1911 | 1962 | 3 | 0 |
| Carnegie Tech | 1931 | 1943 | 2 | 0 |
| Central U. | 1906 | 1913 | 8 | 6 |
| Centenary | 1923 | 1937 | 3 | 1 |
| Centre | 1910 | 1930 | 18 | 13 |
| CCNY | 1950 | 1950 | 0 | 1 |
| Chattanooga | 1914 | 1935 | 9 | 0 |
| Chicago | 1932 | 1935 | 2 | 0 |
| Christ Church (Cincinnati) | 1906 | 1913 | 0 | 3 |
| Cincinnati U. | 1904 | 1948 | 21 | 9 |
| Cincinnati YMCA | 1905 | 1906 | 0 | 3 |
| Clemson | 1922 | 1939 | 11 | 2 |
| Colorado State | 1959 | 1959 | 1 | 0 |
| Columbia | 1948 | 1948 | 1 | 0 |
| Creighton | 1930 | 1948 | 7 | 4 |
| Cumberland | 1917 | 1921 | 4 | 1 |
| Dartmouth | 1942 | 1962 | 1 | 1 |
| Dayton | 1947 | 1955 | 1 | 1 |
| DePaul | 1943 | 1956 | 16 | 3 |
| DePauw | 1910 | 1944 | 1 | 2 |
| Detroit | 1938 | 1938 | 0 | 1 |
| Duke | 1930 | 1958 | 6 | 2 |
| Eastern Normal | 1928 | 1928 | 1 | 0 |
| Florida | 1927 | 1963 | 20 | 1 |
| Florida State | 1958 | 1962 | 2 | 1 |
| Ft. Benning | 1946 | 1946 | 1 | 0 |
| Ft. Knox | 1942 | 1947 | 7 | 0 |
| Georgia | 1921 | 1963 | 32 | 6 |
| Georgia Tech | 1924 | 1963 | 48 | 12 |
| Georgetown (Ky.) College | 1903 | 1938 | 36 | 13 |
| Georgetown University | 1922 | 1922 | 0 | 1 |
| Great Lakes Navy | 1942 | 1943 | 0 | 2 |
| Holy Cross | 1948 | 1948 | 2 | 0 |

| | | | | |
|----------------------|------|------|----|-----|
| Houston | 1956 | 1956 | 1 | 0 |
| Idaho | 1946 | 1955 | 2 | 0 |
| Illinois | 1925 | 1960 | 7 | 2 |
| Indiana | 1924 | 1944 | 2 | 6 |
| Indiana Central | 1946 | 1949 | 4 | 0 |
| Iowa | 1956 | 1962 | 1 | 1 |
| Kansas | 1950 | 1959 | 2 | 0 |
| Kansas State | 1940 | 1961 | 4 | 0 |
| Kentucky Wesleyan | 1910 | 1938 | 8 | 2* |
| La Salle | 1953 | 1954 | 2 | 0 |
| Lexington High | 1909 | 1911 | 1 | 1 |
| Lexington YMCA | 1907 | 1912 | 2 | 4 |
| Long Island U. | 1939 | 1947 | 2 | 1 |
| Louisiana State | 1933 | 1963 | 21 | 1 |
| Louisville Coliseum | 1908 | 1908 | 1 | 1 |
| Louisville U. | 1913 | 1959 | 8 | 3** |
| Louisville YMCA | 1914 | 1914 | 1 | 0 |
| Louisville YMHA | 1914 | 1914 | 1 | 0 |
| Loyola (Chicago) | 1949 | 1958 | 4 | 2 |
| Marietta | 1913 | 1916 | 2 | 2 |
| Marquette | 1938 | 1961 | 4 | 2 |
| Marshall | 1913 | 1933 | 6 | 0 |
| Maryland | 1928 | 1958 | 4 | 3 |
| Maryville | 1915 | 1940 | 5 | 0 |
| Mercer | 1921 | 1922 | 1 | 1 |
| Mexico U. | 1933 | 1942 | 3 | 0 |
| Mexico YMCA | 1924 | 1924 | 1 | 0 |
| Miami (Florida) | 1956 | 1956 | 1 | 0 |
| Miami (Ohio) | 1905 | 1961 | 10 | 4 |
| Michigan | 1924 | 1924 | 0 | 1 |
| Michigan State | 1935 | 1957 | 8 | 5 |
| Minnesota | 1951 | 1957 | 3 | 1 |
| Mississippi | 1925 | 1963 | 25 | 2 |
| Mississippi State | 1921 | 1963 | 23 | 6† |
| Missouri | 1960 | 1960 | 1 | 0 |
| Moore's Hill College | 1906 | 1906 | 1 | 0 |
| Morehead | 1961 | 1961 | 1 | 0 |
| Naval Academy | 1928 | 1958 | 1 | 1 |
| Nebraska | 1940 | 1941 | 1 | 1 |
| New Albany YMCA | 1906 | 1906 | 0 | 1 |
| New York U. | 1935 | 1936 | 0 | 2 |
| North Carolina | 1924 | 1962 | 3 | 4 |
| N. C. State | 1931 | 1947 | 2 | 0 |
| Northwestern | 1962 | 1962 | 1 | 0 |
| Notre Dame | 1929 | 1962 | 13 | 11 |
| Oglethorpe | 1934 | 1934 | 1 | 0 |
| Ohio State | 1933 | 1962 | 6 | 6 |
| Ohio University | 1944 | 1947 | 7 | 0 |
| Ohio Wesleyan | 1911 | 1911 | 0 | 1 |
| Oklahoma A & M | 1944 | 1949 | 2 | 1 |
| Oklahoma U. | 1946 | 1946 | 1 | 0 |
| Otterbein | 1911 | 1911 | 0 | 1 |

| | | | | |
|---------------------|------|------|----|----|
| Penn. State | 1952 | 1955 | 2 | 0 |
| Phillips Oilers | 1948 | 1948 | 0 | 1‡ |
| Pittsburgh | 1935 | 1960 | 4 | 0 |
| Princeton | 1926 | 1926 | 0 | 1 |
| Purdue | 1949 | 1950 | 2 | 0 |
| Rhode Island * | 1946 | 1946 | 1 | 0 |
| Rose Polytechnic | 1917 | 1917 | 1 | 0 |
| Seattle | 1958 | 1958 | 1 | 0 |
| Sewanee | 1923 | 1934 | 6 | 0 |
| South Carolina | 1928 | 1941 | 3 | 1 |
| Southern California | 1959 | 1961 | 0 | 2 |
| St. Andrew | 1915 | 1915 | 1 | 1 |
| St. John's | 1943 | 1952 | 8 | 3 |
| St. Joseph's | 1939 | 1939 | 1 | 0 |
| St. Louis | 1948 | 1962 | 6 | 7 |
| Southern Methodist | 1956 | 1958 | 2 | 1 |
| Syracuse | 1950 | 1950 | 1 | 0 |
| Temple | 1944 | 1962 | 14 | 4 |
| Tennessee | 1910 | 1963 | 81 | 31 |
| Texas A & M | 1941 | 1946 | 2 | 0 |
| Transylvania | 1903 | 1911 | 5 | 7# |
| Tufts | 1945 | 1945 | 1 | 0 |
| Tulane | 1921 | 1963 | 34 | 5 |
| Tulsa | 1947 | 1948 | 3 | 0 |
| UCLA | 1951 | 1961 | 3 | 0 |
| Utah | 1944 | 1954 | 2 | 1 |
| Utah State | 1957 | 1957 | 1 | 0 |
| Vanderbilt | 1912 | 1963 | 63 | 15 |
| Vernon College | 1906 | 1906 | 1 | 0 |
| Villanova | 1949 | 1949 | 2 | 0 |
| Virginia | 1914 | 1962 | 3 | 2 |
| Virginia Tech | 1924 | 1962 | 2 | 1 |
| VMI | 1914 | 1960 | 2 | 2 |
| Wabash | 1925 | 1946 | 1 | 1 |
| Wake Forest | 1953 | 1953 | 1 | 0 |
| Washington U. | 1942 | 1948 | 2 | 0 |
| Washington & Lee | 1922 | 1951 | 12 | 1 |
| Wayne | 1956 | 1956 | 1 | 0 |
| Western Ontario | 1945 | 1949 | 4 | 0 |
| West Texas State | 1950 | 1950 | 1 | 0 |
| West Virginia | 1924 | 1962 | 7 | 4 |
| Wright Field | 1944 | 1944 | 1 | 0 |
| Wyoming | 1944 | 1944 | 1 | 0 |
| Xavier | 1935 | 1963 | 35 | 2 |
| Yale | 1961 | 1961 | 1 | 0 |

887 276

* Unique tie game of 1918 not included.

** Record includes nine games with Louisville College, later known as University of Louisville.

† Record includes nine games with Mississippi A&M, which later became known as Mississippi State.

‡ Pre-Olympic Games exhibitions not included.

Record includes nine games with Kentucky University, which became known as Transylvania in 1909.

WILDCAT CAGE LETTERMEN

— A —

John Adams (63)
 Earl Adkins (55, 57, 58)
 Marvin Akers (41, 42, 43)
 Charles Alberts (25, 26)
 Abramson Allan (44)
 (Mgr.)
 Ermal Allen (40, 41, 42)
 Ed Allin (45)
 Carl Althaus (43)
 Milerd Anderson
 (34, 35, 36)
 Jay Atkerson (Mgr.)
 (57, 58, 59)
 Paul Atkins (21, 22)

— B —

H. A. Babb (11)
 Adrian Back (42)
 Stanley Baer (05, 06, 07)
 Scotty Baesler (62, 63)
 Richard C. Barbee
 (06, 07, 08, 09)
 Cliff Barker (47, 48, 49)
 Bill Barlowe (43)
 B. Barnett (11, 12, 13)
 Dale Barnstable
 (47, 48, 49, 50)
 Ralph Beard
 (46, 47, 48, 49)
 Ed Beck (56, 57, 58)
 Cecil Bell (31)
 Henry Beseuden (26)
 Bill Bibb (54)
 Arthur Bicknell (40)
 Jerry Bird (54, 55, 56)
 Crittenden Blair (34)
 Harry Bliss (35)
 Ralph Boren (24)
 Bob Brannum (44, 47)
 D. P. Branson (05, 06)
 John Brewer (55, 56, 57)
 Leo Brewer (08)
 Melvin Brewer
 (41, 42, 43)
 G. C. Bridges (10)
 Jake Bronston (30, 31)
 T. R. Bryant (05, 06, 07)
 Nathaniel Buis (44)
 Carey Burchett (34)
 (Mgr.)
 Carroll Burchett
 (60, 61, 62)
 L. S. Burnham
 (19, 20, 22, 23)
 Bob Burrow (55, 56)
 Kirk Byars (Mgr.) (63)

— C —

Gerry Calvert
 (55, 56, 57)
 Campbell (17, 18)
 George Campbell (35)
 (Mgr.)
 Kenton Campbell (45, 46)
 Burgess Carey (25, 26)
 Ralph Carlisle
 (35, 36, 37)
 Carmen (16)
 Billy Ray Cassidy
 (56, 57, 58)
 J. S. Chambers (09)
 Marion Cluggish
 (38, 39, 40)
 Bennie Coffman (59, 60)
 Sid Cohen (59, 60)
 Lincoln Collinsworth
 (56, 57, 58)

Carl Combs (40)
 Cecil Combs (28, 29, 30)
 Charles Combs (38)
 Joe Coons (05)
 Johnny Cox (57, 58, 59)
 Hugh Coy (54)
 John Crigler (56, 57, 58)
 John S. Croswaith (10)
 Albert Cummins (47)
 Fred Curtis (37, 38, 39)

— D —

Darrell Darby
 (31, 32, 33)
 Howard Dardeen (59)
 Berkley Davis (34)
 Bruce Davis (36)
 Mulford Davis
 (43, 46, 47)
 Robert Davis (37)
 William Davis (33, 34)
 Ted Deeken (62, 63)
 Claire Dees (27, 28, 29)
 John DeMoisey
 (32, 33, 34)
 Truitt DeMoisey (44)
 Harry Denham (39)
 J. A. Dichman (18, 19)
 Mike Dolan (Mgr.)
 (52, 54)
 A. L. Donan (06)
 Warfield Donohue
 (35, 36, 37)
 H. H. Downing (08)
 Pat Doyle (63)
 Hunter Durham (Mgr.)
 (61, 62)
 James Durham (45)

— E —

Leroy Edwards (35)
 Russell Ellington
 (35, 36)
 Randy Embry (63)
 Kenneth England (41, 42)
 Bill Evans (52, 54, 55)
 William Evans (42)
 (Mgr.)
 J. C. Everett (19, 20)
 — F —
 H. L. Farmer (12, 13)
 Keith Farnsley
 (39, 40, 41)
 J. B. Faulconer (Mgr.)
 (39)
 Allen Feldhaus
 (60, 61, 62)
 Fred Fest (23)
 Fitzpatrick (41)
 (Mgr.)
 Chigger Flynn (56) (Mgr.)
 W. C. Fox (07, 08, 09)

— G —

J. H. Gaiser (10, 11, 12)
 Elmer Gilb (29)
 Max Glickman (18)
 James Goforth
 (35, 36, 37)
 James Goodman (38, 39)
 Phil Grawemeyer
 (54, 55, 56)
 William Griffin (Mgr.)
 (29)
 Alex Groza
 (45, 47, 48, 49)
 George Gumbert
 (14, 15, 16)

— H —

Cliff Hagan (51, 52, 54)
 Joseph Hagan
 (36, 37, 38)
 Philip Haring (36, 38)
 (Mgr.)
 Sam Harper (63)
 W. C. Harrison (11, 12)
 D. W. Hart (11, 12, 16)
 Vernon Hatton
 (56, 57, 58)
 Basil Haydon (20, 21, 22)
 Elmo Head (37, 38, 39)
 G. Foster Helm (25, 27)
 Herman (06)
 Walter Hirsch (49, 51)
 Walter Hodge (37)
 Joe Holland (46, 47, 48)
 Dick Howe (57, 58)
 Lee Huber (39, 40, 41)
 C. T. Hughes (24, 25)
 Lowell Hughes (58, 59)
 Harry Hurd (62)

— I —

..... Ireland (16, 17)
 Charles Ishmael (63)

— J —

Ralph Jackowski (38)
 Irvine Jeffries (28)
 Paul Jenkins
 (26, 27, 28)
 Ned Jennings
 (59, 60, 61)
 Herbert Jerome (34)
 Ellis Johnson (31, 32, 33)
 Phil Johnson (56, 58, 59)
 Walter Johnson (44)
 Wallace Jones
 (46, 47, 48, 49)
 James Jordan (47, 48)

— K —

..... Kelly (05)
 James King (40, 41, 42)
 William King
 (21, 22, 24)
 A. M. Kirby (07)
 William Kleiser (32)
 Edwin Knadler (27)
 Howard Kreuter (32, 33)

— L —

Ed Lander (43)
 Robert Landrum (43)
 (Mgr.)
 Robert Lavin (20, 21, 22)
 Dave Lawrence
 (33, 34, 35)
 Roger Layne (51)
 Ken Lehkamp (Mgr.)
 (56, 57)
 M. Levin (31) (Mgr.)
 Garland Lewis
 (34, 35, 36)
 Bill Lickert (59, 60, 61)
 James Line
 (47, 48, 49, 50)
 Shelby Linville
 (50, 51, 52)
 Ercel Little (32)
 Longworth (17)

— M —

F. L. Marks (10, 11)
 B. G. Marsh (18)

James Matherson (42)
Charles Maxson (33)
(Mgr.)
Jack May (35, 36) (Mgr.)
Paul McBrayer
(28, 29, 30)
Jim McDonald
(60, 61, 62)
James McFarland
(24, 25, 26)
Lawrence McGinnis
(28, 29, 30)
Louis McGinnis
(29, 30, 31)
James McIntosh (37)
James McKinney (36, 37)
(Mgr.)
C. F. Meadows (12)
Don Mills (58, 59, 60)
Ray Mills (55, 56, 57)
Stanley Milward
(28, 29, 30)
Will Milward (24, 25)
Terry Mobley (63)
Gayle Mohny (26)
Bob Moore (Mgr.)
(50, 51, 52)
Ralph Morgan
(13, 14, 15)
Tom Moseley (44)

— N —

Cotton Nash (62, 63)
Alonzo Nelson (45)
Roger Newman (61)
C. M. Newton (51)
Tommy Nichols (36)
Paul Noel (43)

— O —

Bernard Opper
(37, 38, 39)
Harp Owens (28, 29)
Hays Owens (30)

— P —

Harold Park (45) (Mgr.)
James Park (14)
Clyde Parker (43)
Ed Parker (19)
J. Ed Parker (45, 46, 47)
James Parkinson
(44, 45, 46, 48)
Dick Parsons (59, 60, 61)
Bart Peak (17)
Leonard Pearson (50)
Doug Pendygraft (62)
E. S. Penick (43)
George Perry (54)
Frank Phipps (27)
Wayne Plummer (09)
William Pogentz (21, 23)

Shelby Post (08, 09)
Sam Potter (34)
R. C. Preston
(11, 12, 13, 14)
Linville Puckett (54)
Larry Pursiful
(60, 61, 62)

— R —

Frank Ramsey (51, 52, 54)
Lloyd Ramsey (41, 42)
Robert Reynolds (32)
(Mgr.)
A. T. Rice (23, 24)
S. H. Ridgeway (20, 21)
Carl Riefkin (23, 24)
Roy Roberts (62, 63)
Al Robinson (59)
..... Rodes (17)
William Rodes (09, 10)
Karl Rohs (25)
Don Rolfes (63)
Kenneth Rollins
(43, 47, 48)
Van Buren Ropke (27)
Gayle Rose (52, 54, 55)
Harold Ross (56, 57, 58)
Ben Roth (Mgr.) (15)
Layton Rouse (38, 39, 40)
Willie Rouse (54)
Herky Rupp (62)

— S —

Forest Sale (31, 32, 33)
Charles Schrader (14, 17)
Wilber Schu (44, 45, 46)
Herschel Scott
(13, 14, 15)
Jim Server (15, 16)
Evan Settle (33, 34)
A. P. Shanklin (18)
James Sharpe (27)
George Skinner (33)
Bobby Slusher (59)
Adrian Smith (57, 58)
Bill Smith (56, 57, 58)
G. K. Smith (21, 23)
Carey Spicer (29, 30, 31)
Bill Spivey (50, 51)
Vincent Splane (42)
Carl Staker (40, 41, 42)
Bobby Stilz (36)
N. Stone (08)
John Stough (45, 48)
Guy Strong (50)
William Sturgill (45, 46)
Bill Surface (Mgr.) (55)

— T —

Bob Taylor (35)
H. C. Thomas (18, 19)

Homer Thompson
(37, 38, 39)
Tommy Thompson (Mgr.)
(60)
Milton Ticco (41, 42, 43)
E. J. Tierney (35)
Jack Tingle
(44, 45, 46, 47)
Garland Townes (50)
Bill Trott (31)
Lou Tsioropoulos
(51, 52, 54)
Jack Tucker (33, 34, 35)
Paul Turrell (35)
William P. Tuttle
(12, 13, 14, 15)

— U —

Lovell Underwood
(24, 25, 26)

— V —

Arthur Vastin (18)
George Vulich (44, 45)

— W —

J. Rice Walker
(36, 37, 38)
..... Waters (05)
Robert Watson
(50, 51, 52)
A. J. Weisenberger (13)
Wylie B. Wendt (06)
Leo Wenkley (Mgr.) (30)
Lucian Whitaker
(50, 51, 52)
Waller White (40, 41, 42)
Don Whitehead (44)
E. Wilheling (21)
W. G. Wilkinson (23)
Maury Wilson
(06, 07, 08)
W. C. Wilson (13)
Charles Worthington
(31, 32)

— Y —

George Yates (30, 31, 33)
Humsey Yessin (Mgr.)
(46, 47, 48, 49)
Rudy Yessin (44)

— Z —

George Zerfoss
(16, 18)
Karl Zerfoss
(13, 14, 15, 16)
Tom Zerfoss (14)

| Date | Team | Site | Ky. | Opp. |
|-------------------------------|-----------------|------|-----|------|
| 1911-12—Won 9, Lost 0. | | | | |
| COACH: E. R. Sweetland | | | | |
| CAPTAIN: W. C. Harrison | | | | |
| Jan. 5 | Georgetown | (H) | 38 | 12 |
| Jan. 12 | Central U. | (A) | 32 | 13 |
| Jan. 19 | Miami (Ohio) U. | (H) | 31 | 14 |
| Feb. 1 | Central U. | (H) | 32 | 10 |
| Feb. 7 | Tennessee | (H) | 27 | 15 |
| Feb. 16 | Lexington YMCA | (H) | 32 | 20 |
| Feb. 22 | Vanderbilt | (H) | 28 | 17 |
| Feb. 23 | Vanderbilt | (H) | 22 | 18 |
| Mar. 1 | Georgetown | (A) | 19 | 18 |

261 137

SOUTHERN CHAMPIONS

1912-13—Won 6, Lost 3.

COACH: J. J. Tigert
CAPTAIN: B. Barnett

| | | | | |
|---------|----------------------|--------|----|----|
| Jan. 24 | Lexington YMCA | (H) | 25 | 27 |
| Feb. 8 | Cincinnati | (H) | 20 | 18 |
| Feb. 13 | Marietta | (H) | 42 | 16 |
| Feb. 15 | Louisville | (H) | 34 | 10 |
| Feb. 19 | Vanderbilt | (H) | 17 | 24 |
| Feb. 20 | Vanderbilt | (H) | 42 | 29 |
| Feb. 27 | Miami (Ohio) U. | (H) | 24 | 16 |
| Mar. 1 | Cin. Christ's Church | (H) | 19 | 30 |
| | Central U. | (....) | 20 | 18 |

243 188

1913-14—Won 11, Lost 2.

COACH: Alpha Brummage
CAPTAIN: William Tuttle

| | | | | |
|---------|-----------------|-----|----|----|
| Jan. 10 | Ashland YMCA | (H) | 28 | 15 |
| Jan. 17 | Louisville YMCA | (H) | 30 | 21 |
| Jan. 21 | Marshall | (A) | 46 | 6 |
| Jan. 22 | Virginia U. | (A) | 23 | 39 |
| Jan. 24 | VMI | (A) | 18 | 32 |
| Jan. 31 | Louisville YMHA | (H) | 59 | 12 |
| Feb. 7 | Louisville | (H) | 22 | 17 |
| Feb. 11 | Tennessee | (H) | 20 | 14 |
| Feb. 12 | Tennessee | (H) | 20 | 18 |
| Feb. 21 | Cincinnati | (H) | 20 | 18 |
| Feb. 23 | Chattanooga | (H) | 40 | 7 |
| Feb. 28 | Marietta | (H) | 19 | 17 |
| | Lexington YMCA | (H) | 55 | 15 |

400 231

1914-15—Won 7, Lost 5.

COACH: Alpha Brummage
CAPTAIN:

| | | | | |
|---------|------------|-----|----|----|
| Jan. 16 | Maryville | (H) | 37 | 17 |
| Jan. 22 | Louisville | (H) | 18 | 14 |
| Jan. 30 | St. Andrew | (H) | 35 | 15 |
| Feb. 4 | Maryville | (A) | 23 | 22 |
| Feb. 5 | Tennessee | (A) | 21 | 36 |
| Feb. 6 | Tennessee | (A) | 22 | 27 |
| Feb. 12 | Vanderbilt | (H) | 34 | 39 |
| Feb. 13 | Vanderbilt | (H) | 36 | 24 |
| Feb. 17 | Tennessee | (H) | 22 | 13 |
| Feb. 18 | Tennessee | (H) | 20 | 18 |
| Feb. 26 | St. Andrew | (A) | 25 | 50 |
| Feb. 27 | Louisville | (A) | 15 | 26 |

308 301

1915-16—Won 8, Lost 6.

COACH: James Park
CAPTAIN: K. P. Zerfoss

| | | | | |
|---------|------------|-----|----|----|
| Jan. 14 | Cincinnati | (A) | 39 | 24 |
| Jan. 18 | Georgetown | (A) | 29 | 22 |
| Jan. 31 | Georgetown | (H) | 30 | 22 |
| Feb. 4 | Vanderbilt | (H) | 25 | 39 |
| Feb. 5 | Vanderbilt | (H) | 20 | 23 |
| Feb. 12 | Louisville | (H) | 22 | 28 |
| Feb. 15 | Centre | (A) | 38 | 5 |
| Feb. 19 | Cincinnati | (H) | 34 | 10 |

| Date | Team | Site | Ky. | Opp. |
|---------|------------|------|-----|------|
| Feb. 22 | Louisville | (A) | 32 | 24 |
| Feb. 23 | Tennessee | (H) | 17 | 28 |
| Feb. 26 | Maryville | (H) | 36 | 25 |
| Feb. 29 | Centre | (H) | 38 | 14 |
| Mar. 3 | Marietta | (H) | 22 | 27 |
| Mar. 4 | Marietta | (H) | 23 | 27 |

405 318

1916-17—Won 4, Lost 6.

COACH: W. P. Tuttle
CAPTAIN:

| | | | | |
|---------|------------------|-----|----|----|
| Jan. 17 | Centre | (H) | 31 | 21 |
| Jan. 27 | Georgetown | (A) | 19 | 22 |
| Jan. 30 | Rose Polytechnic | (H) | 33 | 12 |
| Feb. 9 | Tennessee | (H) | 20 | 23 |
| Feb. 10 | Tennessee | (H) | 19 | 22 |
| Feb. 16 | Centre | (A) | 24 | 28 |
| Feb. 21 | Georgetown | (H) | 32 | 18 |
| Mar. 1 | Cumberland | (A) | 48 | 20 |
| Mar. 2 | Tennessee | (A) | 26 | 27 |
| Mar. 3 | Tennessee | (A) | 10 | 30 |

262 223

1917-18—Won 9, Lost 2, Tied 1.

COACH: S. A. Boles
CAPTAIN: Campbell

| | | | | |
|---------|--------------|-----|----|----|
| Jan. 9 | Ky. Wesleyan | (H) | 23 | 13 |
| Jan. 17 | Centre | (A) | 21 | 29 |
| Jan. 24 | Georgetown | (H) | 22 | 18 |
| Feb. 7 | Tennessee | (H) | 33 | 26 |
| Feb. 8 | Tennessee | (H) | 40 | 12 |
| Feb. 9 | Ky. Wesleyan | (A) | 21 | 21 |

(This unique tie game resulted from scorer's error which was not discovered until after teams' departures. The contest was re-scheduled but never played for unknown reasons.)

| | | | | |
|---------|------------|-----|---------|----|
| Feb. 14 | Georgetown | (A) | 25 | 16 |
| Feb. 21 | Centre | (H) | 22***20 | |
| Feb. 28 | Cumberland | (A) | 42 | 21 |
| Mar. 1 | Tennessee | (A) | 29 | 18 |
| Mar. 2 | Tennessee | (A) | 32 | 20 |

POST-SEASON GAME
(For State Championship)

| | | | | |
|--------|--------|------|----|----|
| Mar. 9 | Centre | (N1) | 12 | 22 |
|--------|--------|------|----|----|

322 236

*** Denotes 3 overtime periods.
(N1) Louisville

1918-19—Won 6, Lost 8.

COACH: Andrew Gill
CAPTAIN:

| | | | | |
|---------|-----------------|-----|----|----|
| Jan. 13 | Ky. Wesleyan | (H) | 46 | 5 |
| Jan. 18 | Georgetown | (H) | 30 | 32 |
| Jan. 25 | Centre | (A) | 30 | 38 |
| Jan. 31 | Cincinnati | (A) | 18 | 28 |
| Feb. 6 | Chattanooga | (A) | 28 | 25 |
| Feb. 7 | Tennessee | (A) | 22 | 40 |
| Feb. 8 | Cumberland | (A) | 22 | 21 |
| Feb. 14 | Vanderbilt | (H) | 26 | 36 |
| Feb. 15 | Georgetown | (A) | 18 | 22 |
| Feb. 21 | Cincinnati | (H) | 34 | 21 |
| Feb. 22 | Ky. Wesleyan | (H) | 18 | 13 |
| Feb. 24 | Centre | (H) | 10 | 21 |
| Feb. 28 | Tennessee | (H) | 30 | 14 |
| Mar. 8 | Miami (Ohio) U. | (H) | 14 | 38 |

346 354

1919-20—Won 5, Lost 7.

COACH: George C. Buchheit
CAPTAIN: J. C. Everett

| | | | | |
|---------|------------|-----|----|----|
| Jan. 17 | Cincinnati | (A) | 11 | 13 |
| Jan. 22 | Maryville | (H) | 27 | 16 |
| Jan. 31 | Georgetown | (H) | 25 | 14 |
| Feb. 5 | Tennessee | (H) | 24 | 29 |
| Feb. 7 | Tennessee | (H) | 26 | 27 |
| Feb. 14 | Centre | (A) | 15 | 44 |

| Date | Team | Site | Ky. | Opp. |
|----------------|-------------------|------------|-----------|------------|
| Feb. 17 | Georgetown | (A) | 28 | 16 |
| Feb. 21 | Ky. Wesleyan | (H) | 43 | 13 |
| Feb. 26 | Cumberland | (A) | 21 | 30 |
| Feb. 27 | Tennessee | (A) | 25 | 28 |
| Feb. 28 | Tennessee | (A) | 36 | 25 |
| Mar. 6 | Centre | (H) | 18 | *20 |
| | | | 299 | 275 |

* Denotes overtime period

1920-21—Won 13, Lost 1.

COACH: George C. Buchheit
CAPTAIN: Basil Haydon

| | | | | |
|---------------|---------------|------------|-----------|-----------|
| Jan. 12 | Ky. Wesleyan | (H) | 38 | 13 |
| Jan. 15 | Cumberland | (H) | 37 | 21 |
| Jan. 18 | Georgetown | (H) | 38 | 23 |
| Jan. 21 | Chattanooga | (H) | 42 | 10 |
| Jan. 26 | Cincinnati | (A) | 26 | 19 |
| Jan. 29 | Auburn | (H) | 40 | 25 |
| Feb. 8 | Centre | (A) | 27 | 29 |
| Feb. 15 | Georgetown | (A) | 56 | 11 |
| Feb. 18 | Centre | (H) | 20 | 13 |
| Feb. 22 | Vanderbilt | (H) | 39 | 18 |

363 182

SIAA TOURNAMENT Atlanta, Ga.

| | | | | |
|----------------|-------------------|--|----|----|
| Feb. 25 | Tulane | | 50 | 28 |
| Feb. 26 | Mercer | | 49 | 24 |
| Feb. 28 | Mississippi A & M | | 28 | 13 |
| Mar. 1 | Georgia | | 20 | 19 |
| (championship) | | | | |

510 266

1921-22—Won 10, Lost 6.

COACH: George C. Buchheit
CAPTAIN: R. E. Lavin

| | | | | |
|----------------|----------------------|------------|-----------|-----------|
| Jan. 14 | Georgetown | (H) | 17 | 26 |
| Jan. 17 | Louisville | (A) | 38 | 14 |
| Jan. 18 | Vanderbilt | (A) | 12 | 22 |
| Jan. 21 | Louisville | (H) | 29 | 22 |
| Jan. 26 | Miss. A & M | (H) | 28 | 21 |
| Jan. 27 | Marshall | (H) | 34 | 12 |
| Feb. 4 | Centre | (A) | 27 | 21 |
| Feb. 6 | Georgetown | (A) | 26 | 17 |
| Feb. 8 | Washington & Lee | (A) | 21 | 20 |
| Feb. 9 | VMI | (A) | 32 | 37 |
| Feb. 11 | Georgetown U. | (A) | 23 | 28 |
| Feb. 13 | Virginia | (A) | 30 | 32 |
| Feb. 16 | Clemson | (H) | 38 | 14 |
| Feb. 20 | Centre | (H) | 40 | 23 |

394 305

SIAA TOURNAMENT Atlanta, Ga.

| | | | | |
|----------------|---------------|--|-----------|-----------|
| Feb. 24 | Georgetown | | 41 | 21 |
| Feb. 25 | Mercer | | 22 | 35 |
| | | | 457 | 361 |

1922-23—Won 3, Lost 10.

COACH: George C. Buchheit
CAPTAIN: Fred Fest

| | | | | |
|----------------|-------------------|------------|-----------|-----------|
| Jan. 13 | Georgetown | (A) | 24 | 13 |
| Jan. 20 | Tennessee | (A) | 26 | 30 |
| Jan. 22 | Chattanooga | (H) | 25 | 18 |
| Jan. 25 | Alabama | (H) | 35 | 45 |
| Jan. 27 | Centre | (H) | 14 | 21 |
| Feb. 3 | Georgia | (H) | 19 | 23 |
| Feb. 5 | Cincinnati | (A) | 24 | 33 |
| Feb. 7 | Centenary | (H) | 21 | 38 |
| Feb. 10 | Tennessee | (H) | 23 | 28 |
| Feb. 14 | Centre | (A) | 10 | 17 |
| Feb. 15 | Clemson | (H) | 17 | 30 |
| Feb. 19 | Georgetown | (H) | 21 | 48 |
| Feb. 23 | Sewanee | (H) | 30 | 14 |

289 348

1923-24—Won 13, Lost 3.

COACH: G. C. Buchheit
CAPTAIN: A. T. Rice

| | | | | |
|----------------|------------------------|------------|-----------|-----------|
| Jan. 1 | Vanderbilt | (H) | 33 | 13 |
| Jan. 8 | Mexico YMCA | (H) | 25 | 14 |
| Jan. 12 | Georgetown | (A) | 32 | 24 |
| Jan. 14 | Miss. A & M | (H) | 16 | 17 |
| Jan. 15 | Sewanee | (H) | 50 | 15 |
| Jan. 18 | Tennessee | (A) | 14 | 20 |
| Jan. 19 | Chattanooga | (A) | 24 | 23 |
| Feb. 4 | West Virginia | (H) | 24 | 21 |
| Feb. 9 | Centre | (A) | 27 | 18 |
| Feb. 11 | Georgetown | (H) | 39 | 35 |
| Feb. 13 | Clemson | (H) | 38 | 13 |
| Feb. 14 | Virginia | (H) | 29 | 16 |
| Feb. 19 | Virginia Tech | (H) | 36 | 14 |
| Feb. 21 | Centre | (H) | 38 | 24 |
| Feb. 23 | Georgia Tech | (H) | 33 | 27 |

458 294

SIAA TOURNAMENT Atlanta, Ga.

| | | | | |
|----------------|-----------------------|--|-----------|-----------|
| Feb. 29 | North Carolina | | 20 | 41 |
| | | | 478 | 335 |

ALUMNI GYM ERA

1924-1950

1924-25—Won 13, Lost 8.

COACH: C. O. Applegran
CAPTAIN: James McFarland

| | | | | |
|----------------|-------------------|------------|-----------|-----------|
| Dec. 13 | Cincinnati | (H) | 28 | 23 |
| Dec. 18 | Indiana | (H) | 18 | 20 |
| Dec. 20 | Michigan | (H) | 11 | 21 |
| Jan. 3 | Cincinnati | (A) | 20 | 24 |
| Jan. 5 | Illinois | (A) | 26 | 36 |
| Jan. 6 | Wabash | (A) | 11 | 57 |
| Jan. 9 | Mississippi | (H) | 26 | 23 |
| Jan. 10 | Georgetown | (H) | 25 | 17 |
| Jan. 17 | Centre | (H) | 33 | 26 |
| Jan. 30 | Washington & Lee | (H) | 28 | 22 |
| Feb. 2 | West Virginia | (H) | 29 | 19 |
| Feb. 5 | Alabama | (A) | 15 | 24 |
| Feb. 6 | Georgia Tech | (A) | 18 | 16 |
| Feb. 7 | Georgia | (A) | 24 | 28 |
| Feb. 9 | Tennessee | (A) | 34 | 22 |
| Feb. 12 | Tulane | (A) | 29 | 22 |
| Feb. 14 | Georgetown | (A) | 36 | 21 |
| Feb. 18 | Tennessee | (H) | 26 | 21 |
| Feb. 21 | Centre | (H) | 39 | 10 |

476 452

SOUTHERN CONFERENCE TOURNAMENT Atlanta, Ga.

| | | | | |
|----------------|-----------------|--|-----------|-----------|
| Feb. 27 | Mississippi A&M | | 31 | 26 |
| Feb. 28 | Georgia | | 31 | 32 |
| | | | 538 | 510 |

1925-26—Won 15, Lost 8.

COACH: Ray Eklund
CAPTAIN: Burgess Carey

| | | | | |
|----------------|------------------|------------|-----------|-----------|
| Dec. 19 | DePauw | (H) | 29 | 38 |
| Jan. 5 | Indiana | (A) | 23 | 34 |
| Jan. 9 | Berea | (H) | 37 | 23 |
| Jan. 12 | Georgetown | (A) | 36 | 21 |
| Jan. 16 | Georgia Tech | (H) | 25 | 24 |
| Jan. 22 | Centre | (H) | 45 | 25 |
| Jan. 30 | Georgetown | (H) | 25 | 20 |
| Feb. 1 | Alabama | (H) | 27 | 16 |
| Feb. 4 | Centre | (A) | 46 | 19 |
| Feb. 5 | Washington & Lee | (H) | 44 | 34 |
| Feb. 8 | Auburn | (H) | 35 | 26 |
| Feb. 12 | Tennessee | (A) | 51 | 17 |
| Feb. 15 | Georgia | (A) | 22 | 18 |

| Date | Team | Site | Ky. | Opp. |
|---------|------------|------|-----|------|
| Feb. 18 | Tennessee | (H) | 27 | 21 |
| Feb. 20 | Vanderbilt | (H) | 30 | 20 |
| | | | 502 | 356 |

SOUTHERN CONFERENCE TOURNAMENT
Atlanta, Ga.

| | | | | |
|---------|-----------------|--|-----|-----|
| Feb. 26 | VMI | | 38 | 25 |
| Feb. 27 | Georgia | | 39 | 34 |
| Mar. 1 | Mississippi A&M | | 26 | 31 |
| | | | 605 | 446 |

1926-27—Won 3, Lost 13.

COACH: Basil Hayden
CAPTAIN: Paul Jenkins

| | | | | |
|---------|------------------|-----|-----|-----|
| Dec. 18 | Cincinnati | (H) | 10 | 48 |
| Dec. 21 | Indiana | (H) | 19 | 38 |
| Dec. 29 | Cincinnati | (A) | 23 | 52 |
| Dec. 31 | Princeton | (H) | 26 | 30 |
| Jan. 3 | Florida | (H) | 43 | 36 |
| Jan. 10 | Ky. Wesleyan | (A) | 25 | 31 |
| Jan. 15 | Vanderbilt | (H) | 32 | 48 |
| Jan. 21 | Tennessee | (A) | 14 | 19 |
| Jan. 22 | Georgia Tech | (A) | 16 | 48 |
| Jan. 29 | Centre | (H) | 27 | 25 |
| Feb. 1 | Georgetown | (A) | 19 | 26 |
| Feb. 4 | Washington & Lee | (H) | 34 | 36 |
| Feb. 7 | West Virginia | (H) | 26 | 44 |
| Feb. 11 | Mississippi | (H) | 17 | 37 |
| Feb. 12 | Centre | (A) | 22 | 16 |
| Feb. 19 | Tennessee | (H) | 21 | 30 |
| | | | 374 | 563 |

1927-28—Won 12, Lost 6.

COACH: John Mauer
CAPTAIN: Paul Jenkins

| | | | | |
|---------|------------------|-----|-----|-----|
| Dec. 16 | Clemson | (H) | 33 | 17 |
| Dec. 20 | Miami (Ohio) U. | (H) | 31 | 36 |
| Jan. 4 | Berea | (H) | 37 | 16 |
| Jan. 9 | Centre | (A) | 36 | 25 |
| Jan. 14 | Vanderbilt | (H) | 43 | 23 |
| Jan. 16 | Virginia | (A) | 31 | 28 |
| Jan. 18 | Naval Academy | (A) | 26 | 32 |
| Jan. 19 | Maryland | (A) | 7 | 37 |
| Jan. 28 | Tennessee | (H) | 48 | 18 |
| Feb. 3 | Washington & Lee | (H) | 34 | 28 |
| Feb. 4 | Indiana | (A) | 29 | 48 |
| Feb. 8 | Vanderbilt | (A) | 54 | 29 |
| Feb. 9 | Tennessee | (A) | 43 | 16 |
| Feb. 11 | Georgia Tech | (H) | 31 | 35 |
| Feb. 18 | Centre | (H) | 30 | 20 |
| | | | 513 | 408 |

SOUTHERN CONFERENCE TOURNAMENT
Atlanta, Ga.

| | | | | |
|---------|----------------|--|-----|-----|
| Feb. 24 | South Carolina | | 56 | 40 |
| Feb. 25 | Georgia | | 33 | 16 |
| Feb. 27 | Mississippi | | 28 | 41 |
| | | | 630 | 505 |

1928-29—Won 12, Lost 5.

COACH: John Mauer
CAPTAIN: Lawrence McGinnis

| | | | | |
|---------|------------------|-----|-------|----|
| Dec. 15 | Eastern Normal | (H) | 35 | 10 |
| Dec. 21 | Miami (Ohio) U. | (H) | 43*** | 32 |
| Jan. 4 | North Carolina | (H) | 15 | 25 |
| Jan. 12 | Notre Dame | (A) | 19 | 16 |
| Jan. 16 | Georgia Tech | (A) | 19 | 33 |
| Jan. 17 | Tennessee | (A) | 35 | 29 |
| Jan. 19 | Tennessee | (H) | 27 | 22 |
| Jan. 26 | Alabama | (H) | 26 | 27 |
| Feb. 1 | Mississippi A&M | (A) | 25 | 23 |
| Feb. 2 | Mississippi A&M | (A) | 32 | 14 |
| Feb. 3 | Tulane | (A) | 22 | 34 |
| Feb. 8 | Washington & Lee | (H) | 31 | 30 |

| Date | Team | Site | Ky. | Opp. |
|---------|-------------|------|-----|------|
| Feb. 13 | Centre | (H) | 47 | 11 |
| Feb. 22 | Mississippi | (H) | 35 | 30 |
| Feb. 23 | Mississippi | (H) | 32 | 24 |
| | | | 443 | 370 |

SOUTHERN CONFERENCE TOURNAMENT
Atlanta, Ga.

| | | | | |
|--------|---------|--|-----|-----|
| Mar. 1 | Tulane | | 29 | 15 |
| Mar. 2 | Georgia | | 24 | 26 |
| | | | 496 | 411 |

*** Denotes 3 overtime periods.

1929-30—Won 16, Lost 3.

COACH: John Mauer
CAPTAIN: Paul McBrayer

| | | | | |
|---------|------------------|-----|-----|-----|
| Dec. 14 | Georgetown | (H) | 46 | 9 |
| Dec. 20 | Miami (Ohio) U. | (H) | 35 | 20 |
| Dec. 31 | Berea | (H) | 29 | 26 |
| Jan. 3 | Clemson | (H) | 31 | 15 |
| Jan. 10 | Creighton | (H) | 27 | 28 |
| Jan. 11 | Creighton | (H) | 25 | 21 |
| Jan. 18 | Tennessee | (H) | 23 | 20 |
| Jan. 24 | Mississippi A&M | (H) | 43 | 17 |
| Jan. 25 | Mississippi A&M | (H) | 20 | 14 |
| Jan. 31 | Tennessee | (A) | 24 | *29 |
| Feb. 1 | Georgia | (A) | 32 | 21 |
| Feb. 3 | Clemson | (A) | 34 | 20 |
| Feb. 8 | Georgia Tech | (H) | 39 | 19 |
| Feb. 14 | Georgia | (H) | 36 | 23 |
| Feb. 18 | Ky. Wesleyan | (H) | 32 | 20 |
| Feb. 22 | Washington & Lee | (H) | 28 | *26 |
| | | | 494 | 328 |

SOUTHERN CONFERENCE TOURNAMENT
Atlanta, Ga.

| | | | | |
|---------|----------|--|-----|-----|
| Feb. 28 | Maryland | | 26 | 21 |
| Mar. 1 | Sewanee | | 44 | 22 |
| Mar. 3 | Duke | | 32 | 37 |
| | | | 599 | 408 |

* Denotes overtime period.

ADOLPH RUPP ERA

1930-31—Won 15, Lost 3.

COACH: Adolph Rupp
CAPTAIN: Carey Spicer

| | | | | |
|---------|------------------|-----|-----|-----|
| Dec. 18 | Georgetown | (H) | 67 | 19 |
| Dec. 27 | Marshall | (H) | 42 | 26 |
| Dec. 31 | Berea | (H) | 41 | 25 |
| Jan. 3 | Clemson | (H) | 33 | 21 |
| Jan. 10 | Tennessee | (H) | 31 | 23 |
| Jan. 16 | Chattanooga | (H) | 55 | 18 |
| Jan. 21 | Vanderbilt | (A) | 42 | 37 |
| Jan. 31 | Tennessee | (A) | 36 | *32 |
| Feb. 6 | Washington & Lee | (H) | 23 | 18 |
| Feb. 9 | Georgia Tech | (H) | 38 | 34 |
| Feb. 13 | Georgia | (A) | 16 | 25 |
| Feb. 14 | Clemson | (A) | 26 | 29 |
| Feb. 16 | Georgia Tech | (A) | 35 | 16 |
| Feb. 20 | Vanderbilt | (H) | 43 | 23 |
| | | | 528 | 346 |

SOUTHERN CONFERENCE TOURNAMENT
Atlanta, Ga.

| | | | | |
|---------|----------------------|--|-----|-----|
| Feb. 27 | North Carolina State | | 33 | 28 |
| Feb. 28 | Duke | | 35 | 30 |
| Mar. 2 | Florida | | 56 | 36 |
| Mar. 3 | Maryland (finals) | | 27 | 29 |
| | | | 769 | 469 |

* Denotes overtime period.

| Date | Team | Site | Ky. | Opp. |
|--------------------------------|------------------|------|-----|------|
| 1931-32—Won 15, Lost 2. | | | | |
| COACH: Adolph Rupp | | | | |
| CAPTAIN: Ellis Johnson | | | | |
| Dec. 15 | Georgetown | (H) | 66 | 24 |
| Dec. 18 | Carnegie Tech | (H) | 36 | 34 |
| Dec. 23 | Berea | (H) | 52 | 27 |
| Dec. 30 | Marshall | (H) | 46 | 16 |
| Jan. 2 | Clemson | (H) | 43 | 24 |
| Jan. 14 | Clemson | (A) | 30 | 17 |
| Jan. 15 | Sewanee | (A) | 30 | 20 |
| Jan. 16 | Tennessee | (A) | 29 | 28 |
| Jan. 21 | Chattanooga | (H) | 51 | 17 |
| Jan. 30 | Washington & Lee | (H) | 48 | 28 |
| Feb. 6 | Duke | (H) | 37 | 30 |
| Feb. 8 | Alabama | (H) | 50 | 22 |
| Feb. 10 | Vanderbilt | (A) | 61 | 37 |
| Feb. 13 | Tennessee | (H) | 41 | 27 |
| Feb. 20 | Vanderbilt | (H) | 31 | 32 |
| | | | 651 | 393 |

SOUTHERN CONFERENCE TOURNAMENT
Atlanta, Ga.

| | | | | |
|---------|----------------|--|-----|-----|
| Feb. 26 | Tulane | | 50 | 30 |
| Feb. 27 | North Carolina | | 42 | 43 |
| | | | 743 | 456 |

1932-33—Won 20, Lost 3.

COACH: Adolph Rupp
CAPTAIN: Forest Sale

| | | | | |
|---------|----------------|------|-----|-----|
| Dec. 12 | Georgetown | (H) | 62 | 21 |
| Dec. 17 | Marshall | (N1) | 57 | 23 |
| Dec. 20 | Tulane | (H) | 53 | 17 |
| Dec. 21 | Tulane | (H) | 42 | 11 |
| Dec. 30 | Chicago | (A) | 58 | 26 |
| Jan. 2 | Ohio State | (H) | 30 | 46 |
| Jan. 6 | Creighton | (A) | 32 | 26 |
| Jan. 7 | Creighton | (A) | 22 | 34 |
| Jan. 10 | South Carolina | (H) | 44 | 36 |
| Jan. 14 | Tennessee | (A) | 42 | 21 |
| Jan. 16 | Clemson | (H) | 67 | 18 |
| Jan. 28 | Tennessee | (H) | 44 | 23 |
| Jan. 31 | Vanderbilt | (A) | 40 | 29 |
| Feb. 1 | Clemson | (A) | 42 | 32 |
| Feb. 2 | South Carolina | (A) | 38 | 44 |
| Feb. 6 | Mexico | (H) | 81 | 22 |
| Feb. 11 | Georgia Tech | (H) | 45 | 22 |
| Feb. 13 | Alabama | (N2) | 35 | 21 |
| Feb. 18 | Vanderbilt | (H) | 45 | 28 |
| | | | 879 | 510 |

SEC TOURNAMENT
Atlanta, Ga.

| | | | | |
|---------|-------------------------------------|--|------|-----|
| Feb. 25 | Mississippi | | 49 | 31 |
| Feb. 26 | Florida | | 48 | 24 |
| Feb. 27 | L.S.U. | | 51 | 38 |
| Feb. 28 | Mississippi State (championship) | | 46 | 27 |
| | | | 1073 | 630 |

SEC CHAMPIONS
(N1) Ashland (N2) Birmingham

1933-34—Won 15, Lost 1.

COACH: Adolph Rupp
CAPTAIN: John DeMoisey

| | | | | |
|---------|--------------|------|----|----|
| Dec. 9 | Georgetown | (H) | 51 | 12 |
| Dec. 14 | Marshall | (H) | 48 | 26 |
| Dec. 16 | Cincinnati | (H) | 31 | 25 |
| Dec. 21 | Tulane | (A) | 32 | 22 |
| Dec. 22 | Tulane | (A) | 42 | 29 |
| Jan. 12 | Sewanee | (A) | 55 | 16 |
| Jan. 13 | Tennessee | (A) | 44 | 23 |
| Jan. 20 | Chattanooga | (H) | 47 | 20 |
| Jan. 27 | Tennessee | (H) | 53 | 26 |
| Feb. 1 | Alabama | (N1) | 33 | 28 |
| Feb. 3 | Vanderbilt | (A) | 48 | 26 |
| Feb. 8 | Alabama | (H) | 26 | 21 |
| Feb. 10 | Georgia Tech | (H) | 49 | 25 |

| Date | Team | Site | Ky. | Opp. |
|---------|------------|------|-----|------|
| Feb. 15 | Sewanee | (H) | 60 | 15 |
| Feb. 17 | Vanderbilt | (H) | 47 | 27 |
| | | | 656 | 341 |

SEC TOURNAMENT
Atlanta, Ga.

| | | | | |
|---------|---------|--|-----|-----|
| Feb. 24 | Florida | | 32 | 38 |
| | | | 688 | 379 |

(N1) Birmingham

1934-35—Won 19, Lost 2.

COACH: Adolph Rupp
CO-CAPTAINS: Dave Lawrence
and Jack Tucker

| | | | | |
|---------|----------------|------|-----|-----|
| Dec. 10 | Alumni | (H) | 61 | 10 |
| Dec. 13 | Oglethorpe | (H) | 81 | 12 |
| Dec. 20 | Tulane | (A) | 38 | 9 |
| Dec. 21 | Tulane | (A) | 52 | 12 |
| Jan. 2 | Chicago | (H) | 52 | 16 |
| Jan. 5 | N. Y. U. | (A) | 22 | 23 |
| Jan. 18 | Tulane | (H) | 63 | 22 |
| Jan. 19 | Tulane | (H) | 55 | 12 |
| Jan. 22 | Chattanooga | (H) | 66 | 19 |
| Jan. 26 | Tennessee | (H) | 48 | 21 |
| Feb. 1 | Alabama | (N1) | 33 | 26 |
| Feb. 2 | Vanderbilt | (A) | 58 | 22 |
| Feb. 5 | Xavier | (A) | 40 | 27 |
| Feb. 9 | Georgia Tech | (H) | 57 | 30 |
| Feb. 11 | Alabama | (H) | 25 | 16 |
| Feb. 13 | Michigan State | (A) | 26 | 32 |
| Feb. 16 | Tennessee | (A) | 38 | 36 |
| Feb. 22 | Creighton | (H) | 63 | 42 |
| Feb. 23 | Creighton | (H) | 24 | 13 |
| Mar. 2 | Vanderbilt | (H) | 53 | 19 |
| Mar. 7 | Xavier | (H) | 46 | 29 |
| | | | 991 | 448 |

SEC CO-CHAMPIONS

(N1) Birmingham

1935-36—Won 15, Lost 6.

COACH: Adolph Rupp
CAPTAIN: Millard Anderson

| | | | | |
|---------|----------------|-----|-----|-----|
| Dec. 6 | Georgetown | (H) | 42 | 17 |
| Dec. 17 | Berea | (H) | 58 | 30 |
| Dec. 23 | Pittsburgh | (H) | 35 | 17 |
| Jan. 8 | New York U. | (A) | 28 | 41 |
| Jan. 14 | Xavier | (A) | 36 | 32 |
| Jan. 17 | Tulane | (H) | 49 | 24 |
| Jan. 18 | Tulane | (H) | 39 | 21 |
| Jan. 21 | Michigan State | (H) | 27 | 19 |
| Jan. 25 | Tennessee | (H) | 40 | 31 |
| Feb. 1 | Vanderbilt | (A) | 23 | 32 |
| Feb. 3 | Alabama | (A) | 32 | 30 |
| Feb. 7 | Alabama | (H) | 40 | 34 |
| Feb. 10 | Notre Dame | (A) | 20 | 41 |
| Feb. 11 | Butler | (A) | 39 | 28 |
| Feb. 15 | Tennessee | (A) | 28 | 39 |
| Feb. 18 | Xavier | (H) | 49 | 40 |
| Feb. 21 | Creighton | (H) | 68 | 38 |
| Feb. 22 | Creighton | (H) | 29 | 31 |
| Feb. 24 | Vanderbilt | (H) | 61 | 41 |
| | | | 743 | 586 |

SEC TOURNAMENT
Knoxville, Tenn.

| | | | | |
|---------|-------------------|--|-----|-----|
| Feb. 28 | Mississippi State | | 41 | 39 |
| Mar. 1 | Tennessee | | 28 | 39 |
| | | | 812 | 644 |

1936-37—Won 17, Lost 5.

COACH: Adolph Rupp
CAPTAIN: Warfield Donohue

| | | | | |
|---------|------------|-----|----|----|
| Dec. 9 | Georgetown | (H) | 46 | 21 |
| Dec. 12 | Berea | (H) | 70 | 26 |

| Date | Team | Site | Ky. | Opp. |
|---------|-----------------------|------|-----------|-----------|
| Dec. 15 | Xavier | (A) | 34 | 28 |
| Dec. 21 | Centenary | (H) | 37 | 19 |
| Jan. 2 | Michigan State | (H) | 28 | 21 |
| Jan. 5 | Notre Dame | (N1) | 28 | 41 |
| Jan. 8 | Creighton | (H) | 59 | 36 |
| Jan. 14 | Michigan State | (A) | 23 | 24 |
| Jan. 16 | Akron U. | (N2) | 32 | 22 |
| Jan. 23 | Tennessee | (H) | 43 | 26 |
| Jan. 30 | Vanderbilt | (A) | 41 | 26 |
| Feb. 1 | Alabama | (N3) | 38 | 27 |
| Feb. 3 | Tulane | (A) | 28 | 35 |
| Feb. 4 | Tulane | (A) | 28 | 25 |
| Feb. 8 | Mexico U. | (H) | 60 | 30 |
| Feb. 10 | Alabama | (H) | 31 | 34 |
| Feb. 13 | Tennessee | (A) | 24 | 26 |
| Feb. 20 | Vanderbilt | (H) | 51 | 19 |
| Feb. 22 | Xavier | (H) | 23 | 15 |

724 501

SEC TOURNAMENT
Knoxville, Tenn.

| | | | | |
|---------|----------------|--|----|----|
| Feb. 26 | L.S.U. | | 57 | 37 |
| Feb. 28 | Georgia Tech | | 40 | 30 |
| | (championship) | | | |

| | | |
|-----------------|-----|-----|
| SEC CHAMPIONS | 860 | 593 |
| (N1) Louisville | | |
| (N2) Cincinnati | | |
| (N3) Birmingham | | |

1937-38—Won 13, Lost 5.

COACH: Adolph Rupp
CAPTAIN: J. Rice Walker

| | | | | |
|---------|------------|-----|----|----|
| Dec. 5 | Berea | (H) | 67 | 33 |
| Dec. 18 | Cincinnati | (H) | 38 | 21 |
| Dec. 22 | Centenary | (H) | 35 | 25 |

SUGAR BOWL TOURNAMENT
New Orleans, La.

| | | | | |
|---------|-----------------------|------|-----------|-----------|
| Dec. 29 | Pittsburgh | | 40 | 29 |
| | (championship) | | | |
| Jan. 8 | Michigan State | (A) | 37 | 42 |
| Jan. 10 | Detroit | (A) | 26 | 34 |
| Jan. 15 | Notre Dame | (A) | 37 | 47 |
| Jan. 22 | Tennessee | (H) | 52 | 27 |
| Jan. 29 | Vanderbilt | (A) | 42 | 19 |
| Jan. 31 | Alabama | (N1) | 57 | 31 |
| Feb. 5 | Xavier | (A) | 32 | 39 |
| Feb. 7 | Michigan State | (H) | 44 | 27 |
| Feb. 12 | Alabama | (H) | 27 | 21 |
| Feb. 14 | Marquette | (H) | 35 | 33 |
| Feb. 17 | Xavier | (H) | 45 | 29 |
| Feb. 21 | Vanderbilt | (H) | 48 | 24 |
| Feb. 26 | Tennessee | (A) | 29 | 26 |

693 507

SEC TOURNAMENT
Baton Rouge, La.

| | | | | |
|--------|---------------|--|-----------|-----------|
| Mar. 3 | Tulane | | 34 | 36 |
|--------|---------------|--|-----------|-----------|

725 541

(N1) Birmingham

1938-39—Won 16, Lost 4.

COACH: Adolph Rupp
CAPTAIN: Bernard Opper

| | | | | |
|---------|--------------------|------|-----------|-----------|
| Dec. 2 | Georgetown | (H) | 39 | 19 |
| Dec. 10 | Ky. Wesleyan | (H) | 57 | 18 |
| Dec. 17 | Cincinnati | (H) | 44 | 27 |
| Dec. 21 | Washington & Lee | (H) | 67 | 47 |
| Jan. 1 | Long Island | (A) | 34 | 52 |
| Jan. 6 | St. Joseph's | (A) | 51 | 30 |
| Jan. 14 | Notre Dame | (N1) | 37 | 42 |
| Jan. 21 | Tennessee | (H) | 29 | 30 |
| Jan. 28 | Alabama | (N2) | 38 | 41 |
| Jan. 30 | Vanderbilt | (A) | 51 | 37 |
| Feb. 4 | Marquette | (H) | 37 | 31 |
| Feb. 8 | Xavier | (A) | 41 | 31 |

| Date | Team | Site | Ky. | Opp. |
|---------|-------------------|------|-----|------|
| Feb. 11 | Alabama | (H) | 45 | 27 |
| Feb. 13 | Mississippi State | (H) | 39 | 28 |
| Feb. 18 | Tennessee | (A) | 36 | *34 |
| Feb. 21 | Xavier | (H) | 43 | 23 |
| Feb. 25 | Vanderbilt | (H) | 52 | 27 |

730 544

SEC TOURNAMENT
Knoxville, Tenn.

| | | | | |
|--------|----------------|--|----|----|
| Mar. 2 | Mississippi | | 49 | 30 |
| Mar. 3 | L.S.U. | | 53 | 34 |
| Mar. 4 | Tennessee | | 46 | 38 |
| | (championship) | | | |

SEC CHAMPIONS 878 646

(N1) Louisville
(N2) Birmingham
** Denotes 2 overtime periods

1939-40—Won 15, Lost 6.

COACH: Adolph Rupp
CAPTAIN: Layton Rouse

| | | | | |
|---------|-------------------|-----|-----------|-----------|
| Dec. 9 | Berea | (H) | 74 | 24 |
| Dec. 16 | Cincinnati | (H) | 30 | 39 |
| Dec. 21 | Clemson | (A) | 55 | 31 |

SUGAR BOWL TOURNAMENT
New Orleans, La.

| | | | | |
|---------|---------------------|------|-----------|-----------|
| Dec. 27 | Ohio State | | 36 | 30 |
| | (championship) | | | |
| Jan. 1 | Kansas State | (H) | 53 | 26 |
| Jan. 6 | Xavier | (A) | 42 | 41 |
| Jan. 8 | West Virginia | (H) | 47 | 38 |
| Jan. 13 | Notre Dame | (A) | 47 | 52 |
| Jan. 20 | Tennessee | (H) | 35 | 26 |
| Jan. 27 | Alabama | (N1) | 32 | 36 |
| Jan. 29 | Vanderbilt | (A) | 32 | 40 |
| Feb. 3 | Marquette | (A) | 51 | 45 |
| Feb. 10 | Alabama | (H) | 46 | 18 |
| Feb. 12 | Xavier | (H) | 37 | 29 |
| Feb. 13 | Mississippi State | (H) | 45 | 37 |
| Feb. 17 | Tennessee | (A) | 23 | 27 |
| Feb. 19 | Georgia Tech | (A) | 39 | 44 |
| Feb. 24 | Vanderbilt | (H) | 43 | 38 |

767 621

SEC TOURNAMENT
Knoxville, Tenn.

| | | | | |
|---------|----------------|--|----|----|
| Feb. 29 | Vanderbilt | | 44 | 31 |
| Mar. 1 | Tennessee | | 30 | 29 |
| Mar. 2 | Georgia | | 51 | 43 |
| | (championship) | | | |

SEC CHAMPIONS 892 724
(N1) Birmingham

1940-41—Won 17, Lost 8.

COACH: Adolph Rupp
CAPTAIN: Lee Huber

| | | | | |
|---------|------------------|-----|-----------|-----------|
| Dec. 7 | Alumni | (H) | 62 | 25 |
| Dec. 12 | West Virginia | (H) | 46 | 34 |
| Dec. 13 | Maryville | (H) | 53 | 14 |
| Dec. 18 | Nebraska | (A) | 39 | 40 |
| Dec. 19 | Creighton | (A) | 45 | 54 |
| Dec. 20 | Kansas State | (A) | 28 | 25 |
| Dec. 27 | Centenary | (H) | 70 | 18 |

SUGAR BOWL TOURNAMENT
New Orleans, La.

| | | | | |
|---------|----------------------|------|-----------|-----------|
| Dec. 30 | Indiana | | 45 | 48 |
| Jan. 4 | Notre Dame | (N1) | 47 | 48 |
| Jan. 9 | Xavier | (A) | 48 | 43 |
| Jan. 11 | West Virginia | (A) | 43 | 56 |
| Jan. 18 | Tennessee | (A) | 22 | 32 |
| Jan. 20 | Georgia Tech | (A) | 47 | 37 |
| Jan. 25 | Xavier | (H) | 44 | 49 |

| Date | Team | Site | Ky. | Opp. |
|-----------------------------------|--------------|------|------|------|
| Feb. 1 | Vanderbilt | (A) | 51 | 50 |
| Feb. 3 | Alabama | (A) | 38 | 36 |
| Feb. 8 | Alabama | (H) | 46 | 38 |
| Feb. 10 | Mississippi | (H) | 60 | 41 |
| Feb. 15 | Tennessee | (H) | 37 | 28 |
| Feb. 17 | Georgia Tech | (H) | 60 | 41 |
| Feb. 24 | Vanderbilt | (H) | 58 | 31 |
| | | | 989 | 788 |
| SEC TOURNAMENT Louisville, Ky. | | | | |
| Feb. 27 | Mississippi | | 62 | 52 |
| Feb. 28 | Tulane | | 59 | 30 |
| Mar. 1 | Alabama | | 39 | 37 |
| Mar. 2 | Tennessee | | 33 | 36 |
| | | | 1182 | 943 |

(N1) Louisville

1941-42—Won 19, Lost 6.

COACH: Adolph Rupp
CAPTAIN: Carl Staker

| | | | | |
|---------|------------------|-----|-----|-----|
| Dec. 6 | Miami (Ohio) U. | (H) | 35 | 21 |
| Dec. 13 | Ohio State | (A) | 41 | 43 |
| Dec. 16 | Nebraska | (H) | 42 | 27 |
| Dec. 22 | South Carolina | (H) | 64 | 25 |
| Dec. 30 | Texas A&M | (H) | 49 | 29 |
| Jan. 2 | Washington & Lee | (H) | 62 | 32 |
| Jan. 10 | Xavier | (A) | 40 | 39 |
| Jan. 17 | Tennessee | (A) | 40 | 46 |
| Jan. 19 | Georgia | (A) | 51 | 26 |
| Jan. 20 | Georgia Tech | (A) | 63 | 53 |
| Jan. 24 | Mexico | (H) | 56 | 26 |
| Jan. 31 | Georgia | (H) | 55 | 38 |
| Feb. 2 | Alabama | (A) | 35 | 41 |
| Feb. 7 | Notre Dame | (A) | 43 | 46 |
| Feb. 9 | Alabama | (H) | 50 | 34 |
| Feb. 14 | Tennessee | (A) | 36 | 33 |
| Feb. 16 | Georgia Tech | (H) | 57 | 51 |
| Feb. 21 | Xavier | (H) | 44 | 36 |
| | | | 863 | 646 |

SEC TOURNAMENT Louisville, Ky.

| | | | | |
|---------|-------------|--|----|----|
| Feb. 26 | Florida | | 42 | 36 |
| Feb. 27 | Mississippi | | 59 | 32 |
| Feb. 28 | Auburn | | 40 | 31 |
| Mar. 1 | Alabama | | 36 | 34 |

SEC CHAMPIONS

POST SEASON GAME Louisville, Ky.

| | | | | |
|---------|-------------|--|----|----|
| Mar. 14 | Great Lakes | | 47 | 58 |
|---------|-------------|--|----|----|

NCAA TOURNAMENT Eastern Regional, New Orleans, La.

| | | | | |
|---------|-----------|--|----|----|
| Mar. 20 | Illinois | | 46 | 44 |
| Mar. 21 | Dartmouth | | 28 | 47 |

1161 928

1942-43—Won 17, Lost 6.

COACH: Adolph Rupp
CAPTAIN: Melvin Brewer.

| | | | | |
|---------|--------------|------|----|----|
| Dec. 12 | Cincinnati | (H) | 61 | 39 |
| Dec. 19 | Washington | (H) | 45 | 38 |
| Dec. 23 | Indiana | (N1) | 52 | 58 |
| Jan. 2 | Ohio State | (H) | 40 | 45 |
| Jan. 4 | Ft. Knox | (H) | 64 | 30 |
| Jan. 9 | Xavier | (A) | 43 | 38 |
| Jan. 16 | Tennessee | (A) | 30 | 28 |
| Jan. 18 | Georgia | (A) | 60 | 28 |
| Jan. 19 | Georgia Tech | (A) | 38 | 36 |
| Jan. 23 | Notre Dame | (N1) | 60 | 55 |
| Jan. 26 | Vanderbilt | (H) | 39 | 38 |
| Jan. 30 | Alabama | (A) | 32 | 41 |
| Jan. 30 | Alabama | (A) | 32 | 41 |
| Jan. 26 | Vanderbilt | (H) | 39 | 38 |
| Feb. 6 | Alabama | (H) | 67 | 41 |

| Date | Team | Site | Ky. | Opp. |
|---------|--------------|------|-----|------|
| Feb. 8 | Xavier | (H) | 48 | 36 |
| Feb. 13 | Tennessee | (H) | 53 | 29 |
| Feb. 15 | Georgia Tech | (H) | 58 | 31 |
| Feb. 20 | DePaul | (A) | 44 | 53 |
| | | | 888 | 707 |

SEC TOURNAMENT Louisville, Ky.

| | | | | |
|---------|-------------------|--|----|----|
| Feb. 25 | Tulane | | 48 | 31 |
| Feb. 26 | Georgia | | 59 | 30 |
| Feb. 27 | Mississippi State | | 52 | 43 |
| Feb. 28 | Tennessee | | 30 | 33 |

POST-SEASON GAME Louisville, Ky.

| | | | | |
|--------|-------------|--|----|----|
| Mar. 6 | Great Lakes | | 39 | 53 |
|--------|-------------|--|----|----|

(N1) Louisville

1124 887

1943-44—Won 19, Lost 2.

COACH: Adolph Rupp
CAPTAIN:

| | | | | |
|---------|--------------------|------|-----|-----|
| Dec. 1 | Ft. Knox | (H) | 51 | 18 |
| Dec. 4 | Berea (Naval V-12) | (H) | 54 | 40 |
| Dec. 11 | Indiana | (N1) | 66 | 41 |
| Dec. 13 | Ohio State | (A) | 40 | 28 |
| Dec. 18 | Cincinnati | (H) | 58 | 30 |
| Dec. 20 | Illinois | (A) | 41 | 43 |
| Dec. 28 | Carnegie Tech | (A) | 61 | 14 |
| Dec. 30 | St. John's | (A) | 44 | 38 |
| Jan. 8 | Notre Dame | (N1) | 55 | 54 |
| Jan. 15 | Wright Field | (H) | 61 | 28 |
| Jan. 31 | Ft. Knox A.R.C. | (H) | 76 | 48 |
| Feb. 5 | DePauw | (H) | 38 | 35 |
| Feb. 7 | Illinois | (H) | 51 | 40 |
| Feb. 12 | Cincinnati | (A) | 38 | 35 |
| Feb. 26 | Ohio U. | (H) | 51 | 35 |
| | | | 785 | 527 |

SEC TOURNAMENT Louisville, Ky.

| | | | | |
|--------|-----------------|--|----|----|
| Mar. 2 | Georgia | | 57 | 29 |
| Mar. 3 | Louisiana State | | 55 | 28 |
| Mar. 4 | Tulane | | 62 | 46 |

SEC CHAMPIONS

NATIONAL INVITATION TOURNAMENT New York, N. Y.

| | | | | |
|---------|--------------|--|----|----|
| Mar. 20 | Utah | | 46 | 38 |
| Mar. 22 | St. John's | | 45 | 48 |
| Mar. 26 | Oklahoma A&M | | 45 | 29 |

(N1) Louisville

1095 745

1944-45—Won 22, Lost 4.

COACH: Adolph Rupp
CAPTAIN:

| | | | | |
|---------|----------------|------|----|-----|
| Dec. 2 | Ft. Knox | (H) | 56 | 23 |
| Dec. 4 | Berea | (H) | 56 | 32 |
| Dec. 9 | Cincinnati | (H) | 66 | 24 |
| Dec. 16 | Indiana | (N1) | 61 | 43 |
| Dec. 23 | Ohio State | (H) | 53 | *48 |
| Dec. 26 | Wyoming | (N2) | 50 | 46 |
| Dec. 30 | Temple | (A) | 45 | 44 |
| Jan. 1 | Long Island | (A) | 62 | *52 |
| Jan. 6 | Ohio U. | (H) | 59 | 46 |
| Jan. 8 | Arkansas State | (H) | 75 | 6 |
| Jan. 13 | Michigan State | (H) | 66 | 35 |
| Jan. 20 | Tennessee | (A) | 34 | 35 |
| Jan. 22 | Georgia Tech | (A) | 64 | 58 |
| Jan. 27 | Notre Dame | (N1) | 58 | *59 |
| Jan. 29 | Georgia | (H) | 73 | 37 |
| Feb. 3 | Georgia Tech | (H) | 51 | 32 |
| Feb. 5 | Michigan State | (A) | 50 | 66 |
| Feb. 17 | Tennessee | (H) | 40 | 34 |

| Date | Team | Site | Ky. | Opp. |
|---------|------------|------|-----|------|
| Feb. 19 | Ohio U. | (A) | 61 | 38 |
| Feb. 24 | Cincinnati | (A) | 65 | 35 |

1145 793

SEC TOURNAMENT
Louisville, Ky.

| | | | | |
|--------|-----------------|--|----|----|
| Mar. 1 | Florida | | 57 | 35 |
| Mar. 2 | Louisiana State | | 68 | 37 |
| Mar. 3 | Alabama | | 52 | 41 |
| Mar. 3 | Tennessee | | 39 | 35 |

SEC CHAMPIONS

NCAA TOURNAMENT
New York, N. Y.

| | | | | |
|---------|------------|--|----|----|
| Mar. 20 | Ohio State | | 37 | 45 |
| Mar. 21 | Tufts | | 66 | 56 |

* Denotes overtime period.

(N1) Louisville

(N2) Buffalo, N. Y.

1464 1042

1945-46—Won 28, Lost 2.

COACH: Adolph Rupp
CAPTAIN: Jack Parkinson

| | | | | |
|---------|-----------------|------|----|----|
| Dec. 1 | Ft. Knox | (H) | 59 | 36 |
| Dec. 7 | Western Ontario | (H) | 51 | 42 |
| Dec. 8 | Western Ontario | (H) | 71 | 28 |
| Dec. 15 | Cincinnati | (H) | 67 | 31 |
| Dec. 18 | Arkansas | (H) | 67 | 42 |
| Dec. 21 | Oklahoma | (H) | 43 | 33 |
| Dec. 29 | St. John's | (A) | 73 | 59 |
| Jan. 1 | Temple | (A) | 45 | 53 |
| Jan. 5 | Ohio U. | (H) | 57 | 48 |
| Jan. 7 | Fort Benning | (H) | 81 | 25 |
| Jan. 12 | Michigan State | (A) | 55 | 44 |
| Jan. 14 | Xavier | (A) | 62 | 36 |
| Jan. 19 | Tennessee | (A) | 50 | 32 |
| Jan. 21 | Georgia Tech | (A) | 68 | 43 |
| Jan. 26 | Notre Dame | (A) | 47 | 56 |
| Jan. 28 | Georgia Tech | (H) | 54 | 26 |
| Feb. 2 | Michigan State | (H) | 59 | 51 |
| Feb. 4 | Vanderbilt | (N1) | 64 | 31 |
| Feb. 16 | Tennessee | (H) | 54 | 34 |
| Feb. 19 | Ohio U. | (A) | 60 | 52 |
| Feb. 23 | Xavier | (H) | 83 | 40 |

1329 879

SEC TOURNAMENT
Louisville, Ky.

| | | | | |
|---------|-----------------|--|----|----|
| Feb. 28 | Auburn | | 69 | 24 |
| Mar. 1 | Florida | | 69 | 32 |
| Mar. 2 | Alabama | | 59 | 30 |
| Mar. 2 | Louisiana State | | 59 | 36 |

SEC CHAMPIONS

POST-SEASON GAME
Louisville, Ky.

| | | | | |
|--------|--------|--|----|----|
| Mar. 9 | Temple | | 54 | 43 |
|--------|--------|--|----|----|

NATIONAL INVITATION
TOURNAMENT
New York, N. Y.

| | | | | |
|---------|---------------|--|----|----|
| Mar. 16 | Arizona | | 77 | 53 |
| Mar. 18 | West Virginia | | 59 | 51 |
| Mar. 20 | Rhode Island | | 46 | 45 |

(N1) Paducah, Ky.

1821 1193

1946-47—Won 34, Lost 3.

COACH: Adolph Rupp
CAPTAIN: Ken Rollins

| | | | | |
|---------|-----------------|-----|----|----|
| Nov. 28 | Indiana Central | (H) | 78 | 36 |
| Nov. 30 | Tulane | (A) | 64 | 35 |

| Date | Team | Site | Ky. | Opp. |
|---------|-----------------|------|-----|------|
| Dec. 2 | Ft. Knox | (H) | 68 | 31 |
| Dec. 7 | Cincinnati | (A) | 80 | 49 |
| Dec. 9 | Idaho | (H) | 65 | 35 |
| Dec. 12 | DePaul | (H) | 65 | 45 |
| Dec. 14 | Texas A&M | (H) | 83 | 18 |
| Dec. 16 | Miami (Ohio) U. | (H) | 62 | 49 |
| Dec. 21 | St. John's | (A) | 70 | 50 |
| Dec. 23 | Baylor | (H) | 75 | 34 |
| Dec. 28 | Wabash | (H) | 96 | 24 |

SUGAR BOWL TOURNAMENT
New Orleans, La.

Dec. 30 Oklahoma A&M 31 37

| | | | | |
|---------|----------------|------|----|----|
| Jan. 4 | Ohio U. | (H) | 46 | 36 |
| Jan. 11 | Dayton U. | (H) | 70 | 29 |
| Jan. 13 | Vanderbilt | (A) | 82 | 30 |
| Jan. 18 | Tennessee | (A) | 54 | 39 |
| Jan. 20 | Georgia Tech | (A) | 70 | 47 |
| Jan. 21 | Georgia | (A) | 84 | 45 |
| Jan. 25 | Xavier | (H) | 71 | 34 |
| Jan. 27 | Michigan State | (H) | 86 | 36 |
| Feb. 1 | Notre Dame | (N1) | 60 | 30 |
| Feb. 3 | Alabama | (A) | 48 | 37 |
| Feb. 8 | DePaul | (A) | 47 | 53 |
| Feb. 10 | Georgia | (H) | 81 | 40 |
| Feb. 15 | Tennessee | (H) | 61 | 46 |
| Feb. 17 | Alabama | (H) | 63 | 33 |
| Feb. 19 | Xavier | (A) | 58 | 31 |
| Feb. 21 | Vanderbilt | (A) | 84 | 41 |
| Feb. 22 | Georgia Tech | (H) | 83 | 46 |

1985 1096

SEC TOURNAMENT
Louisville, Ky.

| | | | | |
|---------|--------------|--|----|----|
| Feb. 27 | Vanderbilt | | 98 | 29 |
| Feb. 28 | Auburn | | 84 | 18 |
| Mar. 1 | Georgia Tech | | 75 | 53 |
| Mar. 1 | Tulane | | 55 | 38 |

(championship)

SEC CHAMPIONS

POST-SEASON GAME
Louisville, Ky.

| | | | | |
|--------|--------|--|----|----|
| Mar. 8 | Temple | | 68 | 29 |
|--------|--------|--|----|----|

NATIONAL INVITATION
TOURNAMENT
New York, N. Y.

| | | | | |
|---------|----------------------|--|----|----|
| Mar. 17 | Long Island | | 63 | 62 |
| Mar. 19 | North Carolina State | | 60 | 42 |
| Mar. 24 | Utah | | 45 | 49 |

2533 1416

(N1) Louisville

1947-48—Won 36, Lost 3.

COACH: Adolph Rupp
CAPTAIN: Kenneth Rollins

| | | | | |
|---------|-----------------|------|----|----|
| Nov. 29 | Indiana Central | (H) | 80 | 41 |
| Dec. 1 | Ft. Knox | (H) | 80 | 41 |
| Dec. 5 | Tulsa U. | (H) | 72 | 18 |
| Dec. 6 | Tulsa U. | (H) | 71 | 22 |
| Dec. 10 | DePaul | (N1) | 74 | 50 |
| Dec. 13 | Cincinnati | (A) | 67 | 31 |
| Dec. 17 | Xavier U. | (H) | 79 | 37 |
| Dec. 20 | Temple U. | (A) | 59 | 60 |
| Dec. 23 | St. John's | (A) | 52 | 40 |
| Jan. 2 | Creighton | (A) | 65 | 23 |
| Jan. 3 | Western Ontario | (H) | 98 | 41 |
| Jan. 5 | Miami (Ohio) | (A) | 67 | 53 |
| Jan. 10 | Michigan State | (A) | 47 | 45 |
| Jan. 12 | Ohio U. | (A) | 79 | 57 |
| Jan. 17 | Tennessee | (A) | 65 | 54 |
| Jan. 19 | Georgia Tech | (A) | 71 | 56 |
| Jan. 20 | Georgia | (A) | 88 | 51 |
| Jan. 24 | Cincinnati | (H) | 70 | 43 |
| Jan. 31 | DePaul | (A) | 68 | 51 |
| Feb. 2 | Uotre Dame | (A) | 55 | 64 |
| Feb. 5 | Alabama | (A) | 41 | 31 |
| Feb. 5 | Washington U. | (N2) | 69 | 39 |

| Date | Team | Site | Ky. | Opp. |
|---------|--------------|------|-----|------|
| Feb. 9 | Vanderbilt | (A) | 82 | 51 |
| Feb. 14 | Tennessee | (H) | 69 | 42 |
| Feb. 16 | Alabama | (H) | 63 | 33 |
| Feb. 20 | Vanderbilt | (H) | 79 | 43 |
| Feb. 21 | Georgia Tech | (H) | 78 | 54 |
| Feb. 24 | Temple | (N1) | 58 | 38 |
| Feb. 28 | Xavier | (A) | 59 | 37 |

2005 1246

SEC TOURNAMENT
Louisville, Ky.

| | | | | |
|--------|--------------------------------|--|----|----|
| Mar. 4 | Florida | | 87 | 31 |
| Mar. 5 | Louisiana State | | 63 | 47 |
| Mar. 6 | Tennessee | | 70 | 47 |
| Mar. 6 | Georgia Tech (championship) | | 54 | 43 |

SEC CHAMPIONS

NCAA TOURNAMENT
New York, N. Y.

| | | | | |
|---------|--------------------------|--|----|----|
| Mar. 18 | Columbia | | 76 | 53 |
| Mar. 20 | Holy Cross | | 60 | 52 |
| Mar. 23 | Baylor (Championship) | | 58 | 42 |

NATIONAL CHAMPIONS

OLYMPIC TRIALS TOURNAMENT
New York, N. Y.

| | | | | |
|---------|---|--|----|----|
| Mar. 27 | Louisville | | 91 | 57 |
| Mar. 29 | Baylor (Championship—Collegiate Bracket) | | 77 | 59 |

| | | | | |
|---------|---------------------------------|--|----|----|
| Mar. 31 | Phillips Oilers (AAU Champs) | | 49 | 53 |
|---------|---------------------------------|--|----|----|

2690 1730

(N1) Louisville
(N2) Memphis

OLYMPIC TEAM
EXHIBITION GAMES
Kentucky vs. Phillips Oilers

| | | | | |
|---------|--------------------|--|----|-----|
| 6-30-48 | — Tulsa, Okla. | | 52 | 60 |
| 7- 2-48 | — Kansas City, Mo. | | 70 | *69 |
| 7- 9-48 | — Lexington, Ky. | | 50 | 56 |

†OLYMPIC GAMES
London, England

| | | | | |
|---------|-----------------------|--|----|----|
| July 30 | Switzerland | | 86 | 21 |
| Aug. 2 | Czechoslovakia | | 53 | 28 |
| Aug. 3 | Argentina | | 59 | 57 |
| Aug. 4 | Egypt | | 66 | 28 |
| Aug. 6 | Peru | | 61 | 33 |
| Aug. 9 | Uruguay | | 63 | 28 |
| Aug. 11 | Mexico | | 71 | 40 |
| Aug. 13 | France (championship) | | 65 | 21 |

WORLD CHAMPIONS

** Denotes two overtime periods.
† Kentucky participated as part of U.S. basketball entry.

1948-49—Won 32, Lost 2.

COACH: Adolph Rupp
CAPTAIN:

| | | | | |
|---------|-----------------|------|----|----|
| Nov. 29 | Indiana Central | (H) | 74 | 38 |
| Dec. 8 | DePaul | (N1) | 67 | 36 |
| Dec. 10 | Tulsa U. | (H) | 81 | 27 |
| Dec. 13 | Arkansas | (H) | 76 | 39 |
| Dec. 16 | Holy Cross | (A) | 51 | 48 |
| Dec. 18 | St. John's | (A) | 57 | 30 |
| Dec. 22 | Tulane | (N1) | 51 | 47 |

SUGAR BOWL TOURNAMENT
New Orleans, La.

| | | | | |
|---------|---------------|------|----|----|
| Dec. 29 | Tulane | | 78 | 47 |
| Dec. 30 | St. Louis | | 40 | 42 |
| Jan. 11 | Bowling Green | (N2) | 63 | 61 |
| Jan. 15 | Tennessee | (A) | 66 | 51 |
| Jan. 17 | Georgia Tech | (A) | 56 | 45 |

| Date | Team | Site | Ky. | Opp. |
|---------|--------------|------|-----|------|
| Jan. 22 | DePaul | (A) | 56 | 45 |
| Jan. 29 | Notre Dame | (N1) | 62 | 38 |
| Jan. 31 | Vanderbilt | (A) | 72 | 50 |
| Feb. 2 | Alabama | (A) | 56 | 40 |
| Feb. 3 | Mississippi | (N3) | 75 | 45 |
| Feb. 5 | Bradley | (N4) | 62 | 52 |
| Feb. 8 | Tennessee | (H) | 71 | 56 |
| Feb. 12 | Xavier | (H) | 96 | 50 |
| Feb. 14 | Alabama | (H) | 74 | 32 |
| Feb. 16 | Mississippi | (H) | 85 | 31 |
| Feb. 19 | Georgia Tech | (H) | 78 | 32 |
| Feb. 21 | Georgia | (H) | 95 | 40 |
| Feb. 24 | Xavier | (A) | 51 | 40 |
| Feb. 26 | Vanderbilt | (H) | 70 | 37 |

1763 1099

SEC TOURNAMENT
Louisville, Ky.

| | | | | |
|--------|--------------------------|--|----|----|
| Mar. 3 | Florida | | 73 | 36 |
| Mar. 4 | Auburn | | 70 | 39 |
| Mar. 5 | Tennessee | | 83 | 44 |
| Mar. 5 | Tulane (championship) | | 68 | 52 |

SEC CHAMPIONS

NATIONAL INVITATION
TOURNAMENT
New York, N. Y.

| | | | | |
|---------|-------------------|--|----|----|
| Mar. 14 | Loyola of Chicago | | 56 | 67 |
|---------|-------------------|--|----|----|

NCAA TOURNAMENT
(Eastern Regionals)
New York, N. Y.

| | | | | |
|---------|-----------|--|----|----|
| Mar. 21 | Villanova | | 85 | 72 |
| Mar. 22 | Illinois | | 76 | 47 |

NCAA FINALS
Seattle, Washington

| | | | | |
|---------|--------------------------------|--|----|----|
| Mar. 26 | Oklahoma A&M (championship) | | 46 | 36 |
|---------|--------------------------------|--|----|----|

NATIONAL CHAMPIONS 2320 1492

(N1) Louisville (N3) Memphis
(N2) Cleveland (N4) Owensboro

1949-50—Won 25, Lost 5.

COACH: Adolph Rupp
CAPTAIN: Dale Barnstable

| | | | | |
|---------|-----------------|------|----|----|
| Dec. 3 | Indiana Central | (H) | 84 | 61 |
| Dec. 10 | Western Ontario | (H) | 90 | 18 |
| Dec. 15 | St. John's | (A) | 58 | 69 |
| Dec. 21 | DePaul | (N1) | 49 | 47 |
| Dec. 25 | Purdue | (A) | 60 | 54 |

SUGAR BOWL TOURNAMENT
New Orleans, La.

| | | | | |
|---------|---------------------------|--|----|-----|
| Dec. 29 | Villanova | | 57 | *56 |
| Dec. 30 | Bradley (championship) | | 71 | 66 |

| | | | | |
|---------|-------------------|------|----|----|
| Jan. 2 | Arkansas | (A) | 57 | 53 |
| Jan. 4 | Mississippi State | (N2) | 87 | 55 |
| Jan. 9 | North Carolina U. | (H) | 83 | 44 |
| Jan. 14 | Tennessee | (A) | 53 | 66 |
| Jan. 16 | Georgia Tech | (A) | 61 | 47 |
| Jan. 17 | Georgia | (A) | 60 | 71 |
| Jan. 21 | DePaul | (A) | 86 | 53 |
| Jan. 23 | Notre Dame | (A) | 51 | 64 |
| Jan. 26 | Xavier | (A) | 58 | 47 |
| Jan. 28 | Georgia | (H) | 88 | 56 |
| Jan. 30 | Vanderbilt | (A) | 58 | 54 |
| Feb. 2 | Alabama | (A) | 66 | 64 |
| Feb. 4 | Mississippi | (N3) | 61 | 55 |
| Feb. 11 | Tennessee | (H) | 79 | 52 |
| Feb. 13 | Alabama | (H) | 77 | 57 |
| Feb. 15 | Mississippi | (H) | 90 | 50 |
| Feb. 18 | Georgia Tech | (H) | 97 | 62 |
| Feb. 23 | Xavier | (H) | 58 | 53 |
| Feb. 25 | Vanderbilt | (H) | 70 | 66 |

1809 1440

| Date | Team | Site | Ky. | Opp. |
|-----------------------------------|-----------------------------|------|-----|------|
| SEC TOURNAMENT Louisville, Ky. | | | | |
| Mar. 2 | Mississippi State | | 56 | 46 |
| Mar. 3 | Georgia | | 79 | 63 |
| Mar. 4 | Tennessee (championship) | | 95 | 58 |

SEC CHAMPIONS

| Date | Team | Site | Ky. | Opp. |
|--|--------------------|------|------|------|
| NATIONAL INVITATION TOURNAMENT New York, N. Y. | | | | |
| Mar. 14 | City Col. of N. Y. | | 50 | 89 |
| | | | 2089 | 1696 |

(N1) Louisville
(N2) Owensboro
(N3) Memphis

* Denotes overtime period.

MEMORIAL COLISEUM ERA

1950-51—Won 32, Lost 2.

(Including exhibition games, Kentucky won 39½ games and lost 2.)

COACH: Adolph Rupp
CAPTAIN: Walt Hirsch

| | | | | |
|---------|------------------|-----|----|----|
| Dec. 1 | West Texas State | (H) | 73 | 43 |
| Dec. 9 | †Purdue | (H) | 70 | 52 |
| Dec. 12 | Xavier | (A) | 67 | 56 |
| Dec. 14 | Florida | (H) | 85 | 37 |
| Dec. 16 | Kansas | (H) | 68 | 39 |
| Dec. 23 | St. John's | (A) | 43 | 37 |

SUGAR BOWL TOURNAMENT
New Orleans, La.

| | | | | |
|---------|---------------------------|--|----|-----|
| Dec. 29 | St. Louis | | 42 | *43 |
| Dec. 30 | Syracuse (consolation) | | 69 | 59 |

| | | | | |
|---------|-------------------|------|-----|----|
| Jan. 5 | Auburn | (H) | 79 | 35 |
| Jan. 8 | DePaul | (H) | 63 | 55 |
| Jan. 13 | Alabama | (H) | 65 | 48 |
| Jan. 15 | Notre Dame | (H) | 69 | 44 |
| Jan. 20 | Tennessee | (A) | 70 | 45 |
| Jan. 22 | Georgia Tech | (A) | 82 | 61 |
| Jan. 27 | Vanderbilt | (A) | 74 | 49 |
| Jan. 29 | Tulane | (A) | 104 | 68 |
| Jan. 31 | Louisiana State | (A) | 81 | 59 |
| Feb. 2 | Mississippi State | (A) | 80 | 60 |
| Feb. 3 | Mississippi | (N1) | 86 | 39 |
| Feb. 9 | Georgia Tech | (H) | 75 | 42 |
| Feb. 13 | Xavier | (H) | 78 | 51 |
| Feb. 17 | Tennessee | (H) | 86 | 61 |
| Feb. 19 | DePaul | (A) | 60 | 57 |
| Feb. 23 | Georgia | (H) | 88 | 41 |
| Feb. 24 | Vanderbilt | (H) | 89 | 57 |

SEC CHAMPIONS 1846 1238

SEC TOURNAMENT
Louisville, Ky.

| | | | | |
|--------|-------------------|--|----|----|
| Mar. 1 | Mississippi State | | 92 | 70 |
| Mar. 2 | Auburn | | 84 | 54 |
| Mar. 3 | Georgia Tech | | 82 | 56 |
| Mar. 3 | Vanderbilt | | 57 | 61 |

POST-SEASON GAME

| | | | | |
|---------|-----------------------|--|----|----|
| Mar. 13 | Loyola of Chicago (H) | | 97 | 61 |
|---------|-----------------------|--|----|----|

NCAA TOURNAMENT

| | | | | |
|---------|---|--|----|----|
| Mar. 20 | Louisville (at Raleigh, N. C.) | | 79 | 68 |
| Mar. 22 | St. John's (at New York, N. Y.) | | 59 | 43 |
| Mar. 24 | Illinois (at New York, N. Y.) (Eastern finals) | | 76 | 74 |
| Mar. 27 | Kansas State (at Minneapolis, Minn.) (championship) | | 68 | 58 |

NATIONAL CHAMPIONS 2540 1783

| Date | Team | Site | Ky. | Opp. |
|-----------------|---------------|------|-----|------|
| EXHIBITION GAME | | | | |
| Apr. 27 | Ky. All-Stars | (H) | 92 | 49 |

PUERTO RICO EXHIBITION TOUR

| | | | | |
|-------------------------------------|-----------------------|--|----|----|
| Aug. 25 | San German Athletics | | 86 | 38 |
| Aug. 26 | Ponce Lions | | 83 | 43 |
| Aug. 27 | San Turce | | 93 | 40 |
| Aug. 29 | Univ. of Puerto Rico | | 91 | 44 |
| Sept. 2 | U. S. Navy | | 52 | 23 |
| (Called at half on account of rain) | | | | |
| Sept. 3 | Puerto Rico All-Stars | | 75 | 46 |

† Memorial Coliseum Dedication Game.

* Denotes overtime period.

(N1) Owensboro

1951-52—Won 29, Lost 3.

COACH: Adolph Rupp
CAPTAIN: Robert Watson

| | | | | |
|---------|------------------|-----|----|----|
| Dec. 8 | Washington & Lee | (H) | 96 | 46 |
| Dec. 10 | Xavier | (A) | 97 | 72 |
| Dec. 13 | Minnesota | (A) | 57 | 61 |
| Dec. 17 | St. John's | (H) | 81 | 40 |
| Dec. 20 | DePaul | (H) | 98 | 60 |
| Dec. 26 | U.C.L.A. | (H) | 84 | 53 |

SUGAR BOWL TOURNAMENT
New Orleans, La.

| | | | | |
|---------|---------------|--|----|----|
| Dec. 28 | Brigham Young | | 84 | 64 |
| Dec. 29 | St. Louis | | 60 | 61 |

| | | | | |
|---------|-------------------|------|-----|----|
| Jan. 2 | Mississippi† | (N1) | 116 | 58 |
| Jan. 5 | L.S.U. | (H) | 57 | 47 |
| Jan. 7 | Xavier | (H) | 83 | 50 |
| Jan. 12 | Florida | (A) | 99 | 52 |
| Jan. 16 | Georgia | (N2) | 99 | 55 |
| Jan. 19 | Tennessee | (A) | 65 | 56 |
| Jan. 21 | Georgia Tech | (A) | 96 | 51 |
| Jan. 26 | Alabama | (A) | 71 | 67 |
| Jan. 28 | Vanderbilt | (A) | 88 | 51 |
| Jan. 30 | Auburn | (A) | 88 | 48 |
| Feb. 2 | Notre Dame | (N3) | 71 | 66 |
| Feb. 4 | Tulane | (H) | 103 | 54 |
| Feb. 6 | Mississippi | (H) | 81 | 61 |
| Feb. 9 | Georgia Tech | (H) | 93 | 42 |
| Feb. 11 | Mississippi State | (H) | 110 | 66 |
| Feb. 16 | Tennessee | (H) | 95 | 40 |
| Feb. 21 | Vanderbilt | (H) | 75 | 45 |
| Feb. 23 | DePaul | (A) | 63 | 61 |

SEC CHAMPIONS 2210 1427

SEC TOURNAMENT#
Louisville, Ky.

| | | | | |
|---------|--------------------------|--|----|----|
| Feb. 28 | Georgia Tech | | 80 | 59 |
| Feb. 29 | Tulane | | 85 | 61 |
| Mar. 1 | Tennessee | | 81 | 66 |
| Mar. 1 | L.S.U. (championship) | | 44 | 43 |

NCAA TOURNAMENT
(Eastern Regionals)
Raleigh, N. C.

| | | | | |
|---------|-------------|--|----|----|
| Mar. 21 | Penn. State | | 82 | 84 |
| Mar. 22 | St. John's | | 57 | 64 |

2639 1774

† Not counted as SEC game.

(N1) Owensboro

(N2) Louisville

(N3) Chicago

Tournament abandoned after 1952.

1952-53—No Schedule.

(Under suspension by NCAA)

Intra-Squad Scrimmage Results

COACH: Adolph Rupp
CO-CAPTAINS: Cliff Hagan and Frank Ramsey

| | | | | |
|---------|---------|----|----------|----|
| Dec. 13 | Varsity | 76 | Freshmen | 45 |
| Jan. 19 | Ramsey | 71 | Hagans | 50 |

| Date | Team | Ky. | Opp. |
|---------|--------|------------|------------|
| Feb. 4 | Hagans | 68 | Ramseys 55 |
| Feb. 28 | Blues | 49 | Whites 47 |
| | | <u>264</u> | <u>197</u> |

1953-54—Won 25, Lost 0.

COACH: Adolph Rupp
CO-CAPTAINS: Cliff Hagan and Frank Ramsey

| | | | | |
|---------|-------------|-----|-----|----|
| Dec. 5 | Temple | (H) | 86 | 59 |
| Dec. 12 | Xavier | (A) | 81 | 66 |
| Dec. 14 | Wake Forest | (H) | 101 | 69 |
| Dec. 18 | St. Louis | (A) | 71 | 59 |

UNIVERSITY OF KENTUCKY INVITATIONAL TOURNAMENT Lexington, Ky.

| | | | | |
|----------------|---------|--|----|----|
| Dec. 21 | Duke | | 85 | 69 |
| Dec. 22 | LaSalle | | 73 | 60 |
| (championship) | | | | |

| | | | | |
|---------|-------------------|------|-----|----|
| Dec. 28 | Minnesota | (H) | 74 | 59 |
| Jan. 4 | Xavier | (H) | 74 | 59 |
| Jan. 9 | Georgia Tech | (H) | 105 | 53 |
| Jan. 11 | DePaul | (H) | 81 | 63 |
| Jan. 16 | Tulane | (H) | 94 | 43 |
| Jan. 23 | Tennessee | (A) | 97 | 71 |
| Jan. 30 | Vanderbilt | (A) | 85 | 63 |
| Feb. 2 | Georgia Tech | (N1) | 99 | 48 |
| Feb. 4 | Georgia | (H) | 106 | 55 |
| Feb. 6 | Georgia | (N2) | 100 | 68 |
| Feb. 8 | Florida | (A) | 97 | 55 |
| Feb. 13 | Mississippi | (H) | 88 | 62 |
| Feb. 15 | Mississippi State | (H) | 81 | 49 |
| Feb. 18 | Tennessee | (H) | 90 | 63 |
| Feb. 20 | DePaul | (A) | 76 | 61 |
| Feb. 22 | Vanderbilt | (H) | 100 | 64 |
| Feb. 27 | Auburn | (N3) | 109 | 79 |
| Mar. 1 | Alabama | (A) | 68 | 43 |

2124 1452

SEC PLAYOFF Nashville, Tenn.

(Playoff game to determine SEC champion and representative in NCAA Tournament. Kentucky and LSU tied for league title due to a schedule disagreement.)

| | | | | |
|--------|-----------------|--|----|----|
| Mar. 9 | Louisiana State | | 63 | 56 |
|--------|-----------------|--|----|----|

2187 1508

SEC CHAMPIONS

(N1) Louisville
(N2) Owensboro
(N3) Montgomery

1954-55—Won 23, Lost 3.

COACH: Adolph Rupp
CAPTAIN: Bill Evans

| | | | | |
|---------|------------------|-----|----|----|
| Dec. 4 | Louisiana State† | (H) | 74 | 58 |
| Dec. 11 | Xavier | (A) | 73 | 69 |
| Dec. 18 | Temple | (H) | 79 | 61 |

UNIVERSITY OF KENTUCKY INVITATIONAL TOURNAMENT Lexington, Ky.

| | | | | |
|----------------|---------|--|----|----|
| Dec. 21 | Utah | | 70 | 65 |
| Dec. 22 | LaSalle | | 63 | 54 |
| (championship) | | | | |

| | | | | |
|---------|-------------------|------|-----|----|
| Dec. 30 | St. Louis | (H) | 82 | 65 |
| Jan. 1 | Temple | (A) | 101 | 69 |
| Jan. 8 | Georgia Tech | (H) | 58 | 59 |
| Jan. 10 | DePaul | (H) | 92 | 59 |
| Jan. 15 | Tulane | (A) | 58 | 44 |
| Jan. 17 | Louisiana State | (A) | 64 | 62 |
| Jan. 22 | Tennessee | (A) | 84 | 66 |
| Jan. 29 | Vanderbilt | (A) | 75 | 71 |
| Jan. 31 | Georgia Tech | (A) | 59 | 65 |
| Feb. 3 | Florida | (H) | 87 | 63 |
| Feb. 5 | Mississippi | (N1) | 84 | 66 |
| Feb. 7 | Mississippi State | (A) | 61 | 56 |

| Date | Team | Ky. | Opp. | |
|---------|------------|-----|------|----|
| Feb. 9 | Georgia | (H) | 86 | 40 |
| Feb. 14 | Xavier | (H) | 66 | 55 |
| Feb. 19 | DePaul | (A) | 76 | 72 |
| Feb. 21 | Vanderbilt | (H) | 77 | 59 |
| Feb. 26 | Auburn | (H) | 93 | 59 |
| Feb. 28 | Alabama | (H) | 66 | 52 |
| Mar. 5 | Tennessee | (H) | 104 | 61 |

SEC CHAMPIONS 1832 1450

NCAA TOURNAMENT (Eastern Regionals) Evanston, Illinois

| | | | | |
|---------|------------|--|----|-----------|
| Mar. 11 | Marquette | | 71 | 79 |
| Mar. 12 | Penn State | | 84 | 59 |
| | | | | 1987 1588 |

† Game not counted in SEC standings.
(N1) Memphis

1955-56—Won 20, Lost 6.

COACH: Adolph Rupp
CAPTAIN: Phil Grawemeyer

| | | | | |
|---------|------------------|-----|----|----|
| Dec. 3 | Louisiana State† | (A) | 62 | 52 |
| Dec. 10 | Temple | (H) | 61 | 73 |
| Dec. 12 | DePaul | (H) | 71 | 69 |
| Dec. 15 | Maryland | (A) | 62 | 61 |
| Dec. 17 | Idaho | (H) | 91 | 49 |

UNIVERSITY OF KENTUCKY INVITATIONAL TOURNAMENT Lexington, Ky.

| | | | | |
|---------|-----------|--|----|----|
| Dec. 20 | Minnesota | | 72 | 65 |
| Dec. 21 | Dayton | | 74 | 89 |

| | | | | |
|---------|-------------------|------|-----|-----|
| Dec. 28 | St. Louis U. | (A) | 101 | 80 |
| Jan. 7 | Georgia Tech | (H) | 104 | 51 |
| Jan. 12 | Tulane | (H) | 85 | 63 |
| Jan. 14 | Louisiana State | (H) | 107 | 65 |
| Jan. 21 | Tennessee | (A) | 95 | 68 |
| Jan. 28 | Vanderbilt | (A) | 73 | 81 |
| Jan. 30 | Georgia Tech | (A) | 84 | 62 |
| Feb. 1 | Duke | (H) | 81 | 76 |
| Feb. 4 | Auburn | (N1) | 82 | 81 |
| Feb. 6 | Florida | (A) | 81 | 70 |
| Feb. 11 | Mississippi | (H) | 88 | 49 |
| Feb. 13 | Mississippi State | (H) | 86 | 65 |
| Feb. 18 | DePaul | (A) | 79 | 81 |
| Feb. 20 | Vanderbilt | (H) | 76 | 55 |
| Feb. 25 | Alabama | (N1) | 77 | 101 |
| Feb. 27 | Georgia | (N2) | 143 | 66 |
| Mar. 3 | Tennessee | (H) | 101 | 77 |

2036 1649

NCAA TOURNAMENT (Eastern Regionals) Iowa City, Iowa

| | | | | |
|---------|----------|-----|----|----|
| Mar. 16 | Wayne U. | (A) | 84 | 64 |
| Mar. 17 | Iowa | (A) | 77 | 89 |

† Game not counted in SEC standings.
(N1) Montgomery
(N2) Louisville

1956-57—Won 23, Lost 5.

COACH: Adolph Rupp
HONORARY CO-CAPTAINS:
Ed Beck and Gerry Calvert

| | | | | |
|---------|------------------|-----|-----|----|
| Dec. 1 | Washington & Lee | (H) | 94 | 66 |
| Dec. 3 | Miami (Fla.) | (H) | 114 | 75 |
| Dec. 8 | Temple | (A) | 73 | 58 |
| Dec. 10 | St. Louis | (H) | 70 | 71 |
| Dec. 15 | Maryland | (H) | 76 | 55 |
| Dec. 18 | Duke | (A) | 84 | 85 |

UNIVERSITY OF KENTUCKY INVITATIONAL TOURNAMENT Lexington, Ky.

| | | | | |
|----------------|--------------------|--|----|----|
| Dec. 21 | Southern Methodist | | 73 | 67 |
| Dec. 22 | Illinois | | 91 | 70 |
| (Championship) | | | | |

| Date | Team | Site | Ky. | Opp. |
|---|--------------------------|------------|-----------|-----------|
| SUGAR BOWL TOURNAMENT New Orleans, Louisiana | | | | |
| Dec. 28 | Virginia Tech | | 56 | 55 |
| Dec. 29 | Houston | | 111 | 76 |
| (Championship) | | | | |
| Jan. 5 | Georgia Tech | (H) | 95 | 72 |
| Jan. 7 | Loyola (Chicago) | (H) | 81 | 62 |
| Jan. 12 | Louisiana State | (A) | 51 | 46 |
| Jan. 14 | Tulane | (A) | 60 | 68 |
| Jan. 19 | Tennessee | (A) | 97 | 72 |
| Jan. 26 | Vanderbilt | (A) | 91 | 83 |
| Jan. 28 | Georgia Tech | (A) | 76 | 65 |
| Jan. 30 | Georgia | (H) | 84 | 53 |
| Feb. 2 | Florida | (H) | 88 | 61 |
| Feb. 8 | Mississippi | (N1) | 75 | 69 |
| Feb. 11 | Mississippi State | (A) | 81 | 89 |
| Feb. 15 | Loyola (Chicago) | (A) | 115 | 65 |
| Feb. 18 | Vanderbilt | (H) | 80 | 65 |
| Feb. 23 | Alabama | (H) | 79 | 60 |
| Feb. 25 | Auburn | (H) | 103 | 85 |
| Mar. 2 | Tennessee | (H) | 93 | 75 |

SEC CHAMPIONS 2191 1781

| NCAA TOURNAMENT (Midwest Regional) Lexington, Ky. | | | | |
|---|-----------------------|--|-----------|-----------|
| Mar. 15 | Pittsburgh | | 98 | 92 |
| Mar. 16 | Michigan State | | 68 | 80 |
| (N1) Memphis | | | 2357 | 1953 |

1957-58—Won 23, Lost 6.

| COACH: Adolph Rupp HONORARY CAPT.: Ed Beck | | | | |
|---|-----------------|------------|-----------|-----------|
| Dec. 2 | Duke University | (H) | 78 | 74 |
| Dec. 4 | Ohio State | (A) | 61 | 54 |
| Dec. 7 | Temple | (H) | 85** | 83 |
| Dec. 9 | Maryland | (A) | 62 | 71 |
| Dec. 14 | St. Louis | (A) | 73 | 60 |
| Dec. 16 | SMU | (A) | 64 | 65 |

| UNIVERSITY OF KENTUCKY INVITATIONAL TOURNAMENT Lexington, Ky. | | | | |
|---|-------------------------|-------------|-----------|-----------|
| Dec. 20 | West Virginia | | 70 | 77 |
| Dec. 21 | Minnesota | | 78 | 58 |
| Dec. 23 | Utah State | (H) | 92 | 64 |
| Dec. 30 | Loyola (Chicago) | (H) | 75 | 42 |
| Jan. 4 | Georgia Tech | (H) | 76 | 60 |
| Jan. 6 | Vanderbilt | (A) | 86 | 81 |
| Jan. 11 | Louisiana State | (H) | 97 | 52 |
| Jan. 13 | Tulane | (H) | 86 | 50 |
| Jan. 18 | Tennessee | (H) | 77 | 68 |
| Jan. 27 | Georgia Tech | (A) | 52 | 71 |
| Jan. 29 | Georgia | (N1) | 74 | 55 |
| Jan. 31 | Florida | (A) | 78 | 56 |
| Feb. 8 | Mississippi | (M) | 96 | 65 |
| Feb. 10 | Mississippi State | (H) | 72 | 62 |
| Feb. 15 | Loyola (Chicago) | (A) | 56 | 57 |
| Feb. 17 | Vanderbilt | (H) | 65 | 61 |
| Feb. 22 | Alabama | (N2) | 45 | *43 |
| Feb. 24 | Auburn | (N3) | 63 | 64 |
| Mar. 1 | Tennessee | (A) | 77 | 66 |

SEC CHAMPIONS 1838 1559

| NCAA TOURNAMENT (Midwest Regional) Lexington, Ky. | | | | |
|---|--------------|--|------|------|
| Mar. 14 | Miami (Ohio) | | 94 | 70 |
| Mar. 15 | Notre Dame | | 89 | 56 |
| NCAA FINALS Louisville, Ky. | | | | |
| Mar. 21 | Temple | | 61 | 60 |
| Mar. 22 | Seattle | | 84 | 72 |
| (Championship Game) | | | | |
| | | | 2166 | 1817 |

| Date | Team | Site | Ky. | Opp. |
|---|------|-----------------|-----|------|
| NATIONAL COLLEGIATE CHAMPIONS FOR RECORD FOURTH TIME | | | | |
| *** Three overtime periods. | | | | |
| * One overtime period. | | | | |
| (N1) Atlanta | | (N3) Birmingham | | |
| (N2) Montgomery | | | | |

1958-59—Won 24, Lost 3.

| COACH: Adolph Rupp HONORARY CAPT.: Johnny Cox | | | | |
|--|---------------|-----|----|-----|
| Dec. 1 | Florida State | (H) | 91 | 68 |
| Dec. 6 | Temple | (A) | 76 | 71 |
| Dec. 8 | Duke | (A) | 78 | 64 |
| Dec. 11 | SMU | (H) | 72 | 60 |
| Dec. 13 | St. Louis | (H) | 76 | 57 |
| Dec. 15 | Maryland | (H) | 58 | *56 |

| UNIVERSITY OF KENTUCKY INVITATIONAL TOURNAMENT Lexington, Ky. | | | | |
|---|--------------------------|------------|-----------|-----------|
| Dec. 19 | Ohio State | | 95 | 76 |
| Dec. 20 | West Virginia | | 97 | 91 |
| (championship) | | | | |
| Dec. 29 | Navy | (H) | 82 | 69 |
| Dec. 30 | Illinois | (N1) | 76 | 75 |
| Jan. 3 | Georgia Tech | (H) | 72 | 62 |
| Jan. 6 | Vanderbilt | (A) | 66 | 75 |
| Jan. 10 | Louisiana State | (A) | 76 | 61 |
| Jan. 12 | Tulane | (A) | 85 | 68 |
| Jan. 17 | Tennessee | (H) | 79 | 58 |
| Jan. 26 | Georgia Tech | (A) | 94 | 70 |
| Jan. 29 | Georgia | (H) | 108 | 55 |
| Jan. 31 | Florida | (H) | 94 | 51 |
| Feb. 7 | Mississippi | (N2) | 97 | 72 |
| Feb. 9 | Mississippi State | (A) | 58 | 66 |
| Feb. 14 | Notre Dame | (N3) | 71 | 52 |
| Feb. 18 | Vanderbilt | (H) | 83 | 71 |
| Feb. 21 | Auburn | (H) | 75 | 56 |
| Feb. 23 | Alabama | (H) | 39 | 32 |
| Feb. 28 | Tennessee | (A) | 69 | 56 |
| | | | 2067 | 1592 |

| NCAA TOURNAMENT (Midwest Regional) Evanston, Ill. | | | | |
|---|-------------------|--|-----------|-----------|
| Mar. 13 | Louisville | | 61 | 76 |
| Mar. 14 | Marquette | | 98 | 69 |
| | | | 2126 | 1737 |

* Denotes overtime period.
(N1) Louisville (N3) Chicago, Ill.
(N2) Jackson, Miss.

1959-60—Won 18, Lost 7.

| COACH: Adolph Rupp CO-CAPTS.: Bill Lickert and Don Mills | | | | |
|---|-----------------------|------------|-----------|-----------|
| Dec. 1 | Colorado State | (H) | 106 | 73 |
| Dec. 4 | UCLA | (A) | 68 | 66 |
| Dec. 5 | So. California | (A) | 73 | 87 |
| Dec. 12 | St. Louis | (A) | 61 | 73 |
| Dec. 14 | Kansas | (A) | 77* | 72 |

| UNIVERSITY OF KENTUCKY INVITATIONAL TOURNAMENT Lexington, Ky. | | | | |
|---|----------------------|------------|-----------|-----------|
| Dec. 18 | North Carolina | | 76 | 70 |
| Dec. 19 | West Virginia | | 70 | 79 |
| Dec. 20 | Temple | (N1) | 97 | 92 |
| Dec. 28 | Ohio State | (H) | 96 | 93 |
| Jan. 2 | Georgia Tech | (H) | 54 | 62 |
| Jan. 5 | Vanderbilt | (A) | 76 | 59 |
| Jan. 9 | Louisiana State | (H) | 77 | 45 |
| Jan. 11 | Tulane | (H) | 68 | 42 |
| Jan. 16 | Tennessee | (A) | 78 | 68 |
| Jan. 25 | Georgia Tech | (A) | 44 | 65 |
| Jan. 27 | Georgia | (N2) | 84 | 60 |
| Jan. 29 | Florida | (A) | 75 | 62 |

| Date | Team | Site | Ky. | Opp. |
|----------------|-------------------|------------|-----------|-----------|
| Feb. 6 | Mississippi | (H) | 61 | 43 |
| Feb. 8 | Mississippi State | (M) | 90 | 59 |
| Feb. 13 | Notre Dame | (H) | 68 | 65 |
| Feb. 16 | Vanderbilt | (H) | 68 | 60 |
| Feb. 20 | Auburn | (A) | 60 | 61 |
| Feb. 22 | Alabama | (N3) | 75 | 55 |
| Feb. 27 | Tennessee | (H) | 63 | 65 |
| Mar. 5 | Pittsburg | (H) | 73 | 66 |

1838 1642

* Denotes overtime period.

(N1) Louisville (N3) Montgomery, Ala.
(N2) Columbus, Ga.

1960-61—Won 19, Lost 9.

COACH: Adolph Rupp
CAPTAIN: Dick Parsons

| | | | | |
|----------------|----------------------|------------|-----------|-----------|
| Dec. 1 | VMI | (H) | 72 | 56 |
| Dec. 3 | Florida State | (H) | 58 | 63 |
| Dec. 7 | Notre Dame | (N1) | 68 | 62 |
| Dec. 13 | North Carolina | (N2) | 70 | 65 |
| Dec. 17 | Temple | (A) | 58 | 66 |

UNIVERSITY OF KENTUCKY INVITATIONAL TOURNAMENT Lexington, Ky.

| | | | | |
|----------------|------------------|--|-----------|------------|
| Dec. 21 | Illinois | | 83 | 78 |
| Dec. 22 | St. Louis | | 72 | *74 |

| | | | | |
|----------------|------------------------|------------|-----------|-----------|
| Dec. 31 | Missouri | (H) | 81 | 69 |
| Jan. 2 | Miami (Ohio) | (H) | 70 | 58 |
| Jan. 7 | Georgia Tech | (H) | 89 | 79 |
| Jan. 9 | Vanderbilt | (A) | 62 | 64 |
| Jan. 13 | Louisiana State | (A) | 59 | 73 |
| Jan. 14 | Tulane | (A) | 70 | 72 |
| Jan. 21 | Tennessee | (H) | 83 | 54 |
| Jan. 30 | Georgia Tech | (A) | 60 | 62 |
| Feb. 4 | Florida | (H) | 89 | 68 |
| Feb. 7 | Georgia | (H) | 74 | 67 |
| Feb. 11 | Mississippi | (N3) | 74 | 60 |
| Feb. 13 | Mississippi State | (A) | 68 | 62 |
| Feb. 17 | UCLA | (H) | 77 | 76 |
| Feb. 21 | Vanderbilt | (H) | 60 | 59 |
| Feb. 25 | Alabama | (H) | 80 | 53 |
| Feb. 27 | Auburn | (H) | 77 | 51 |
| Mar. 4 | Tennessee | (A) | 68 | 61 |

†1794 1640

SEC PLAYOFF Knoxville, Tenn.

(To determine SEC representative
in NCAA Tournament)

| | | | | |
|----------------|------------------|-------------|-----------|-----------|
| Mar. 9 | Vanderbilt | | 88 | 67 |
| Mar. 11 | Marquette | (N4) | 72 | 88 |

NCAA TOURNAMENT (Midwest Regional) Louisville, Ky.

| | | | | |
|----------------|-------------------|--|-----------|-----------|
| Mar. 17 | Morehead | | 71 | 64 |
| Mar. 18 | Ohio State | | 74 | 87 |

2027 1858

(N1) Louisville, Ky.
(N2) Greensboro, N. C.
(N3) Jackson, Miss.
(N4) Chicago, Ill.

* Denotes one overtime period.

† Scoring totals regular season include Marquette.

1961-62—Won 23, Lost 3.

COACH: Adolph Rupp
CAPTAIN: Larry Pursiful

| | | | | |
|---------------|-----------------------|------------|-----------|-----------|
| Dec. 2 | Miami (Ohio) | (H) | 93 | 61 |
| Dec. 4 | So. California | (H) | 77 | 79 |

| Date | Team | Site | Ky. | Opp. |
|---------|-----------|------|-----|------|
| Dec. 11 | St. Louis | (H) | 86 | 77 |
| Dec. 16 | Baylor | (H) | 94 | 60 |
| Dec. 18 | Temple | (H) | 78 | 55 |

UNIVERSITY OF KENTUCKY INVITATIONAL TOURNAMENT Lexington, Ky.

| | | | | |
|---------|--------------|--|----|----|
| Dec. 22 | Tennessee | | 96 | 69 |
| Dec. 23 | Kansas State | | 80 | 67 |

(Championship)

| | | | | |
|----------------|--------------------------|------------|-----------|-----------|
| Dec. 27 | Yale | (H) | 79 | 58 |
| Dec. 30 | Notre Dame | (N1) | 100 | 53 |
| Jan. 2 | Virginia | (H) | 93 | 73 |
| Jan. 6 | Georgia Tech | (H) | 89 | 70 |
| Jan. 8 | Vanderbilt | (A) | 77 | 68 |
| Jan. 12 | Louisiana State | (H) | 84 | 63 |
| Jan. 15 | Tennessee | (A) | 95 | 82 |
| Jan. 29 | Georgia Tech | (A) | 71 | 62 |
| Jan. 31 | Georgia | (N2) | 86 | 59 |
| Feb. 2 | Florida | (A) | 81 | 69 |
| Feb. 10 | Mississippi | (H) | 83 | 60 |
| Feb. 12 | Mississippi State | (H) | 44 | 49 |
| Feb. 19 | Vanderbilt | (H) | 87 | 80 |
| Feb. 24 | Alabama | (A) | 73 | 65 |
| Feb. 26 | Auburn | (A) | 63 | 60 |
| Mar. 5 | Tulane | (H) | 97 | 72 |
| Mar. 10 | Tennessee | (H) | 90 | 59 |

1996 1570

NCAA TOURNAMENT (Midwest Regional) Iowa City, Iowa

| | | | | |
|----------------|-------------------|--|-----------|-----------|
| Mar. 16 | Butler | | 81 | 60 |
| Mar. 17 | Ohio State | | 64 | 74 |

2141 1704

(N1) Freedom Hall, Louisville
(N2) Ga. Tech Coliseum, Atlanta

1962-63—Won 16, Lost 9.

COACH: Adolph Rupp
CAPTAIN: Scotty Baesler

| | | | | |
|----------------|-----------------------|------------|-----------|-----------|
| Dec. 1 | Virginia Tech | (H) | 77 | 80 |
| Dec. 8 | Temple | (A) | 56 | 52 |
| Dec. 12 | Florida State | (H) | 83 | 54 |
| Dec. 15 | Northwestern | (H) | 71 | 60 |
| Dec. 17 | North Carolina | (H) | 66 | 68 |

UNIVERSITY OF KENTUCKY INVITATIONAL TOURNAMENT Lexington, Ky.

| | | | | |
|---------|-------------------------|--|----|----|
| Dec. 21 | Iowa | | 94 | 69 |
| Dec. 22 | West Va. (Championship) | | 79 | 75 |

| | | | | |
|----------------|--------------------------|------------|-----------|-------------|
| Dec. 27 | Dartmouth | (H) | 95 | 49 |
| Dec. 29 | Notre Dame | (N) | 78 | 70 |
| Dec. 31 | St. Louis | (A) | 63 | 87 |
| Jan. 5 | Georgia Tech | (H) | 85 | **86 |
| Jan. 7 | Vanderbilt | (A) | 106 | 82 |
| Jan. 11 | Louisiana State | (A) | 63 | 56 |
| Jan. 12 | Tulane | (A) | 81 | 72 |
| Jan. 19 | Tennessee | (H) | 69 | *78 |
| Jan. 26 | Xavier | (H) | 90 | 76 |
| Jan. 28 | Georgia Tech | (A) | 62 | 66 |
| Jan. 31 | Georgia | (H) | 74 | 67 |
| Feb. 2 | Florida | (H) | 84 | 71 |
| Feb. 9 | Mississippi | (A) | 75 | 69 |
| Feb. 11 | Mississippi State | (A) | 52 | 56 |
| Feb. 18 | Vanderbilt | (H) | 67 | 69 |
| Feb. 23 | Auburn | (H) | 78 | 59 |
| Feb. 25 | Alabama | (H) | 80 | 63 |
| Mar. 2 | Tennessee | (A) | 55 | 63 |

1893 1697

NOTES

NOTES

NOTES

NOTES

KENTUCKY FRESHMAN SCHEDULE — 1963-64 (Kittens)

| Date | Opponent | Site | Starting Time |
|----------------|---------------------------------------|------------|----------------|
| Nov. 30 (Sat.) | Lexington YMCA | Lexington | *5:45 p.m. EST |
| Dec. 2 (Mon.) | Xavier Freshmen | Lexington | *5:45 p.m. EST |
| Dec. 6 (Fri.) | Georgetown "B" | Georgetown | |
| Dec. 9 (Mon.) | Georgetown "B" | Lexington | *5:45 p.m. EST |
| Dec. 14 (Sat.) | Lexington IBM | Lexington | *5:45 p.m. EST |
| Dec. 28 (Sat.) | Dayton Nat. Cash Register | Louisville | *6:00 p.m. EST |
| Jan. 6 (Mon.) | Vanderbilt Freshmen | Nashville | *6:00 p.m. CST |
| Jan. 10 (Fri.) | Lexington IBM | Lexington | *5:45 p.m. EST |
| Jan. 11 (Sat.) | Lexington YMCA | Lexington | *5:45 p.m. EST |
| Jan. 18 (Sat.) | Tennessee Freshmen | Lexington | *5:45 p.m. EST |
| Jan. 25 (Sat.) | Cincinnati Freshmen | Lexington | 7:30 p.m. EST |
| | ("Dollars For Scholars" Benefit Game) | | |
| Feb. 8 (Sat.) | Cowden's (Stanford) | Lexington | *5:45 p.m. EST |
| Feb. 10 (Mon.) | Lexington YMCA | Lexington | *5:45 p.m. EST |
| Feb. 17 (Mon.) | Vanderbilt Freshmen | Lexington | *5:45 p.m. EST |
| Feb. 29 (Sat.) | Tennessee Freshmen | Knoxville | *6:00 p.m. EST |
| Mar. 2 (Mon.) | Lexington YMCA | Lexington | *5:45 p.m. EST |

* Preliminary to varsity game.

(NOTE: Jan. 25th game with Cincinnati Freshmen will be a feature attraction promoted by the K-Men's Association with net proceeds going to finance an academic scholarship for a deserving boy or girl.)

COACH—Harry Lancaster

1962-63 KITTENS' SEASON RECORD

| UK Score | Opponent—Site | Opp. Score | Crowd Est. |
|------------|--------------------------------------|------------|------------|
| 106 | Winchester Eagles (H) | 82 | 6,000 |
| 72 | Cincinnati Freshmen (A) | 75 | |
| 90 | S. E. Christian (A) | 62 | |
| 97 | Georgetown "B" (H) | 48 | 4,000 |
| 118 | Walker Jr. College (H) | 58 | 6,000 |
| 85 | Winchester Eagles (H) | 75 | 5,000 |
| 78 | Lexington YMCA (H) | 64 | 5,000 |
| 96 | Bellarmino Freshmen (N1) | 54 | 7,500 |
| 73 | Lexington YMCA (H) | 55 | 6,000 |
| 67 | Vanderbilt Freshmen (A) | 61 | |
| 79 | Georgetown "B" (A) | 55 | |
| 63 | Winchester Eagles (A) | 69 | |
| 77 | Tennessee Freshmen (H) | 63 | 6,500 |
| 97 | Xavier Freshmen (H) | 71 | 6,000 |
| 87 | Lexington YMCA (H) | 61 | 3,200 |
| 113 | Bellarmino Freshmen (H) | 40 | 5,300 |
| 43 | Tennessee Freshmen (A) | 60 | |
| <hr/> 1437 | | <hr/> 1053 | |

COACH—Harry Lancaster

(N1) Freedom Hall—Louisville.

Estimated Home Attendance: 10 Games—53,000.

(NOTE: Three of last four scheduled games cancelled due to academic ineligibility of several players.)

UNIVERSITY OF KENTUCKY
ATHLETICS ASSOCIATION
LEXINGTON, KY.