

UNIVERSITY OF KENTUCKY
BASKETBALL
FACTS

1972-1973



KENTUCKY VARSITY BASKETBALL SCHEDULE — 1972-73

Date	Opponent	Site
1972		
Dec. 2	Michigan State (1-0)	Away 75-66
Dec. 4	IOWA (1-1)	Home 66-79
Dec. 9	Indiana (1-2)	Away 58-64
Dec. 11	North Carolina (1-3)	Louisville 70-78
Dec. 15	UKIT (COLORADO STATE U., NEBRASKA, OREGON)	Home 85-60
Dec. 16	UKIT (COLORADO STATE U., NEBRASKA, OREGON)	Home 95-68
Dec. 23	KANSAS (4-3)	Home 77-71
Dec. 30	Notre Dame (5-3)	Louisville 65-63
1973		
Jan. 6	Mississippi (5-4) (0-1)	Away 58-61
Jan. 8	Mississippi State (6-4) (1-1)	Away 90-81
Jan. 13	FLORIDA (7-4) (1-1)	Home 85-65
Jan. 15	GEORGIA (8-4) (2-1)	Home 89-68
Jan. 20	Tennessee (TV) (8-5) (3-2)	Away 64-65
Jan. 22	Vanderbilt (8-6) (3-3)	Away 75-76
Jan. 27	Louisiana State (9-6) (4-3)	Away 86-71
Jan. 29	Alabama (10-6) (5-3)	Away 95-93
Feb. 3	VANDERBILT (10-7) (5-4)	Home 76-83
Feb. 5	AUBURN (11-7) (6-4)	Home 88-81
Feb. 10	MISSISSIPPI (12-7) (7-4)	Home 88-70
Feb. 12	MISSISSIPPI STATE (13-7) (8-4)	Home 100-87*
Feb. 17	Florida (TV) (14-7) (9-4)	Away 84-83
Feb. 19	Georgia (15-7) (10-4)	Away 99-86
Feb. 24	LOUISIANA STATE (TV) (16-7) (11-4)	Home 94-78
Feb. 26	ALABAMA (17-7) (12-4)	Home 111-95
Mar. 3	Auburn (18-7) (13-4)	Away 91-79
Mar. 8	TENNESSEE (19-7) (14-4)*	Home 86-81
15	Austin Peay (20-7)	106-100*
17	Indiana (20-8)	65-72

LSU 78
Tenn 74

KENTUCKY'S HOME ATTENDANCE

Year	No. Games	Attendance	Average
1971-72	13	150,297	11,561
1970-71	13	152,471	11,728
1969-70	15	181,295	12,086
1968-69	13	165,500	11,821
1967-68	16	178,000	11,333
1966-67	13	136,588	10,502
1965-66	13	149,571*	11,505
1964-65	14	151,000	10,786
1963-64	14	165,650	11,117
1962-63	15	153,132	10,208
1961-62	16	165,495	10,343
1960-61	14	129,978	9,284
1959-60	13	138,995	10,692
1958-59	15	177,824	11,855
1957-58	13	124,461	9,574
1956-57	14	129,733	9,266
1955-56	13	126,104	9,700

* Season high in the nation.

Mike Clark

University of Kentucky Basketball Facts — 1972-73

INDEX

All-Americans, All-NCAA	33-34	Press-Radio-TV	
All-Conference	32	Kentucky Outlets	3
Athletic Director Lancaster	7-8	Working Information	2
Athletics Association		Rupp, Adolph F.	80-81
Board of Directors	8	Southeastern Conference	
Staff Members	4	Champions By Years	18
Attendance Records	Inside Front	Composite Schedule, 1972-73	102-103
Award Winners (Annual)	30-32	Composite Standing, Kentucky In SEC, Final SEC Standings—1971-72 ..	19
Basketball Staff		Television Series	18
Coach Hall	11-13	Sports Information—Rice, Perry ..	17
Assts. Parsons, Grant	14-15	Tournament Trail	27-29
Grad Assts. Hatfield, Trivette, Trainer McCombs, Rollins	16	UKIT	23-27
Coaches Through Years	21	University of Kentucky	
Coliseum	38-39	General Information	4
Fabulous Five	79	President Singletary	6
Freshman Basketball (J.V.)		Varsity Basketball	
'72 Kittens Nation's No. 1	56	Background Briefs	40-44
Record (All-Time)	58	Game By Game Rebounding	52
Results, 1971-72	55	Game By Game Scoring	51
Roster	49	Outlook—1972-73	9
Schedule	55	Quick Facts	5
Signees—Sketches	54	Records—Team, Individual, Misc., Memorial Coliseum 73-79 (Set in 1971-72)	101
Statistics—1971-72	57	Retired Jerseys	45
Helm's Selections	81	Roster	48
Home Floor Losses	20	Schedule	Inside Front
Lettermen Through Years	82-83	Scorers—Top All Time, Regular Season	22
Modern Record (1946 to Date) ..	35-37	Scores—Game By Game	87-101
NCAA Titlists	21	Season Record—1971-72	47
Nickname, Origin of	47	Statistics—1971-72	50
Opponents Information		Team Picture	46
Highs and Lows	78-79	Time Played—High Game	53
Record vs. 1972-73		Travel Plans	Inside Back
Opponents	70-72	Wildcats At A Glance	10
Record vs. All Opponents	84-86		
Scouting Reports	59-69		

Compiled By Jack Perry, Asst. Sports Information Director
RUSSELL RICE, Director of Sports Information

TO THE PRESS AND RADIO-TV

Here is your copy of the 1972-73 facts booklet on Kentucky basketball which we sincerely hope will aid you in covering and answering questions on the Wildcats this season. If you desire additional information, special stories, pictures or have questions not answered herein, please feel free to contact the Sports Information Office in Memorial Coliseum (Telephone A.C. 606—257-3838, 257-3839).

RUSSELL RICE
Director of Sports Information

JACK PERRY
Asst. Director of Sports Information

MISS ANNA B. NEAL
Secretary

Athletic Office Phones:

Harry C. Lancaster — (606) 258-2881

Coach Joe B. Hall — (606) 257-1916 or 257-1917

Asst. Coaches Dick Parsons and Boyd Grant — (606) 257-3640

Information

WORKING TICKETS—Address requests to Sports Information Office as far in advance as possible. Tickets will not be mailed unless requested and will be held at the Information Window at the main entrance of Memorial Coliseum for pickup on game night.

PRESS DOOR—Entrance to the area set aside for press and radio should be via the Press Door located to the extreme left of the Coliseum entrance foyer.

FRESS ROOM—Located under west stands. Entrance near press door.

COMPS—No individual game allotment.

TELECOPIERS—Due to the increasing use of Xerox Telecopiers and other copying devices, the Sports Information Office does not feel it should try to provide side-court telephone service for such devices. Persons planning to use such devices at the press table should make their own arrangements with General Telephone. Telephones in the Sports Information Office and in the Coliseum hallway will be available for Telecopier use.

WESTERN UNION—Wire facilities are available at court side. Please advise if you will be filing from the Coliseum and also notify manager of Western Union in Lexington.

RADIO BROADCASTS—Broadcasting rights to UK games are assigned exclusively to the G. H. Johnston Agency, 59 East 54th Street, New York, N. Y. 10022 (Telephone 421-8055). One free reciprocal outlet is guaranteed opponent schools visiting Lexington. Any additional stations must clear through the Johnston Agency and the UK Director of Broadcasting, Mr. Pete Manchikes (257-2655). Working passes will be supplied approved stations by Sports Information Office.

SERVICES—Working press and radio will be furnished game programs, brochures, running play-by-play, halftime quickie box and final statistics in the form of a complete, seven-column dittoed box score.

KENTUCKY PRESS-RADIO-TELEVISION OUTLETS

Lexington:

Lexington Herald-Leader
Tom Easterling
John McGill
~~D. G. Fitzmaurice~~
227 West Short Street
Lexington, Ky. 40507

WVLK Radio
~~Ralph Hacker~~
P.O. Box 1559
Lexington, Ky. 40501

WLAP Sports
177 North Upper Street
Lexington, Ky. 40507

WBLG Radio Sports
130 Barr Street
Lexington, Ky. 40507

WLEX-TV
Tom Hammond, Director
P.O. Box 1457
Lexington, Ky. 40501

WKYT-TV
Sports Director
P.O. Box 655
Lexington, Ky. 40501

WBLG-TV
Carl (Hoot) Combs, Director
P.O. Box 1748
Lexington, Ky. 40501

~~Bob Cooper~~
Associated Press
227 West Short Street
Lexington, Ky. 40507

UPI Sports
Herb Sparrow
157 Market Street
Lexington, Ky. 40507

Kentucky Kernel Sports
University of Kentucky
Lexington, Ky. 40506

Louisville:

Louisville Courier-Journal
Earl Cox
Dean Eagle
✓ Dick Beardsley
Mike Sullivan
525 West Broadway
Louisville, Ky. 40202

Louisville Times Sports
Dick Fenlon
Jim Terhune
✓ Tev Laudeman
Marvin Gay
525 West Broadway
Louisville, Ky. 40202

WHAS & WHAS-TV
~~Cawood Ledford~~
Jim Mueller
P.O. Box 1084
Louisville, Ky. 40201

Associated Press
525 West Broadway
Louisville, Ky. 40201

~~Bob Weston~~ Dick Kimmons
UPI Sports
P.O. Box 537
Louisville, Ky. 40201

WAVE & WAVE-TV Sports
Ed Kallay, Director
Joe Knight
725 South Floyd Street
Louisville, Ky. 40203

WLKY-TV Sports
Howard Hoffman
P.O. Box 6218
Louisville, Ky. 40216

WINN Radio Sports
Third and Broadway
Louisville, Ky. 40202

WAKY Radio Sports
558 South Fifth Street
Louisville, Ky. 40204

State:

Ashland Independent
Jack Thompson
Sports Department
226 17th Street
Ashland, Ky. 41101

Park City News
Sports Department
813 College Street
Bowling Green, Ky. 42101

Tribune-Times Sports
Ky. and Monroe Streets
Corbin, Ky. 40701

Post & Times-Star Sports
Bill Waltz
421 Madison Avenue
Covington, Ky. 41011

Advocate-Messenger
Sports Department
Danville, Ky. 40422

State-Journal Sports
Paul Weddle
321 West Main Street
Frankfort, Ky. 40601

The Times Sports
301 South Green Street
Glasgow, Ky. 42141

Gleaner-Journal Sports
Steve Austin
216 North Elm
Henderson, Ky. 42420

The Enterprise Sports
Central Street
Harlan, Ky. 40831

Kentucky New Era Sports
Chip Hutcheson
123 West 7th Street
Hopkinsville, Ky. 42240

The Messenger
Sports Department
221 South Main Street
Madisonville, Ky. 42431

Messenger Sports
206 West Broadway
Mayfield, Ky. 42066

Ledger-Independent
Sports Department
43 West Second
Maysville, Ky. 41056

News Sports
Chester Avenue
Middlesboro, Ky. 40965

Messenger and Inquirer
Sports Department
1401 Frederica Street
Owensboro, Ky. 42301

Sun-Democrat Sports
Jerry Atkins
408 Kentucky Avenue
Paducah, Ky. 42001

Paris Daily Enterprise
Leo Brauer
23 East 4th Street
Paris, Ky. 40361

Register Sports
South Second Street
Richmond, Ky. 40475

Commonwealth-Journal
102 North Maple Street
Somerset, Ky. 42501

The Winchester Sun
Neal Bryant
Sports Department
Wall and Cleveland Streets
Winchester, Ky. 40391

UNIVERSITY OF KENTUCKY

General Information

LOCATION—Lexington, Ky., a community of 180,000 in the heart of Kentucky's famed Blue Grass region. Renowned as the world capital of the thoroughbred horse industry and known also as the world's largest loose-leaf tobacco market.

FOUNDED—1865

ENROLLMENT—(On campus—20,000)

PRESIDENT—Dr. Otis A. Singletary

(At 13 Community Colleges—11,251)

VICE-PRESIDENT FOR ADMINISTRATION—Dr. Alvin A. Morris

VICE-PRESIDENT, BUSINESS AFFAIRS—Lawrence E. Forgy, Jr.

VICE-PRESIDENT, UNIVERSITY RELATIONS—Dr. Glenwood Creech

VICE-PRESIDENT, MEDICAL CENTER—Dr. Peter Bosomworth

VICE-PRESIDENT, STUDENT AFFAIRS—Dr. Robert G. Zumwinkle

VICE-PRESIDENT FOR ACADEMIC AFFAIRS—Dr. Lewis Cochran

VICE-PRESIDENT, COMMUNITY COLLEGES—Dr. Maurice Stanley Wall

FACULTY CHAIRMAN OF ATHLETICS—Dr. William Matthews
(UK's faculty representative to Southeastern Conference)

DIRECTOR OF INFORMATION SERVICES—Tom Duncan

CONFERENCE—Southeastern (member since founding in 1933)

BAND—Varsity (Director—Wm. Harry Clarke) FIGHT SONG—"On, On, U. of K."

STADIUM—McLean Stadium on Stoll Field (capacity 37,500)

GYMNASIUM—Memorial Coliseum (capacity 11,500)

Athletics Staff

DIRECTOR OF ATHLETICS—Harry C. Lancaster (Georgetown '33)

Assistant to Director—Mrs. Louise Gilchrist

ASSISTANT DIRECTOR OF ATHLETICS—Clifford O. Hagan

HEAD BASKETBALL COACH—Joe B. Hall (Kentucky '55)

ADMINISTRATIVE SECRETARY—Mrs. Jane Rollins

ASSISTANT COACHES—Dick Parsons and Boyd Grant

HEAD COACHES OTHER SPORTS—**Football:** John Ray, **Baseball:** Tuffy Horne, **Track and Cross Country:** Press Whelan, **Tennis:** Graddy Johnson, **Golf:** Dan McQueen, **Swimming and Water Polo:** Selden Fritschner, **Rifle:** Maj. Durwood R. Bagby.

TICKET SALES MANAGER—Al Morgan

ACCOUNTANT—Jan Smits

ACADEMIC ADVISOR—Ron Allen

CO-ORDINATOR OF FACILITIES—Clarence Underwood

BASKETBALL TRAINER—Walt McCombs

BASKETBALL EQUIPMENT MANAGER—Kenneth Trivette

SPORTS INFORMATION DIRECTOR—Russell Rice (Kentucky '51)

ASSISTANT SPORTS INFORMATION DIRECTOR—Jack Perry

QUICK FACTS ON KENTUCKY BASKETBALL

NCAA CHAMPIONS—Four Times (1948, '49, '51, '58) in 20 Appearances.
30 Victories.

NIT CHAMPIONS—1946. SUGAR BOWL CHAMPIONS—Five Times.

UK INVITATIONAL CHAMPIONS—Thirteen Times in 19 Tournaments.

SEC CHAMPIONS—Record 27 Times Since 1933. (Last in 1972.)

WORLD CHAMPIONS—1948 Olympic Games.

INTERNATIONAL UNIVERSITIES TOURNAMENT CHAMPIONS—1966.

NATIONAL CHAMPIONS BY POLLS—Six Times Since 1949.

ALL-TIME RECORD—Won 1,084, Lost 336, Tied 1 in 69 Seasons.

KENTUCKY ALL-AMERICANS—25 Players Honored 37 Times.

ALL-SOUTHEASTERN—52 Players Honored 91 Times.

PROFESSIONALS—31 Players Entered Ranks.

MEMORIAL COLISEUM (11,500) — Home Floor Since 1950 (Won 264,
Lost 32).

RECORD HIGH POINTS—143 vs. Georgia (Neutral Site) '56—At Home 121
vs. Mississippi '71.

INDIVIDUAL HIGH—53 By Dan Issel in 1970 vs. Mississippi at Oxford.

BIGGEST VICTORY MARGIN—77 vs. Georgia in 1956—At Home, 53 vs.
Georgia Tech '56, Georgia '59.

WILDCATS CARVE INCREDIBLE POST-SEASON TOURNAMENT RECORD

Since Kentucky made its first appearance in a major post season basketball tournament in 1942, no graduating class has ever missed the opportunity to play in either the NCAA or National Invitational Tournaments.

In fact, the Wildcats have an incredible record which has seen them miss only seven times (1943, '53, '54, '60, '63, '65 and '67) in the past 30 years. Two of those misses were in 1953, when they sat out a season, and '54, when the undefeated National Champions won an automatic NCAA berth but declined the bid.

The University has had only two undefeated seasons in its illustrious basketball history. The first was 9-0 in 1911-12, the other 25-0 in 1953-54.



DR. OTIS A. SINGLETARY
President, University of Kentucky

THE UNIVERSITY OF KENTUCKY . . . The State Is Our Campus

Located in Lexington, an urban community of 180,000 population in the heart of Kentucky's famed Blue Grass region, University of Kentucky is a state-supported, land-grant institution which celebrated its centennial year in 1965.

The present school, which this fall enrolled 31,251 students and now offers instruction in 10 academic colleges plus a Graduate School and a Community College system of 13 centers, had its beginnings in 1865 when it was established as a part of old Kentucky University. This action by the State Legislature united sectarian and public education under one organization for the first time. Federal funds authorized under the Morrill Act were used to develop agriculture and mechanical arts within KU and, in 1878, A&M College was separated from KU to become a separate state institution on the general site of what is now the 706 acre main campus. Name changes in 1908 and 1916 resulted in the title by which the school is now known.

It is fully accredited in its respective colleges and departments by all of the major professional societies and educational organizations.

President of the University is Dr. Otis A. Singletary, who came to Lexington in 1969 from the University of Texas, Austin, where he was executive vice chancellor for academic affairs.

Dr. Singletary, who is eighth president of the University, served a total of eight years at Texas, progressing during seven (1954-61) of those years from instructor to professor, associate dean of Arts and Sciences and assistant to the president. Then for five years (1961-66), he was chancellor of the University of North Carolina, although he was on leave from October 1964 to January 1966 to serve as director of the Job Corps, Office of Economic Opportunity.



HARRY C. LANCASTER
Director of Athletics

Athletic Director Harry Lancaster has been closely associated with the Wildcat basketball program approximately three-fourths of his life.

He earned his master's degree at the University while serving as part-time assistant in basketball and a full-time instructor in physical education from Sept. 1942 until March 1944, when he entered the U.S. Navy as a Seaman 2/c.

He advanced to lieutenant (SG) and returned to the University in March 1946 in time to assist Adolph Rupp in winning NCAA basketball championships in 1948-49-51 and '58, along with numerous other titles and honors.

From 1946 until 1970, Lancaster was known primarily as the No. 1 assistant to Rupp. His freshman teams compiled 204 victories against only 57 defeats. He served 16 years as head baseball coach and gave the school its winningest seasons by compiling identical 18-8 marks in 1959-60.

After becoming acting athletic director in September 1968, he continued for a while as chief assistant; however, he handed the freshman reins over to Joe Hall near the end of the season and then left the coaching ranks completely after being named permanent athletic director.

One of the first challenges facing Lancaster during his "acting" tenure was to obtain John Ray as football coach to replace Charlie Bradshaw, who resigned unexpectedly.

Lancaster has applied his energies in other areas, hiring coaches Selden Fritschner, swimming; "Tuffy" Horne, baseball; Dan McQueen, golf, and Graddy Johnson, tennis, thus placing the accent on a youthful staff.

Capital improvements under Lancaster include a new roof for the Coliseum, new surface on the all-weather running track, plus a press box and additional seating at track events, and new football and baseball scoreboards.

The latest achievement is a new football stadium to be completed in 1973.

A native of Paris, Ky., at Paris High, he lettered in football, basketball and base-

ball under Coach Blanton Collier. At Georgetown College, he lettered in football, basketball and baseball for three years and twice captained the football and basketball teams. He was Student Body president and president of Kappa Alpha Social Fraternity his senior year.

He served as assistant football and basketball coach at Georgetown College (1932-33) and Paris High School (1933-34), head basketball coach at Bagdad High School (1934-36) and principal and coach at Gleneyrie High School (1936-42).

Traveled To Greece In 1951

In his own right, Lancaster has traveled extensively and received a signal honor when he was invited to prepare the Greek National Basketball Team for the 1968 Olympics. A return six-week tour in Athens was cancelled when Lancaster was asked to stay home and serve as acting athletics chief of staff.

Lancaster had traveled to Greece in the summer of 1951 on a special athletic assignment for the U.S. State Department. The mission called for him to act as an advisor to Greek Basketball Federation officials in Olympic procedures and other matters. He also conducted numerous clinics and coaching schools and gave public lectures on the cage sport. During the summer of 1962, he helped Coach Rupp conduct clinics for Army personnel in the Far East Theater and worked with Rupp on the team's Middle East Tour in 1966 and a clinic in Germany in the summer of 1967.

ATHLETICS AT KENTUCKY

Kentucky's athletic program, a well-balanced and ambitious activity featuring intercollegiate competition in ten different sports, is organized under the Department of Athletics and a corporation known as the University of Kentucky Athletics Association.

The program is conducted without overemphasis or sacrifice of educational objectives and in strict compliance with the rules of the University, the Southeastern Conference and the National Collegiate Athletics Association.

A board of directors, headed by the President of the University in the capacity of chairman, maintains over-all policy supervision of the athletic program.

In addition to the UK President, board officers include the Vice-President for Student Affairs as vice-chairman and Dr. W. L. Matthews in the capacity of secretary. Fourteen other men, drawn from the University faculty and the general public, also serve on the board as appointees of the president as do two student representatives.

Supervising the steady growth and balanced development of the athletic program is Athletic Director Harry C. Lancaster.

The Association's Board of Directors is composed of the following:

Faculty Members

Dr. Daniel R. Reedy, '73
Dr. Thomas Brower, '73
Dr. N. J. Pisacano, '74
Dr. Stephen Diachun, '74
Dr. W. C. Royster, '74
Charles Roland, '75
Warren Walton, '75

Trustee Members

George Griffin, '75
James H. Pence, '75

Members-at-Large

Albert B. Chandler, '73
Robert H. Hillenmeyer, '74

Alumni Members

Floyd H. Wright, '73
Dr. Ralph Angelucci, '75

Ex Officio Members

Dr. Otis A. Singletary,
Chairman
Dr. G. L. Creech

L. E. Forgy, Jr.
Dr. R. G. Zumwinkle
Dr. W. L. Matthews, Jr.
Claude Hammond

Student Members

Scott Wendelsdorf
David LeMaster

KENTUCKY BASKETBALL OUTLOOK, 1972-73

Three starters—All-SEC and All-NCAA Mideast Regional center Jim Andrews, 6-foot-11, unanimous SEC All-Sophomore guard Ronnie Lyons, 5-10, and senior forward Larry Stamper, 6-6—return to give first year coach Joe B. Hall a solid nucleus to build around.

Lost by graduation from last year's Southeastern Conference co-champions are starters Tom Parker (18.0), a two-time All-SEC performer who scored 1,238 career points, and guard Stan Key (12.5), reserve guards Bob McCowan and Kent Hollenbeck, and forward Dan Perry, who was forced to bypass his final year because of health problems.

The competition for starting berths is expected to be fierce among returning junior lettermen Rick Drewitz, a 6-7 forward-center, Ray Edelman, a 6-2 guard, and the seven-man sophomore group which was selected by **Basketball News** last season as the nation's No. 1 freshman team.

Hall feels at this point no one is assured of a starting berth, but if he had to select one man, Andrews would get the nod.

"Jim has the quickness, jumping ability and shooting touch to become the best center in the country," Hall said. "With increased motivation and sustained effort, he could lead Kentucky to a great season."

Hall not only must keep Andrews motivated, but healthy and out of foul trouble since lack of size and experience in a backup center could contribute to a severe stumbling block for the Cats, who have only Drewitz and 6-8 sophomore Bob Guyette listed at center-forward.

Lyons heads a guard corps which will perhaps be the strong point of the Wildcat attack. The classy "little man," who was named the SEC's "Best Ball-Handler," is geared for another fine season after scoring 13.2 points a game his sophomore year.

Edelman, who was used sparingly last year, returned 20 pounds lighter and figures to battle for the other guard post with sophomores Mike Flynn, 6-3, who emerged as a top defensive man as well as a hot shooter, and Jerry Hale, a 6-1 playmaker with a flair for hitting the open man.

Hall can always fall back on Jimmy Dan Conner, 6-4, last season's second leading frosh scorer (19.0) at guard, who expects to fight it out with Stamper for the forward position opposite sophomore Kevin Grevey, 6-5, leading frosh scorer (22.2), who seems to be the top contender for Parker's vacated forward post.

Not to be counted out are sophomore forwards G. J. Smith, 6-7, an excellent outside shooter who hit over 50 per cent from the field and led the frosh in rebounding, and Steve Lochmueller, 6-7, a rugged competitor who could be a factor if he recovers from a recurrent foot injury.

The Wildcats will depend on speed, quickness and good shooting to offset a lack of height. However, Hall's chief worry is the need of a proven big man to back up Andrews. An inexperienced bench will be taken care of in time by Hall's penchant for playing a lot of people.

While Hall has no immediate plans to play freshmen, one of his worries could be solved if Roger Wood, a 6-11 center, of Buffalo Grove, Ill., develops rapidly.

Other freshmen include Reggie Warford, 6-1, of Drakesboro, Ky., David Miller, 6-6, of Carrollton, Ky., Jeff Ray, 6-5, of Lexington, Ky., and Marc Moseley, 6-5, of Atlanta, Ga.

The Wildcats will employ their usual fast break and single post offense, but Hall will take advantage of good talent at guard to run the one-four quite a bit. Defensively the Cats will utilize the zone press more than they have in the past. Set defenses include the man-to-man, one-three-one, and other variations of the zone.

1972-73 WILDCATS AT A GLANCE

LETTERMEN LOST FROM 1971-72 TEAM (5)

- Kent Hollenbeck (6-4)**—Had career cut short with broken foot (four times final year). Played in only five games before final injury against Alabama after scoring 10 points in a three-point victory. Scored 436 career points. Signed by Virginia Squires.
- Stan Key (6-3)**—Team's steadiest all-round performer. Started all games, averaging 12.5 points and hitting 50.2 per cent of his shots. Led team with 89 assists. Scored 512 career points.
- Bob McCowan (6-2)**—No. 1 reserve, started three games when Lyons was injured. Scored season high 15 points in UKIT against Missouri. MVP of 1969 UKIT. Played 390 minutes in 26 games. Scored 296 career points.
- Tom Parker (6-7)**—Two-time All-SEC, capped final season with Associated Press SEC Player-of-the-Year Award. Wore jersey number 12 and became 12th top scorer at UK with 1,238 career points. Recorded top playing time despite missing one game. Won MVP award against Notre Dame with 30 points. Career high 32 against Mississippi State in 1971.
- Dan Perry (6-8 F)**—Started one game after scoring four crucial points on the road at Kansas State. Played 53 minutes in 10 games, scoring eight points.

RETURNING LETTERMEN (5)

- Jim Andrews (6-11 C)**—Team's top scorer with 602 points, placed second in the SEC. Set school shooting record 57.7 per cent from the field. Leading rebounder with 11.3 per game. First team All-SEC and All-NCAA Mid-East.
- Rick Drewitz (6-7 F-C)**—Provided relief at forward and center, accumulating 233 minutes in 24 games. Averaged three points and two rebounds per game, and hit 55.2 per cent from the field.
- Ray Edelman (6-2 G)**—Saw reserve guard duty in 13 games. Gained valuable experience which could pay off this season. Scored 11 points for the season.
- Ronnie Lyons (5-10 G)**—Fourth leading scorer with 344 points, a 13.2 average. Selected as Best Ball Handler in the SEC. Led team in free throw accuracy, 87.5, good for third in the SEC.
- Larry Stamper (6-6 F)**—Started all games, averaging 10.3 points and 10.2 rebounds. Made fewest turnovers (51) of the regulars. High game of 20 points against Florida, and 18 rebounds against Mississippi.

UP FROM FRESHMAN TEAM (7)

- Jimmy Dan Conner (6-4 G-F)**—Second leading scorer (19.0) and fifth in rebounding (6.5). Runaway leader in assists (83).
- Mike Flynn (6-3 G)**—Third in scoring (15.4) and fourth in rebounding (6.5).
- Kevin Grevey (6-5 F)**—Leading scorer (22.2) and third in rebounding (9.1).
- Bob Guyette (6-8 C-F)**—Fifth in scoring (14.1) and second in rebounding (10.0).
- Jerry Hale (6-1 G)**—Averaged 6.7 points and assumed playmaker role with 48 assists in first guard sub role.
- Steve Lochmueller (6-7 F-C)**—Handicapped by broken foot but responded well after mid-season. Averaged 6.7 points and 6.1 rebounds. Hit 51.7 per cent from field.
- G. J. Smith (6-7 F)**—Leading rebounder (10.3) and fourth in scoring (14.6).



JOE B. HALL
Head Coach

The appointment of Joe B. Hall to succeed Adolph F. Rupp as basketball coach at the University of Kentucky marked the realization of a dream nurtured many years ago on the dirt and driveway courts of Cynthiana, Ky.

Hall, who has the tremendous task of replacing the famed "Man in the Brown Suit," never set out to be basketball coach, per se, at Kentucky; but he said such a goal is in the background of every coach's mind.

That is especially true if the coach is a native Kentuckian who cut his teeth on basketball and dedicated his life to the game.

But Hall's personal approach to the game and especially to the young men who play for him make him a good bet to succeed.

His belief in the necessity of close family ties spills over to almost daily contact with team members, whether it be an impromptu rap session in the dorm, or teaching a novice the pleasantries of stream fishing throughout Central Kentucky, an activity in which he definitely classifies as "expert."

During his entire career, Hall said he has always concentrated on the task at hand, rather than looking ahead to other goals.

That attitude carried him through a fine high school and collegiate career, both as player and coach.

At Cynthiana, he lettered three years in basketball and football and was captain of both sports his senior year. He played freshman basketball and one year of varsity basketball in the "Fabulous Five" days at U.K. before transferring to the University of the South, Sewanee, Tenn.

At Sewanee, Hall set a school single game scoring record the second game he played. Coach Lon Varnell, upon retirement, rated Hall as No. 1 of the three best players he ever coached.

In 1951, he toured Europe with the Harlem Globetrotters.

Hall received his B.A. at the University of Kentucky in 1955 and his M.A. at Colorado State in 1964.

He entered the coaching profession in 1956 at Shepardsville High School, where he achieved Coach of the Year honors in the Mid-Kentucky Conference in 1958. Moving into the collegiate field, he served one season as freshman coach and then five years as head coach at Regis College in Denver, Colo. He also was Athletic Director his final three years.

In addition to his duties at Regis, Hall coached the Capital Federal Denver host team in the 1964 AAU Tournament and was honored by selection as head coach of the AAU Stripes in the Olympic Trials at Jamaica, N. Y.

From Regis, Hall moved to Central Missouri, in 1964-65, where he guided the Mules to a 19-6 season for their first MIAA Conference championship since 1951, and to their first conference Christmas Tournament title in history. He was named MIAA Coach of the Year for 1964-65.

From Central Missouri, Hall returned to UK in June 1965 as assistant coach, scout, and head recruiter. In his first season on the staff, he was instrumental in adopting a running-conditioning program, which obviously paid huge dividends as the Wildcats capitalized on blazing speed and endurance to offset a lack of size.

Hall followed that most successful season with perhaps one of the finest recruiting jobs ever when he landed six prep All-Americans, including Dan Issel, Kentucky's all-time scoring leader.

The summer of 1968 found Hall traveling to Alaska, at the request of the United States Army, where he helped conduct basketball clinics in Anchorage and Fairbanks.

When Harry C. Lancaster was named permanent athletic director Feb. 1, 1969, Hall became No. 1 varsity assistant and head freshman coach. His coaching record with the freshmen was 60-15, including an undefeated, 22-0, season just ended, which saw the Kittens crowned National Freshman Champions by Basketball News.

In June, 1972, Hall, for the second time in eight years, was selected by Olympic coach Hank Iba as one of eight coaches for the Olympic Basketball Trials Camp in Colorado.

After being named as successor to Rupp, winningest collegiate basketball coach of all time, Hall said he couldn't ask to be in a better place.

"I realize I still have a day-to-day job to do," he said. "I have not reached the end of any goal; I have started in the job I hope to do."

He is married to the former Katharine Dennis of Harrison County. They have two daughters, Judy, 17, and Kathy, 15, and a son, Steve, 12.



HALL AS A WILDCAT—New Wildcat Coach Joe B. Hall, third from left, poses with Coach Adolph Rupp, and four other sophomores on the 1949 Kentucky basketball team. From left, Garland "Spec" Townes, Walt Hirsch, Bob Henne, and Roger Day.

DICK PARSONS, Assistant Coach

Dick Parsons needs no introduction to followers of UK athletics. He has been in service to the University first as an outstanding athlete, and secondly as an excellent coach.

In accepting the position of junior varsity coach and No. 1 varsity assistant, he was forced to give up his job as UK's head baseball coach. His association with baseball had been a source of great pleasure and accomplishment both in playing and coaching ranks.

Upon becoming baseball coach in 1969, Parsons worked dilligently to upgrade the program with youthful athletes big on desire. He molded a team his second year which established or tied 15 school records. He recruited to his needs, and feels the program now is on solid ground.

Parsons came to UK from the mountains of Eastern Kentucky. At Harlan High, he was a four-sports star, and scored 1,277 points during a three-year basketball career.

At Kentucky, he became known for his quickness and alert defensive play as well as a fine outside shooter. A three-year starter at guard, his career high point production of 21 came against Mississippi his sophomore year.

He was recipient of the coveted A. B. Chandler award, given annually to the player best exemplifying the qualities of leadership, scholarship, character and ability, in 1960 and 1961.

He holds the distinction of serving as captain in two varsity sports—basketball and baseball.

He holds more school baseball records than any other player. He was an All-SEC shortstop in 1959 and 1961; All-NCAA District, 1960, '61, and All-American 1961. He hit .400 his senior year.

After graduation, he was an assistant in football at Glasgow High School two years and baseball and basketball coach at Boyle County High School from 1963 to 1968.

While working on his Master's Degree at the University in 1968-69, he scouted, recruited and helped with the Wildcat freshman team. He later accepted a part-time assistantship in basketball in addition to his baseball job.

He is known as one of the finest scouts in the country, with a particular knack for spotting opponents' weaknesses and setting up an attack to exploit the deficiencies.

He is married to the former Celia Cawood of Harlan. They have one daughter, Kathy, 6, and a son, Ed, 9.

BOYD GRANT, Assistant Coach

An assistant coach at Colorado State University for 10 years, Grant became the final member of Coach Hall's staff, July 1, 1972.

Born Aug. 17, 1933, in Bancroft, Idaho, Grant lettered in basketball, football, and baseball at Snow Junior College, Utah, in 1954. He was a forward on the National Junior College Tournament runner-up team.

He transferred to Colorado State University in 1954, completing three years varsity competition in which he earned letters in basketball and baseball. He was All-Skyline Conference in basketball in 1956 and 1957, and served as team captain his senior year.

He earned his B.S. in Physical Education from CSU in 1957, and M.S. in Education in 1962.

After a two-year hitch in the Army Signal Corps, he became head basketball, football, and track coach at Mountain View High School in Wyoming for two years. His basketball teams twice were runners-up in the Class B State Tournament.

He joined the Colorado State staff in 1961 as varsity assistant basketball coach and freshman baseball coach, remaining in that category until 1965.

Grant served as acting head basketball coach the '65-66 season, leading the Rams to a 15-7 record and a berth in the NCAA tournament.

He served as head freshman and varsity assistant coach from 1966 to '72, when his freshman teams compiled a 71-33 record.

He was active in amateur basketball until two years ago, and even now is considered one of the best shooters around. He often engages in shooting matches with team members who have shooting problems, demonstrating as well as teaching them how to improve their technique.

Grant is married to the former Glenna Groom of American Falls, Idaho. They have two daughters, Leslie, 14, and Lori, 9.



WILDCAT COACHING STAFF—From left, assistant coach Dick Parsons, head coach Joe B. Hall and assistant coach Boyd Grant.



JIM
HATFIELD



JOHN K.
TRIVETTE



WALT
McCOMBS



JANE
ROLLINS

JIM HATFIELD, Graduate Assistant—A native of Knoxville, Tenn., Hatfield came to UK from Birmingham Southern College, where he was assistant basketball coach and chief recruiter from 1970-72.

A 1961 graduate of Fulton High School in Knoxville, he played freshman basketball at Tennessee before transferring to East Tennessee State University, where he played varsity basketball three years. He graduated with a B.S. in 1965.

After a short stint in business and Marine Reserves, he accepted the head coaching job at Lyman High School, Orlando, Fla., from 1967-69.

He returned to school in 1970, earning his Master's degree with a major in School Administration and a minor in Physical Education from University of Montevallo (Ala.).

He is married to the former Lana Murdock of Orlando, Fla. They have a daughter, Angela, five-months-old.

JOHN KENNETH TRIVETTE, Graduate Assistant—Trivette comes from one of the state's famous basketball families. His father, John Bill, for years turned out great teams at Pikeville High School before going into the sporting goods business.

Kenny played basketball at Pikeville High and Pikeville College, where he earned a B.S. in Education in 1971.

He served last season as assistant basketball and football coach at Wayne County High School, Monticello, Ky.

He is working toward a Master's degree in Guidance and Counseling at UK.

He is married to the former Candy Huffman of Pikeville. They have a daughter, Ann Marie, two.

WALT McCOMBS, Trainer—A soft-spoken, personable young man, McCombs goes about his duties with a minimum of fanfare, and maximum efficiency. He begins his second year as head basketball trainer, and also assists with football. A native of Belton, S. C., the 24-year-old McCombs is a graduate of Parker High School and a 1971 graduate of The Citadel, where he served as a student trainer for four years.

JANE ROLLINS, Administrative Secretary—A valuable and trusted member of the basketball office since 1955, Mrs. Rollins served as personal secretary to Coach Rupp in addition to handling secretarial duties of the basketball staff. Upon Coach Rupp's retirement, new Coach Joe B. Hall had only one choice for his secretary, saying, "Jane would be a great asset in any office, and I would be remiss in not utilizing her experience and spirit of dedication." A native Lexingtonian, she attended Sacred Heart Academy, Atherton High School and Bryan-Stratton Business College in Louisville, and the University of Kentucky.

RUSSELL RICE, Sports Information Director—Russell Rice was named sports information director at UK in May, 1969, after serving two years as assistant to Ken Kuhn, who retired after more than two decades of service with the University. Rice came to the Wildcats from The Lexington Leader, where he was a general reporter eight years and sports editor five years. A native of Paintsville, Ky., he won letters in football, basketball and baseball at Van Lear High. After serving with the U.S. Marines in World War II, he attended Kentucky Wesleyan College and received his bachelor's at the University of Kentucky in 1951. He has served as president of the Southeastern Conference Sports Publicity Directors Association and chairman of the Basketball Hall of Fame Committee of the College Sports Information Directors Association and was recipient of the 1971 Churchman's "Sportswriter of The Year" Award. He is married to the former Miss Doris Thacker of Knott County. They have four children—Mrs. Rodney Morris of Louisville, Russell James, 21, Judy, 18, and Kim, 7.



JACK PERRY, Asst. Sports Information Director—Jack Perry came to the University in March, 1970, as assistant SID after 15 years service in the library of The Lexington Herald-Leader. A native Lexingtonian, Jack attended the University in 1949-50 before entering the U.S. Air Force, where he served during the Korean War as an airborne radio operator aboard B-29's. He joined The Herald-Leader as assistant librarian in March 1955 and was named head librarian in the spring of 1960. Jack is married to the former Miss Barbara Sanders of Lexington. They have four children—Mrs. William Case of Lexington, Patti, 19, Jack David, 14, and Todd, 12.



KENTUCKY'S COLORS

The blue and white of the University of Kentucky are known to sports fans everywhere. Officially the colors are Yale blue and white, but in the beginning, when the Lexington institution was still known as the Agricultural and Mechanical College of Kentucky, the colors were "Stoll blue" and white. One day back in the 1890's a group of Kentucky football stalwarts met to choose their school colors. Someone suggested blue and white—"blue like Dick Stoll's necktie"—and those colors were immediately adopted. "Dick" Stoll was to become Judge Richard C. Stoll, distinguished public servant and, for more than fifty years before his death, a member of the U.K. board of trustees.

The University of Kentucky's first basketball game with a foreign foe was played Jan. 8, 1924, when Coach George C. Buchheit's Wildcats entertained a group of University of Mexico students who were on a 6,750-mile tour of 16 states and Cuba. The Wildcats won, 25-14.

WILDCATS SCHEDULED FOR THREE TV APPEARANCES IN SOUTHEASTERN CONFERENCE SERIES

SEC Co-Champion Kentucky is slated for three games on the Southeastern Conference television "Game of the Week" series along with LSU and Tennessee. Three teams—Auburn, Mississippi State, and Mississippi—appear only once, while Alabama, Georgia, Florida, and Vanderbilt are scheduled twice.

The two-month series over a regional network will feature only one doubleheader, Feb. 24, with Georgia at Mississippi, and LSU at Kentucky. The series again will be produced by TV Sports, Inc., of Paterson, N. J. All games will be played Saturday afternoon.

Kentucky's appearances before the live television cameras will come against three different opponents this year with two of the games on the road. In order, the Wildcats play at Tennessee and Florida, before hosting LSU.

The Wildcats, who have won 20, while losing only eight since the series was inaugurated in 1965-66, won all four TV games in '65-66, two of four in both '66-67 and '67-68, three of five in '68-69, all four in 1969-70, three of four in 1970-71, and two of three in '71-72.

The Schedule:

Date	Teams	Tip-Off
Jan. 13	LSU at Auburn	2:10 p.m. CST
Jan. 20	Kentucky at Tennessee	3:10 p.m. EST
Jan. 27	Tennessee at Alabama	12:40 p.m. CST
Feb. 3	Florida at Georgia	3:10 p.m. EST
Feb. 10	Alabama at LSU	2:10 p.m. CST
Feb. 17	Kentucky at Florida	3:10 p.m. EST
Feb. 24	Georgia at Mississippi	12:10 p.m. CST
	LSU at Kentucky	3:10 p.m. EST
Mar. 3	Tennessee at Vanderbilt	2:10 p.m. CST
Mar. 10	Vanderbilt at Mississippi State	1:10 p.m. CST

SEC CAGE CHAMPIONS BY YEARS

1933	Kentucky	1947	Kentucky	1960	Auburn
1934	Alabama	1948	Kentucky	1961	Miss. State
1935	Ky., LSU (Tie)	1949	Kentucky	1962	Ky., Miss. St. (Tie)
1936	Tennessee	1950	Kentucky	1963	Miss. State
1937	Kentucky	1951	Kentucky	1964	Kentucky
1938	Ga. Tech	1952	Kentucky	1965	Vanderbilt
1939	Kentucky	1953	LSU	1966	Kentucky
1940	Kentucky	1954	Ky., LSU (Tie)	1967	Tennessee
1941	Tennessee	1955	Kentucky	1968	Kentucky
1942	Kentucky	1956	Alabama	1969	Kentucky
1943	Tennessee	1957	Kentucky	1970	Kentucky
1944	Kentucky	1958	Kentucky	1971	Kentucky
1945	Kentucky	1959	Miss. State	1972	Ky., Tenn. (Tie)
1946	Kentucky			1973	Kentucky

(Tournament decided champion until 1951. Title determined by regular season play starting in 1951. Kentucky did not play a schedule in 1953 due to NCAA suspension.)

SEC COMPOSITE STANDING — 1933-1972

(Conference Games, Regular Season Only)

Team	No. Titles	Won	Lost	Pct.
Kentucky	27*	397	75	.841
Tennessee	5*	307	205	.599
Vanderbilt	1	306	233	.568
Alabama	2	328	275	.544
Auburn	1	285	263	.520
Louisiana State	2*	280	276	.504
Mississippi State	4*	248	322	.435
Florida	0	212	277	.435
Georgia	0	203	331	.380
Mississippi	0	189	360	.344
Georgia Tech (withdrew after '64)	1	201	207	.492
Tulane (withdrew after '66)	0	195	252	.436
Sewanee (withdrew after '40)	0	3	76	.036

* Title shared with LSU in 1935, LSU in 1954, Mississippi State in 1962, Tennessee in 1972.

KENTUCKY IN THE SEC

Perhaps the greatest supremacy enjoyed by any team in any sport is reflected by Kentucky's basketball success in the Southeastern Conference since 1933. Against SEC teams in regular season, tournaments and playoffs, UK has annexed a record of 461 victories and lost only 78—a winning average of 85.5 percent. The 'Cats have won 27 league championships and own over 60 team and individual records from regular season and tournament play. Only Tennessee, Vanderbilt and Florida can boast of beating the Wildcats two in a row in the same season and only Mississippi State and Alabama are added to the exclusive club when the basis is widened to consecutive wins over two or more seasons. Kentucky's record against SEC teams, including non-conference games, is shown below.

	UK Won	Lost		UK Won	Lost
Alabama	54	13	Mississippi State	37	7
Auburn	31	5	Tennessee	93	36
Florida	30	8	Vanderbilt	74	22
Georgia	47	8	*Tulane	33	4
Louisiana State	35	2	*Georgia Tech	43	10
Mississippi	40	2	*Sewanee	2	0

* Former members.

FINAL SEC STANDINGS — 1971-72

	CONFERENCE			ALL GAMES				
	W	L	Pct.	W	L	Pct.	Pts.	Opp.
1. Kentucky*	14	4	.777	21	7	.750	2311	2093
1. Tennessee*	14	4	.777	19	6	.760	1786	1610
2. Alabama	13	5	.722	18	8	.692	2278	2116
3. Vanderbilt	10	8	.555	16	10	.615	2258	2200
4. Georgia	9	9	.500	14	12	.539	2130	2084
5. Mississippi	8	10	.444	12	13	.480	2001	1899
6. Mississippi State	6	12	.333	12	14	.462	1904	1947
7. Auburn	6	12	.333	9	17	.346	2032	2101
8. Louisiana State	6	12	.333	8	18	.308	2000	2135
9. Florida	4	14	.222	10	15	.400	1986	1952

* Co-Champions

HOME FLOOR LOSSES SINCE 1943

(Total of 32)

Date	Opponent	Score	Margin
Jan. 8, 1955	Georgia Tech	59-58	1
Dec. 10, 1955	Temple	73-61	12
Dec. 21, 1955	Dayton (UKIT)	89-74	15
Dec. 10, 1956	St. Louis	71-70	1
Mar. 16, 1957	Michigan State (NCAA)	80-68	12
Dec. 20, 1957	West Virginia (UKIT)	77-70	7
Dec. 19, 1959	West Virginia (UKIT)	79-70	9
Jan. 2, 1960	Georgia Tech	62-54	8
Feb. 27, 1960	Tennessee	65-63	2
Dec. 3, 1960	Florida State	63-58	5
Dec. 22, 1960	St. Louis (UKIT)	74-72*	2
Dec. 4, 1961	Southern California	79-77	2
Feb. 12, 1962	Mississippi State	49-44	5
Dec. 1, 1962	Virginia Tech	80-77	3
Dec. 17, 1962	North Carolina	68-66	2
Jan. 5, 1963	Georgia Tech	86-85**	1
Jan. 19, 1963	Tennessee	78-69*	9
Feb. 18, 1963	Vanderbilt	69-67	2
Mar. 2, 1964	St. Louis	67-60	7
Dec. 19, 1964	Illinois (UKIT)	91-86	5
Jan. 5, 1965	Vanderbilt	97-79	18
Dec. 5, 1966	Illinois	98-97*	1
Dec. 13, 1966	North Carolina	64-55	9
Dec. 17, 1966	Florida	78-75	3
Dec. 28, 1966	Cornell	92-77	15
Jan. 5, 1967	Vanderbilt	91-89*	2
Jan. 23, 1967	Tennessee	52-50**	2
Feb. 11, 1967	Mississippi State	77-72*	5
Mar. 16, 1968	Ohio State (NCAA)	82-81	1
Dec. 7, 1968	North Carolina	87-77	10
Dec. 19, 1970	Purdue (UKIT)	89-83	6
Dec. 13, 1971	Michigan State	91-85	6

* One overtime period.

** Double overtime.

Average loss margin—5.9

(Kentucky's home floor winning streak started against Ft. Knox on Jan. 4, 1943, following a loss to Ohio State two nights earlier. Before Ga. Tech snapped the string, the Wildcats had posted a national record 129 consecutive victories. All told, since the Ohio State loss, the Ruppmen have won 349 and lost only 32 at home. Since Memorial Coliseum became the home floor at the start of the 1950-51 season, the record is 264-32.)

KENTUCKY COACHES THROUGH THE YEARS

Years at UK	Name	Tenure	Won	Lost	Pct.	Best Season
1903-09	W. W. H. Mustaine and Others+	7	20	35	.363	
1910	E. R. Sweetland & R. E. Spahr	1	4	8	.333	
1911	H. J. Iddings	1	5	6	.454	5-6 in 1911
1912	E. R. Sweetland	1	9	0	1.000	9-0 in 1912
1913	J. J. Tigert	1	6	3	.666	6-3 in 1913
1914-15	Alpha Brumage	2	18	7	.720	11-2 in 1914
1916	James Park	1	8	6	.571	8-6 in 1916
1917	W. P. Tuttle	1	4	6	.400	4-6 in 1917
1918	S. A. Boles	1	9	2-1*	.791	9-2-1 in 1918
1919	Andrew Gill	1	6	8	.428	6-8 in 1919
1920-24	George Buchheit	5	44	27	.619	13-1 in 1921
1925	C. O. Applegran	1	13	8	.619	13-8 in 1925
1926	Ray Eklund	1	15	3	.833	15-3 in 1926
1927	Basil Hayden	1	3	13	.187	3-13 in 1927
1928-30	John Mauer	3	40	14	.740	16-3 in 1930
1931-72	Adolph Rupp	42#	879	190	.822	25-0 in 1954

17 Coaches in 69 Seasons—Record 1420 Games:

Won 1083, Lost 336, Tied 1—76.3%

* Unique tie game resulted from scorer's error discovered after game.

No schedule played in 1953—Rupp's record for 41 seasons.

+ Basketball at UK reportedly started when W. W. H. Mustaine called together some students, took up a collection totaling \$3 for a ball and told them to start playing. There was no official coach from 1903 until 1910. Managers ran the team.

ON THE TRAIL OF TITLES — NCAA CHAMPIONS

1939	Oregon	1951	Kentucky	1962	Cincinnati
1940	Indiana	1952	Kansas	1963	Loyola (Chicago)
1941	Wisconsin	1953	Indiana	1964	UCLA
1942	Stanford	1954	LaSalle	1965	UCLA
1943	Wyoming	1955	San Francisco	1966	Texas Western
1944	Utah	1956	San Francisco	1967	UCLA
1945	Oklahoma A&M	1957	North Carolina	1968	UCLA
1946	Oklahoma A&M	1958	Kentucky	1969	UCLA
1947	Holy Cross	1959	California	1970	UCLA
1948	Kentucky	1960	Ohio State	1971	UCLA
1949	Kentucky	1961	Cincinnati	1972	UCLA
1950	CCNY				

TOP ALL-TIME KENTUCKY SCORERS—VARSITY CAREER

(The 1,000 Point Club)

Player—Pos.	Years	Points	Games	Average
Dan Issel (C)	3 (1968-70)	2,138	83	25.7
Cotton Nash (C-F)	3 (1962-64)	1,770	78†	22.69
Alex Groza (C)	4 (1945, 47-49)	1,744	120	14.4
Louie Dampier (G)	3 (1965-67)	1,575	80	19.7
Mike Casey (G)	3 (1968-69-71)	1,535	82	18.7
Ralph Beard (G)	4 (1946-49)	1,517	139	10.8
Cliff Hagan (C)	2½ (1951-52, 54)	1,475	77	19.2
Pat Riley (F)	3 (1965-67)	1,464	80	18.3
Johnny Cox (F)	3 (1957-59)	1,461	84	17.3
Mike Pratt (F)	3 (1968-70)	1,359	81	16.8
Frank Ramsey (G)	3 (1951-52, 54)	1,344	91	14.7
Tom Parker (F)	3 1970-72)	1,238	80	15.5
Bill Spivey (C)	2 (1950-51)	1,213	63	19.2
Vernon Hatton (G)	3 (1956-58)	1,154	76	15.1
Wallace Jones (F)	4 (1946-49)	1,151	98*
Bill Lickert (F-G)	3 (1959-61)	1,076	73	14.7
Jim Line (F)	4 (1947-50)	1,041	100*
Bob Burrow (C)	2 (1955-56)	1,023#	51	20.0
Bobby Watson (G)	3 (1950-52)	1,001	96	10.4

* No record for number of games played in 1947.

† Achieved membership in club earliest of any Wildcat, hitting 1,000th point in the 19th game of junior year.

Kentucky career totals only. Junior College total of 2,191 points not included.

TOP REGULAR SEASON SCORERS

Player—Pos.	Year	Games	FG	FT	TP	Ave.
Dan Issel (C)	1970 (Sr.)	26	339	198	876	33.7
Dan Issel (C)	1969 (Jr.)	26	269	159	697	26.8
Cotton Nash (C-F)	1964 (Sr.)	25	233	149	615	24.6
Cliff Hagan (C)	1954 (Sr.)	25	234	132	600	24.0
Cotton Nash (C-F)	1962 (Soph.)	24	205	161	571	23.8
Pat Riley (F)	1966 (Jr.)	25	225	91	541	21.6
Jim Andrews (C)	1972 (Jr.)	28	236	130	602	21.5
Louie Dampier (G)	1966 (Jr.)	25	211	99	521	20.8
Cliff Hagan (C)	1952 (Jr.)	26	206	128	540	20.8
Louie Dampier (G)	1967 (Sr.)	26	219	99	537	20.6
Cotton Nash (C-F)	1963 (Jr.)	25	176	162	514	20.6
Mike Casey (G)	1968 (Soph.)	25	215	76	506	20.2
Mike Pratt (F)	1970 (Sr.)	26	208	96	512	19.7
Alex Groza (C)	1949 (Sr.)	26	188	134	510	19.6
Mike Casey (G-F)	1969 (Jr.)	26	220	65	505	19.3


Twentieth Annual
U.K. INVITATIONAL TOURNAMENT

Memorial Coliseum—December 15-16, 1972

First Night: Colorado State vs. Oregon—7:30 p.m., EST
Nebraska vs. Kentucky—Appx. 9:30 p.m., EST

Second Night: Third Place Game—7:30 p.m., EST
Championship Game—Appx. 9:30 p.m., EST

OFFICIALS—Dick Pace (SEC), Julius Sneed (SEC),
Art White (Big Ten), Van Arsdalen (ECAC)



1971 UKIT All-Tournament Team—Left to Right: Tom Parker, Ronnie Lyons and Jim Andrews of Kentucky; John Brown, Missouri, and Brian Taylor, Princeton. Andrews was selected MVP, while Taylor led tournament scoring with 66 points.

Kentucky, for the first time since 1968, hosts three newcomers to the prestigious December tournament which has grown to become one of the most popular four-team affairs in the nation.

Of the three participants, only Nebraska has met Kentucky on the hardwood before. The Cornhuskers took the measure of the Wildcats in the first meeting, 40-39, at Nebraska, Dec. 18, 1940. The following year was a different matter when host Kentucky romped to a 42-27 win Dec. 16, 1941.

(Editor's Note: The Wildcats' Record Section Against All Opponents found elsewhere in the Facts Book lists a Kentucky win over Colorado State College in 1959. CSC, located at Greeley, Colorado, since has been renamed University of Northern Colorado and should not be confused with Colorado State University.)

UKIT PARTICIPANTS THROUGH THE YEARS
(Listed Alphabetically)

Team	Record	Titles	Years Played
Air Force	Won 0, Lost 2		1965
Army	Won 1, Lost 1		1968
Bradley	Won 0, Lost 2		1968
California	Won 2, Lost 4		1960, '65, '71
Cincinnati	Won 1, Lost 1		1967
Dayton	Won 4, Lost 6	'55	1955-6, '64, -7, -9
De Paul	Won 0, Lost 2		1970
Duke	Won 1, Lost 3		1953, '69
Illinois	Won 3, Lost 3	'64	1956, '60, '64
Indiana	Won 1, Lost 1		1965
Iowa	Won 0, Lost 2		1962
Kansas State	Won 3, Lost 3		1961, '66, '70
KENTUCKY	Won 32, Lost 6	(13)	(Every)
LaSalle	Won 2, Lost 2		1953, '54
Michigan	Won 1, Lost 1		1968
Minnesota	Won 1, Lost 3		1955, '57
Missouri	Won 1, Lost 1		1971
Navy	Won 0, Lost 2		1970
North Carolina	Won 1, Lost 3		1957, '59
Ohio State	Won 0, Lost 2		1958
Oklahoma State	Won 1, Lost 1		1958
Oregon State	Won 2, Lost 2		1962, '66
Penn State	Won 0, Lost 2		1966
Princeton	Won 2, Lost 2		1963, '71
Purdue	Won 2, Lost 0	'70	1970
St. Louis	Won 3, Lost 1	'60	1959, '60
South Carolina	Won 1, Lost 1		1967
Southern California	Won 1, Lost 1		1954
Southern Methodist	Won 1, Lost 1		1956
Tennessee	Won 1, Lost 1		1961
UCLA	Won 1, Lost 1		1953
Utah	Won 0, Lost 4		1954, '55
Wake Forest	Won 1, Lost 1		1963
West Virginia	Won 6, Lost 4	'57, 59	1957-8-9, '62, '64
Wisconsin	Won 0, Lost 2		1963
Xavier	Won 0, Lost 2		1961

U.K.I.T. TEAM SINGLE GAME RECORDS

Most Points Scored (Kentucky 112 vs. Michigan—1st Round, 1963)	112
Most Points Both Teams (Kentucky 112 vs. Michigan 104—1st Round, 1968)	216
Fewest Points Scored (Southern California vs. LaSalle—1st Round, 1954)	38
Fewest Points Scored, Both Teams (LaSalle vs. Southern California—1st Round, 1954)	87
Most Field Goals Attempted (Kentucky vs. De Paul—1st Round, 1956)	100
Most Field Goals (Kentucky vs. De Paul—1st Round, 1970)	46
Most Free Throws Attempted (St. Louis vs. West Virginia—1st Round, 1959)	47
Most Free Throws Attempted, Both Teams (Kentucky 43 and Illinois 37—1st Round, 1960)	80
Most Free Throws Made (St. Louis vs. West Virginia—1st Round, 1959)	38
Most Rebounds (Dayton vs. West Virginia—Third Place Game, 1964; Purdue vs. Kentucky—Championship Game, 1970)	74
Fewest Personal Fouls (Kentucky vs. SMU—1956)	7
Most Personal Fouls (West Virginia vs. St. Louis—1st Round, 1959)	32
Most Personal Fouls, Both Teams (South Carolina 30 vs. Kentucky 23—Championship Game, 1967)	53
Biggest Margin of Victory (Kentucky 91, Indiana 56—Championship Game, 1965)	35
Smallest Margin of Victory (West Virginia 87 vs. St. Louis 86—1st Round, 1959) (Tied by St. Louis 54 vs. California 53 (1 OT)—1st Round, 1960; Cincinnati 71 vs. Dayton 70, 3rd Place, 1967)	1
Overtime Victories—St. Louis twice in 1960 (St. Louis 54 vs. California 43 (1 OT), St. Louis 74 vs. Kentucky 72 (1 OT))	
Best Shooting Percentage (Game) (Kentucky vs. Army—Championship, 1968)	61.5

U.K.I.T. INDIVIDUAL SINGLE GAME RECORDS

Most Points Scored (Bill Bradley, Princeton vs. Wisconsin—3rd Place Game, 1963)	47
Most Field Goal Attempts (Bill Bradley, Princeton vs. Wisconsin—3rd Place Game, 1963)	37
Most Field Goals (Bill Bradley, Princeton vs. Wisconsin—3rd Place Game, 1963)	18
Most Free Throws Attempted (Rick Roberson, Cincinnati vs. South Carolina—1st Round, 1967)	21
Most Free Throws Made (Rick Roberson, Cincinnati vs. South Carolina—1st Round, 1967—on 21 FTA)	16
Most Rebounds (Ron Johnson, Minnesota vs. North Carolina—1st Round, 1957) ..	27

HIGH POINT PERFORMERS BY YEARS (Two Games)

1971	Brian Taylor (Princeton)	66	1961	Larry Pursiful (Kentucky) ..	60
1970	Mike Casey (Kentucky)	53	1960	Bill Lickert (Kentucky)	43
1969	Dan Issel (Kentucky)	60	1959	Jerry West (West Virginia)..	70
1968	Dan Issel (Kentucky)	56	1958	Jerry West (West Virginia)..	48
1967	Mike Casey (Kentucky)	46	1957	Ron Johnson (Minnesota) ..	56
1966	Louie Dampier (Kentucky) ..	51	1956	Jim Krebs (S.M.U.)	47
1965	Louie Dampier (Kentucky) ..	46	1955	Jim Paxson (Dayton)	51
1964	Henry Finkel (Dayton)	64	1954	Phil Grawmeyer (Kentucky) ..	41
1963	Bill Bradley (Princeton)	77	1953	Cliff Hagan (Kentucky)	55
1962	Cotton Nash (Kentucky)	57			

U.K.I.T. HISTORY

- 1953 CHAMPIONSHIP GAME: Kentucky 73, LaSalle 60.
Consolation: UCLA 72, Duke 67.
First Round: LaSalle 62, UCLA 53; Kentucky 85, Duke 69.
Attendance: 16,714.
- 1954 CHAMPIONSHIP GAME: Kentucky 63, LaSalle 54.
Consolation: Southern California 54, Utah 52.
First Round: LaSalle 49, Southern California 38; Kentucky 70, Utah 65.
Attendance: 17,973.
- 1955 CHAMPIONSHIP GAME: Dayton 89, Kentucky 74.
Consolation: Minnesota 90, Utah 77.
First Round: Dayton 77, Utah 73; Kentucky 72, Minnesota 65.
Attendance: 19,185.
- 1956 CHAMPIONSHIP GAME: Kentucky 91, Illinois 70.
Consolation: Southern Methodist 67, Dayton 59.
First Round: Illinois 82, Dayton 65; Kentucky 73, Southern Methodist 67.
Attendance: 15,753.
- 1957 CHAMPIONSHIP GAME: West Virginia 75, North Carolina 64.
Consolation: Kentucky 78, Minnesota 58.
First Round: North Carolina 73, Minnesota 67; West Virginia 77, Kentucky 70.
Attendance: 20,956.
- 1958 CHAMPIONSHIP GAME: Kentucky 97, West Virginia 91.
Consolation: Oklahoma State 63, Ohio State 59.
First Round: West Virginia 67, Oklahoma St. 49; Kentucky 95, Ohio St. 76.
Attendance: 20,386
- 1959 CHAMPIONSHIP GAME: West Virginia 79, Kentucky 70.
Consolation: St. Louis 68, North Carolina 52.
First Round: West Virginia 87, St. Louis 86; Kentucky 76, North Carolina 70.
Attendance: 22,713.
- 1960 CHAMPIONSHIP GAME: St. Louis 74, Kentucky 72 (1 overtime).
Third Place: California 72, Illinois 54.
First Round: St. Louis 54, California 53 (1 overtime); Kentucky 83, Illinois 78.
Attendance: 15,095.
- 1961 CHAMPIONSHIP GAME: Kentucky 80, Kansas State 67.
Third Place: Tennessee 75, Xavier 70.
First Round: Kansas State 75, Xavier 67; Kentucky 96, Tennessee 69.
Attendance: 16,013.
- 1962 CHAMPIONSHIP GAME: Kentucky 79, West Virginia 75.
Third Place: Oregon State 61, Iowa 55.
First Round: West Virginia 70, Oregon State 65; Kentucky 94, Iowa 69.
Attendance: 22,138.
- 1963 CHAMPIONSHIP GAME: Kentucky 98, Wake Forest 75.
Third Place: Princeton 90, Wisconsin 87.
First Round: Wake Forest 96, Princeton 67; Kentucky 108, Wisconsin 85.
Attendance: 22,111.
- 1964 CHAMPIONSHIP GAME: Illinois 91, Kentucky 86.
Third Place: Dayton 71, West Virginia 67.
First Round: Illinois 104, Dayton 86; Kentucky 102, West Virginia 78.
Attendance: 22,804
- 1965 CHAMPIONSHIP GAME: Kentucky 91, Indiana 56.
Third Place: California 75, Air Force 70.
First Round: Indiana 71, California 64; Kentucky 78, Air Force 58.
Attendance: 21,069.

- 1966 CHAMPIONSHIP GAME: Kentucky 83, Kansas State 79.
Third Place: Oregon State 64, Penn State 61.
First Round: Kansas State 83, Penn State 59; Kentucky 96, Oregon State 66.
Attendance: 21,318.
- 1967 CHAMPIONSHIP GAME: Kentucky 76, South Carolina 66.
Third Place: Cincinnati 71, Dayton 70.
First Round: South Carolina 64, Cincinnati 61; Kentucky 88, Dayton 85.
Attendance: 22,371.
- 1968 CHAMPIONSHIP GAME: Kentucky 80, Army 65.
Third Place: Michigan 95, Bradley 93.
First Round: Army 54, Bradley 52; Kentucky 112, Michigan 104.
Attendance: 23,000.
- 1969 CHAMPIONSHIP GAME: Kentucky 98, Duke 76.
Third Place: Dayton 83, Navy 69.
First Round: Duke 72, Dayton 67; Kentucky 73, Navy 59.
Attendance: 23,365.
- 1970 CHAMPIONSHIP GAME: Purdue 89, Kentucky 83.
Third Place: Kansas State 78, De Paul 68.
First Round: Purdue 87, Kansas State 68; Kentucky 106, De Paul 85.
Attendance: 23,462.
- 1971 CHAMPIONSHIP GAME: Kentucky 96, Princeton 82.
Third Place: Missouri 82, California 70.
First Round: Princeton 85, California 59; Kentucky 83, Missouri 79.
Attendance: 22,337.

TOURNAMENT TRAIL

U.K. INVITATIONAL TOURNAMENT

(19 Appearances—13 Championships)

- 1971 Won 2, Lost 0. Defeated Missouri and Princeton for Championship.
1970 Won 1, Lost 1. Lost Championship to Purdue.
1969 Won 2, Lost 0. Defeated Navy and Duke for Championship.
1968 Won 2, Lost 0. Defeated Michigan and Army for Championship.
1967 Won 2, Lost 0. Defeated Dayton and South Carolina for championship.
1965 Won 2, Lost 0. Defeated Air Force and Indiana for championship.
1964 Won 1, Lost 1. Lost championship to Illinois.
1963 Won 2, Lost 0. Defeated Wisconsin and Wake Forest for title.
1962 Won 2, Lost 0. Defeated Iowa and West Virginia for championship.
1961 Won 2, Lost 0. Defeated Tennessee and Kansas State for championship.
1960 Won 1, Lost 1. Lost championship to St. Louis.
1959 Won 1, Lost 1. Lost championship to West Virginia.
1958 Won 2, Lost 0. Defeated Ohio State and West Virginia for championship.
1957 Won 1, Lost 1. Eliminated by West Virginia in first game, Defeated Minnesota for third place.
1956 Won 2, Lost 0. Defeated Southern Methodist and Illinois for championship.
1955 Won 1, Lost 1. Lost championship to Dayton.
1954 Won 2, Lost 0. Defeated Utah and LaSalle for championship.
1953 Won 2, Lost 0. Defeated Duke and LaSalle for championship.

(For Dates, Sites and Scores See All-Time Record Section)

N.C.A.A. TOURNAMENT

(Record 20 Appearances—4 Championships)

- 1972 Won 1, Lost 1. Eliminated by Florida State in Mideast Regional Finals.
1971 Won 0, Lost 2. Lost to Western Kentucky in Mideast Regional first game.
1970 Won 1, Lost 1. Eliminated by Jacksonville in Mideast Regional finals.
1969 Won 1, Lost 1. Lost to Marquette in Mideast Regional first game.

- 1968 Won 1, Lost 1. Eliminated by Ohio State in Regional finals.
 1966 Won 3, Lost 1. Lost to Texas Western in championship game.
 1964 Won 0, Lost 2. Lost to Ohio University in Mideast Regional first game.
 1962 Won 1, Lost 1. Eliminated by Ohio State in Mideast Regional finals.
 1961 Won 1, Lost 1. Eliminated by Ohio State in Mideast Regional finals
 1959 Won 1, Lost 1. Eliminated by Louisville in Mideast Regional first round
 1958 NATIONAL CHAMPIONS.
 Won 4, Lost 0. Defeated Seattle for title.
 1957 Won 1, Lost 1. Eliminated by Michigan State in Midwest Regional finals.
 1956 Won 1, Lost 1. Eliminated by Iowa in Eastern Regional finals.
 1955 Won 1, Lost 1. Eliminated by Marquette in Eastern Regional first round.
 1954 Withdrew after winning automatic berth as SEC champion.
 1952 Won 1, Lost 1. Eliminated by St. Johns in Eastern Regional finals.
 1951 NATIONAL CHAMPIONS.
 Won 4, Lost 0. Defeated Kansas State for title.
 1949 NATIONAL CHAMPIONS.
 Won 3, Lost 0. Defeated Oklahoma A&M for title.
 1948 NATIONAL CHAMPIONS.
 Won 3, Lost 0. Defeated Baylor for title.
 1945 Won 1, Lost 1. Eliminated by Ohio State in first round.
 1942 Won 1, Lost 1. Eliminated by Dartmouth in second game.

(For Dates, Sites and Scores See All-Time Record Section)

SUGAR BOWL TOURNAMENT

(Ten Appearances—Five Championships)

- 1963 Won 2, Lost 0. Defeated Duke for championship.
 1956 Won 2, Lost 0. Defeated Houston for championship.
 1951 Won 1, Lost 1. Eliminated in finals by St. Louis.
 Defeated Syracuse in consolation game.
 1950 Won 1, Lost 1. Eliminated in first game by St. Louis.
 1949 Won 2, Lost 0. Defeated Bradley for championship.
 1948 Won 1, Lost 1. Eliminated in finals by St. Louis.
 1946 Won 0, Lost 1. Lost to Oklahoma A&M.
 1940 Won 0, Lost 1. Lost to Indiana.
 1939 Won 1, Lost 0. Defeated Ohio State for championship.
 1937 Won 1, Lost 0. Defeated Pittsburgh for championship.

(For Dates, Sites and Scores See All-Time Record Section)

NATIONAL INVITATION TOURNAMENT (NIT)

(Five Appearances—One Championship)

- 1950 Won 0, Lost 1. Eliminated in first game by CCNY.
 1949 Won 0, Lost 1. Eliminated in first game by Loyola (Chicago).
 1947 Won 2, Lost 1. Eliminated by Utah in third game.
 1946 Won 3, Lost 0. Defeated Rhode Island for championship.
 1944 Won 2, Lost 1. Eliminated by St. John's in second game. Defeated Oklahoma A&M in consolation game.

(For Dates, Sites and Scores See All-Time Record Section)

SOUTHERN INTERCOLLEGIATE ATHLETIC ASSOCIATION (SIAA) TOURNAMENT

(Three Appearances—One Championship)

- 1924 Won 0, Lost 1. Eliminated in first game by North Carolina.
 1922 Won 1, Lost 1. Eliminated in second game by Mercer.
 1921 Won 4, Lost 0. Defeated Georgia for championship.

SOUTHERN CONFERENCE TOURNAMENT

(Seven Appearances—No Championships)*

1932	Won 1, Lost 1.	Eliminated in second game by North Carolina.
1931	Won 3, Lost 1.	Eliminated in finals by Maryland.
1930	Won 2, Lost 1.	Eliminated in semi-finals by Duke.
1929	Won 1, Lost 1.	Eliminated in second game by Georgia.
1928	Won 2, Lost 1.	Eliminated in semi-finals by Mississippi.
1926	Won 2, Lost 1.	Eliminated in semi-finals by Miss A&M.
1925	Won 1, Lost 1.	Eliminated in second game by Georgia.

* Kentucky joined Southeastern Conference in 1933.

OLYMPIC TRIALS TOURNAMENT

(One Appearance—Champions College Bracket)

1948	Won 2, Lost 1.	Qualified as NCAA Champion. Defeated Louisville and Baylor for championship College Bracket. Lost to AAU Champion Phillips Oilers in National Finals.
------	----------------	---

OLYMPIC GAMES

(One Appearance—One World Championship)

1948	Won 8, Lost 0.	Kentucky participated along with the Phillips Oilers as the United States' basketball entry. Defeated France for the championship.
------	----------------	--

SOUTHEASTERN CONFERENCE (SEC) TOURNAMENT

(Nineteen Appearances—Record 13 Championships)*

1952	Won 4, Lost 0.	Defeated Louisiana State for championship.
1951	Won 3, Lost 1.	Eliminated in finals by Vanderbilt.
1950	Won 3, Lost 0.	Defeated Tennessee for championship.
1949	Won 4, Lost 0.	Defeated Tulane for championship.
1948	Won 4, Lost 0.	Defeated Georgia Tech for championship.
1947	Won 4, Lost 0.	Defeated Tulane for championship.
1946	Won 4, Lost 0.	Defeated Louisiana State for championship.
1945	Won 4, Lost 0.	Defeated Tennessee for championship.
1944	Won 3, Lost 0.	Defeated Tulane for championship.
1943	Won 3, Lost 1.	Eliminated in finals by Tennessee.
1942	Won 4, Lost 0.	Defeated Alabama for championship.
1941	Won 3, Lost 1.	Eliminated in finals by Tennessee.
1940	Won 3, Lost 0.	Defeated Georgia for championship.
1939	Won 3, Lost 0.	Defeated Tennessee for championship.
1938	Won 0, Lost 1.	Eliminated in first game by Tulane.
1937	Won 3, Lost 0.	Defeated Tennessee for championship.
1936	Won 1, Lost 1.	Eliminated in second game by Tennessee.
1935	No Tournament Held.	
1934	Won 0, Lost 1.	Eliminated in first game by Florida.
1933	Won 4, Lost 0.	Defeated Mississippi State for championship.

* No tournament held since 1952.

FAME COMES TO THE WILDCATS

OLYMPIC GOLD MEDAL WINNERS

(With seven players winning the coveted medal for Olympic participation, the University of Kentucky leads the nation in honorees.)

Wallace Jones	1948	Kenny Rollins	1948
Cliff Barker	1948	Billy Evans	1956
Ralph Beard	1948	Adrian Smith	1960
Alex Groza	1948		

CHANDLER TROPHY

(Donated annually by Radio Station WVLK of Lexington in honor of A. B. (Happy) Chandler, two-time Governor of Kentucky and former Commissioner of Baseball. This trophy is awarded to the basketball player chosen by a secret committee as best exemplifying the qualities of leadership, scholarship, character and ability.)

1972	Stan Key	1960	Dick Parsons
1971	Larry Steele	1959	Johnny Cox
1970	Dan Issel	1958	Vernon Hatton
1969	Dan Issel	1957	Ed Beck
1968	Thad Jaracz, Cliff Berger (tie)	1956	Bob Burrow
1967	Louie Dampier, Pat Riley (tie)	1955	Bill Evans
1966 ..	Larry Conley, Tommy Kron (tie)	1954	Frank Ramsey
1965	Terry Mobley	1953	Not awarded
1964	Larry Conley	1952	Frank Ramsey
1963	Roy Roberts	1951	Frank Ramsey
1962	Larry Pursiful	1961	Dick Parsons

ADOLPH F. RUPP TROPHY

(Donated by Adolph Rupp to UK's Best Varsity Free Throw Shooter)

1972	Ronnie Lyons (G)	70 of 80—87.5%
1971	Kent Hollenbeck (G)	82 of 93—88.2%
1970	Larry Steele (F)	45 of 49—91.8%
1969	Phil Argento (G)	47 of 61—77.0%
1968	Mike Casey (G)	79 of 96—82.3%
1967	Louie Dampier (G)	99 of 119—87.2%
1966	Tommy Kron (G)	57 of 67—85.1%
1965	Louie Dampier (G)	84 of 100—84.0%
1964	Tommy Kron (G)	28 of 34—82.3%
1963	Scotty Baesler (G)	59 of 69—85.5%
1962	Larry Pursiful (G)	89 of 109—81.6%

KENTUCKY CENTRAL INSURANCE COMPANIES TROPHY

(Given annually by Kentucky Central, Lexington, to the player chosen by a secret committee as most valuable to his team.)

1972	Tom Parker	1966 (tie)	Pat Riley, Louie Dampier
1971	Larry Steele	1965	Pat Riley
1970	Dan Issel, Mike Pratt	1964 (tie) ..	Cotton Nash, Larry Conley
1969	Dan Issel	1963	Ted Deeken
1968	Mike Casey	1962	Cotton Nash
1967 (tie)	Louie Dampier, Pat Riley		

KIWANIS 110 PERCENTER AWARD

(Given annually by the Kiwanis Clubs of Lexington to the player demonstrating effort beyond the call of duty.)

1972	Larry Stamper	1967	Brad Bounds
1971	Larry Steele	1966	Larry Conley
1970	Coach Adolph Rupp	1965	Pat Riley
1969	Mike Pratt	1964	Larry Conley
1968	Mike Casey		

FRANK SEALE AWARD

(Presented by Athletics Alumnus Frank Seale to Outstanding Senior)

1972	Tom Parker
1971	Mike Casey
1970	Dan Issel
1969	Phil Argento
1968	Thad Jaracz
1967 (tie)	Louie Dampier, Pat Riley
1966 (tie)	Larry Conley and Tommy Kron
1965	John Adams

FIRST SECURITY BANK AWARD

(Given By First Security National Bank To Leading Varsity Rebounder)

1972	Jim Andrews (315)
1971	Tom Payne (283)
1970	Dan Issel (369)
1969	Dan Issel (321)
1968	Dan Issel (428)
1967	Thad Jaracz (215)
1966	Pat Riley (259)
1965	John Adams (214)

K-MEN'S SCHOLASTIC AWARD

(Given by K-Men's Association in Memory of Sam Huey to the Team's Top Scholar Athlete Over Four-Year Period)

1972	Tom Parker
1971	Jim Dinwiddie
1970	Dan Issel
1969	Phil Argento
1968	Cliff Berger
1967	Louie Dampier
1966	Tommy Kron

CLAUDE SULLIVAN MEMORIAL AWARD

(Presented by the Committee of 101 to the Varsity Leader in Assists)

1972	Stan Key (89)
1971	Larry Steele (93)
1970	Mike Pratt (99)
1969	Mike Casey (129)
1968	Mike Pratt (82)
1967	Pat Riley (68)
1966	Larry Conley (100)

JAYCEES FRESHMAN LEADERSHIP AWARD

(Presented By Lexington Junior Chamber of Commerce To Freshman Chosen For Leadership On and Off The Court.)

1972	Jimmy Dan Conner	1968	Greg Starrick
1971	Ronnie Lyons	1967	Dan Issel
1970	Doug Flynn	1966	Phil Argento
1969	Randy Noll	1965	Jim LeMaster

TENNESSEE CLUB SEC AWARDS

1970	Dan Issel, Rebounder	1967	Louie Dampier, Shooter
1968	Cliff Berger, Academic	1967	Pat Riley, Sportsmanship

SHIVELY MEMORIAL PLAQUE

(Presented by Notre Dame University in Memory of the late UK Athletic Director, Bernie Shively, to Most Valuable Player in Kentucky-Notre Dame Game)

1971	Tom Parker (Kentucky)
1970	Austin Carr (Notre Dame)
1969	Mike Pratt (Kentucky)
1968	Phil Argento (Kentucky)
1967	Mike Casey (Kentucky)

NAISMITH BASKETBALL HALL OF FAME

1969	Adolph Rupp (Coach)
------------	---------------------

ALL-SOUTHEASTERN CONFERENCE

(52 Players Chosen 91 Times)

Ellis Johnson (G)	1933	Walt Hirsch (F)	1951
Forest Sale (C)	1933	Shelby Linville (F)	1951
John DeMoisey (F)	1933, '34	Bobby Watson (G)	1951, '52
Bill Davis (G)	1934	Frank Ramsey (G)	1951, '52, '54
Leroy Edwards (C)	1935	Cliff Hagan (C)	1952, '54
Dave Lawrence (F)	1935	Bill Evans (G-F)	1955
Ralph Carlisle (F)	1936, '37	Bob Burrow (C)	1955, '56
Warfield Donohue (G)	1937	Johnny Cox (F)	1957, '58, '59
Bernie Opper (G)	1938, '39	Vernon Hatton (G)	1958
Layton Rouse (G)	1940	Don Mills (C)	1960
Lee Huber (G)	1941	Bill Lickert (F-G)	1959, '60, '61
James King (C)	1941	Larry Pursiful (G)	1962
Marvin Akers (F)	1941, '43	Cotton Nash (C-F)	1962, '63, '64
Ermal Allen (F)	1942	Ted Deeken (F)	1964
Melvin Brewer (C)	1943	Tommy Kron (G)	1965, '66
Bob Brannum (C)	1944	Pat Riley (F)	1965, '66
Jack Parkinson (G)	1944, '45, '46	Thad Jaracz (C-F)	1966
Jack Tingle (F)	1944, '45, '46, '47	Larry Conley (F)	1966
Kenton Campbell (C)	1945	Louie Dampier (G)	1965, '66, '67
Ralph Beard (G)	1946, '47, '48, '49	Mike Casey (G)	1968, '69, '71
Wallace Jones (F) ..	1946, '47, '48, '49	Dan Issel (C)	1968, '69, '70
Joe Holland (F)	1947	Mike Pratt (F)	1969, '70
Alex Groza (C)	1948, '49	Larry Steele (F)	1971
Kenny Rollins (G)	1947, '48	Tom Parker (F)	1971, '72
Jim Line (F)	1950	Tom Payne (C)	1971
Bill Spivey (C)	1950, '51	Jim Andrews (C)	1972

KENTUCKY ALL-AMERICANS

(25 Players Chosen 37 Times)



BASIL HAYDEN
Forward—1921



BURGESS CAREY
Guard—1925



CAREY SPICER
F—1929-31



PAUL McBRAYER
Guard—1930



FOREST SALE
C-F—1932-33



ELLIS JOHNSON
Guard—1933



JOHN DeMOISEY
Center—1934



LeROY EDWARDS
Center—1935



BERNARD OPPER
Guard—1939



LEE HUBER
Guard—1940-41



BOB BRANNUM
Center—1944



JACK PARKINSON
Guard—1946



RALPH BEARD
G—1947-48-49



ALEX GROZA
C—1947-48-49



WALLACE JONES
Forward—1949



BILL SPIVEY
Center—1951



CLIFF HAGAN
C—1952, 54



FRANK RAMSEY
G—1952, 54



BOB BURROW
Center—1956



VERNON HATTON
Guard—1958



JOHNNY COX
Forward—1959



COTTON NASH
C-F—1962-63-64



PAT RILEY
Forward—1966



LOUIE DAMPIER
Guard—1966



DAN ISSEL
C—1969-70

KENTUCKY ACADEMIC ALL-AMERICANS

Louie Dampier	Guard	1966-67
Dan Issel	Center	1970
Mike Pratt	Forward	1970
Mike Casey	Guard	1971

ALL-NCAA TOURNAMENT

*Alex Groza (C)	Johnny Cox (F)	1958
Bill Spivey (C)	Pat Riley (F)	1966
Shelby Linville (F)	Louie Dampier (G)	1966
Vernon Hatton (G)		

* Chosen Most Valuable Player 1948, '49.

(REGIONAL)

Larry Pursiful (G)	Cotton Nash (C-F)	1962
*Alex Groza (C)	*Pat Riley (F)	1966
Bill Spivey (C)	Louie Dampier (G)	1966
Bob Burrow (C)	Mike Casey (G)	1968
Vernon Hatton (G)	Dan Issel (C)	1968, '69, '70
Johnny Cox (F)	Jim Andrews (C)	1972
Bill Lickert (F)		

* Chosen Most Valuable Player.

ALL-SOUTHERN CONFERENCE

Paul Jenkins (G)	George Yates (G)	1931
Carey Spicer (G)	Ellis Johnson (C-F)	1932
Louis McGinnis (F)		

Basil Hayden, who became the University of Kentucky's first basketball All-American in 1921, coached the Wildcats during the 1926-27 season, becoming the first UK alumnus to return as coach. Forty-six years later, Joe B. Hall, who was on the 1948-49 UK squad, became the second alumnus coach at UK.

James Park, who coached the 1916 UK basketball team for athletic director J. J. Tigert, was a three-sport star at UK, earning letters in football, basketball and baseball. He scored five touchdowns rushing against Earlham in 1914 for a UK record that was tied in 1950 by Babe Parilli vs. Cincinnati and Babe Parilli vs. North Dakota. Park played major league baseball after graduating from UK and later was a noted judge and attorney.

Basil Hayden started his first and only season as UK coach (1926-27) with a lineup of football players—Paul Jenkins and Ray Ellis at forward, Elmer (Baldy) Gilb at running guard, Clair Dees at backguard and Foster Helm at center—and showed up himself with a bad case of tonsillitis. He directed the team by penciled messages to Capt. Jenkins. The Wildcats lost to Cincinnati.

KENTUCKY BASKETBALL MODERN RECORD

1945-46 SEASON

Won 28, Lost 2 NIT Champions
SEC Champions (Tournament)

— Leading Scorers —

Jack Parkinson (6-0 Jr. G)	11.3
Wallace Jones (6-4 Fr. F)	9.7
Ralph Beard (5-10½ Fr. G)	9.3
Jack Tingle (6-3 Jr. F)	9.2
Wilbur Schu (6-4 Sr. F)	7.7

1946-47 SEASON

Won 34, Lost 3 NIT Runner-up
SEC Champions (Tournament)

— Leading Scorers —

Alex Groza (6-7 Fr. C-F)	393 Pts.*
Ralph Beard (5-10½ Soph G)	392 Pts.
Kenneth Rollins (6-0 Jr. G)	310 Pts.
Joe Holland (6-4 Sr. F)	224 Pts.
Wallace Jones (6-4 Soph. C)	217 Pts.

* No record of number of games played by each man. Averages cannot be determined.

1947-48 SEASON

Won 36, Lost 3

World Champions (Olympic Games)
SEC Champions (Tournament)
National Champions (NCAA Tournament)

— Leading Scorers —

Alex Groza (6-7 Jr. C)	12.5
(488 TP in 39 Games)	
Ralph Beard (5-10½ Jr. G)	12.5
(476 TP in 38 Games)	
Wallace Jones (6-4 Jr. F-C)	9.3
James Line (6-2 Soph. F)	6.9
Kenneth Rollins (6-0 Sr. G)	6.6

1948-49 SEASON

Won 32, Lost 2

National Champions (NCAA Tournament)
SEC Champions (Tournament)
Ranked 1st Nationally AP
Runner-up Sugar Bowl
Loser NIT in Attempted "Grand Slam"

— Leading Scorers —

Alex Groza (6-7 Sr. C)	20.5
Ralph Beard (5-10½ Sr. G)	10.8
Wallace Jones (6-4 Sr. F-C)	9.6
Cliff Barker (6-2 Sr. G-F)	7.3
Dale Barnstable (6-3 Jr. F-G)	6.1

1949-50 SEASON

Won 25, Lost 5

SEC Champions (Tournament)
Sugar Bowl Champions
NIT Participant (0-1)
Ranked 3rd Nationally AP

— Leading Scorers —

Bill Spivey (7-0 Soph. C)	19.3
Jim Line (6-2 Sr. F)	13.1
Walt Hirsch (6-4 Jr. F)	9.9
Bobby Watson (5-10 Soph. G)	7.5
Dale Barnstable (6-3 Sr. G)	5.9

1950-51 SEASON

Won 32, Lost 2

National Champions (NCAA Tournament)
SEC Champions
Ranked 1st Nationally AP-UP
Third Sugar Bowl Tournament

— Leading Scorers —

Bill Spivey (7-0 Jr. C)	19.2
Shelby Linville (6-5 Jr. F)	10.4
Bobby Watson (5-10 Jr. G)	10.4
Frank Ramsey (6-3 Soph. G)	10.1
Walt Hirsch (6-3 Sr. F)	9.1

1951-52 SEASON

Won 29, Lost 3

Ranked 1st Nationally AP-UP
SEC Champions (14-0)
NCAA Tournament Participant (1-1)
Runner-up Sugar Bowl

— Leading Scorers —

Cliff Hagan (6-4 Jr. C)	21.6
Frank Ramsey (6-3 Jr. G)	15.9
Bobby Watson (5-10 Sr. G)	13.1
Lou Tsioropoulos (6-5 Jr. F)	7.9
Lucian Whitaker (6-0 Sr. F)	7.8

1952-53 SEASON

(No Schedule Played)

1953-54 SEASON

Won 25, Lost 0

Ranked 1st Nationally AP, 2nd UPI
UKIT Champions SEC Champions (14-0)
Declined NCAA Berth

— Leading Scorers —

Cliff Hagan (6-4 Sr. C)	24.0
Frank Ramsey (6-3 Sr. G)	19.6

Lou Tsioropoulos (6-5 Sr. F)	14.5
Billy Evans (6-1 Jr. F)	8.4
Gayle Rose (6-0 Jr. G)	6.7

1954-55 SEASON

Won 23, Lost 3

NCAA Tournament Participant (1-1)
 UKIT Champions SEC Champions (12-2)
 Ranked 2nd Nationally AP, UPI

— Leading Scorers —

Bob Burrow (6-7 Jr. C)	19.0
Billy Evans (6-1 Sr. G)	13.9
Jerry Bird (6-6 Jr. F)	10.7
Phil Grawemeyer (6-7½ Jr. F)	13.0*
Gayle Rose (6-0 Sr. G)	7.4

* Grawemeyer ranked 4th in total points with 260 in 20 games. Broke leg against De Paul and missed last six games.

1955-56 SEASON

Won 20, Lost 6

Ranked 9th Nationally AP
 Second SEC (12-2)

NCAA Tournament Participant (1-1)
 UKIT Runner-up

— Leading Scorers —

Bob Burrow (6-7 Sr. C)	21.1
Jerry Bird (6-6 Sr. F)	16.2
Vernon Hatton (6-3 Soph. G)	13.3
Gerry Calvert (5-11 Jr. G)	11.2
Phil Grawemeyer (6-7½ Sr. F)	8.4

1956-57 SEASON

Won 23, Lost 5

Ranked 3rd Nationally AP, UPI
 UKIT Champions SEC Champions (12-2)
 Sugar Bowl Champions

NCAA Tournament Participant (1-1)

— Leading Scorers —

Johnny Cox (6-4 Soph. F)	19.4
Gerry Calvert (5-11 Sr. G)	15.2
Vernon Hatton (6-3 Jr. G)	14.8
John Crigler (6-3 Jr. F)	10.3
Ed Beck (6-7 Jr. C)	9.5

1957-58 SEASON

Won 23, Lost 6

National Champions (NCAA Tournament)
 SEC Champions (12-2)

Ranked 9th Nationally AP, 14th UPI
 UKIT Participant (1-1)

— Leading Scorers —

Vernon Hatton (6-3 Sr. G)	17.1
Johnny Cox (6-4 Jr. F)	14.9

John Crigler (6-3 Sr. F)	13.6
Adrian Smith (6-0 Sr. G)	12.4
Ed Beck (6-7 Sr. C)	5.6

1958-59 SEASON

Won 24, Lost 3

NCAA Tournament Participant (1-1)
 UKIT Champions Second SEC (12-2)
 Ranked 2nd Nationally

— Leading Scorers —

Johnny Cox (6-4 Sr. F)	17.9
Billy Ray Lickert (6-3 Soph. G)	13.5
Bennie Coffman (6-0 Jr. G)	10.7
Don Mills (6-6 Jr. C)	10.5
Dickie Parsons (5-10 Soph. G)	8.0
(216 TP in 27 G)	
Sid Cohen (6-1 Jr. G)	8.1
(203 TP in 25 G)	

1959-60 SEASON

Won 18, Lost 7 Third SEC (10-4)
 UKIT Runner-up

— Leading Scorers —

Don Mills (6-6 Sr. C-F)	12.7
(319 TP in 25 G)	
Billy Ray Lickert (6-3 Jr. F-G)	14.4
(288 TP in 20 G)	
Sid Cohen (6-1 Sr. G)	10.7
Bennie Coffman (6-0 Sr. G)	10.2
Ned Jennings (6-9 Jr. C)	8.8

1960-61 SEASON

Won 19, Lost 9

NCAA Tournament Participant (1-1)
 UKIT Runner-up Second SEC (10-4)
 Ranked 18th Nationally UPI

— Leading Scorers —

Billy Ray Lickert (6-3 Sr. F-G)	16.0
Roger Newman (6-4 Sr. F-G)	14.1
Larry Pursiful (6-1 Jr. G)	13.4
Ned Jennings (6-9 Sr. C)	11.5
Carroll Burchett (6-4 Jr. F-C)	5.1

1961-62 SEASON

Won 23, Lost 3 UKIT Champions
 SEC Co-Champions (13-1)

NCAA Tournament Participant (1-1)
 Ranked 3rd Nationally AP, UPI

— Leading Scorers —

Cotton Nash (6-5 Soph. C-F)	23.4
Larry Pursiful (6-1 Sr. G)	19.1
Carroll Burchett (6-4 Sr. C-F)	11.2
Scotty Baesler (6-0 Jr. G)	10.9
Roy Roberts (6-4 Jr. F)	7.0

1962-63 SEASON

Won 16, Lost 9 Fifth SEC (8-6)
UKIT Champions

— Leading Scorers —

Cotton Nash (6-5 Jr. F-C)	20.6
*Charles Ishmael (6-5 Jr. G)	11.1
Ted Deeken (6-3½ Jr. F)	9.8
Scotty Baesler (5-11½ Sr. G)	9.7
Roy Roberts (6-4 Sr. F)	9.0
* Ineligible second semester.	

1963-64 SEASON

Won 21, Lost 6
UKIT and Sugar Bowl Champions
SEC Champions (11-3)
Ranked 3rd UPI, 4th AP Nationally
NCAA Tournament Participant (0-2)

— Leading Scorers —

Cotton Nash (6-5 Sr. C-F)	24.0
Ted Deeken (6-3½ Sr. F)	18.5
Larry Conley (6-3 Soph. F-C)	12.2
Terry Mobley (6-2½ Jr. G)	9.4
Randy Embry (5-11 Jr. G)	7.2

1964-65 SEASON

Won 15, Lost 10
5th SEC (10-6) Unranked in Polls
UKIT Runner-up

— Leading Scorers —

Louie Dampier (6-0 Soph. G)	17.0
Pat Riley (6-4 Soph. F)	15.0
John Adams (6-7 Sr. C)	11.8
Larry Conley (6-3 Jr. F)	11.6
Tommy Kron (6-5 Jr. G-F)	12.3

1965-66 SEASON

Won 27, Lost 2
SEC Champions (15-1) UKIT Champions
Ranked First Nationally in Polls
National Runner-up in NCAA

— Leading Scorers —

Pat Riley (6-4 Jr. F)	21.9
Louie Dampier (6-0 Jr. G)	21.1
Thad Jaracz (6-5 Soph. C)	13.2
Larry Conley (6-3 Sr. F)	11.5
Tommy Kron (6-5 Sr. G)	10.2

1966-67 SEASON

Won 13, Lost 13 (Worst under Rupp)
Tied 5th SEC (8-10) Unranked in Polls
UKIT Champions

— Leading Scorers —

Louie Dampier (6-0 Sr. G)	20.6
Pat Riley (6-3 Sr. F)	17.4

Thad Jaracz (6-5 Jr. C-F)	11.3
Cliff Berger (6-8 Jr. C)	11.3
Phil Argento (6-0 Soph. G)	5.2

1967-68 SEASON

Won 22, Lost 5 Ranked ^{5th in AP} ~~4th in AP~~ Polls
SEC Champions (15-3) UKIT Champions

— Leading Scorers —

Mike Casey (6-4 Soph. G)	20.1
Dan Issel (6-8 Soph. C)	16.4
Mike Pratt (6-4 Soph. F)	14.1
Thad Jaracz (6-6 Sr. F)	11.3
Phil Argento (6-2 Jr. G)	12.3

1968-69 SEASON

Won 23, Lost 5 Ranked 7th in ^{AP} ~~5th in AP~~ Polls
SEC Champions (16-2)

— Leading Scorers —

Dan Issel (6-8 Jr. C)	26.6
Mike Casey (6-4 Jr. G)	19.1
Mike Pratt (6-4 Jr. F)	16.9
Phil Argento (6-2 Sr. G)	10.0
Larry Steele (6-5 Soph. F)	8.6

1969-70 SEASON

Won 26, Lost 2
SEC Champions (17-1) UKIT Champions
Ranked First Nationally in Polls

— Leading Scorers —

Dan Issel (6-8 Sr. C)	33.9
Mike Pratt (6-4 Sr. F)	19.3
Tom Parker (6-6 Soph. F)	10.4
Larry Steele (6-5 Jr. F)	9.8
Terry Mills (6-2 Jr. G)	9.1

1970-71 SEASON

Won 22, Lost 6
SEC Champions (16-2) UKIT Runner-up
Ranked 8th in AP

— Leading Scorers —

Tom Parker (6-7 Jr. F)	17.6
Mike Casey (6-4 Sr. G)	17.0
Tom Payne (7-2 So. C)	16.9
Kent Hollenbeck (6-4 Jr. G)	14.0
Larry Steele (6-5 Sr. F)	13.1

1971-72 SEASON

Won 21, Lost 7
SEC Champions (14-4) UKIT Champions

— Leading Scorers —

Jim Andrews (6-11 Jr. C)	21.5
Tom Parker (6-7 Sr. F)	18.0
Ronnie Lyons (5-10 So. G)	13.2
Stan Key (6-3 Sr. G)	12.5
Larry Stamper (6-6 Jr. F)	10.3

SUCCESSOR TO A 'WHITE ELEPHANT'

Only a little more than four decades ago, the University of Kentucky provided its basketball team with its second home—a magnificent new Alumni Gymnasium seating 2,800 spectators.

A great many persons freely suggested that the arena would prove to be a "white elephant" which would never be crowded to anywhere near capacity by the sport that then was considered little more than an innocuous winter-months' pastime.

But the hardwood game blitzed the nation and Kentucky's teams forged to the national forefront in such a crowd-pleasing manner that the "huge" hall soon could not begin to accommodate the large number of fans seeking to whet their new-found interest. In fact, the situation soon developed to the point where only the student body and faculty were admitted and for several years about all that Kentuckians at large knew of their state university's famed cage teams consisted of information gleaned from the radio and newspapers.

In 1941, when Dr. H. L. Donovan became president of the University, one of his first recommendations was for a building "that will properly take care of our athletics, our health service, physical education, and recreation." From this beginning came the plan that culminated in the construction of 11,500-seat Memorial Coliseum, an unparalleled edifice costing \$3,925,000 by the time it was completed in 1950.

The huge building, which serves as a memorial to the nearly 10,000 Kentuckians who lost their lives in World War II and the Korean conflict, covers an entire city block and contains as much space as a seven-story office building. Situated along Avenue of Champions, the Coliseum is used primarily for basketball games but also serves as the site of a sellout community concert and lecture series as well as numerous physical education classes and conventions.


In sharp contrast to the early days in Alumni Gym, the present hall plays host to approximately 150,000 Kentuckians annually for appearances of the famous Wildcat cage teams alone and interest is increasing with such strides, as evidenced by sellout crowds throughout the past several seasons, that even this splendid arena has become too small.

THE NCAA IN MEMORIAL COLISEUM


University of Kentucky's spacious Memorial Coliseum has been the site of portions of the NCAA Tournament eight times since its completion in 1950. First round playoffs were staged in the UK Coliseum in 1955, 1959, 1960 and 1962 while regional tournaments were held in the building in 1957, 1958, 1965, and 1968. The Wildcats played in three regional eliminations, being eliminated by Michigan State in '57; defeating Miami (Ohio) and Notre Dame in '58 en route to their fourth and last National Championship, and dropping a one-point decision to Ohio State in 1968.



Background Briefs



Kentucky's All-SEC center, Jim Andrews, hits a last second shot as the Wildcats beat Tennessee, 72-70, last January at Memorial Coliseum.




JIM ANDREWS, 6-11 235 Senior Center
Lima, Ohio (9/1/51)

55

Described by coach Hall as potentially the best center in the country, Andrews closes out his career at UK after a bright junior season which saw him become fourth leading single season scorer at Kentucky with 602 points . . . All-NCAA Mideast Regional and All-SEC honors make him prime candidate for All-American consideration . . . Broke field goal accuracy marks set by All-American Dan Issel, hitting 57.7 in all games, 58.3 in regular season, and 59.6 in SEC . . . Scored more than 30 points in five games, and 20 in 10

games . . . Started all 28 games, averaging 21.5 points, 11.3 rebounds, and second in time played . . . Placed third with 70 assists . . . Finished second in SEC scoring and field goal accuracy, and fifth in rebounding . . . Had successful surgery on toes of both feet last April, which doctors say will add a minimum of four inches to his jumping ability . . . Led freshmen with 28.4 ppg and 13.8 reb . . . All-State and All-America at Bath High School, Lima, Ohio, holding single game records for most points (50) and rebounds (27) . . . 33 ppg and 18 rebounds a game his senior year . . . Coach John Ellis . . . Education.

Year	G	Sts.	Time	FG-FGA	Pct.	FT-FTA	Pct.	Reb-Ave	A	PF-D	Pts.	Ave	Season High
Fr.	22	22	254-458	55.5	116-156	74.4	305-13.8	64-5	624	28.4	43 Alabama H
So.	24	1	306	64-122	52.5	28-45	62.2	120- 5.0	17	36-0	156	6.5	19 Ore. St. H
Jr.	28	28	1017	236-409	57.7	130-186	69.9	315-11.3	70	84-3	602	21.5	37 Nthwstn H



JIMMY DAN CONNER, 6-4 200 Sophomore Guard-Forward
Lawrenceburg, Ky. (3/20/53)

20

A physical type player who blends talent with strength, Jimmy Dan also possesses excellent leadership qualities which he ably demonstrated as a freshman . . . Second leading freshman scorer with 19 ppg, pulled down 6.4 reb., and was runaway leader with 83 assists . . . Hit 50.6 from field . . . Great floor vision enables Conner to come up with the big play . . . Leading scorer five games, and rebounder three games, with team high 34 points against Furman . . . Kentucky's "Mr. Basketball" . . . Named to prep "Super Ten"

All-America . . . Led Anderson County to state runner-up title, averaging 24.7 ppg and 14 rebounds . . . Coach Jack Upchurch . . . Business and Economics.

Year	G	Sts.	Time	FG-FGA	Pct.	FT-FTA	Pct.	Reb-Ave	A	PF-D	Pts.	Ave	Season High
Fr.	22	21	174-344	50.6	69-96	71.9	141-6.4	83	79-3	417	19.0	34 Furman N




RICK DREWITZ, 6-7 195 Junior Center-Forward
Garden City, Mich. (3/7/52)

40

A frontline reserve at forward and center, Drewitz averaged almost 10 minutes playing time in 24 games . . . Scored season high eight points against Notre Dame and Tennessee, but big moment came in NCAA regional when he relieved injured Tom Parker against Marquette and hit three of four shots and grabbed two rebounds in a short span, to push the Cats into the lead . . . Team's second leading shooter, hitting 53.7 per cent . . . Averaged 3 ppg and 2 rebounds . . .

Maturity and experience should increase value to over-all team effort . . . Averaged 19.3 ppg and 10.8 rebounds as a frosh . . . Set 30 school records in two-year career at Garden City . . . Captain of All-State team, Sunkist Magazine All-American . . . Coach Chris Babler . . . Tele-Communications.

Year	G	Sts.	Time	FG-FGA	Pct.	FT-FTA	Pct.	Reb-Ave	A	PF-D	Pts.	Ave	Season High
Fr.	20	20	153-346	44.3	79-110	71.8	215-10.8	14	71-4	385	19.3	32 Spncrn. H
So.	24	0	233	32-58	55.2	9-17	52.9	47-2.0	6	26-0	73	3.0	8 N. Dame N Tenn. H




RAY EDELMAN, 6-2 185 Junior Guard
Ardmore, Pa. (2/14/52)

10

Although seeing little action last year, the coaching staff has definite plans for Ray this season . . . Coach Hall terms him a 110 per cent player and credits his play as a freshman a big factor in that successful season . . . Lost weight during summer and has been a leader in conditioning program . . . Possesses intelligent knowledge of the game and is a fine outside shooter . . . High game of four points against Princeton in UKIT finals . . . Second leading frosh scorer with 21.6 ppg . . . Set 49 records at Haverford High School, gaining All-State honors . . . Coach Steve Juenger . . . Business and Economics.

Year	G	Sts.	Time	FG-FGA	Pct.	FT-FTA	Pct.	Reb-Ave	A	PF-D	Pts. Ave	Season High
Fr.	20	20	170-380	44.7	92-110	83.6	107-5.4	48	57-3	432 21.6	36 LSU A
So.	13	0	56	3-9	33.3	5-10	50.0	5-0.4	4	7-0	11 0.9	4 Princeton H




MIKE FLYNN, 6-3 190 Sophomore Guard
Jeffersonville, Ind. (7/31/53)

24

From a high scoring prep player who earned Indiana's "Mr. Basketball" title, Mike negotiated the transition last year to the "complete ball player" . . . Started season with low scoring games while emerging as top frosh defensive man and playmaker . . . Picked up scoring as season progressed, leading team in four games . . . Personal high 28 points came against Cincinnati and UK Dental School . . . Third leading scorer with 15.4 ppg and fourth in rebounding with 6.5 per game . . . Second leading shooter with 51.5 per cent

FGA . . . A weight-lifting buff, has gradually built up weight without sacrificing quickness . . . Has all the moves and shots, but is generous with the ball, finishing second with 69 assists . . . Selected to prep "Super Ten" All-America . . . Scored 1,611 points in four years at Jeff . . . Averaged 28.5 ppg and 14.4 rebounds as a senior . . . Coach George Marshall . . . Lettered twice in football . . . Business Administration.

Year	G	Sts.	Time	FG-FGA	Pct.	FT-FTA	Pct.	Reb-Ave	A	PF-D	Pts. Ave	Season High
Fr.	22	22	140-272	51.5	59-79	74.8	143-6.5	69	69-3	339 15.4	28 Cincy H Dent Sch H




KEVIN GREVEY, 6-5 205 Sophomore Forward
Hamilton, Ohio (5/12/53)

35

Another blue-chip prospect from the Buckeye state, Grevey has fantastic potential which has stirred the imagination of UK basketball fans . . . While 6-5 may be considered small for a major college forward, Grevey's tremendous leaping ability, which places him well above the rim, more than makes up any height deficiency . . . Has the muscle and competitive drive to become a top-flight board man . . . An offensive player who thrives on one-on-one situations, Grevey has cat-quick inside moves and a soft southpaw

jumper from outside, which puts continuous pressure on the defense . . . Leading frosh scorer with 22.2 ppg, third in rebounding with 9.1 ave. . . Personal high 31 points against Furman and Alabama, 15 rebounds against E'town C.C. . . Should improve 47.9 FG accuracy with more disciplined varsity play . . . Led team in FT accuracy with 79.2 per cent . . . Twice All-State, prep All-America, averaged 32.5 ppg and 17.1 rebounds senior year at Taft High . . . Lettered twice in baseball, once in tennis . . . Coach Marvin McCollum . . . Business and Economics.

Year	G	Sts.	Time	FG-FGA	Pct.	FT-FTA	Pct.	Reb-Ave	A	PF-D	Pts. Ave	Season High
Fr.	21	20	174-363	47.9	118-149	79.2	192-9.1	48	75-4	466 22.2	31 Furman Alabama



BOB GUYETTE, 6-8 215 Sophomore Center-Forward
Ottawa, Ill. (8/29/53)

45

One of most consistent freshman, Bob scored in double figures 18 games, and in rebounds 12 . . . Personal high 22 points against Furman and Cincinnati, and 18 rebounds against Vanderbilt . . . Fine shooting touch for a big man, executing intelligent shot selection . . . Hit 47.1 per cent FGA . . . A complete team player, started all 22 games, averaged 14.1 ppg and 10.0 rebounds . . . Committed second fewest errors of starting five (43) . . . Slated for duty at two positions, must increase his awareness and reactions to unexpected game situations . . . Twice All-State, selected to prep "Super Ten" All-America . . . Averaged 32.0 ppg and 20.9 rebounds at Marquette High . . . High single game production of 51 points and 31 rebounds . . . Coach Robert Strickland . . . Lettered once in football, three in track, setting discus record . . . Top classroom student . . . Pre-Dentistry.

Year	G	Sts.	Time	FG-FGA	Pct.	FT-FTA	Pct.	Reb-Ave	A	PF-D	Pts. Ave	Season High
Fr.	22	22	130-276	47.1	50-74	67.6	219-10.0	23	69-2	310 14.1	22 Furman N Cincy H



JERRY HALE, 6-1 178 Sophomore Guard
New Albany, Ind. (2/20/53)

23

A sure-handed playmaker, Hale distinguished himself by tying Grevey for third with 48 assists . . . Started season with cool shooting, but pulled up to a good 48 per cent FG accuracy . . . Played in all 22 games, starting two . . . Scored season high 12 points four times, once to spark a come-from-behind victory in the last game against Tennessee to preserve an unbeaten season . . . Averaged 6.7 ppg and 2.1 rebounds . . . Prep All-State, setting 20 records at Floyd Central, leading the Highlanders to the state runner-up title . . . Averaged 23.4 ppg as senior and scored in double figures 86 of 89 career games . . . Coach Joe Hinton . . . Education.

Year	G	Sts.	Time	FG-FGA	Pct.	FT-FTA	Pct.	Reb-Ave	A	PF-D	Pts. Ave	Season High
Fr.	22	24	59-123	48.0	30-47	63.8	46-2.1	48	24-0	148 6.7	12 Dent Sch H Alabama H Auburn H Tenn. A



STEVE LOCHMUELLER, 6-7 215 Sophomore Forward
Tell City, Ind. (11/25/52)

44

A strong, rugged performer who will take the battle to the opposition, Steve played under the handicap of twice breaking his foot in pre-season workouts . . . Rounded into shape in latter part of season and showed his prep exploits were for real . . . Team's leading shooter with 51.7 FG accuracy, played in all 22 games, starting two . . . Scored single game high 20 points at Alabama, hitting nine of 12 shots and scoring eight consecutive points . . . Averaged 7.6 ppg and 6.1 rebounds . . . Grabbed 14 rebounds against UK Dental School . . . An all-round prep athlete, lettered three times each in basketball and football, and four in baseball . . . Earned All-State honors in basketball and football, regional honors in baseball . . . Set 22 records at Tell City High, averaging 24.4 ppg and 17 rebounds as a senior . . . Coach Bob Lochmueller . . . Science.

Year	G	Sts.	Time	FG-FGA	Pct.	FT-FTA	Pct.	Reb-Ave	A	PF-D	Pts. Ave	Season High
Fr.	22	2	62-120	51.7	42-66	63.6	133-6.1	13	49-1	166 7.6	20 Alabama A



RONNIE LYONS, 5-10 155 Junior Guard
Maysville, Ky. (9/30/52)

14

Capped an exciting sophomore year by gaining such superlatives as: Unanimous All-SEC Soph Team, All-SEC Second Team, Basketball Weekly All-America Sophomore Team, SEC's Best Ball-Handler, and selection to Marquette's All-Opponent team . . . A crowd favorite because of hustle and pure basketball ability, Lyons thrives on pressure-packed situations, where he pits his skill against basketball's "big men." . . . Led the Cats with 19 points to an NCAA victory over Marquette and the Warriors' vaunted press . . . Possesses un-

canny ability to make the sensational pass, particularly on fast breaks . . . Averaged 13.2 ppg, but shooting accuracy, 44.5 per cent, was not to his liking . . . Third leading SEC free throw shooter and team's best with 87.5 per cent . . . Scored in double figures 19 games, leading scorer in six . . . High game 24 points against Ole Miss . . . Missed two games with injury, sub-par in four others, started 22 . . . Kentucky's "Mr. Basketball" at Mason County High and state's leading scorer with 35.9 ppg as a senior . . . High game of 60 points . . . Prep All-American . . . Coach Jim Mitchell . . . Hit .748 as shortstop and has pitched two no-hit games . . . Physical Education.

Year	G	Sts.	Time	FG-FGA	Pct.	FT-FTA	Pct.	Reb-Ave	A	PF-D	Pts. Ave	Season High
Fr.	20	20	207-417	49.6	71-84	84.5	72-3.6	60	35-0	485 24.3	41 AAU H
So.	26	22	859	137-308	44.5	70-80	87.5	55-2.1	64	67-5	344 13.2	24 Miss. H




G. J. SMITH, 6-7 185 Sophomore Forward
London, Ky. (6/13/53)

34

The surprise player of the freshman team, G. J. wasted no time in showing his talent . . . Led team in opener against Xavier with 24 points and 22 rebounds, the latter a team single game season high . . . A fine jump-shooter, he also has a good selection of moves around the basket . . . An excellent leaper who comes off the board well, G. J. led the team in rebounding with 10.3 per game . . . Led team in scoring four games, and rebounding six . . . Fourth leading scorer with 14.6 ppg, third in FG accuracy with 50.6, and

second in FT accuracy with 76.2 . . . Committed fewest errors (38) of starting five . . . Twice All-State at Laurel County High and Hazel Green . . . Won four letters in basketball and five in baseball . . . Averaged 22 ppg and 14 rebounds as a senior . . . Coach Raymond Reed . . . Physical Education.

Year	G	Sts.	Time	FG-FGA	Pct.	FT-FTA	Pct.	Reb-Ave	A	PF-D	Pts. Ave	Season High
Fr.	22	21	137-270	50.7	48-63	76.2	227-10.3	28	29-0	322 14.6	24 Xavier H



LARRY STAMPER, 6-6 210 Senior Forward
Beattyville, Ky. (1/6/50)

22

One of three returning starters, Stamper turned in a consistent performance last season, averaging 10.3 ppg and 10.2 rebounds . . . Starting all 28 games, he finished second in rebounding and committed fewest errors (51) of starting five . . . Double figures in scoring 15 games and in rebounds 16 . . . High rebounder eight games . . . Single game highs, 20 points against Florida and 18 rebounds against Ole Miss and Florida . . . Logged 987 minutes playing time, third high on team . . . Will get stiff competition

for starting berth from upcoming frosh, but is ready for the challenge . . . Prep All-American, All-State at Lee County . . . Averaged 30 ppg and 29 rebounds as a senior . . . Coach Heber Dunaway . . . Education.

Year	G	Sts.	Time	FG-FGA	Pct.	FT-FTA	Pct.	Reb-Ave	A	PF-D	Pts. Ave	Season High
Fr.	22	21	139-290	47.9	56-97	57.7	264-12.0	80-7	334 15.2	26 Dayton H
So.	20	4	212	31-65	47.7	9-16	56.3	55-2.8	7	22-1	71 3.6	10 De Paul H
Jr.	28	28	987	104-245	42.5	80-126	63.5	286-10.2	38	86-5	288 10.3	20 Florida H

IN RECOGNITION OF OUTSTANDING ACHIEVEMENTS IN THE
FIELD OF ATHLETIC ENDEAVOR, THE UNIVERSITY OF KENTUCKY
ATHLETICS ASSOCIATION HAS RETIRED THE JERSIES OF THE
FOLLOWING FORMER WILDCAT BASKETBALL PLAYERS

"THE FABULOUS FIVE" 1948
NATIONAL CHAMPIONS - OLYMPIC GOLD MEDALISTS



12 RALPH BEARD
1946-47-48-49



15 ALEX GROZA
1945-47-48-49



22 CLIFF BARKER
1947-48-49



26 KENNETH ROLLINS
1943-47-48



27 WALLACE JONES
1946-47-48-49

UNDEFEATED NATIONAL CHAMPIONS 1954



6 CLIFF HAGAN
1951-52-54



16 LOU TSIOROPOULOS
1951-52-54



20 GAYLE ROSE
1952-54-55



22 JERRY BIRD
1954-55-56



30 FRANK RAMSEY
1951-52-54




42 BILLY EVANS
1952-54-55



44 PHIL GRAWEMEYER
1954-55-56

This handsome plaque is on display in the east concourse trophy case of Memorial Coliseum.



1972-73 WILDCATS—Front Row, Left to Right, Freshmen: Jeff Ray, David Miller, Roger Wood, Marc Moseley, Reggie Warford. Second Row, Asst. Mgr's David Lee, Phil Latham, Head Coach Joe B. Hall, Ronnie Lyons, Mike Flynn, Jimmy Dan Conner, Ray Edelman, Jerry Hale, Asst. Coach Dick Parsons, Asst. Mgr's Don Adkins and Tom Smith. Third Row, Grad. Asst. Kenny Trivette, Asst. Coach Boyd Grant, Larry Stamper, Kevin Grevey, Bob Guyette, Jim Andrews, Rick Drewitz, Dan Perry (withdrawn from squad), Steve Lochmueller, G. J. Smith, Mgr. Glenn Sims, Grad. Asst. Jim Hatfield, Trainer Walt McCombs.

SEASON RECORD — 1971-72

ALL GAMES: WON 21, LOST 7 — SEC ONLY: WON 14, LOST 4

Date	Opponent	Site	UK	Opp.	Crowd
Dec. 1	Northwestern	(H)	94	85	12,336
Dec. 4	Kansas	(A)	79	69	16,700
Dec. 6	Kansas State	(A)	71	64	11,250
Dec. 11	Indiana	(N)	89	90**	17,269
Dec. 13	Michigan State	(H)	85	91	10,459
Dec. 17	Missouri	(UKIT)	83	79	11,132
Dec. 18	Princeton	(UKIT)	96	82	11,205
Dec. 28	Notre Dame	(N)	83	67	17,269
Jan. 8	Mississippi	(H)	93	82	11,534
Jan. 10	Mississippi State	(H)	104	76	11,632
Jan. 15	Florida	(A)	70	72	7,020
Jan. 17	Georgia	(A)	73	85	8,345
Jan. 22	Tennessee	(H)	72	70	10,028
Jan. 24	Vanderbilt	(H)	106	80	12,632
Jan. 29	Louisiana State	(H)	89	71	11,644
Jan. 31	Alabama	(H)	77	74	11,647
Feb. 5	Vanderbilt	(A)	85	80*	15,581
Feb. 7	Auburn	(A)	78	72	6,788
Feb. 12	Mississippi	(A)	90	82	8,200
Feb. 14	Mississippi State	(A)	63	55	5,000
Feb. 19	Florida	(H)	95	68	11,960
Feb. 21	Georgia	(H)	87	63	11,853
Feb. 26	Louisiana State	(A)	71	88	7,225
Feb. 28	Alabama	(A)	70	73	15,043
Mar. 6	Auburn	(H)	102	67	12,229
Mar. 9	Tennessee	(A)	67	66	12,700
Mar. 16	Marquette	(NCAA)	85	69	13,458
Mar. 18	Florida State	(NCAA)	54	73	13,458

Home Attendance—150,291

325,597

N—Freedom Hall, Louisville

* One Overtime

** Two Overtimes

ORIGIN OF "WILDCATS" NICKNAME

Kentucky's athletic teams are known to sports fans as the Wildcats. This first and only nickname borne by University varsities had its origin in 1909 in a speech made by Commandant Corbusier, then head of the military department of old State College. Speaking to a chapel audience of students on the showing of the Kentucky football team in defeating Illinois six to two, the Commandant declared "they fought like Wildcats." The tag was popularized by word of mouth and by the press with the result that it has since become synonymous with all major Kentucky athletic teams.

John Mauer, University of Kentucky basketball coach during the 1927-28, 1928-29, and 1929-30 seasons, played halfback at the University of Illinois in the same backfield with the immortal Red Grange and was a teammate of All-American guard Bernie E. Shively, who later became UK's athletic director. In basketball, Mauer was an All-Western Conference forward two years and captain of the Illinois team his senior year.

George Buchheit, who coached the Wildcats five seasons, from 1919 to 1924, was an All-Western end and star of the basketball and track teams at the University of Illinois.

1972-73 KENTUCKY VARSITY BASKETBALL ROSTER

No.*	Name	Pos.	Class	Ht.	Wt.	Age	Exp.	Hometown
10	Ray Edelman	G	Jr.	6-2	185	20	1L	Ardmore, Pa.
14	Ronnie Lyons	G	Jr.	5-10	160	20	1L	Maysville, Ky.
20	Jimmy Dan Conner	G-F	Soph.	6-4	200	19	Fr.	Lawrenceburg, Ky.
22	Larry Stamper	F	Sr.	6-6	210	22	2L	Beattyville, Ky.
23	Jerry Hale	F	Soph.	6-1	178	19	Fr.	New Albany, Ind.
24	Mike Flynn	G	Soph.	6-3	195	19	Fr.	Jeffersonville, Ind.
34	G. J. Smith	F	Soph.	6-7	183	19	Fr.	London, Ky.
35	Kevin Grevey	F	Soph.	6-5	205	19	Fr.	Hamilton, Ohio
40	Rick Drewitz	C-F	Jr.	6-7	195	20	1L	Garden City, Mich.
44	Steve Lochmueller	C-F	Soph.	6-7	219	19	Fr.	Tell City, Ind.
45	Bob Guyette	C-F	Soph.	6-8	215	19	Fr.	Ottawa, Ill.
55	Jim Andrews	C	Sr.	6-11	232	21	2L	Charleston, W. Va.

* Same Numbers on both home (white) and road (blue) uniforms.

HEAD COACH—Joe B. Hall (First Year at Kentucky)

ASSISTANT COACHES—Dick Parsons and Boyd Grant

TRAINER—Walt McCombs

STUDENT MANAGER—Glenn Sims

SQUAD STRENGTH—12

LETTERMAN LOST—5

LETTERMEN RETURNING—5

Seniors—2

Sophomores—7

From Kentucky—4

From 6 Other States—8

Juniors—3

UK FRESHMAN BASKETBALL ROSTER — 1972-73

(Kittens)

No.*	Name	Pos.	Ht.	Wt.	Age	Hometown	High School
13	Reggie Warford	G	6-1	170	18	Drakesboro, Ky.	Drakesboro
21	David Miller	F	6-6	195	18	Carrollton, Ky.	Carroll County
25	Jeff Ray	F	6-5	175	18	Lexington, Ky.	Lexington Catholic
30	Marc Moseley	G	6-5	190	18	Atlanta, Ga.	Riverside Mil. Acad.
54	Roger Wood	C	6-11	210	18	Buffalo Grove, Ill.	Wheeling

* Same numbers on both home (white) and road (blue) uniforms.

COACH—Dick Parsons

1971-72 KENTUCKY VARSITY BASKETBALL STATISTICS (28 Games) — FINAL

NAME—POS.	G	MIN.	FG-FGA	PCT.	FT-FTA	PCT.	REB.-AVG.	A	PF-DQ	PTS.	AVG.	ERS.
ANDREWS, F	28	1017	236-409	57.7	130-186	69.9	315-11.3	70	84-3	602	21.5	75
PARKER, F	27	1023	203-429	47.3	80-101	79.2	270-10.0	80	60-0	486	18.0	54
KEY, G	28	966	135-269	50.2	80-96	83.3	66- 2.3	89	82-4	350	12.5	71
LYONS, R., G	26	859	137-308	44.5	70- 80	87.5	55- 2.1	64	67-5	344	13.2	76
STAMPER, F	28	987	104-245	42.5	80-126	63.5	286-10.2	38	86-5	288	10.3	51
McCOWAN, G	26	390	42- 95	44.2	15- 22	68.2	38- 1.5	34	48-3	99	3.8	35
DREWITZ, F-C	24	233	32- 58	55.2	9- 17	52.9	47- 2.0	6	26-0	73	3.0	21
HOLLENBECK, G*	5	34	11- 16	68.8	5- 8	62.5	3- 0.6	3	5-0	27	5.4	7
EDELMAN, G	13	56	3- 9	33.3	5- 10	50.0	5- 0.4	4	7-0	11	0.9	7
PERRY, F	10	53	3- 13	23.1	2- 2	100.0	8- 0.8	1	7-0	8	0.8	1
MILLER, G	1	2	1- 1	100.0	0- 0	0- 0.0	0	0-0	2	2.0	0
SMITH, F	2	3	1- 1	100.0	0- 0	0- 0.0	1	2-0	2	1.0	0
CHILES, G	1	2	0- 0	0- 0	0- 0.0	0	0-0	0	0
STEPHENS, F#	6	27	4- 6	66.7	3- 6	50.0	9- 1.5	0	2-0	11	1.8	1
BISHOP, G#	5	21	4- 7	57.1	0- 1	3- 0.6	2	2-0	8	1.6	3
LYONS, W., F**	1	3	0- 0	0- 0	2- 2.0	0	3-0	0	0
TEAM REBOUNDS												
KENTUCKY TOTALS	28		916-1866	49.1	479-655	73.1	1214-43.4	392	481-20	2311	82.5	402
OPPONENT TOTALS	28		839-1883	44.6	415-630	65.9	1171-41.8	275	505-15	2093	74.8	438

* Out for season with broken foot
 ** Withdrawn from school
 # Withdrawn from squad

INDIVIDUAL SINGLE GAME HIGHS

Player	Opponent	Date	Record
Points Scored	Northwestern	12- 1-71	37 (FG 14, FT 9)
Field Goals Scored	Northwestern	12- 1-71	14 (FGA 18)
Field Goals Attempted	Vanderbilt	1-24-72	14 (FGA 17)
Free Throws Scored	Georgia	2-21-72	14 (FGA 18)
Free Throws Attempted	Georgia	1-17-72	28 (FGM 11)
Rebounds	Mississippi State	1-10-72	14 (FTA 20)
	Mississippi State	1-10-72	20 (FTM 14)
	Mississippi State	1-10-72	19 (Team 57)

GAME-BY-GAME WILDCAT SCORING — 1971-72

ANDREWS, C	37	26	14	22	34	14	8	9	34	27	10	19	16	25	21	15	32	28	23	18	20	17	17	602
PARKER, F	15	16	13	17	21	18	22	13	17	18	22	19	15	17	6	25	18	15	20	29	12	12	10	486
KEY, G	20	13	10	18	12	8	12	7	9	15	22	7	6	18	12	16	14	9	9	23	13	14	3	350
LYONS, R., G	11	12	21	19	16	11	11	17	9	11	4	23	22	16	12	20	15	5	4	10	13	19	10	344
STAMPER, F	5	8	7	15	16	6	2	12	12	8	12	14	17	12	10	20	15	4	3	10	9	17	8	288
McCOWAN, G	3	2	2	1	0	0	2	6	2	8	2	4	2	0	2	9	8	4	10	4	2	0	5	99
DREWITZ, F-C	2	2	0	0	3	2	4	8	2	6	4	2	2	0	0	4	2	6	1	2	2	6	1	73
HOLLENBECK, G	x	x	x	x	x	x	x	0	6	2	10	x	x	x	x	x	x	x	x	x	x	x	x	27
EDELMAN, G	1	0	0	0	0	0	0	0	2	0	0	0	0	0	0	0	0	0	0	0	0	0	0	11
PERRY, F	0	4	0	2	0	0	0	0	0	0	0	0	0	0	0	0	0	0	0	0	0	0	0	8
MILLER, G	0	0	0	0	0	0	0	0	0	0	0	0	0	0	0	0	0	0	0	0	0	0	0	2
SMITH, F	0	0	0	0	0	0	0	0	0	0	0	0	0	0	0	0	0	0	0	0	0	0	0	2
CHILES, G	0	0	0	0	0	0	0	0	0	0	0	0	0	0	0	0	0	0	0	0	0	0	0	0
STEPHENS, F	0	0	0	0	5	0	0	0	2	2	0	0	0	0	0	2	0	0	0	0	0	0	0	11
BISHOP, G	0	0	0	0	0	0	0	0	6	0	0	0	0	0	0	2	0	0	0	0	0	0	0	8
LYONS, W., F	0	0	0	0	0	0	0	0	0	0	0	0	0	0	0	0	0	0	0	0	0	0	0	0
KENTUCKY	94	79	71	89	85	83	96	83	106	89	77	85	78	90	63	95	87	71	70	102	67	85	54	2311
OPPONENTS	85	69	64	90	91	79	82	67	80	71	74	80	72	82	55	68	63	88	73	67	66	69	73	2093

GAME-BY-GAME WILDCAT REBOUNDING — 1971-72

ANDREWS, C	13	16	14	13	15	11	15	9	10	19	8	8	3	9	13	8	14	14	13	15	12	12	6	8	16	11	315
STAMPER, F	8	8	14	10	16	5	9	14	18	12	15	5	11	11	11	11	5	5	18	7	11	6	13	14	11	9	286
PARKER, F	11	15	10	10	...	6	10	16	8	17	5	10	17	11	6	14	9	10	10	5	11	8	11	7	9	6	270
KEY, G	3	1	5	2	2	1	2	4	4	1	2	3	1	2	3	3	2	2	2	1	1	1	3	3	5	1	66
LYONS, R., G	3	3	5	2	4	0	3	3	1	2	1	1	3	1	3	4	1	0	3	...	0	0	2	3	1	2	55
DREWITZ, F-C	3	5	0	0	2	0	1	2	5	2	1	5	1	3	...	1	0	0	3	...	1	2	1	...	2	0	47
MCCOWAN, G	1	1	3	0	0	1	1	6	1	1	1	0	1	3	...	0	0	0	2	...	5	1	2	...	0	2	38
PERRY, F	0	4	1	...	1	0	...	0	3	0	0	0	8
EDELMAN, G	0	0	...	0	...	0	1	1	...	0	1	...	0	...	2	5
HOLLENBECK, G	0	0	0	3
MILLER, G	0
SMITH, F	0	0
CHILES, G	0
STEPHENS, F	2	...	0	2	9
BISHOP, G	0	...	0	3
LYONS, W., F	2	2
Team	3	4	4	3	4	4	4	11	6	3	5	4	2	1	6	7	5	3	3	2	2	4	3	7	2	...	107
KENTUCKY	47	53	55	44	44	28	43	68	53	57	38	31	40	40	43	45	37	55	33	43	34	34	43	42	46	33	1214
OPPONENTS	48	45	52	59	47	33	34	56	45	35	38	37	48	48	37	35	37	40	30	41	45	45	42	30	37	42	1171

Florida State (NCAA)

Marquette (NCAA)

Tennessee (A)

Auburn (H)

Alabama (A)

Louisiana State (A)

Georgia (H)

Florida (H)

Mississippi State (A)

Mississippi (A)

Auburn (A)

Vanderbilt (A)

Alabama (H)

Louisiana State (H)

Vanderbilt (H)

Tennessee (H)

Georgia (A)

Florida (A)

Mississippi State (H)

Mississippi (H)

Notre Dame (N)

Princeton (UKIT)

Missouri (UKIT)

Michigan State (H)

Indiana (N)

Kansas State (A)

Kansas (A)

Northwestern (H)

TOTALS

1971-72 TIME PLAYED AND HIGH GAME POINTS-REBOUNDS

(Losses in Bold Face)

Player—Pos.	Games	Appox. Minutes	Total Points	High Points	Total Rebounds	High Rebounds
Andrews, c	28	1017	602	37 Northwestern (H)	315	19 Miss. State (A)
Chiles, g	1	1	0	0
Drewitz, f-c	24	233	73	8 Notre Dame (N) Tennessee (H)	47	5 Kansas State (A) Mississippi (H) Georgia (A)
Edelman, g	13	56	11	4 Princeton (UKIT)	5	2 Auburn (H)
Hollenbeck, g	5	34	27	10 Alabama (H)	3	2 Vanderbilt (H)
Key, g	28	966	350	23 Auburn (H)	66	5 Kansas State (A) Marquette (NCAA)
Lyons, R., g	26	859	344	24 Mississippi (H)	55	5 Kansas State (A)
McCowan, g	26	390	99	15 Missouri (UKIT)	38	6 Notre Dame (N)
Miller, g	1	2	2	2 Auburn (H)	0
Parker, f	27	1023	486	30 Notre Dame (N)	270	17 Miss. State (H) Alabama (H)
Perry, f	10	53	8	4 Kansas State (A)	8	4 Kansas State (A)
Smith, f	2	3	2	2 Auburn (H)	0
Stamper, f	28	987	288	20 Florida (H)	286	18 Mississippi (H) Florida (H)

STARTING COMBOS — 1970-71

Parker-Stamper-Andrews-Lyons-Key (Won 17, Lost 4)


Stamper-Perry-Andrews-Lyons-Key (Won 0, Lost 1)

Parker, Stamper-Andrews-McCowan-Key (Won 3, Lost 1)

Members of the first University of Kentucky basketball team (1903) chipped in a total of \$3 and purchased their own ball. They also bought their own shoes and uniforms. Walter H. Mustaine, new director of the Department of Physical Culture at the University, threw out the ball, told the boys to elect a captain and start playing. They played their first game Feb. 6, 1903, losing to Georgetown, 15-6, in Lexington.

Early basketball games at the University of Kentucky, then known as State College, were played on the gym floor in Barker Hall, which, in 1903, was a new three-story structure with broad lower wings on each side. The south wing housed what since has become known as Buell Armory, where the cadets drilled on a dirt floor. In the other wing was a shiny new gymnasium, described as "a splendid room with a ground floor, an elevated running track and all the apparatus necessary for complete gymnastic training."

SCHOLARSHIP FRESHMEN




DAVID MILLER—6-6, 190 Forward—Carrollton, Ky. (2/27/54)—High School coach Bill Fultz . . . Led Carroll County to 8th Region championship . . . Averaged 25.7 ppg and 18 rebounds, hitting 57 per cent FGA and 80 per cent FTA . . . All-State, All-Ashland Tournament two years, All-NCKC three years . . . Played in Kentucky-Indiana All-Star game and led West All-Stars with 23 points in Kentucky's All-Star game . . . Lettered three times in basketball and once in football . . . Basketball captain in '71-72 . . . Member of Key Club and FCA . . . Physical Education.



MARC MOSELEY—6-5, 190 Guard-Forward—Atlanta, Ga. (7/14/54)—High School coach Col. Richard Nichols . . . Played three years at North Springs High in Atlanta and last year at Riverside Military Academy, Gainesville, Ga., which plays both in Georgia and South Florida . . . Played forward-center at North Springs, leading team to District and Regional championships and fourth ranking in state . . . Three-year record at North Springs was 40-16 . . . Played guard at Riverside, leading them to 23-3 record . . . Averaged 23 ppg and 18 rebounds, gaining team MVP, rebounding and scoring honors . . . Player of Week in Miami area . . . Lettered in baseball . . . His father, Tom, lettered at UK in 1944 . . . Pre-Law.



JEFF RAY—6-5, 175 Forward—Lexington, Ky. (10/2/54)—High School coach Tommy Starns . . . Developed a late interest in basketball but improved rapidly as a high school senior . . . Played one year Jayvee ball before starting at center his senior year . . . Averaged 18 ppg and 12 rebounds . . . Won team rebounding and most improved player awards . . . Honorable mention All-State . . . Staff feels he has potential to become a topflight player with more experience . . . Son of UK football coach John Ray . . . Pre-Law.



REGGIE WARFORD—6-1, 165 Guard—Drakesboro, Ky. (9/15/54)—High School coach Robie Harper . . . Led Drakesboro to a three-year 73-24 record . . . Scored 1,940 career points, averaging 20.0 ppg and 6.3 rebounds . . . Averaged 25.2 ppg and 10.4 rebounds as a senior . . . Three-time All-District, twice All-Regional . . . '72 10th District MVP, second-team All-State . . . Led team to finals of Regional, losing to state champion Owensboro . . . Averaged 4.7 career assists . . . Earned four letters in baseball . . . Captain of '72 basketball team . . . Played in Kentucky East-West All-Star game . . . Member of Beta Club and National Honor Society . . . History.



ROGER WOOD—6-11, 210 Center—Buffalo Grove, Ill. (8/5/54)—High School coach Ted Ecker . . . Set seven records at Wheeling High, scoring 1,398 career points . . . Led the Wildcats to '71 regional championship . . . Averaged 23.5 ppg and 15 rebounds as a senior . . . Blocked 250 shots in 66 games, almost 4 per game . . . High single game 38 points . . . Three-year career average 20.3 ppg . . . Team MVP twice, All-Area twice, Mid-Suburban All-Conference three years, Centralia All-Tournament, '72 Chicago All-Star team, All-State . . . Pre-Dentistry.

JUNIOR VARSITY SCHEDULE

1972

Dec. 4	Somerset Community College	Home
Dec. 9	Indiana	Away
Dec. 11	U.K. Dental School (Freedom Hall, Louisville)	Neutral

1973

Jan. 13	Florida	Home
Jan. 15	Georgia	Home
Jan. 20	Tennessee	Away
Jan. 22	Vanderbilt	Away
Feb. 3	Vanderbilt	Home
Feb. 5	Auburn	Home
Feb. 10	U.K. Dental School	Home
Feb. 12	Marathon AAU	Home
Feb. 17	Florida	Away
Feb. 19	Georgia	Away
Feb. 24	Sullivan Business College	Home
Feb. 26	Alabama	Home
Mar. 3	Auburn	Away
Mar. 8	Tennessee	Home

1971-72 KITTENS' SEASON RECORD

All Games—Won 22, Lost 0; SEC: Won 12, Lost 0

			KY	OPP
Dec. 1	Xavier	(H)	110	41
Dec. 3	Furman	(N)	132	73
Dec. 11	Indiana	(N)	78	54
Dec. 13	Elizabethtown CC	(H)	121	77
Dec. 28	Marathon AAU	(N)	101	80
Jan. 3	Xavier	(A)	96	67
Jan. 8	UK Dental School	(H)	98	83
Jan. 10	Cincinnati	(H)	127	57
Jan. 12	Miami (Ohio)	(A)	71	65
Jan. 15	Florida	(A)	80	78
Jan. 17	Georgia	(A)	92	77
Jan. 21	Tennessee	(H)	95	57
Jan. 24	Vanderbilt	(H)	97	56
Jan. 29	UK Dental School	(H)	116	76
Jan. 31	Alabama	(H)	111	67
Feb. 4	Vanderbilt	(A)	96	52
Feb. 7	Auburn	(A)	87	70
Feb. 19	Florida	(H)	108	64
Feb. 21	Georgia	(H)	92	61
Feb. 28	Alabama	(A)	119	91
Mar. 6	Auburn	(H)	107	74
Mar. 9	Tennessee	(A)	74	67



1971-72 Kittens are (Front Row, Left to Right) Jerry Hale, Jimmy Dan Conner, Mike Flynn, (Back Row) Assistant Coach Dick Parsons, Steve Lochmueller, Bob Guyette, G. J. Smith, Kevin Grevey and Coach Joe B. Hall.

1971-72 Kittens Proclaimed No. 1 In Nation

The July issue of Basketball News selected the University of Kentucky's 1971-72 undefeated freshman basketball team as the nation's No. 1 freshman team.

The Kittens, who overpowered 22 opponents with balanced scoring for a 32.8 average victory margin, were selected over Southern California (17-1), Michigan (12-0), Jacksonville (23-2), and North Carolina State (15-1).

The News, basketball's oldest year-around magazine, stated that when Kentucky signed four members of the 1971 Basketball News 40-man high school All-America squad, it was expected that the Kittens would be a fantastic team. They rolled up a perfect 22-0 season and gained The Basketball News' vote as the No. 1 frosh team in the country.

Maryland won the accolade in 1970-71, while UCLA won the year before.

A further indication of the successful frosh campaign was the fact that the 22 wins posted by Kentucky were the most in recent years for a freshman team. The News' research on freshman teams does not extend prior to the 1961 season.

Coach Hall, extremely pleased for the team members who worked hard for the honor, said, "We are certainly happy to receive this honor from such a fine publication as Basketball News."

1971-72 KENTUCKY FRESHMAN BASKETBALL STATISTICS — 22 Games

PLAYER	G	FG-FGA	PCT.	FT-FTA	PCT.	REB-AVG.	A	PF-D	PTS.	AVG.	ERS.
GREVEY, F	21	174-363	47.9	118-149	79.2	192- 9.1	48	75.4	466	22.2	64
CONNER, G-F	22	174-344	50.6	69- 96	71.9	141- 6.4	83	79-3	417	19.0	68
FLYNN, G	22	140-272	51.5	59- 79	74.8	143- 6.5	69	69-3	339	15.4	61
SMITH, F	22	137-270	50.7	48- 63	76.2	227-10.3	28	29-0	322	14.6	38
GUYETTE, C	22	130-276	47.1	50- 74	67.6	219-10.0	23	69-2	310	14.1	43
LOCHMUELLER, F	22	62-120	51.7	42- 66	63.6	133- 6.1	13	49-1	166	7.6	31
HALE, G	22	59-123	48.0	30- 37	63.8	46 -2.1	48	24-0	148	6.7	27
DUFF, G	15	4- 17	23.5	6- 15	40.0	8- 0.5	0	8-0	14	0.9	5
HYDE, F	15	5- 11	45.5	2- 3	66.7	7- 0.7	0	5-0	12	0.8	3
BASS, G	17	2- 6	33.3	3- 5	60.0	12- 0.7	10	4-0	7	0.4	10
TAYLOR, F	15	2- 10	20.0	1- 2	50.0	8- 0.5	1	4-0	5	0.3	2
THOMAS, F	7	1- 4	25.0	0- 0	6- 0.9	1	4-0	2	0.3	3
TEAM REBOUNDS						76					
KENTUCKY TOTALS	22	890-1816	49.0	428-599	71.5	1218-55.4	324	419-13	2208	100.4	355
OPPONENT TOTALS	22	564-1378	40.9	359-572	62.8	906-41.2	162	346-23	1487	67.6	593


INDIVIDUAL SINGLE GAME HIGHS

Player	Opponent	Date	Record
Points Scored	Furman	12- 3-71	34 (FG 13, FT 8)
Field Goals Scored	Furman	12- 3-71	13 (FGA 21)
Field Goals Attempted	Xavier	1- 3-72	32 (FGM 14)
Free Throws Scored	Alabama	1-31-72	9 (FTA 11)
Free Throws Attempted	Indiana	12-11-71	11 (FTM 7)
Rebounds	Marathon	12-28-71	11 (FTM 7)
	Alabama	1-31-71	11 (FTM 9)
	Xavier	12- 1-71	22 (Team 69)

KENTUCKY FROSH RECORD

Year	Won	Lost	PF	PA	Coach
1923	11	0	357	162	S. A. Boles
1924	7	3	265	193	L. S. Burnham
1925	11	0	417	185	Ray Eklund
1926		(Record Unknown)			S. A. Boles
1927	19	0	822	413	J. R. McFarland
1928	7	1	222	110	Fred Major
1929	9	1	260	193	M. E. Potter
1930	8	0	250	143	M. E. Potter
1931	4	2	178	116	(Unknown)
1932	10	0	463	175	Elmer Gilb
1933	8	1	408	204	J. R. Campbell and Len Miller
1934	16	0	809	340	Len Miller
1935 (Incomplete)	11	1	397	232	Paul McBrayer
1936	11	1	392	263	Paul McBrayer
1937	7	2	321	201	Paul McBrayer
1938	8	2	399	286	Paul McBrayer
1939	9	1	433	293	Paul McBrayer
1940 (Incomplete)	16	0	504	283	Paul McBrayer
1941		(No Team)			
1942	2	2	185	163	Paul McBrayer
1943-1948		(No Schedule Played)			
1949	15	0	1203	673	Harry Lancaster
1950	15	1	1269	767	Harry Lancaster
1951	13	0	1112	620	Harry Lancaster
1952-1953		(No Team)			
1954	6	0	646	391	Harry Lancaster
1955	9	4	1156	832	Harry Lancaster
1956	4	4	680	562	Harry Lancaster
1957	7	0	612	431	Harry Lancaster
1958	16	1	1658	1125	Harry Lancaster
1959	6	3	773	617	Harry Lancaster
1960	9	5	1129	967	Harry Lancaster
1961	13	5	1579	1358	Harry Lancaster
1962	13	5	1647	1223	Harry Lancaster
1963	14	3	1437	1053	Harry Lancaster
1964	13	3	1600	1305	Harry Lancaster
1965	17	2	1741	1268	Harry Lancaster
1966	5	10	1165	1227	Harry Lancaster
1967	18	2	1977	1531	Harry Lancaster
1968	11	9	1838	1667	Harry Lancaster
1969	18	4	1984	1650	Harry Lancaster and Joe Hall
1970	16	6	1975	1782	Joe Hall
1971	12	8	1728	1640	Joe Hall
1972	22	0	2208	1487	Joe Hall

Scouting Reports



1st Game—MICHIGAN STATE at East Lansing—Saturday, Dec. 2

Site—Jenison Field House (12,500)
Location—East Lansing, Mich.
Enrollment—41,649
Conference—Big Ten
Nickname—Spartans
Colors—Green and White
Athletic Director—Burt Smith
Publicist—Fred W. Stabley
1971-72 Record—Won 13, Lost 11
(Conf. Finish—3-way tie for 5th)

Tipoff—4:00 p.m. EST
Series—UK leads 8-6 since '35
Last Game—91-85 MS (H) in '71
Biggest Win Margin—
UK 50 (86-36) in '47
MS 16 (66-50) in '45
Records at Site—
UK 2-1 (Last win in '47)
MS 1-2 (Last win in '45)

COACH—Gus Ganakas (3 Years at MS—Won 32, Lost 40—Pct. 44.4)
Offense—Fast break & ball control Defense—Variations of man-to-man & zone press
Chief Losses—Pat Miller (F) 9.2; Ron Gutkowski (F) 3.3
Top Returnees—Mike Robinson (5-11 G) 24.7; Bill Kilgore (6-7 C) 14.8; Allen Smith
(6-7 F) 9.0; Brian Breslin (6-5 F) 7.9; Gary Ganakas (5-5 G) 4.8
Best Newcomers—Lindsay Hairston (6-8 C) 29.9; William Glover (6-2 G) 21.2; Lovelle
Rivers (6-5 F) 12.0

OUTLOOK: With eight returning lettermen, including starters Breslin, Ganakas, Kilgore and Robinson, plus a super-soph in Hairston, things should be looking up for the Spartans. Not necessarily so, contends Coach Ganakas, who said, "All the teams that finished ahead of us in the league also have lost little or nothing." Even so, State will be talent and depth rich, and, in Robinson, has the Big Ten scoring leader with 27.2 ppg in 14 conference games, the first soph to win the crown since Purdue's Rick Mount. Ganakas feels the key to success is the quality and consistency of play from Kilgore, who led the team with 11.1 rebounds per game, and the degree in which Hairston adjusts to the new level of play. Another soph, Glover, is given a good shot at becoming a regular after exhibiting outstanding playmaking qualities on last year's frosh team.

2nd Game—IOWA at Lexington—Monday, Dec. 4

Site—Memorial Coliseum (11,500)
Location—Iowa City, Iowa
Enrollment—20,500
Conference—Big Ten
Nickname—Hawkeyes
Colors—Old Gold and Black
Athletic Director—Chalmers "Bump" Elliott
Publicist—George Wine
1971-72 Record—Won 11, Lost 13
(Conf. Finish—Tie for 8th)

Tipoff—8:00 p.m. EST
Series—UK leads 2-1 since '56
Last Game—85-77 UK (H) in '64
Biggest Win Margin—
UK 25 (94-69) in '62
UI 12 (89-77) in '56
Records at Site—
UK 2-0 (Last Win in '64)
UI 0-2

COACH—Dick Schultz (2 Years at Iowa—Won 20, Lost 28—Pct. 41.7)
Offense—Pattern Defense—Man-to-Man
Chief Losses—Gary Lusk (G) 8.7
Top Returnees—Kevin Kunnert (7-0 C) 18.2; Rick Williams (6-3 G) 19.5; Neil
Fegebank (6-7 F) 9.5; Jim Collins (6-9 F) 9.0
Best Newcomers—Mike Gatens (6-8 F) Fr.; Larry Moore (5-11 G) Fr.

OUTLOOK: Coach Dick Schultz, starting his third season, can look forward to the return of the top four scorers from a team that finished 11-13 and eighth in the Big Ten. The Hawkeyes have some bright spots in Kunnert, the Big Ten's top rebounder with 15.9, and Collins, the top shooter, 56.5 per cent. In addition, Iowa was No. 1 in field goals, No. 2 in free throws, rebounding and total offense. Schultz thinks maturity should solve last year's defensive lapses which caused the Hawkeyes to lose eight games by five points or less. Iowa should be a hot-shooting team, with Williams, Kunnert and Fegebank hitting better than 50 per cent from the field.

3rd Game—INDIANA at Bloomington—Saturday, Dec. 9

Site—Assembly Hall (16,668)

Location—Bloomington, Ind.

Enrollment—30,667

Conference—Big Ten

Nickname—Hoosiers

Colors—Cream and Crimson

Athletic Director—J. W. (Bill) Orwig

Publicist—Tom Miller

1971-72 Record—Won 17, Lost 8

(Conf. Finish—Tie for 3rd)

COACH—Bob Knight (1 Year at Indiana—Won 17, Lost 8—Pct. 68.0)

Offense—2-3 Double Post

Defense—Man-to-Man

Chief Losses—Joby Wright (F) 19.9; Dave Shepherd (G) 5.8; Rick Ford (F) 1.9

Top Returnees—Steve Downing (6-8 C) 17.5; John Ritter (6-5½ F) 14.0; Frank Wilson (6-3 G) 7.4; Bootsie White (5-8 G) 6.6

OUTLOOK: With four starters back, Indiana's prospects are rated strong, particularly since the knee operation to 6-8 Steve Downing, who had a tremendous season on a torn cartilage, appears to be a complete success. A healthy Downing is a must; at full strength, there is no limit to his potential. Starters John Ritter, Frank Wilson and Bootsie White return but the vacancy left by 6-8 Joby Wright will take some filling. Sophomore Steve Green, 6-7, could figure there, and one or two freshmen might make a run for a starting spot. Coach Knight, his system well installed after a year, is looking for better outside shooting to compensate for loss of Wright's strong inside game.

Tipoff—4:00 p.m. EST

Series—IU leads 7-5 since '24

Last Game—90-89 (2 OT) IU (N) in '70

Biggest Win Margin—

UK 35 (91-56) in '65

IU 19 (38-19) in '26

19 (48-29) in '28

Records at Site—

No Games Played Previously

4th Game—NORTH CAROLINA at Louisville—Monday, Dec. 11

Site—Freedom Hall (18,500)

Location—Chapel Hill, N. C.

Enrollment—19,100

Conference—Atlantic Coast

Nickname—Tar Heels

Colors—Carolina Blue and White

Athletic Director—Homer Rice

Publicist—Jack Williams

1971-72 Record—Won 29, Lost 5

(Conf. Finish—First)

COACH—Dean Smith (11 Years at North Carolina—Won 220, Lost 82—Pct. 72.9)

Offense—Fast Break

Defense—Pressure Man-to-Man

Chief Losses—Robert McAdoo (C) 19.5; Dennis Wuycik (F) 18.0; Bill Chamberlain (F) 10.9

Top Returnees—George Karl (6-2 G) 11.7; Bobby Jones (6-8 C) 10.2; Donn Johnston 6-8 F) 2.5

Best Newcomers—Ed Stahl (6-10 C) 18.1; Donald Washington (6-7 F) 21.1; Ray Harrison (6-2 G) 13.2

OUTLOOK: With the loss of seven players off last year's ACC champions, the Tar Heels face a tremendous challenge this season. Gone are three players who earned All-America honors—McAdoo, Wuycik and Chamberlain—and three-year starter Steve Previs. However, Coach Smith feels his team will again be competitive in the tough ACC. Heading the returnees is playmaking guard George Karl. Also back is Bobby Jones, a reserve last year who made the U.S. Olympic Basketball Team this summer. Other lettermen are Johnston, guard Ray Hite, forward John O'Donnell and guard Darrell Elston. Up from the frosh team are front court men Ed Stahl and Donald Washington and guards Ray Harrison and Brad Hoffman. All have talent, but need experience.

Tipoff—8:00 p.m. EST

Series—NC leads 8-5 since '24

Last Game 94-87 UK (A) in '69

Biggest Win Margin—

UK 39 (83-44) in '50

NC 21 (41-20) in '24

Records at Site—

No Games Played Previously

U.K. INVITATIONAL TOURNAMENT

Friday and Saturday, Dec. 15-16

(See also special UKIT information on pages 23-27)

Site All Games—Memorial Coliseum (11,500)

Tipoff Times—7:30 and Approx. 9:30 EST Both Nights)

(25-minute intermission between games)

COLORADO STATE

Location—Fort Collins, Colorado

Enrollment—16,330

Conference—Western Athletic

Nickname—Rams

Colors—Green and Gold

Athletic Director—Perry C. Moore

Publicist—Mike Ryan

1971-72 Record—Won 15, Lost 9

(Conf. Finish—Tie for 4th)

Series—No Games Played

COACH—Jim Williams (17 Years at CSU—Won 257, Lost 180—Pct. 58.8)

Offense—Pattern

Defense—Man-to-Man

Chief Losses—George Price (G) 19.4; Travis Lackey (F) 10.4

Top Returnees—Gary Rhoades (6-3 G) 19.0; Paul Ball (6-0 G) 11.7

Best Newcomers—Tim Hall (6-6 F) 14.9; Como Pontliana (6-8 C) 13.5

OUTLOOK: Quickness and speed will highlight CSU basketball as coach Williams enters his 18th season. Three starters and six other lettermen return, including Gary Rhoades, who earned All-District 7 and All-WAC second team honors. Teaming with Rhoades at guard is veteran Paul Ball, with Rudy Carey, 6-0, serving as back-up man. Inexperience up front will take its toll on the Rams but Williams hopes to solve the solution from three lettermen, Brent Baum, 6-7, Mark Nordin, 6-7, and Cliff Metsker, 6-8. Sophomore Tim Hall, frosh scoring leader last year, is given a good shot at starting, along with Como Pontliana, 6-8, and Doug Cook, 6-9.

NEBRASKA

Location—Lincoln, Neb.

Enrollment—21,000

Conference—Big Eight

Nickname—Cornhuskers, Huskers

Colors—Scarlet and Cream

Athletic Director—Robert S. Devaney

Publicist—Don Bryant

1971-72 Record—Won 14, Lost 12

(Conf. Finish—Tie for 4th)

COACH—Joe Cipriano (9 Years at Nebraska—Won 171, Lost 135—Pct. 55.9)

Offense—Fast Break and Pattern

Defense—Zone

Chief Losses—Chuck Jura (C) 21.2; Al Nissen (G) 12.0; Tom Bryan (F) 10.3; Mike Peterson (F) 9.7

Top Returnees—Tony Riehl (6-4 G-F) 6.6; Tom Gregory (6-2 G) 5.5

Best Newcomers—Kent Reckewey (6-1 G) 19.8; Don Jackson (6-6 F) 14.3; Ricky Marsh (6-3 G) Fr.

Series—Tied 1-1

Last Game—42-27 UK (H) in '41

Biggest Win Margin—

UK 15 (42-27) in '41

UN 1 (40-39) in '40

Records at Site—

No Game Played

OUTLOOK: Coach Joe Cipriano enters his 10th season and faces a major rebuilding job, having lost his top four scorers and entire front line, including All-Big 8 center Chuck Jura. Junior Brendy Lee, 6-8, is the only returning big man with much experience and Lee Harris, who recorded playing time at forward, is only 6-2. Soph Don Jackson looked good as a freshman and could move into the lineup with more experience. A wealth of talent at the guard post eliminates any problem there, with Tony Riehl and Tom Gregory returning. Lettermen Lee Harris and Tom Novak are backup men along with soph Kent Reckewey. All-New York City guard Rick Marsh, a freshman, is being counted on for immediate help, should Cipriano have to move

Riehl to forward. Cipriano feels the Huskers are well set at guard and should be a smaller, but much quicker team than last year. The big problem is anchoring the front line.

OREGON

Location—Eugene, Ore.	Athletic Director—Norv Ritchey
Enrollment—15,500	Publicist—Hal Cowan
Conference—Pacific-8	1972-72 Record—Won 6, Lost 20
Nickname—Ducks or Webfoots	(Conf. Finish—Last Place)
Colors—Emerald Green and Lemon Yellow	Series—No Games Played

COACH—Dick Harter (1 Year at Oregon—Won 6, Lost 20—Pct. 23.1)
Offense—Multiple Pattern Defense—Man-to-Man
Chief Losses—Rusty Blair (F) 12.6; Ken Strand (G) 10.4; Al Carlson (C) 11.1
Top Returnees—Doug Little (6-3½ F) 15.2; Billy Ingram (6-4½ F) 11.3; Paul Halupa (5-10 G) 5.4
Best Newcomers—Gerald Willett (6-8 C) 16.4; Ken Kincheloe (6-2 G) 11.3; Burt Fredrickson (6-1 G) 11.9

OUTLOOK: Oregon recorded one of its worst seasons ever in basketball last year, and while the Ducks are expected to be improved this year, a more realistic view would have the Webfoots a year away from producing a winning club. Coach Harter will have more speed, better shooters and more defense than a year ago. The Ducks will be deficient in height and experience and will likely lack rebounding strength. Senior forward Doug Little, who led the Ducks in scoring and 8.2 rebounds as a junior, likely will have two sophomores, 6-8 Gerald Willett and 6-2 Ken Kincheloe, as starting mates.

7th Game—KANSAS at Lexington—Saturday, Dec. 23

Site—Memorial Coliseum (11,500)	Tipoff—8:00 p.m. EST
Location—Lawrence, Kan.	Series—UK leads 4-0 since '50
Enrollment—19,500	Last Game—79-69 UK (A) in '71
Conference—Big Eight	Biggest Win Margin—
Nickname—Jayhawks	UK 30 (115-85) in '69
Colors—Crimson and Blue	Records at Site—
Athletic Director—Wade Stinson	UK 2-0 (Last win in '69)
Publicist—Jack Cherry	KU 0-2
1971-72 Record—Won 11, Lost 15	
(Conf. Finish—Tie for 4th)	

COACH—Ted Owens (8 Years at Kansas—Won 160, Lost 58—Pct. 73.4)
Offense—Double-Post Defense—Man-to-Man and Zone Press
Chief Losses—Bud Stallworth (F) 25.3; Aubrey Nash (G) 6.7
Top Returnees—Tom Kivisto (6-3 G) 8.9; Randy Canfield (6-9 C) 7.6
Best Newcomers—Rick Suttle (6-10 C) 22.3; Danny Knight (6-11 C) DNP; Marshall Rogers (6-1 G) 24.3

OUTLOOK: Even though Kansas had its first losing season in nine years last year and graduated Big Eight scoring champion Bud Stallworth, the outlook is by no means bleak. The Jayhawks pin their hopes on a group of five sophomores who figure to challenge for starting positions with only junior guard Tom Kivisto, last year's No. 2 scorer, assured of a starting nod. Guard Marshall Rogers and Rick Suttle were 1-2 in frosh scoring last year and figure prominently in Owens' plans. Another big sophomore is 6-11 Danny Knight, who sat out his frosh year while gaining academic eligibility. "We will be young but I think we'll be talented with improved size and good quickness and speed," Owens said.

8th Game—NOTRE DAME at Louisville—Saturday, Dec. 30

Site—Freedom Hall (18,500)
Location—South Bend, Ind.
Enrollment—8,054
Conference—None
Nickname—Fighting Irish
Colors—Gold and Blue
Athletic Director—Edward W. Krause
Publicist—Roger O. Valdiserri
1971-72 Record—Won 6, Lost 20

Tipoff—8:00 p.m. EST
Series—UK leads 21-13 since '29
Last Game—83-67 UK (N) in '71
Biggest Win Margin—
UK 34 (103-69) in '65
ND 21 (41-20) in '36
Records at Site—
UK 11-2 (Last Win in '71)
ND 2-11 (Last Win in '70)

COACH—Richard Phelps (1 Year at ND—Won 6, Lost 20—Pct. 23.1)
Offense—Single Pivot
Chief Losses—Tom O'Mara (F) 17.0; John Egart (G) 6.2
Top Returnees—Gary Novak (6-7 F) 19.5; Willie Townsend (6-3 G-F) 9.3; Don Silinski (6-3 G-F) 6.0
Best Newcomers—John Shumate (6-9 F) DNP; Gary Brokaw (6-3 G) 28.3; Dwight Clay (5-11 G) 16.3

OUTLOOK: Six lettermen return to give coach Digger Phelps five more than he inherited last season in his first year at Notre Dame. Gary Novak, leading scorer and rebounder a year ago with 19.5 and 10.3 averages heads the list of returnees. Willie Townsend, a football player who started at guard-forward, is uncertain as to his availability, but hopes to return with two part-time regulars, senior Don Silinski and junior Chris Stevens. Four sophomores who figure to challenge for starting positions are guards Gary Brokaw and Dwight Clay, center Peter Crotty and forward John Shumate. Crotty averaged 14.3 ppg and 10.8 rebounds, while Shumate, a powerful inside player who averaged 22.4 ppg and 13.0 rebounds as a freshman two years ago, sat out last year with a blood disorder.

MISSISSIPPI

9th Game—at Oxford—Saturday, Jan. 6 19th Game—at Lexington—Saturday, Feb. 10

Site—C. M. "Tad" Smith Coliseum
(8,500) Oxford
Memorial Coliseum (11,500) Lexington
Location—Oxford, Miss.
Enrollment—9,000
Conference—Southeastern
Nickname—Rebels
Colors—Red and Navy Blue
Athletic Director—Frank M. (Bruiser) Kinard
Publicist—Billy Gates
1971-72 Record—Won 13, Lost 12
(Conf. Finish—Sixth)

Tipoff—7:30 CST
Tipoff—8:00 p.m. EST
Series—UK leads 40-2 since '25
Last Game—90-82 UK (A) in '72
Biggest Win Margin—
UK 58 (116-58) in '52
UM 20 (37-17) in '27
Records at Site—
UK 7-0 at Oxford
UM 1-20 at Lexington

COACH—Robert (Cob) Jarvis (4 Years at UM—Won 44, Lost 56—Pct. 44.0)
Offense—Two-One-Two
Chief Losses—Duaine Boucher (F) 11.4
Top Returnees—Coolidge Ball (6-5 F) 16.8; Fred Cox (7-0 C) 16.2; Tom Jordan (6-1 G) 11.1; David Rhodes (6-0 G) 10.3; Danny Gunn (6-2 G) 8.3
Best Newcomers—Matt Meibers (6-6 F) 22.5; Dave Downing (6-9 C) 21.0; Bob Mahoney (6-4 G) 19.5

OUTLOOK: Coach "Cob" Jarvis is looking for a step up the conference ladder and just how far he goes depends upon how well he can mold a wealth of youthful

talent. Eight lettermen return including juniors All-SEC forward Coolidge Ball, 7-foot center Fred Cox, and guard Tom Jordan, who started every game last year. In addition, seniors David Rhodes and Danny Gunn at guard, and forward Steve Strickland were part-time starters, while forward Dave (Red) Smith and guard Gene Waggoner gained valuable experience. Add four sophomores who have a good shot at two open starting slots and you come up with a bench which Jarvis rates as vastly improved over last season. Ball has made his mark on the conference, but Jarvis contends that "with added strength and endurance, Cox could emerge as one of the SEC's superstars."

MISSISSIPPI STATE

10th Game—at Starkville—Monday, Jan. 8

20th Game—at Lexington—Monday, Feb. 12

Site—Bulldog Gymnasium (5,500) Starkville
 Memorial Coliseum (11,500) Lexington
 Location—State College, Miss.
 Enrollment—10,000
 Conference—Southeastern
 Nickname—Bulldogs
 Colors—Maroon and White
 Athletic Director—Charles N. Shira
 Publicist—Bob Hartley
 1971-72 Record—Won 13, Lost 13
 (Conf. Finish—Tie for 7th)

Tipoff—7:30 p.m. CST
 Tipoff—8:00 p.m. EST
 Series—UK leads 37-7 since '21
 Last Game—63-55 UK (A) in '72
 Biggest Win Margin—
 UK 44 (110-66) in '52
 MS 8 (66-58) in '59
 Records at Site—
 UK 12-3 at State College
 MS 3-18 at Lexington

COACH—Kermit Davis (2 Years at MS—Won 28, Lost 23—Pct. 54.9)

Offense—Pattern

Defense—Man-to-Man, Pressure

Chief Losses—Jack Bouldin (G) 15.8; Bill Combs (C) 6.1

Top Returnees—Jeff Watkins (6-5 F) 12.5; Terry Kusnierz (6-5 F) 11.4; Taki Koroneos (6-0 G) 9.2

Best Newcomers—Jerry Jenkins (6-7 F) 20.9; Steve Steinwedel (6-9 C) 17.6

OUTLOOK: Coach Kermit Davis can count on four returning regulars, along with considerable help from the red-shirt and freshman ranks to bolster a squad he considers bigger and more experienced than last year. "Two of our strong points should be defense and inside play," said Davis, "but we'll need help at guard, especially." Back with Watkins, Kusnierz and Koroneos are forwards Malcolm Wesson and Bill Singletary. Promising newcomers are 6-9 center Bob Shapiro, who was held out last year, and freshman grads Jenkins, Steinwedel, 6-5 forward Larry Fry and 6-1 guard Ricky Hardin. Davis plans to move Kusnierz back out to forward if Shapiro and Steinwedel come through for the Bulldogs.

FLORIDA

11th Game—at Lexington—Saturday, Jan. 13

21st Game—at Gainesville—Saturday, Feb. 17

Site—Memorial Coliseum (11,500) Lexington
 Alligator Alley (7,200) Gainesville
 Location—Gainesville, Fla.
 Enrollment—22,000
 Conference—Southeastern
 Nickname—Gators
 Colors—Orange and Blue
 Athletic Director—Ray Graves
 Publicist—Norm Carlson
 1971-72 Record—Won 10, Lost 15
 (Conf. Finish—10th)

Tipoff—8:00 p.m. EST
 Tipoff—3:10 p.m. EST (TV)
 Series—UK leads 30-8 since '27
 Last Game—95-68 UK (H) in '72
 Biggest Win Margin—
 UK 56 (87-31) in '48
 UF 18 (96-78) in '68
 Records at Site—
 UF 1-14 at Lexington
 UK 9-6 at Gainesville

COACH—Tommy Bartlett (6 Years at Florida—Won 85, Lost 70—Pct. 54.8)
 Offense—Fast-break
 Defense—Man-to-Man, 1-3-1
 Chief Losses—Jerry Hoover (G) 10.7; Dan Boe (F) 10.2
 Top Returnees—Tony Miller (6-1 G) 26.7; Steve Williams (6-3 F) 12.8; Gary Waddell (6-10 C) 9.5
 Best Newcomers—Ted Sizemore (6-1 G) DNP; Chip Williams (6-8 C) 21.2; Gary McCooe (6-8 C) 18.7

OUTLOOK: The Gators' hopes rely on the performance and leadership of SEC scoring champion Tony Miller, who will serve as team captain for a squad that returns nine lettermen including three starters. Both Chip Williams and Gary McCooe, 6-8 post men up from the freshman team, are expected to strengthen the inside game and provide much relief for 7-0 Doug Brown and 6-10 Gary Waddell. Ted Sizemore, a transfer point player, is expected to battle with Tim Fletcher for that position. Miller and returning letterman Steve Williams will be at the wing positions with both Mark Thompson and Don Close likely to serve in relief at those spots.

GEORGIA

12th Game—at Lexington—Monday, Jan. 15

22nd Game—at Athens—Monday, Feb. 19

Site—Memorial Coliseum (11,500) Lexington	Tipoff—8:00 p.m. EST
Georgia Coliseum (10,400) Athens	8:00 p.m. EST
Location—Athens, Ga.	Series—UK leads 47-8 since '21
Enrollment—19,000	Last Game—87-63 UK (H) in '72
Conference—Southeastern	Biggest Win Margin—
Nickname—Bulldogs	UK 77 (143-66) in '56
Colors—Red and Black	UG 11 (71-60) in '50
Athletic Director—Joel Eaves	Records at Site—
Publicist—Dan Magill	UG 1-21 at Lexington
1971-72 Record—Won 14, Lost 12	UK 13-5 at Athens
(Conf. Finish—5th)	

COACH—Ken Rosemond (7 Years at Georgia—Won 82, Lost 95—Pct. 46.3)
 Chief Losses—None
 Top Returnees—Ronnie Hogue (6-3 G) 20.5; John Fraley (6-5 F) 20.3; Tim Bassett (6-8 C) 11.8
 Best Newcomers—Billy Magarity (6-7 F) 23.6; Steve Waxman (6-10 C) 9.3

OUTLOOK: Folks down Georgia way feel this could be the year of the Bulldog. Last year's team returns intact with ten lettermen, including two All-SEC performers in Ronnie Hogue and John Fraley. Last season's weaknesses, lack of consistency in play and depth, should be eliminated after a year of togetherness, plus the addition of some top-flight sophomores. Senior center Tim Bassett should get adequate relief from 6-10 soph Steve Waxman, while 6-7 soph Billy Magarity, the leading frosh scorer, can play either guard or forward. Other sophs slated for reserve duty are 6-6 forward Taylor Lovell and 6-5 guard Mike Plunkett. Returning up front with Fraley and Bassett is 6-6 senior Dick Toth, a consistent player who averaged 9.6 ppg and 7.1 rebounds. In the backcourt at the other guard slot is playmaker Gino Gianfrancesco.

TENNESSEE

13th Game—at Knoxville—Saturday, Jan. 20

26th Game—at Lexington—Thursday, March 8

Site—Stokely Center (12,700) Knoxville	Tipoff—3:10 p.m. EST (TV)
Memorial Coliseum (11,500) Lexington	8:00 p.m. EST

Location—Knoxville, Tenn.
Enrollment—24,000
Conference—Southeastern
Nickname—Volunteers
Colors—Orange and White
Athletic Director—Bob Woodruff
Publicist—Haywood Harris
1971-72 Record—Won 19, Lost 6
(Conf. Finish—Tie for First)

Series—UK leads 93-36 since '10
Last Game—67-66 UK (A) in '72
Biggest Win Margin—
UK 55 (95-40) in '52
UT 28 (87-59) in '68
Records at Site—
UK 33-23 at Knoxville
UT 10-51 at Lexington

COACH—Ray Mears (10 Years at Tennessee—Won 185, Lost 75—Pct. 71.2)
Offense—1-3-1 Defense—Combination Zone
Chief Losses—Steve Hirschorn (G) 3.8
Top Returnees—Len Kosmalski (7-0 C) 19.5; Mike Edwards (6-2 G) 19.4; Larry Robinson (6-5 F) 10.2; John Snow (6-0 G) 10.1
Best Newcomers—Dan Moody (6-4 C) 20.9; Rodney Woods (5-10 G) 18.6; Austin Clark (6-4 F) 15.8

OUTLOOK: Tennessee, co-champion of the Southeastern Conference, expects to field another contending team next season because of the return of four regulars. Heading the returnees are All-SEC Mike Edwards, 6-2 senior guard, and Len Kosmalski, 7-0 junior center. Larry Robinson, 6-5 junior, will work the double post with Kosmalski in all likelihood. Although seven inches shorter, Robinson averaged one more rebound than Kosmalski. The other returning starter from the team that compiled a 19-6 over-all mark is 6-1 John Snow, who became a regular at midseason.

VANDERBILT

14th Game—at Nashville—Monday, Jan. 22

17th Game—at Lexington—Saturday, Jan. 3

Site—Memorial Gym (15,581) Nashville
Memorial Coliseum (11,500) Lexington
Location—Nashville, Tenn.
Enrollment—6,000
Conference—Southeastern
Nickname—Commodores
Colors—Black and Gold
Athletic Director—Bill Pace
Publicist—Ron Barnes
1971-72 Record—Won 16, Lost 10
(Conf. Finish—4th)

Tipoff—8:00 p.m. CST
Tipoff—8:00 p.m. EST
Series—UK leads 74-22
Last Game—85-80 (OT) UK (A) in '72
Biggest Win Margin—
UK 69 (98-29) in '47
VU 16 (110-94) in '67
Records at Site—
UK 31-11 at Nashville
VU 10-39 at Lexington

Coach—Roy Skinner (12 Yrs. at Vanderbilt—Won 204, Lost 102—Pct. 66.7)
Offense—Fast Break Defense—Man-to-Man and Zone
Chief Losses—Tom Arnholt (G) 12.3
Top Returnees—Terry Compton (6-4 G-F) 17.3; Bill Ligon (6-5 F) 16.7; Rod Freeman (6-7 F) 11.7; Jan van Breda Kolff (6-7 G) 8.6; Ray Maddux (6-8 C) 8.1; Lee Fowler (6-6 F) 10.2
Best Newcomers—John Norton (6-4 G) 13.4

OUTLOOK: With nine lettermen and six of the top seven players returning, basketball prospects for the '72-73 campaign are definitely looking up. The youthful Commodores of last season have a full year of experience now, and if senior 6-7 forward Rod Freeman is healthy, Vandy could develop into a conference contender. Junior Terry Compton with 17.3 ppg paced a balanced scoring attack which saw five men in double figures. Junior running mate Bill Ligon was second in scoring with 16.7 ppg. Play-making 6-7 guard Jan van Breda Kolff, who set a school record 142 assists, returns with 6-8 center Ray Maddux and forward Lee Fowler.

LOUISIANA STATE

15th Game—at Baton Rouge—Saturday, Jan. 27

23rd Game—at Lexington—Saturday, Feb. 24

Site—LSU Assembly Center (14,100) Baton Rouge	Tipoff—8:00 p.m. CST
Memorial Coliseum (11,500) Lexington	Tipoff—3:10 p.m. EST (TV)
Location—Baton Rouge, La.	Series—UK leads 35-2 since '33
Enrollment—22,085	Last Game—88-71 LSU (A) in '72
Conference—Southeastern	Biggest Win Margin—
Nickname—Tigers	UK 42 (107-65) in '56
Colors—Purple and Gold	LSU 17 (88-71) in '72
Athletic Director—Carl Maddox	Records at Site—
Publicist—Paul Manasseh	UK 12-2 at Baton Rouge
1972-72 Record—Won 10, Lost 16 (Conf. Finish—Tie for 7th)	LSU 0-14 at Lexington

COACH—Dale Brown (First Year at Louisiana State)

Offense—Controlled Fast Break	Defense—Press, Man-to-Man, Zone
Chief Losses—Bill Newton (F) 18.9; Al Sanders (C) 18.3	
Top Returnees—Jeff Taylor (6-1 G) 6.2; Collis Temple (6-8 C) 6.2; Bill Whittle (6-6 F) 5.7	
Best Newcomers—Mike Darnall (6-2 G) 18.9; Dawn Tonkovich (6-2 G) DNP	

OUTLOOK: A new color could be added to the LSU basketball program this winter . . . GREEN. New coach Dale Brown greets a squad of six lettermen, including three part-time starters, none of whom averaged over 6.2 ppg. Only one freshman moves up to the varsity along with red-shirt Dawn Tonkovich, so it's easy to see why Brown is thankful for the new freshman rule which permits use of first year players. LSU recruited five prep stars who certainly won't be the salvation for the Tigers, but Brown welcomes the depth. The Tiger season upcoming will be an experimental year, but Brown has planted the seeds for success in the future.

ALABAMA

16th Game—at Tuscaloosa—Monday, Jan. 29

24th Game—at Lexington—Monday, Feb. 26

Site—Memorial Coliseum (15,043) Tuscaloosa	Tipoff—8:00 p.m. CST
Memorial Coliseum (11,500) Lexington	Tipoff—8:00 p.m. EST
Location—Tuscaloosa, Ala.	Series—UK leads 54-13 since '23
Enrollment—13,042	Last Game—73-70 UA in '72
Conference—Southeastern	Biggest Win Margin—
Nickname—Crimson Tide	UK 42 (74-32) in '49
Colors—Crimson and White	UA 24 (101-77) in '56
Athletic Director—Paul Bryant	Records at Site—
Publicist—Charley Thornton	UK 14-7 at Tuscaloosa
1971-72 Record—Won 18, Lost 8 (Conf. Finish—3rd)	UA 3-29 at Lexington

COACH—C. M. Newton (4 Years at UA—Won 40, Lost 62—Pct. 39.2)

Offense—Fast Break	Defense—Man-to-Man
Chief Losses—Alan House (C) 15.0; Jimmy Hollon (G) 7.7	
Top Returnees—Wendell Hudson (6-6 F) 19.6; Ray Odums (6-2 G) 14.6; Glenn Garrett (6-7 F) 8.8	
Best Newcomers—Charles Cleveland (6-5 G) 25.8	

OUTLOOK: SEC Coach of the Year, C. M. Newton, can't be expected to have a second straight Cinderella team because the Crimson Tide is expected to rank among the league's best this season. Bama returns Wendell Hudson, chosen in two separate polls as SEC Player-of-the-Year, at one forward and Glenn Garrett at the other. Ray Odums is back at guard after earning All-SEC Sophomore honors. Up from the freshman team is Charles Cleveland, named SEC Freshman Player-of-the-Year. Hudson led the conference in rebounding (13.1) and the team in scoring (19.6), while Odums scored at a 14.6 clip and led the conference with 5.5 assists per game. Garrett averaged 8.8 ppg and 7.3 rebounds, but his main value to the team may have been on defense. The center spot is expected to be filled by freshman Leon Douglas, a 6-10 prep All-American who averaged over 30 ppg and 25 rebounds his last two years in high school.

AUBURN

18th Game—at Lexington—Monday, Feb. 5

25th Game—at Auburn—Saturday, March 3

Site—Memorial Coliseum (11,500) Lexington

Memorial Coliseum (12,500) Auburn

Location—Auburn, Ala.

Enrollment—15,400

Conference—Southeastern

Nickname—Tigers

Colors—Orange and Blue

Athletic Director—Lee Hayley

Publicist—Buddy Davidson

1971-72 Record—Won 10, Lost 16

(Conf. Finish—6th)

Tipoff—8:00 p.m. EST

Tipoff—7:30 p.m. CST

Series—UK leads 31-5 since '21

Last Game—102-67 UK (H) in '72

Biggest Win Margin—

UK 66 (84-18) in '47

AU 19 (88-69) in '65

Records at Site—

AU 0-15 at Lexington

UK 8-4 at Auburn

COACH—Bill Lynn (9 Years at AU—Won 129, Lost 100—Pct. 56.3)

Offense—One-Four

Defense—Man-to-Man

Chief Losses—Henry Harris (G) 11.4; Al Leapheart (C) 8.2

Top Returnees—Jim Retseck (6-9 F) 16.5; Dan Kirkland (6-4 F) 13.4; Mike Christian 6-1 G) 8.3

Best Newcomers—Sylvester Davenport (6-7 F) 18.4

OUTLOOK: Auburn returns three starters, including its two top scorers, forwards Jim Retseck and Dan Kirkland. Junior Mike Christian returns at guard where he averaged 8.3 ppg on the season, but scored at a 15.6 clip after becoming a starter at mid-season. Reserve centers Ernie Magri, 7-0, and Albert Johnson, 6-7, return with four other lettermen. Freshman scoring leader Sylvester Davenport, a 6-7 forward, is expected to make a run for a starting post, and sophomore guard Rex Howell, who had knee surgery during the season, is being counted on for his leadership qualities. Lynn, who has signed six freshmen, feels that at least two of them will be of immediate help to the varsity.

The University of Kentucky, coached by George Buchheit, defeated Georgia, 20-19, March 1, 1921, in Atlanta for the first basketball championship of the South. Bill King of Lexington hit the winning free throw after being fouled just before the final whistle blew. All eight UK players were native Kentuckians.

Against Alabama Feb. 1, 1926, University of Kentucky players nursed a lead in the final three minutes and held the ball while the Tide players waited patiently for them to do something. The Wildcats did nothing and won.

SERIES SCORES WITH 1972-73 OPPONENTS

Date	Ky. Opp.	Date	Ky. Opp.	Date	Ky. Opp.
MICHIGAN STATE (8-6)		1- 8-44 (LV)	55 54	3- 1-26 (SC)	26 31
2-13-35 (A)	26 32	1-27-45 (LV)	*58 59	2- 1-29 (A)	25 23
1-21-36 (H)	27 19	1-26-46 (A)	47 56	2- 2-29 (A)	32 14
1- 2-37 (H)	28 21	2- 1-47 (LV)	60 30	1-24-30 (H)	43 17
1-14-37 (A)	23 24	2- 2-48 (A)	55 64	1-25-30 (H)	20 14
1- 8-38 (A)	37 42	1-29-49 (LV)	62 38	2-28-33 (SEC)	46 27
2- 7-38 (H)	44 27	1-23-50 (A)	51 64	2-28-36 (SEC)	41 39
1-13-45 (H)	66 35	1-15-51 (H)	69 44	2-13-39 (H)	39 28
2- 5-45 (A)	50 66	2- 2-52 (N)	71 66	2-13-40 (H)	45 37
1-12-46 (A)	55 44	3-15-58 (NCAA) ..	89 56	2-27-43 (SEC)	52 43
2- 2-46 (H)	59 51	2-14-59 (N)	71 52	1- 4-50 (N)	87 55
1-27-47 (H)	86 36	2-13-60 (H)	68 65	3- 2-50 (SEC)	56 46
1-10-48 (A)	47 45	12- 7-60 (LV)	68 62	2- 2-51 (A)	80 60
3-16-57 (NCAA) ..	68 80	12-30-61 (LV)	100 53	3- 1-51 (SEC)	92 70
12-13-71 (H)	85 91	12-29-62 (LV)	78 70	2-11-52 (H)	110 66
IOWA (2-1)		12-28-63 (LV)	101 81	2-15-54 (H)	81 49
3-17-56 (NCAA) ..	77 89	12-29-64 (LV)	97 111	2- 7-55 (A)	61 56
12-21-62 (UKIT) ..	94 69	12-29-65 (LV)	103 69	2-15-56 (H)	86 65
12- 4-64 (H)	85 77	12-31-66 (LV)	96 85	2-11-57 (A)	81 89
INDIANA (5-7)		12-30-67 (N)	81 73	2-10-58 (H)	72 62
12-18-24 (H)	18 20	12-28-68 (N)	110 90	2- 9-59 (A)	58 66
1- 5-25 (A)	23 34	12-27-69 (N)	102 100	2- 8-60 (H)	90 59
12-21-26 (H)	19 38	3-12-70 (NCAA) ..	109 99	2-13-61 (A)	68 62
2- 4-28 (A)	29 48	12-29-70 (N)	92 99	2-12-62 (H)	44 49
12-30-40 (S-Bowl) ..	45 48	12-28-71 (N)	86 67	2-11-63 (A)	52 56
12-23-42 (N)	52 58	MISSISSIPPI (40-2)		2-10-64 (H)	65 59
12-11-43 (N)	66 41	1- 9-25 (H)	26 23	2- 8-65 (H)	74 56
12-16-44 (N)	61 43	2-11-27 (H)	17 37	2-19-66 (A)	73 69
12-18-65 (UKIT) ..	91 56	2-27-28 (SC)	28 41	2-11-67 (H)	72 *77
12-13-69 (H)	109 92	2-22-29 (H)	35 30	2-18-67 (A)	103 74
12-12-70 (A)	*95 93	2-23-29 (H)	32 24	2-10-68 (A)	92 84
12-11-71 (N)	**89 90	2-25-33 (SEC)	49 31	2-17-68 (H)	107 81
NORTH CAROLINA (5-8)		3- 2-39 (SEC)	49 30	1- 6-69 (A)	91 72
2-29-24 (SIAA) ..	20 41	2-10-41 (H)	60 41	2-10-69 (H)	91 69
1- 4-29 (H)	15 25	2-27-41 (SEC)	62 52	1- 5-70 (H)	111 76
2-27-32 (SC)	42 43	2-27-42 (SEC)	59 32	2- 9-70 (A)	86 57
1- 9-50 (H)	83 44	2- 3-49 (N)	75 45	1- 4-71 (A)	79 71
12-18-59 (UKIT) ..	76 70	2-16-49 (H)	85 31	2- 8-71 (H)	102 83
12-13-60 (N)	70 65	2- 4-50 (N)	61 55	1-10-72 (H)	104 76
12-16-72 (H)	66 68	2-15-50 (H)	90 50	2-14-72 (A)	63 55
12- 9-63 (H)	100 80	2- 3-51 (N)	86 39	FLORIDA (30-8)	
12- 7-64 (N)	67 82	1- 2-52 (N)	116 58	1- 3-27 (H)	43 36
12-13-66 (H)	55 64	2- 6-52 (H)	81 61	3- 2-31 (SC)	56 36
12-12-67 (N)	77 84	2-13-54 (H)	88 62	2-26-33 (SEC)	48 24
12- 7-68 (H)	77 87	2- 5-55 (N)	84 66	2-24-34 (SEC)	32 38
12- 8-69 (A)	94 87	2-11-56 (H)	88 49	2-26-42 (SEC)	42 36
COLORADO STATE U. (0-0)		2- 8-57 (N)	75 69	3- 1-45 (SEC)	57 35
NEBRASKA (1-1)		2- 8-58 (H)	96 65	3- 1-46 (SEC)	69 32
12-18-40 (A)	39 40	2- 7-59 (N)	97 72	3- 4-48 (SEC)	87 31
12-16-41 (H)	42 27	2- 6-60 (H)	61 43	3- 3-49 (SEC)	73 36
OREGON (0-0)		2-11-61 (N)	74 60	12-14-50 (H)	85 37
KANSAS (4-0)		2-10-62 (H)	83 60	1-12-52 (A)	99 52
12-16-50 (H)	68 39	2- 9-63 (N)	75 69	2- 8-54 (A)	97 55
12-14-59 (A)	*77 72	2- 8-64 (H)	102 59	2- 3-55 (H)	87 63
12- 6-69 (H)	115 85	2- 6-65 (H)	102 65	2- 6-56 (A)	81 70
12- 4-71 (A)	79 69	2-21-66 (A)	108 65	2- 2-57 (H)	88 61
NOTRE DAME (21-13)		1-30-67 (H)	96 53	1-31-58 (A)	78 56
1-12-29 (A)	19 16	2- 6-67 (A)	79 70	1-31-59 (H)	94 51
2-10-36 (A)	20 41	1-29-68 (A)	85 76	1-29-60 (A)	75 62
1- 5-37 (LV)	28 41	2- 5-68 (H)	78 62	2- 4-61 (H)	89 68
1-15-38 (A)	37 47	1- 4-69 (A)	69 59	2- 2-62 (A)	81 69
1-14-39 (LV)	37 42	2- 2-69 (H)	104 68	2- 2-63 (H)	94 71
1-13-40 (A)	47 52	1- 3-70 (H)	95 73	2- 1-64 (A)	77 72
1- 4-41 (LV)	47 48	2- 7-70 (A)	120 85	1-23-65 (A)	68 84
7- 7-42 (A)	43 46	1- 2-71 (A)	103 95	1-30-65 (H)	78 61
1-23-43 (LV)	60 55	2- 6-71 (H)	121 86	1- 8-66 (A)	78 64
MISS. STATE (37-7)		1- 8-72 (H)	93 82	2- 7-66 (H)	85 75
2-28-21 (SIAA) ..	28 13	2-12-72 (A)	90 82	12-17-66 (H)	75 78
1-26-22 (H)	28 21			1-14-67 (A)	72 89
1-14-24 (H)	16 17			12- 4-68 (H)	99 76
2-27-25 (SC)	31 26			1-13-68 (A)	78 96
				1-11-68 (H)	88 67
				2-15-69 (A)	81 82
				1-10-70 (A)	88 69

* Overtime Period.

Date	Ky. Opp.
2-14-70 (H)	110 66
1-9-71 (H)	101 75
2-13-71 (A)	65 74
1-15-72 (A)	70 72
2-19-72 (H)	95 68

GEORGIA (47-8)

3-1-21 (SIAA)	20 19
2-3-23 (H)	19 23
2-7-25 (A)	24 28
2-28-25 (SC)	31 32
2-15-26 (A)	22 18
2-27-26 (SC)	39 34
2-15-28 (SC)	33 16
3-2-29 (SC)	24 26
2-1-30 (A)	22 21
2-14-30 (H)	36 23
2-13-31 (A)	16 25
3-2-40 (SEC)	51 43
1-19-42 (A)	51 26
1-31-42 (H)	55 38
1-18-43 (A)	60 28
2-26-43 (SEC)	59 30
3-2-44 (SEC)	57 29
1-29-45 (H)	73 37
1-21-47 (A)	84 45
2-10-47 (H)	81 40
1-20-48 (A)	88 51
2-21-49 (H)	95 40
1-17-50 (A)	60 71
1-28-50 (H)	88 56
3-3-50 (SEC)	79 63
2-23-51 (H)	88 41
1-16-52 (LV)	99 55
2-4-54 (H)	106 55
2-6-54 (LV)	100 68
2-9-55 (H)	86 40
2-27-56 (LV)	143 66
1-30-57 (H)	84 53
1-29-58 (N)	74 55
1-29-59 (H)	108 55
1-27-60 (N)	84 60
2-7-61 (H)	74 67
1-31-62 (N)	86 59
1-31-63 (H)	74 67
2-3-64 (A)	103 83
1-25-65 (A)	102 82
2-1-65 (H)	96 64
1-10-66 (A)	*69 65
2-5-66 (H)	74 50
1-16-67 (A)	40 49
2-20-67 (H)	101 76
1-15-68 (H)	104 73
2-19-68 (A)	106 87
1-13-69 (H)	88 67
2-17-69 (A)	85 77
1-12-70 (A)	72 71
2-16-70 (H)	116 86
1-11-71 (H)	79 66
2-15-71 (A)	107 95
1-17-72 (A)	73 85
2-21-72 (H)	87 63

TENNESSEE (93-36)

2-16-10 (H)	20 5
2-7-12 (H)	27 15
2-11-14 (H)	20 14
2-12-14 (H)	20 18
2-5-15 (A)	21 36
2-6-15 (A)	22 27
2-17-15 (H)	22 13
2-18-15 (H)	20 18
2-23-16 (H)	17 28
2-9-17 (H)	20 23
2-10-17 (H)	19 22
3-2-17 (A)	26 27
3-3-17 (A)	10 30
2-7-18 (H)	33 26

Date	Ky. Opp.
2-8-18 (H)	40 12
3-1-18 (A)	29 18
3-2-18 (A)	32 20
2-7-19 (A)	22 40
2-28-19 (H)	30 14
2-5-20 (H)	24 29
2-7-20 (H)	26 27
2-27-20 (A)	25 28
2-28-20 (A)	36 25
1-20-23 (A)	26 30
2-10-23 (H)	23 28
1-18-24 (A)	14 20
2-9-25 (A)	34 22
2-18-25 (H)	26 21
2-12-26 (A)	51 17
2-18-26 (H)	27 21
1-21-27 (A)	14 19
2-19-27 (H)	21 30
1-28-28 (H)	48 18
2-9-28 (A)	43 16
1-17-29 (A)	35 29
1-19-29 (H)	27 22
1-18-30 (H)	23 20
1-31-30 (A)	24 29
1-10-31 (H)	31 23
1-31-31 (A)	*36 32
1-16-32 (A)	29 28
2-13-32 (H)	41 27
1-14-33 (A)	42 21
1-28-33 (H)	44 23
1-13-34 (A)	44 23
1-27-34 (H)	53 26
1-26-35 (H)	48 21
2-16-35 (A)	38 36
1-25-36 (H)	40 31
2-15-36 (A)	28 39
3-1-36 (SEC)	28 39
1-23-37 (H)	43 26
2-13-37 (A)	24 26
3-1-37 (SEC)	39 25
1-22-38 (N)	52 27
2-26-38 (A)	29 26
1-21-39 (H)	29 30
2-18-39 (A)	*36 34
3-4-39 (SEC)	46 38
1-20-40 (H)	35 26
2-17-40 (A)	23 27
3-1-40 (SEC)	30 29
1-18-41 (A)	22 32
2-15-41 (H)	37 28
3-2-41 (SEC)	33 36
1-17-42 (A)	40 46
2-14-42 (A)	36 33
1-16-43 (A)	30 28
2-13-43 (H)	53 29
1-20-45 (A)	34 35
2-17-45 (H)	40 34
3-3-45 (SEC)	39 35
1-19-46 (A)	50 32
2-16-46 (H)	54 34
1-18-47 (A)	54 39
2-15-47 (H)	61 46
1-17-48 (A)	65 54
2-14-48 (H)	69 42
3-6-48 (SEC)	70 47
1-15-49 (A)	66 51
2-8-49 (H)	71 56
3-5-49 (SEC)	83 44
1-14-50 (A)	53 66
2-11-50 (H)	79 52
3-4-50 (SEC)	95 58
1-20-51 (A)	70 45
2-17-51 (H)	86 61
1-19-52 (A)	65 56
2-16-52 (H)	95 40
3-1-52 (SEC)	81 66
1-22-54 (A)	97 71
2-18-54 (H)	90 63
1-22-55 (A)	84 66

Date	Ky. Opp.
3-5-55 (H)	104 61
1-21-56 (A)	95 68
3-3-56 (H)	101 77
1-19-57 (A)	97 72
3-2-57 (H)	93 75
1-18-58 (H)	77 68
3-1-58 (A)	77 66
1-17-59 (H)	79 58
2-28-59 (A)	69 56
1-16-60 (H)	78 68
2-27-60 (A)	63 65
1-21-61 (H)	83 54
3-4-61 (A)	68 61
12-22-61 (UKIT)	96 69
1-15-62 (A)	95 82
3-10-62 (H)	90 59
1-19-63 (N)	*69 78
3-2-63 (A)	55 63
1-18-64 (H)	66 57
2-29-64 (A)	42 38
1-16-65 (A)	58 77
2-27-65 (H)	61 60
2-26-66 (H)	78 64
3-5-66 (A)	62 69
1-23-67 (H)	50 **52
2-13-67 (A)	57 76
1-22-68 (A)	59 87
2-12-68 (H)	60 59
1-18-69 (A)	69 66
3-8-69 (H)	84 69
1-17-70 (H)	68 52
3-7-70 (A)	86 69
1-16-71 (A)	71 75
3-6-71 (H)	84 78
1-22-72 (H)	72 70
3-9-72 (A)	67 66

VANDERBILT (74-22)

2-22-12 (H)	28 17
2-23-12 (H)	22 18
2-19-13 (H)	17 24
2-20-13 (H)	42 29
2-12-15 (H)	34 39
3-13-15 (H)	36 24
2-4-16 (H)	25 39
2-5-16 (H)	20 23
2-14-19 (H)	26 36
2-22-21 (H)	39 18
1-18-22 (A)	12 22
1-1-24 (H)	33 13
2-20-26 (H)	30 20
1-15-27 (H)	32 48
1-14-28 (H)	43 23
2-8-28 (A)	54 29
1-21-31 (A)	42 37
2-20-31 (H)	43 23
2-10-32 (A)	61 37
2-20-32 (H)	31 32
1-31-33 (A)	40 29
2-18-33 (H)	45 28
2-2-34 (A)	48 26
2-17-34 (H)	47 27
2-2-35 (A)	58 22
3-2-35 (H)	53 19
2-1-36 (A)	23 32
2-24-36 (H)	61 41
1-30-37 (A)	41 26
2-20-37 (H)	51 19
1-29-38 (A)	42 19
2-21-38 (H)	48 24
1-30-39 (A)	51 37
2-25-39 (H)	52 27
1-29-40 (A)	32 40
2-24-40 (H)	43 38
2-29-40 (SEC)	44 31
2-1-41 (A)	51 50
2-24-41 (H)	58 31
1-26-43 (H)	39 38

* Overtime Period.

Date		Ky. Opp.
2- 1-43 (A)	54 43
2- 4-46 (A)	59 37
2- 9-46 (N)	64 31
1-13-47 (A)	82 30
2-21-47 (A)	84 41
2-27-47 (SEC)	98 29
2- 9-48 (A)	82 51
2-20-48 (H)	79 43
1-31-49 (A)	72 50
2-26-49 (H)	70 37
1-30-50 (A)	58 54
2-25-50 (H)	70 66
1-27-51 (A)	74 49
2-24-51 (H)	89 57
3- 3-51 (SEC)	57 61
1-28-52 (A)	88 51
2-21-52 (H)	75 45
1-30-54 (A)	85 63
2-22-54 (H)	100 64
1-29-55 (A)	75 71
2-21-55 (H)	77 59
1-28-56 (A)	73 81
2-20-56 (H)	76 55
1-26-57 (A)	91 83
2-18-57 (H)	80 65
1- 6-58 (A)	86 81
2-17-58 (H)	65 61
1- 6-59 (A)	66 75
2-18-59 (H)	83 71
1- 5-60 (A)	76 59
2-16-60 (H)	68 60
1- 9-61 (A)	62 64
2-21-61 (H)	60 59
3- 9-61 (N)	88 67
1- 8-62 (A)	77 68
2-19-62 (H)	87 80
1- 7-63 (A)	106 82
2-18-63 (H)	67 69
1- 6-64 (A)	83 85
2-17-64 (H)	104 73
1- 5-65 (H)	79 97
2-16-65 (A)	90 91
1-15-66 (H)	96 83
2- 2-66 (A)	105 90
1- 5-67 (H)	89 *91
3- 4-67 (A)	94 110
1- 6-68 (A)	94 78
3- 2-68 (H)	85 80
2- 1-69 (H)	103 89
3- 1-69 (A)	99 101
1-31-70 (A)	81 89
2-28-70 (H)	90 86
1-30-71 (H)	102 92
2-27-71 (A)	119 90
1-24-72 (H)	106 80
2- 5-72 (A)	*85 80

LOUISIANA STATE (35-2)

2-27-33 (SEC)	51 38
2-26-37 (SEC)	57 37
3- 3-39 (SEC)	53 34
3- 3-44 (SEC)	55 28
3- 2-45 (SEC)	68 37
3- 2-46 (SEC)	59 36
3- 5-48 (SEC)	63 47
1-31-51 (A)	81 59
1- 5-52 (H)	57 47
3- 1-52 (SEC)	44 43

Date		Ky. Opp.
3- 9-54 (N)	63 56
12- 4-54 (H)	74 58
1-17-55 (A)	64 62
12- 3-55 (A)	62 52
1-14-56 (H)	107 65
1-12-57 (A)	51 46
1-11-58 (H)	97 52
1-10-59 (A)	76 61
1- 9-60 (H)	77 46
1-13-61 (A)	59 73
1-12-62 (H)	84 63
1-11-63 (A)	63 56
1-10-64 (H)	103 84
1- 9-65 (A)	79 66
1-24-66 (H)	111 85
1-28-67 (H)	102 72
2- 4-67 (A)	105 84
1-27-68 (A)	121 95
2- 3-68 (H)	109 96
1-25-69 (A)	108 96
2-22-69 (H)	103 89
1-24-70 (H)	109 96
2-21-70 (A)	121 105
1-23-71 (A)	82 79
2-20-71 (H)	110 73
1-29-72 (H)	89 71
2-26-72 (A)	71 88

ALABAMA (54-13)

1-25-23 (H)	35 45
2- 5-25 (A)	15 24
2- 1-26 (H)	27 16
1-26-29 (H)	26 27
2- 8-32 (H)	50 22
2-13-33 (N)	35 21
2- 1-34 (N)	33 28
2- 8-34 (H)	26 21
2- 1-35 (N)	33 26
2-11-35 (H)	25 16
2- 3-36 (A)	32 30
2- 7-36 (H)	40 34
2- 1-37 (N)	38 27
2-10-37 (H)	31 34
1-31-38 (N)	57 31
2-12-38 (H)	27 21
1-28-39 (N)	38 41
2- 1-39 (H)	45 27
1-27-40 (N)	32 36
2-10-40 (H)	46 18
2- 3-41 (A)	38 36
2- 8-41 (H)	46 38
3- 1-41 (SEC)	39 37
2- 2-42 (A)	35 41
2- 9-42 (H)	50 34
3- 1-42 (SEC)	36 34
1-30-43 (A)	32 41
2- 6-43 (H)	67 41
3- 3-45 (SEC)	52 41
3- 2-46 (SEC)	59 30
2- 3-47 (A)	48 37
2-17-47 (H)	63 33
2- 5-48 (A)	41 31
2-16-48 (H)	63 33
2- 2-49 (A)	56 40
2-14-49 (H)	74 32
2- 2-50 (A)	66 64
2-13-50 (H)	77 57
1-13-51 (H)	65 48

Date		Ky. Opp.
1-26-52 (A)	71 67
3- 1-54 (A)	68 43
2-28-55 (H)	66 52
2-25-56 (N)	77 101
2-23-57 (H)	79 60
2-22-58 (N)	*45 43
2-23-59 (H)	39 32
2-22-60 (N)	75 55
2-25-61 (H)	80 53
2-24-62 (A)	73 65
2-25-63 (H)	80 63
2-24-64 (A)	59 65
2-22-65 (A)	71 75
3- 1-65 (H)	78 72
1-31-66 (H)	82 62
2-14-66 (A)	90 67
2-25-67 (A)	71 81
3- 6-67 (H)	110 78
1- 8-68 (A)	84 76
2-24-68 (A)	96 83
1-27-69 (A)	83 70
2-24-69 (H)	108 79
1-26-70 (H)	86 71
2-23-70 (A)	98 89
1-25-71 (A)	86 73
2-22-71 (H)	101 74
1-31-72 (H)	77 74
2-28-72 (A)	70 73

AUBURN (31-5)

1-29-21 (H)	40 25
2- 8-26 (H)	35 26
2-28-42 (SEC)	40 31
2-28-46 (SEC)	69 24
2-28-47 (SEC)	84 18
3- 4-49 (SEC)	70 39
1- 5-51 (H)	79 35
3- 2-51 (SEC)	84 54
1-30-52 (A)	88 48
2-27-54 (N)	109 79
2-28-55 (H)	93 59
2- 4-56 (N)	82 81
2-25-57 (H)	103 85
2-24-58 (N)	63 64
2-21-59 (H)	75 56
2-20-60 (A)	60 61
2-27-61 (H)	77 51
2-26-62 (A)	63 60
2-23-63 (H)	78 59
2-22-64 (N)	99 79
1-18-65 (H)	73 67
2-20-65 (A)	69 88
1-29-66 (H)	115 78
2-12-66 (A)	77 64
1-21-67 (H)	60 58
2-27-67 (A)	49 60
1-20-68 (A)	73 74
2-26-68 (H)	89 57
2- 3-69 (H)	105 93
3- 3-69 (A)	90 86
2- 2-70 (A)	84 83
3- 2-70 (H)	102 81
2- 1-71 (H)	114 76
3- 1-71 (A)	102 83
2- 7-72 (A)	78 72
3- 6-72 (H)	102 67

* Overtime Period.

ALL-TIME KENTUCKY CAGE RECORDS

(Revised to Start of 1972-73 Season)

TEAM RECORDS

Season

- Most Games Played—39* in 1947-48
(Regular Season Only—30* in 1946-47)
- Most Wins—36* in 1947-48 (Won 36, Lost 3)
(Regular Season Only—28* in 1946-47 (Won 28, Lost 2)
(Conference Play Only—17* in 1969-70)
- Most Losses—13 in 1926-27 (2-13) and 1966-67 (13-13)
(For Full Season 20 or More Games—13 in 1966-67)
(Conference Play Only—10 in 1966-67 (8-10)
- Fewest Wins—1 in 1904-05 (Won 1, Lost 4)
(For Full Season 20 or More Games—13 in 1966-67)
- Fewest Losses—0 in 1911-12 (9-0) and 1953-54 (25-0)
- Longest Win Streak—25 in 1953-54 (Won 25, Lost 0)
(Conference Play Only—14* in 1950-51, 1951-52, 1965-66. Including Playoff
Game, Kentucky Won 15 Straight in 1953-54)
- Most Consecutive Wins, Conference Play—51* (Jan. 28, 1950-Jan. 8, 1955)
- Longest Losing Streak—9 (Jan. 25 to Feb. 23, 1923)
(Conference Play Only—4 in 1966-67)
(Rupp-Coached Teams Have Never Lost More Than 3 in Row)
- Most Points—2709** in 28 Games, 1969-70
Regular Season Only—2513 in 26 Games, 1970-71
(Conference Play Only—1728* in 18 Games, 1970-71)
(Most Times 100 or More Points—15 in 1970-71)
(Two Consecutive Games—244 vs. Georgia and Tennessee, 1956)
- Fewest Points—19 in 3 Games, 1903
(For Full Season 20 or More Games—538 in 22 Games, 1924-25)
- Greatest Average Scoring Margin—27.2 in 25 Games, 1953-54
(Including Tournament Play—29.9 in 37 Games, 1946-47)
(Conference Play Only—35.9* in 14 Games, 1953-54)
- Highest Scoring Average—96.8 in 28 Games, 1969-70
(Regular Season Only—96.7 in 26 Games, 1970-71)
(Conference Play Only—96.0* in 18 Games, 1970-71)
- Lowest Scoring Average—6.3 in 3 Games, 1903
- Best Winning Percentage—1.000 in 1911-12 (9-0) and 1953-54 (25-0)
(Conference Play Only—1.000 in 1932-33 (8-0) and 10 Other Years. Last
14-0 in 1953-54)
- Worst Season Percentage—.187 on Record 3-13 in 1926-27
(20 Games Minimum—.500 (13-13) in 1966-67)
- Most Field Goal Attempts—3645* in 39 Games, 1947-48
(Regular Season—2925# in 33 Games,
- Most Field Goals Made—1099 in 28 Games, 1969-70
(Conference Play Only—710* in 19 Games, 1969-70)
- Highest Field Goal Pct.—50.6 in 28 Games, 1970-71
(Regular Season Only—50.8 in 26 Games, 1970-71)
(Conference Play Only—52.2* in 18 Games, 1970-71)
- Most Free Throws Attempted—865 in 32 Games, 1951-52
(Conference Play Only—425* in 18 Games, 1970-71)

* Also SEC Record

** The 1965-66 Wildcat team scored 2,950 points in 25 regular season, four NCAA and five International Universities Tournament games.

Recognized As National Record

Most Free Throws Made—579 in 28 Games, 1956-57
 (Conference Play Only—320* in 18 Games, 1970-71)
 Highest Free Throw Pct.—76.7 in 26 Games, 1966-67
 (Regular Season Only—76.7 in 26 Games, 1966-67)
 Most Personal Fouls Against—764 in 39 Games, 1947-48
 Fewest PF's Against—307 in 26 Games, 1944-45
 Most Points Allowed—2373 in 28 Games, 1970-71
 (Regular Season Only—2175 in 26 Games, 1970-71)
 Fewest Points Allowed—(9 Game Min.)—137 in 9 games, 1911-12
 (Conference Play Only—182* in 8 Games, 1934-35)
 Most Rebounds—1817* in 32 Games, 1951-52
 (Regular Season Only—1600 in 25 Games, 1950-51)
 Best Rebound Average—64.6* in 25 Games, 1953-54
 Most Wins in Conference—17* in 1969-70

Single Game

- ✓ Most Points—143* (Kentucky 143 vs. Georgia 66, Feb. 27, 1956)
 (Conference Play Only—Same)
- Most Points, Both Teams—234 Kentucky 118 vs. Northwestern 116 at Evanston,
 Dec. 10, 1966)
 Conference Play Only—226 (Kentucky 121 vs. LSU 105, Feb. 21, 1970)
- ✓ Most Points, Home Floor—121 (Kentucky 121 vs. Mississippi 86, Feb. 6, 1971)
- ✓ Most Points on Opponent's Floor—121 (Kentucky 121 vs. LSU, 95, Jan. 27, 1968;
 Kentucky 121 vs. LSU, 105, Feb. 21, 1970)
- ✓ Most Points on Neutral Court—143 (Kentucky 143 vs. Georgia 66, Armory, Louis-
 ville, Feb. 27, 1956)
- ✓ Most Points, One Half—75* (Kentucky 75 vs. Georgia 32, Feb. 27, 1956)
- Fewest Points—1 (Kentucky 1 vs. Georgetown 32 in 1903 and vs. Kentucky U 22
 in 1905)
 (Conference Play Only—22 Against Tennessee 32, Jan. 18, 1941)
- Fewest Points, One Half (Modern)—8 (Kentucky 8, Georgia 6 in First Half, Jan. 16,
 1967 Athens)
- Fewest Points, Both Teams—17 (State College 5 vs. Kentucky U. 12 in 1904)
- Biggest Victory Margin—77* (Kentucky 143 vs. Georgia 66, Feb. 27, 1956)
- Smallest Victory Margin—1 (36 One-point Wins. Last, 67-66 over Tennessee, March
 9, 1972)
- Worst Defeat—68 (Kentucky 19 vs. Centre 87 in 1908-09)
 (CCNY's 39-point Win Over UK in NIT of 1950 Worst Defeat For Rupp-
 Coached Team)
- Smallest Margin of Defeat—1 (Tennessee 27 vs. Kentucky 26, March 2, 1917)
 (Also on Record are 28 Other One-Point Losses. Last, Indiana 90 vs. Kentucky
 89, Dec. 11, 1971)
- ✓ Most Points in Losing Game—100 vs. Jacksonville, 106 (NCAA) March 14, 1970
- Fewest Points Allowed—5* (Kentucky 26 vs. Tennessee 5 in 1909-10 and Kentucky
 38 vs. Centre 5 in 1916)
 (Conference Play Only—9* Against Tulane, Dec. 20, 1934)
- ✓ Most Points Allowed—116 (Northwestern 116 vs. Kentucky 118 Dec. 10, 1966)
- Most FG Attempted—125* Against Indiana Central, Nov. 29, 1947 (SEC Non-Con-
 ference Record); Mississippi, Feb. 8, 1964
 (Conference Play Only—125* Against Mississippi, Feb. 8, 1964)
- Most FGA's, Both Teams—209 (Kentucky 125 vs. Mississippi 84, Feb. 8, 1964)
- Fewest FG Attempted—39 Against Georgia, Jan. 16, 1967
- Fewest FGA One Half—15 (2nd Half) vs. Florida, Jan. 30, 1965

* Also Southeastern Conference Record
 # Recognized As National Record

- Most Field Goals Scored—60* Against Georgia, Feb. 27, 1956
- Most FG's Scored, Both Teams—96 (Kentucky 50 vs. Northwestern 46, Dec. 10, 1966)
(Conference Play Only—90* UK 52 vs. LSU 38, Jan. 27, 1968)
- Best Field Goal Pct.—63.2% vs. Miss. State (A) Feb. 18, 1967
(Conference Play Only—63.2% vs. Miss. State (A) Feb. 18, 1967)
(First Half—72.7% vs. LSU, Jan. 24, 1966)
(Second Half—71.4% vs. North Carolina, Dec. 17, 1962)
- Lowest Field Goal Percentage—16.3 vs. Ga. Tech (A), Jan. 26, 1960
- Most Free Throws Attempted—55* Against Auburn, Feb. 27, 1954. Made 35.
- Fewest Free Throws Attempted—8 Against W. Texas State, Dec. 1, 1950; Va. Tech, Dec. 28, 1956
- Most Free Throws Made—46* Against Vanderbilt (A) Jan. 7, 1963. FTA 53.
- Fewest Free Throws Made—5 Against Ga. Tech, Jan. 31, 1955 in 15 Attempts;
La Salle, Dec. 22, 1955 in 9 Attempts
- Best Free Throw Pct.—1.000 (14 out of 14 vs. Duke, March 3, 1930; 11 out of 11
vs. Alabama, Feb. 1, 1934; 9 out of 9 vs. Mississippi, Jan. 4, 1969)
- Most Rebounds—108* Against Mississippi, Feb. 8, 1964
- Most Personal Fouls—41* Against Ohio U., Jan. 12, 1948
(Conference Play Only—37* (Kentucky vs. Auburn, Feb. 27, 1954)
- Most PF's, Both Teams—71* (Kentucky 37 vs. Auburn 34, Feb. 27, 1954)
(Non-Conference Game—68—Kentucky 41, Ohio U. 27, Jan. 12, 1948)
- Fewest PF's, Both Teams—17 (Kentucky 7 vs. SMU 10, Dec. 21, 1956)

INDIVIDUAL RECORDS (Season)

- Most Points—948 by Dan Issel in 28 Games, 1969-70
(Regular Season Only—876 by Dan Issel in 26 Games, 1969-70)
(Conference Play Only—612 by Dan Issel in 18 Games, 1969-70)
(Soph. Year—608 by Cotton Nash in 26 Games, 1961-62)
- Highest Scoring Average—33.9 by Dan Issel in 28 Games, 1969-70
(Regular Season Only—33.7 by Dan Issel in 26 Games, 1969-70)
(Conference Play Only—34.0 by Dan Issel in 18 Games, 1969-70)
(Soph. Year—23.4 by Cotton Nash in 1961-62)
- Most Rebounds—528* by Cliff Hagan in 32 Games, 1951-52
(Regular Season Only—447 by Bill Spivey in 25 Games, 1950-51)
(Conference Play Only—250 by Cliff Hagan in 14 Games, 1951-52)
- Most FG Attempts—667 by Dan Issel in 28 Games, 1969-70
(Regular Season Only—614 by Dan Issel in 26 Games, 1969-70)
(Conference Play Only—433 by Dan Issel in 18 Games, 1969-70)
- Most Field Goals Made—369 by Dan Issel in 28 Games, 1969-70
(Regular Season Only—339 by Dan Issel in 26 Games, 1969-70)
(Conference Play Only—239 by Dan Issel in 18 Games, 1969-70)
- Most Free Throws Attempted—275 by Dan Issel in 28 Games, 1969-70
(Regular Season Only—259 by Dan Issel in 26 Games, 1969-70)
(Conference Play Only—169 by Dan Issel in 18 Games, 1969-70)
- Most Free Throws Made—210 by Dan Issel in 28 Games, 1969-70
(Regular Season Only—198 by Dan Issel in 26 Games, 1969-70)
(Conference Play Only—134 by Dan Issel in 18 Games, 1969-70)
(Consecutive—27 in 6 Games by Louie Dampier, 1966-67)
- Highest Field Goal Pct.—57.7 by Jim Andrews in 28 Games, 1971-72
(Regular Season Only—58.9 by Jim Andrews in 26 Games, 1972-71)
(Conference Play Only—59.6 by Jim Andrews in 18 Games, 1971-72)
- Highest Free Throw Pct.—91.8 by Larry Steele in 23 Games, (45-49) 1969-70
(Regular Season Only—90.9 by Larry Steele in 21 Games, (40-44) 1969-70)
(Conference Play Only—90.9 by Kent Hollenbeck in 12 Games (40-44) 1970-71)
- Most Assists—129 by Mike Casey in 28 Games, 1968-69

* Also Southeastern Conference Record

Recognized As National Record

Single Game

- Most Points—53 by Dan Issel (Against Mississippi at Oxford, Feb. 7, 1970)
Most Field Goals Attempted—42 By Bill Spivey (Against Ga. Tech, Feb. 18, 1950. Made 16)
Most Field Goals Made—23 by Dan Issel (Against Mississippi at Oxford, Feb. 7, 1970)
Most Free Throws Attempted—24 By Cliff Hagan (Against Temple, Dec. 5, 1953)
Most Free Throws Made—17 By Cliff Hagan (Against Miss., 1952, and Temple, 1953, and Roger Newman, Ohio State, 1961)
Consecutive Free Throws Made—16* By Cliff Hagan (Against Mississippi, Jan. 2, 1952)
Highest Field Goal Percentage (Min. 10 Made)—81.3 By Jim Line (Against Indiana Central, Dec. 3, 1949. Made 13 of 16)
Highest Free Throw Percentage (Min. 10 Made)—1.000 by Louie Dampier (13 of 13 against Florida, Jan. 30, 1965, and 14 of 14 against Oregon State Dec. 22, 1966) eight other players have 11—1.000% performances. (Min 15 made)—.944 (17 of 18) by Cliff Hagan against Mississippi, Jan. 2, 1952)
Most Rebounds—34* (SEC non-conference record) by Bob Burrow (Against Temple, Dec. 10, 1955)
Longest Field Goal Made—63 feet, 7½ inches By Cliff Barker (Against Vanderbilt, Feb. 26, 1949 in Alumni Gym). (Other long shots on record include 53 ft., 9½ in. By Ralph Beard Against Tennessee in 1947-48; 53 ft., 6 in. by Linville Puckett Against Miss. State in 1953-54; and 48 ft., 2¼ in. by Red Hagan Against Marquette in 1937-38)

INDIVIDUAL CAREER RECORDS (Varsity Play)

- Most Points—2138 by Dan Issel in 83 Games, 1968-70
(Conference Play Only—1399 by Dan Issel in 54 Games, 1968-70)
Highest Scoring Average—25.7 by Dan Issel, 1968-70
(Conference Play Only—25.9 by Dan Issel in 54 Games, 1969-70)
Most Games Played—139 by Ralph Beard, 1945-49
(Conference Play Only—54 by Dan Issel and Mike Pratt, 1968-70)
Most Consecutive Games Started—120 by Alex Groza, Nov. 28, 1946 to March 26, 1949
(Conference Play Only—54 by Dan Issel and Mike Pratt in 1968-70)
Most Field Goals Attempted—1591 by Dan Issel, 1968-70
(Conference Play Only—1059 by Dan Issel, 1968-70)
Most Field Goals Made—825 by Dan Issel in 83 Games, 1968-70
(Conference Play Only—546 by Dan Issel in 54 Games, 1968-70)
Highest FG Pct.—51.8 by Dan Issel in 83 Games, 1968-70
(Conference Play Only—51.5 by Dan Issel in 54 Games, 1968-70)
Most Free Throws Attempted—661 by Dan Issel in 83 Games, 1968-70
(Conference Play Only—405 by Dan Issel in 54 Games, 1968-70)
Most Free Throws Made—488 by Dan Issel in 83 Games, 1968-70
(Conference Play Only—307 by Dan Issel in 54 Games, 1968-70)
Highest FT Pct.—83.5 by Louie Dampier in 80 Games, 1965-67
(Conference Play Only—79.3 by Larry Pursiful in 39 Games, 1960-62)
Most Rebounds—1078 by Dan Issel in 83 Games, 1968-70 (No Rebounds kept prior to 1951)
(Conference Play Only—685 by Dan Issel in 54 Games, 1968-70)
Best Rebound Average—16.1 By Bob Burrow in 51 Games, 1955-56
(Conference Play Only—17.5 By Bob Burrow in 30 Games, 1955-56)
Most Assists—293 By Larry Conley in 81 Games, 1964-66
Most Personal Fouls—296 By Wallace Jones, 1946-49 (Four Seasons)
(For 3 Seasons—294 By Pat Riley, 1965-67)

* Also Southeastern Conference Record

Recognized As National Record

NCAA TOURNAMENT RECORDS

- Most Appearances—20# (1942, 1945, 1948, 1949, 1951, 1952, 1955, 1956, 1957, 1958, 1959, 1961, 1962, 1964, 1966, 1968, 1969, 1970, 1971, 1972)
Most Points—3525 in 48 Games
Most Games—48#

UK INVITATIONAL TOURNAMENT RECORDS

(Carried in Special UKIT Press Book)

MISCELLANEOUS RECORDS

- Season Opener Consecutive Wins—34
(Kentucky lost first opening game since 1926 in defeat by Va. Tech, Dec. 1, 1962)
- Consecutive Home Floor Wins—129# (Jan. 4, 1943 to Jan. 8, 1955)
(First 84 wins in Alumni Gym, remainder in Memorial Coliseum)
(Conference Play Only—70 from Jan. 21, 1939 to Jan. 8, 1955)
(Overall since 1943, Kentucky has been defeated on its home floor only 32 times)
(Most losses at home one season—7 in 1966-67)
- Longest Winning Streak—32 (Dec. 5, 1953 to Jan. 8, 1955)
- Consecutive Conference Wins—51* (Jan. 28, 1950 to Jan. 8, 1955)
(Excludes tournament and non-SEC games)
- Consecutive SEC Losses—4 in 1966-67 (Lost 3 in row only 9 times, 2 in row only 15 times)
- Most SEC Champions—27*
(12 Titles won in tournament play. Title determined by regular season play since 1951. Tied LSU 1935 and 1954, Miss. State 1962, Tennessee 1972.)
- Consecutive SEC Championships—9*
(Kentucky held SEC title continuously from 1944 to 1953 when Wildcats were out of competition. The 1952 title represented UK's 6th straight regular season title and 12th win of season race since SEC organized in 1933.)
- Attendance Highs—
One Game—18,833 (UK vs. Morehead, NCAA at Louisville, 1961)
Regular Season Game—18,274* (UK vs. Illinois at Louisville, 1958)
Home Game—13,690 (UK vs. LSU, Jan. 24, 1970)
Two Consecutive Games—30,536 in 1965 (18,000 UK-Notre Dame, 12,536 UK-St. Louis)
Complete Season—325,426 in 28 Games, 1969-70
Home Season—181,295 in 15 Games, 1969-70
- Last Overtime Game—Feb. 5, 1972 (UK 85, Vanderbilt 80) (A)
(Last double overtime game—Dec. 11, 1971 (Indiana 90, UK 89) (N)
(Last three-overtime game—Dec. 7, 1957, Kentucky 85, Temple 83)
- Most Players On All-Tournament Team—5 (1947 All-SEC Tournament Team and 1965 UK Invitational Tournament Team)

MEMORIAL COLISEUM RECORDS

(Collegiate-Varsity)

Team—Single Game

- Consecutive Wins—45 By Kentucky (Dec. 1, 1950 to Jan. 8, 1955)
(Part of Overall National Record of 129 Home Floor Victories)
(Kentucky has lost two in row in Memorial Coliseum only three times and three in row only once—1966-67)
- Most Points—121 by Kentucky vs. Mississippi, 86, Feb. 6, 1971
- Most Points By UK Opponent—98 (1 OT) By Illinois, Dec. 5, 1966

* Also Southeastern Conference Record
Recognized As National Record

Biggest Margin of Victory—53 By Kentucky (UK 104 vs. Ga. Tech 51 on Jan. 7, 1956; and UK 108 vs. Georgia 55 on Jan. 29, 1959)
 Most Points, Both Teams—207 (Kentucky 121 vs. Mississippi 86, Feb. 6, 1971)
 Biggest Margin of Defeat For Kentucky—18 (Vanderbilt 97, UK 79, Jan. 5, 1965)
 Most Points In One Half—67 By Kentucky in Second Half vs. Auburn, Jan. 29, 1966
 Fewest Points—32 By Alabama (Alabama 32 vs. Kentucky 39 on Feb. 23, 1959)
 Smallest Margin of Victory—Kentucky 77 vs. UCLA 76 on Feb. 17, 1961; UK 61, Tennessee 60 on Feb. 27, 1965; UK 60, Tennessee 59 on Feb. 12, 1968
 Smallest Margin of Defeat—1 (Ga. Tech 59 vs. Kentucky 58 on Jan. 8, 1955; St. Louis 71 vs. Kentucky 70 on Dec. 10, 1956; Ga. Tech 86 vs. Kentucky 85 in double overtime on Jan. 5, 1963; Illinois 98 vs. UK 97 (1 OT) Dec. 5, 1966; Ohio State 82, UK 81, March 16, 1968)
 Most FGA's, Both Teams—209 (Kentucky 125 vs. Mississippi 84, Feb. 8, 1964)
 Most Field Goals Made—54 by Kentucky vs. Mississippi, Feb. 6, 1971
 Best FG Pct. (Game)—69.2 (18 of 26) By Miss. State vs. Kentucky, Feb. 12, 1962
 Best FG Pct. (First Half)—72.7 (24 of 33) By UK vs. LSU, Jan. 24, 1966
 Best FG Pct. (Second Half)—87.5 (7 of 8) By Miss. State vs. UK, Feb. 12, 1962
 Most Free Throws Attempted—50 By Georgia vs. Kentucky on Feb. 4, 1954
 Most FTA's, Both Teams—89 (Kentucky 39 vs. Georgia Tech 50 on Jan. 5, 1957)
 Most FT Made—38 By Kentucky vs. Georgia on Jan. 29, 1959; UK 38 vs. Florida, Jan. 30, 1965
 Most Free Throws Missed—23 By Georgia vs. Kentucky on Feb. 4, 1954
 Most Rebounds—108 By Kentucky vs. Mississippi, Feb. 8, 1964
 Fewest Points, Both Teams—71 (Kentucky 39 vs. Alabama 32 on Feb. 23, 1959)
 Most Personal Fouls—34 By Mississippi vs. Kentucky, Feb. 6, 1965
 Most PF's, Both Teams—61 (UK 27 vs. Mississippi 34, Feb. 6, 1965)
 Biggest Crowd—13,690 (Kentucky vs. Louisiana State, Jan. 24, 1970)

Individual—Single Game

Most Points—55 by Pete Maravich, LSU vs. Kentucky, Jan. 24, 1970
 Most Field Goals Attempted—53 by Pete Maravich, LSU vs. Kentucky, Feb. 22, 1969
 Most Field Goals Made—21 by Pete Maravich, LSU vs. Kentucky, Feb. 22, 1969 and Jan. 24, 1970
 Most Free Throws Attempted—24 By Cliff Hagan, Kentucky vs. Temple on Dec. 5, 1953
 Most Free Throws Made—17 By Cliff Hagan, Kentucky vs. Temple on Dec. 5, 1953 (Consecutive—14 of 14 By Louie Dampier vs. Oregon State, Dec. 22, 1966)
 Most Rebounds—34* (SEC Record Non-Conference Play) By Bob Burrow, Kentucky vs. Temple on Dec. 15, 1954
 Longest Field Goal Made—53 ft., 6 in. By Linville Puckett, Kentucky vs. Miss. State on Feb. 15, 1954

HIGHS AND LOWS BY OPPONENTS

(Modern—Since 1930)

Individual—Single Game

Most Points—64 Pete Maravich (LSU) Feb. 21, 1970 at Baton Rouge
 Most Rebounds—30 Jerry Lucas (Ohio State) March 18, 1961 (NCAA)
 Most Field Goals—23 Pete Maravich (LSU) Feb. 21, 1970 at Baton Rouge

* Also Southeastern Conference Record
 # Recognized As National Record

- Most Free Throws Made—17 Pete Maravich (LSU) (22 FTA) Feb. 21, 1970 at Baton Rouge
 Most FG's Attempted—53 Pete Maravich (LSU) Feb. 22, 1969
 Most FT's Attempted—22 Pete Maravich (LSU) Feb. 21, 1970 at Baton Rouge

Team—Single Game

- Most Points—116 Northwestern (UK 118) Dec. 10, 1966
 (Conf. Only—110 Vanderbilt, UK 94, March 4, 1967)
 Fewest Points—6 Arkansas State (Kentucky 75) Jan. 8, 1945
 (All-Time Record—5 Tennessee 1910, Centre 1916, Ky. Wesleyan 1919)
 Biggest Victory Margin—39 CNY 89-Kentucky 50 in NIT, Mar. 14, 1950
 (All-Time Record—68 Centre 87-Kentucky 19 in 1910)
 Smallest Victory Margin—1 Vanderbilt 32, Kentucky 31, Feb. 20, 1932 (25 One-Point Losses since 1930. All-Time, 31 losses) Last by Indiana 90, Kentucky 89 (2 OT), Dec. 11, 1971.
 Most Rebounds—81 Notre Dame, Dec. 29, 1964
 (Rebounds not recorded prior to 1951)
 Most Field Goals—51 Notre Dame (109 Attempts) Dec. 29, 1964
 (All-Time Record—Same)
 Fewest Field Goals—2# Arkansas State Jan. 8, 1945
 Most FG's Attempted—109 Notre Dame (Made 51) Dec. 29, 1964
 (Field Goal Attempts Not Recorded Prior To 1947)
 Most Free Throws Made—35 Auburn (49 Attempts) Feb. 27, 1954
 (All-Time Record—Same)
 Fewest Free Throws Missed—0 Georgia Tech (Made 5) Jan. 21, 1946
 Most FT's Attempted—53 Tennessee (Made 33) March 3, 1956
 (All-Time Record—Same)
 Best FT Shooting Percentage—91.7 (22 of 24) by Notre Dame (N), Jan. 14, 1939
 Best FG Shooting Pct.—69.2 By Miss. State, Feb. 12, 1962, at Lexington
 (First Half—75.0% by Georgia (H) Jan. 11, 1971)
 (Second Half—87.5% By Miss. State (H) Feb. 12, 1962)
 Lowest FG Shooting Percentage—24.1% Notre Dame Feb. 14, 1959
 (Shooting Percentages Not Recorded Prior To 1947)
 Most Personal Fouls—34 Auburn Feb. 27, 1954

- * Also Southeastern Conference Record
 # Recognized As National Record

WHO WERE THE 'FABULOUS FIVE'?

The most frequently asked question tossed at basketball historians and sports authorities is "Who were the 'Fabulous Five' of Kentucky?" The answer is Alex Groza (center), Ralph Beard and Kenny Rollins (guards), Wah Wah Jones and Cliff Barker (forwards). This famous 1948 team, captained by Rollins, won 36 and lost 3 while sweeping to Kentucky's first NCAA title and went on to participate as a unit in the Olympic Games—helping the USA team capture the world championship. Rollins graduated after the '48 season, but the remaining foursome continued to play havoc with collegiate basketball and copped another NCAA title for Kentucky in 1949 on a record of 36-2.

ADOLPH FREDERICK RUPP

42 Years — Won 879, Lost 190 — 82.2%

Although the University of Kentucky enters its first season in 42 years without the name of Adolph Rupp on its basketball masthead, the memory and accomplishments of the famed "Baron of the Blue Grass" long will grace the Wildcat and national scene.

Before bowing to the mandatory retirement rule, Rupp coached the Wildcats through one of the greatest collegiate sports eras of all times.

The record speaks for itself: 879 victories and 190 losses for 82.2%, making him the winningest collegiate basketball coach in the history of the game.

Rupp took over the title of winningest coach in December 1967, when the Wildcats defeated Notre Dame, 81-73, for his 772nd victory, surpassing the record held by his old coach, "Phog" Allen of Kansas.

During the Rupp era, Wildcat teams gained a worldwide reputation. They were NCAA champions in 1948, 1949, 1951, and 1958, had five players on the 1948 Olympic championship team, and were International Universities champion in 1966.

"The Baron" was denied a fifth NCAA championship when his ailing "Rupp's Runts" lost to Texas Western in the finals of the 1966 tournament.

In addition to the NCAA titles, the Ruppmen won an NIT championship in 1946, five Sugar Bowls, 13 UKIT's and a record 27 SEC championships. They were national champions by polls six times since 1949.

During Rupp's tenure, 25 Wildcats were honored 37 times as All-Americans and 52 players were honored 91 times as All-SEC performers. Thirty-one players entered pro ranks.

Rupp's accomplishments last season included a conference co-championship and a record 20th appearance in the NCAA Playoffs, earned by twice defeating SEC co-champion Tennessee. Two members of that team—center Jim Andrews and forward Tom Parker—were named to All-Conference squads, and Andrews was named to the All-NCAA Mid-East team.

While Wildcat players received their share of the glory, Rupp also gathered more honors and accolades than perhaps ever were bestowed on a basketball coach. Down the glory road, his many honors, accomplishments and awards included:

- Certification by the NCAA Service Bureau as the nation's most successful collegiate basketball coach, both for the decade ending in 1961 and at the 20-year level.
- Selection as the unanimous national "Coach of the Year" in 1966 for the fourth time in his career and runner-up for the 1957 and 1964 seasons.
- Honored in 1967 by Columbus (Ohio) Touchdown Club as "Coach of the Century."
- Coach of the International Universities Tournament champions in 1966.
- A nominal world championship as co-coach of the successful USA entry in the 1948 Olympic Games which included five members of Kentucky's NCAA champions.
- Producer of more Olympic gold medallion winners (7) than any other cage coach.
- An all-time record total of 27 Southeastern Conference titles since the league was organized in 1933.
- Election to the Naismith Memorial Basketball Hall of Fame in 1959 and previous selection (in 1944) by Helms Athletic Foundation as a member of their exclusive Hall of Fame.
- Trustee and member of selection and honors committees of Basketball Hall of Fame. Also chairman NABC Hall of Fame Committee and heads the group that selects players to appear in East-West All-Star Game benefiting the Hall of Fame.

- Recipient of the Governor's Medallion in 1959 for meritorious service to the Commonwealth of Kentucky and plaques of appreciation from the U.S. Air Force (1959) and Sugar Bowl committee (1951).
- Election to the Kentucky Hall of Fame (1946), outstanding citizen of Lexington (1949) and twice honorary citizen of the City of New Orleans. Enrolled in the Kentucky Athletic Hall of Fame in 1965.
- SEC coach-of-the-year in 1964, '66, '68, '69, '70, '71 and '72.
- Chosen "Deltasig of the Year" for 1966 by the International Fraternity of Delta Sigma Phi, professional fraternity in commerce and business administration.
- Development of more All-Americans (21 players honored 32 times) and more material for the pro ranks (31) than any other coach.
- Five Sugar Bowl Tournament championships, a National Invitational Tournament title and 13 trophies from the 19 previous UK Invitational Tournaments.
- Membership on the NCAA Basketball Rules Committee.
- More overseas clinic trips (seven to Europe, three to the Far East, and one to the Near East) for U.S. Government than any other coach. Also visited Alaska in 1968.
- Selected as an official goodwill ambassador to the 1968 Olympics in Mexico City representing the National Association of Basketball Coaches.
- Election to Kansas Hall of Fame.
- President, National Association of Basketball Coaches, 1971.

HELMS ATHLETIC FOUNDATION COLLEGIATE BASKETBALL SELECTIONS

College Basketball Hall of Fame

1946—Adolph F. Rupp	Coach
1933—Forest (Aggie) Sale	Player
1964—Carey Spicer	Player
1966—Cliff Hagan	Player
1968—Charles (Cotton) Nash	Player
1971—LeRoy Edwards	Player

Player of the Year

1933—Forest Sale	Center-Forward
1935—LeRoy Edwards	Center
1949—Alex Groza	Center
1951—Bill Spivey	Center

Helms' National Champions

	W	L	Points	Points Against
1933—Kentucky	20	3	1073	630
1948—Kentucky	36	3	2690	1730
1949—Kentucky	32	2	2320	1492
1951—Kentucky	32	2	2540	1783
1954—Kentucky	25	0	2187	1508
1958—Kentucky	23	6	2166	1817

WILDCAT CAGE LETTERMEN

— A —

John Adams (63, 64, 65)
Earl Adkins (55, 57, 58)
Marvin Akers (41, 42, 43)
Charles Alberts (25, 26)
Abramson Allan (44)
(Mgr.)
Ermal Allen (40, 41, 42)
Ed Allin (45)
Carl Althaus (43)
Milerd Anderson
(34, 35, 36)
Jim Andrews (71, 72)
Lee Andrus (03, 04)
Phil Argento (67, 68, 69)
Jay Atkerson (Mgr.)
(57, 58, 59)
Paul Atkins (21, 22)

— B —

H. A. Babb (Mgr.) (11)
Adrian Back (42)
Stanley Baer (05, 06, 07)
Scotty Baesler (62, 63)
Richard C. Barbee
(06, 07, 08, 09)
* Cliff Barker (47, 48, 49)
Bill Barlowe (43)
B. Barnett (11, 12, 13)
Dale Barnstable
(47, 48, 49, 50)
Bobby Barton (Mgr.) (67)
* Ralph Beard
(46, 47, 48, 49)
Ed Beck (56, 57, 58)
Cecil Bell (31)
Cliff Berger (66, 67, 68)
Henry Besuden (26)
Bill Bibb (54)
Arthur Bicknell (40)
Doug Billips (Mgr.)
(69, 70)
Jerry Bird (54, 55, 56)
Crittenden Blair (34)
Harry Bliss (35)
Ralph Boren (24)
Brad Bounds (66, 67)
* Bob Brannum (44, 47)
D. P. Branson (05, 06)
John Brewer (55, 56, 57)
Leo Brewer (08)
Melvin Brewer
(41, 42, 43)
G. C. Bridges (10)
Jake Bronston (30, 31)
T. R. Bryant (05, 06, 07)
Nathaniel Buis (44)
Carey Burchett (34)
(Mgr.)
Carroll Burchett
(60, 61, 62)
L. S. Burnham
(19, 20, 22, 23)
* Bob Burrow (55, 56)
Bill Busey (68)
Kirk Byars (Mgr.) (63)

— C —

Gerry Calvert
(55, 56, 57)
Patrick Campbell (17, 18)
George Campbell (35)
(Mgr.)
Kenton Campbell (45, 46)
Burgess Carey (25, 26)
Ralph Carlisle
(35, 36, 37)
Carman (16) (Mgr.) Armiel
Mike Casey (68, 69, 71)

Billy Ray Cassady
(56, 57, 58)
J. S. Chambers (Mgr.)
(09)
Steve Clevenger
(66, 67, 68)
* Marion Cluggish
(38, 39, 40)
Bennie Coffman (59, 60)
Sid Cohen (59, 60)
Lincoln Collinsworth
(56, 57, 58)
Carl Combs (40)
Cecil Combs (28, 29, 30)
Charles Combs (38)
* Larry Conley (64, 65, 66)
Joe Coons (05)
* Johnny Cox (57, 58, 59)
Hugh Coy (54)
John Crigler (56, 57, 58)
George Critz (64)
Larry Crosby (65) (Mgr.)
John S. Crosthwaite (10)
Albert Cummins (47)
Fred Curtis (37, 38, 39)

— D —

* Louie Dampier
(65, 66, 67)
Darrell Darby
(31, 32, 33)
Howard Dardeen (59)
Berkley Davis (34)
Bruce Davis (36)
Mulford Davis
(43, 46, 47)
Robert Davis (37)
William Davis (33, 34)
Ted Deeken (62, 63, 64)
Claire Dees (27, 28, 29)
John DeMoisey
(32, 33, 34)
Truitt DeMoisey (44)
Harry Denham (39)
Jim Dinwiddie (69, 70, 71)
J. A. Dishman (18, 19)
Mike Dolan (Mgr.)
(52, 54)
A. L. Donan (06)
Warfield Donohue
(35, 36, 37)
H. H. Downing (08)
Pat Doyle (63)
Rick Drewitz (72)
Hunter Durham (Mgr.)
(61, 62)
James Durham (45)

— E —

Ray Edelman (72)
* Leroy Edwards (35)
Russell Ellington
(35, 36)
Randy Embry (63, 64, 65)
Kenneth England (41, 42)
Bill Evans (52, 54, 55)
William Evans (42)
(Mgr.)
J. C. Everett (19, 20)

— F —

H. L. Farmer (12, 13)
Keith Farnsley
(39, 40, 41)
J. B. Faulconer (Mgr.)
(39)
Allen Feldhaus
(60, 61, 62)
John Ferguson (71)
(Mgr.)

Fred Fest (23)
Garrett Fitzpatrick (41)
(Mgr.)
Chigger Flynn (56) (Mgr.)
W. C. Fox (07, 08, 09)

— G —

J. H. Gaiser (10, 11, 12)
Gary Gamble (66, 67, 68)
Elmer Gilb (29)
Max Glickman (18)
James Goforth
(35, 36, 37)
James Goodman (38, 39)
Phil Grawemeyer
(54, 55, 56)
William Griffin (Mgr.)
(29)
* Alex Groza
(45, 47, 48, 49)
George Gumbert
(14, 15, 16)

— H —

* Cliff Hagan (51, 52, 54)
Joseph Hagan
(36, 37, 38)
Philip Haring (36, 38)
(Mgr.)
Sam Harper (63, 64)
Tom Harper (64)
Carson Harreld (65, 66)
(Mgr.)
W. C. Harrison (11, 12)
D. W. Hart (11, 12, 16)
* Vernon Hatton
(56, 57, 58)
Basil Hayden (20, 21, 22)
Elmo Head (37, 38, 39)
G. Foster Helm (25, 27)
J. H. Herman (06)
Walter Hirsch (49, 51)
Walter Hodge (37)
* Joe Holland (46, 47, 48)
Kent Hollenbeck
(70, 71, 72)
Dick Howe (57, 58)
Lee Huber (39, 40, 41)
C. T. Hughes (24, 25)
Lowell Hughes (58, 59)
Harry Hurd (62)

— I —

Robert Y. Ireland (16, 17)
(Mgr.)
Charles Ishmael (63, 64)
* Dan Issel (68, 69, 70)

— J —

Ralph Jackowski (38)
Thad Jaracz (66, 67, 68)
Irvine Jeffries (28)
Paul Jenkins
(26, 27, 28)
Ned Jennings
(59, 60, 61)
Herbert Jerome (34)
Ellis Johnson (31, 32, 33)
Phil Johnson (56, 58, 59)
Walter Johnson (44)
* Wallace Jones
(46, 47, 48, 49)
James Jordan (47, 48)

— K —

..... Kelly (05)
William P. Kemper (Mgr.)
(05)

Ron Kennett (64)
Stan Key (70, 71, 72)
James King (40, 41, 42)
William King
(21, 22, 24)
A. M. Kirby (07)
William Kleiser (32)
Edwin Knadler (27)
Howard Kreuter (32, 33)
* Tommy Kron (64, 65, 66)

— L —

Art Laib (68)
Ed Lander (43)
Dave Lawrence
(33, 34, 35)
Roger Layne (51)
Ken Lehkamp (Mgr.)
(56, 57)
Jim LeMaster (66, 67, 68)
Larry Lentz (66)
M. Levin (31) (Mgr.)
Garland Lewis
(34, 35, 36)
Bill Lickert (59, 60, 61)
James Line
(47, 48, 49, 50)
Shelby Linville
(50, 51, 52)
Ercel Little (32)
Ronnie Lyons (72)

— M —

F. L. Marx (10, 11)
B. G. Marsh (18)
James Mathewson (42)
Charles Maxson (33)
(Mgr.)
Jack May (35, 36) (Mgr.)
Paul McBrayer
(28, 29, 30)
Bob McCowan (69, 72)
Jim McDonald
(60, 61, 62)
James McFarland
(24, 25, 26)
Lawrence McGinnis
(28, 29, 30)
Louis McGinnis
(29, 30, 31)
James McIntosh (37)
James McKinney (36, 37)
(Mgr.)
C. F. Meadors (12)
Hub Metry (64, 65)
(Mgr.)
Don Mills (58, 59, 60)
Ray Mills (55, 56, 57)
Terry Mills (69, 70, 71)
Stanley Milward
(28, 29, 30)
Will Milward (24, 25)
Terry Mobley (63, 64, 65)
Gayle Mohney (26)
Bob Moore (Mgr.)
(50, 51, 52)
Ralph Morgan
(13, 14, 15)
Tom Moseley (44)

— N —

* Cotton Nash (62, 63, 64)
Alonzo Nelson (45)
Roger Newman (61)
C. M. Newton (51)
Tommy Nichols (36)
* Paul Noel (43)
* Randy Noll (70)

— O —

Dan Omlar (64) (Mgr.)
Bernard Oppen
(37, 38, 39)

Harp Owens (28, 29)
Hays Owens (30)

— P —

Harold Park (45) (Mgr.)
James Park (14)
Clyde Parker (43)
Ed Parker (19)
J. Ed Parker (45, 46, 47)
Tom Parker (70, 71, 72)
* Jack Parkinson
(44, 45, 46, 48)
Dick Parsons (59, 60, 61)
* Tom Payne (71)
Bart Peak (17)
Leonard Pearson (50)
Doug Pendencygraft (62)
E. S. Penick (43)
Dan Perry (72)
George Perry (54)
Frank Phipps (27)
Wayne Plummer (09)
William Pogentz (21, 23)
Randy Pool (68, 69)
Tommy Porter
(66, 67, 68)
Shelby Post (08, 09)
Sam Potter (34)
* Mike Pratt (68, 69, 70)
R. C. Preston
(11, 12, 13, 14)
Linville Puckett (54)
Larry Pursiful
(60, 61, 62)

— R —

* Frank Ramsey (51, 52, 54)
Lloyd Ramsey (41, 42)
Robert Reynolds (32)
(Mgr.)
A. T. Rice (23, 24)
S. H. Ridgway (20, 21)
Carl Riefkin (23, 24)
* Pat Riley (65, 66, 67)
Roy Roberts (62, 63)
Al Robinson (59)
William "Doc" Rodes (17)
William Rodes (09, 10)
Karl Rohs (25)
Don Rolfes (63)
* Kenneth Rollins
(43, 47, 48)
Van Buren Ropke (27)
Gayle Rose (52, 54, 55)
Harold Ross (56, 57, 58)
Ben Roth (Mgr.) (15)
Layton Rouse (38, 39, 40)
Willie Rouse (54)
Herky Rupp (62)

— S —

Forest Sale (31, 32, 33)
Charles Schrader (14, 17)
Wilber Schu (44, 45, 46)
Herschel Scott
(13, 14, 15)
Jim Server (15, 16)
Evan Settle (33, 34)
A. P. Shanklin (18)
Shelby Shanklin (08)
James Sharpe (27)
George Skinner (33)
Bobby Slusher (59)
* Adrian Smith (57, 58)
Bill Smith (56, 57, 58)
G. K. Smith (21, 23)
Mark Soderberg (70)
Carey Spicer (29, 30, 31)
* Bill Spivey (50, 51)
Vincent Splane (42)
Carl Staker (40, 41, 42)
Larry Stamper (71, 72)

* Larry Steele (69, 70, 71)
Gene Stewart (67)
Bobby Stilz (36)
N. Stone (08)
John Stough (45, 48)
Guy Strong (50)
William Sturgill (45, 46)
Bill Surface (Mgr.) (55)

— T —

Bob Tallent (66)
Bob Taylor (35)
Alan Theobald (Mgr. 68)
H. C. Thomas (18, 19)
Homer Thompson
(37, 38, 39)
Tommy Thompson (Mgr.)
(60)
Milton Ticco
(41, 42, 43)
E. J. Tierney (35)
* Jack Tingle
(44, 45, 46, 47)
Garland Townes (50)
Bill Trott (31)
* Lou Tsioropoulos
(51, 52, 54)
Jack Tucker (33, 34, 35)
Paul Turrell (35)
William P. Tuttle
(12, 13, 14, 15)

— U —

Lovell Underwood
(24, 25, 26)

— V —

Arthur Vastin (18)
George Vulich (44, 45)

— W —

J. Rice Walker
(36, 37, 38)
..... Waters (05)
* Robert Watson
(50, 51, 52)
A. J. Weisenberger (13)
Wylie B. Wendt (06)
Leo Wenkley (Mgr.) (30)
Clint Wheeler (71)
* Lucian Whitaker
(50, 51, 52)
Waller White
(40, 41, 42)
Don Whitehead (44)
E. Wilhelming (21)
W. G. Wilkinson (23)
Maury Wilson
(06, 07, 08)
W. C. Wilson (13)
Charles Worthington
(31, 32)
E. C. Wurtele (04)

— Y —

George Yates
(30, 31, 33)
Humsey Yessin (Mgr.)
(46, 47, 48, 49)
Rudy Yessin (44)

— Z —

George Zerfoss
(16, 18)
Karl Zerfoss
(13, 14, 15, 16)
Tom Zerfoss (14)

WILDCATS' RECORD AGAINST ALL OPPONENTS

Team	First Meeting	Last Meeting	UK Won	UK Lost
Advent Memorial Club (Cincy)	1909	1909	0	1
Air Force	1965	1965	1	0
Akron	1937	1937	1	0
Alabama	1923	1972	54	13
Alumni	1934	1941	2	0
Arkansas	1946	1950	3	0
Arkansas State	1945	1945	1	0
Arizona	1946	1946	1	0
Army	1969	1969	1	0
Ashland YMCA	1914	1914	1	0
Auburn	1921	1972	31	5
Baylor	1946	1963	5	0
Berea	1926	1945	11	0
Bethany	1911	1911	1	0
Bowling Green	1948	1948	1	0
Bradley	1949	1950	2	0
Brigham Young	1951	1951	1	0
Butler	1911	1962	3	0
*Cambridge University	1966	1966	1	0
Carnegie Tech	1931	1943	2	0
Central U.	1906	1913	8	9
Centenary	1923	1941	3	1
Centre	1916	1929	18	10
CCNY	1950	1950	0	1
Chattanooga	1914	1935	9	0
Chicago	1932	1935	2	0
Christ Church (Cincinnati)	1906	1913	0	3
Cincinnati U.	1904	1948	21	10
Cincinnati YMCA	1905	1906	0	3
Clemson	1922	1939	11	2
Colorado State College	1959	1959	1	0
Columbia	1948	1948	1	0
Cornell	1966	1966	0	1
Creighton	1930	1948	7	4
Cumberland	1917	1921	4	1
Dartmouth	1942	1965	2	1
Dayton	1947	1967	3	1
De Paul	1943	1970	17	3
DePauw	1910	1944	1	2
Detroit	1938	1938	0	1
Duke	1930	1969	9	2
Eastern Normal	1928	1928	1	0
Florida	1927	1972	30	8
Florida State	1958	1972	2	2
Ft. Benning	1946	1946	1	0
Ft. Knox	1942	1947	7	0
Georgia	1921	1972	47	8
Georgia Tech	1924	1964	49	13
Georgetown (Ky.) College	1903	1938	35	14
Georgetown University	1922	1922	0	1
Great Lakes Navy	1942	1943	0	2
Hardin-Simmons	1965	1965	1	0
Holy Cross	1948	1948	2	0
Houston	1956	1956	1	0
Idaho	1946	1955	2	0
Illinois	1925	1966	8	4
Indiana	1924	1971	5	7
Indiana Central	1946	1949	4	0
Iowa	1956	1964	2	1

Iowa State	1964	1964	1	0
*Istanbul University	1966	1966	1	0
Jacksonville	1970	1970	0	1
Kansas	1950	1971	4	0
Kansas State	1940	1971	6	0
Kentucky Wesleyan	1910	1938	8	2+
La Salle	1953	1954	2	0
Lexington High	1909	1911	1	1
Lexington YMCA	1907	1912	3	4
Long Island U.	1939	1947	2	1
Louisiana State	1933	1972	35	2
Louisville Coliseum	1908	1908	1	1
Louisville U.	1913	1959	8	3
Louisville YMCA	1914	1914	1	0
Louisville YMHA	1914	1914	1	0
Loyola (Chicago)	1949	1964	4	3
Loyola (La.)	1963	1963	1	0
Marietta	1913	1916	2	2
Marquette	1938	1972	6	3
Marshall	1913	1933	6	0
Maryland	1928	1958	4	3
Maryville	1915	1940	5	0
Mercer	1921	1922	1	1
Mexico U.	1933	1942	3	0
Mexico YMCA	1924	1924	1	0
Miami (Florida)	1956	1956	1	0
Miami (Ohio)	1905	1970	13	4
Michigan	1924	1970	4	1
Michigan State	1935	1971	8	6
Minnesota	1951	1957	3	1
Mississippi	1925	1972	40	2
Mississippi State	1921	1972	37	7+
Missouri	1960	1971	2	0
Moore's Hill College	1906	1906	1	0
Morehead	1961	1961	1	0
Naval Academy	1928	1969	2	1
Nebraska	1940	1941	1	1
New Albany YMCA	1906	1906	0	1
New York U.	1935	1936	0	2
North Carolina	1924	1969	5	8
N. C. State	1931	1947	2	0
Northwestern	1962	1971	6	0
Notre Dame	1929	1971	21	13
Oglethorpe	1934	1934	1	0
Ohio State	1933	1968	6	7
Ohio University	1944	1964	7	1
Ohio Wesleyan	1911	1911	0	1
Oklahoma A & M	1944	1949	2	1
Oklahoma U.	1946	1946	1	0
Oregon State	1966	1970	2	0
Otterbein	1911	1911	0	1
Pennsylvania	1967	1969	2	0
Penn. State	1952	1955	2	0
Phillips Oilers	1948	1948	0	1+
Pittsburgh	1935	1960	4	0
Princeton	1926	1971	1	1
Purdue	1949	1970	2	1
Rhode Island	1946	1946	1	0
Rose Polytechnic	1910	1917	1	1
*Salonika University	1966	1966	1	0
Seattle	1958	1958	1	0
Sewanee	1923	1934	6	0
South Carolina	1928	1967	4	1
Southern California	1959	1961	0	2

St. Andrew	1915	1915	1	1
St. John's	1943	1952	8	3
St. Joseph's	1939	1939	1	0
St. Louis	1948	1966	7	9
Southern Methodist	1956	1958	2	1
Syracuse	1950	1964	2	0
Temple	1944	1962	14	4
Tennessee	1910	1972	93	36
Texas A & M	1941	1946	2	0
Texas Tech	1963	1965	2	0
Texas Western	1966	1966	0	1
Transylvania	1903	1911	6	8 [#]
Tufts	1945	1945	1	0
Tulane	1921	1966	37	5
Tulsa	1947	1948	3	0
UCLA	1951	1961	3	0
Utah	1944	1954	2	1
Utah State	1957	1957	1	0
Vanderbilt	1912	1972	74	22
Vernon College	1906	1906	1	0
Villanova	1949	1949	2	0
Virginia	1914	1966	6	2
Virginia Tech	1924	1962	2	1
VMI	1914	1960	2	2
Wabash	1925	1946	1	1
Wake Forest	1953	1963	2	0
*Warsaw University	1966	1966	2	0
Washington U.	1942	1948	2	0
Washington & Lee	1922	1956	12	1
Wayne	1956	1956	1	0
Western Ontario	1945	1949	4	0
West Texas State	1950	1950	1	0
West Virginia	1924	1970	10	4
Wisconsin	1963	1969	1	1
Wright Field	1944	1944	1	0
Wyoming	1944	1944	1	0
Xavier	1935	1969	37	2
Yale	1961	1961	1	0

† Record includes nine games with Mississippi A&M which later became known as Mississippi State.

‡ Pre-Olympic Games exhibitions not included.

Record includes 10 games with Kentucky University, which became known as Transylvania in 1909.

* Played in International Universities Tournament at Tel Aviv, Israel, in August, 1966.

+ Record does not take in account tie game played between UK and Kentucky Wesleyan Feb. 9, 1918. Unique 21-21 tie resulted from scorer's error which was not discovered until after teams departed.

WILDCAT MASCOTS HAD COLORFUL NAMES

Over the years, Kentucky athletic teams have been spurred on in efforts toward victory by numerous colorfully-named wildcat mascots. Records indicate the first animal was given to the University in 1921. Named "Tom," this live Kentucky wildcat died quickly from being in captivity and was replaced with "TNT." Other live mascots followed—including "Whiskers," "Hot Tamale," and "Colonel"—only to pass from the scene due to death or being turned loose in the mountains after they did not thrive out of their native habitat.

Date	Team	Site	Ky.	Opp.
1910-11—Won 5, Lost 6.				
COACH: H. J. Iddings				
CAPTAIN: J. H. Gaiser				
Jan. 13	Lexington High	(H)	29	36
Jan. 20	Transylvania	(H)	18	23
Jan. 27	Ky. Wesleyan	(A)	19	21
Feb. 4	Bethany	(H)	24	11
Feb. 9	Ohio Wesleyan	(A)	19	37
Feb. 10	Otterbein	(A)	27	41
Feb. 11	Cin. Christ's Church	(A)	21	32
Feb. 17	Georgetown	(A)	47	22
Feb. 23	Butler	(H)	21	16
Feb. 28	Transylvania	(A)	22	19
Mar. 3	Transylvania	(H)	30	24
			277	282

1911-12—Won 9, Lost 0.

COACH: E. R. Sweetland
CAPTAIN: W. C. Harrison

Jan. 5	Georgetown	(H)	38	12
Jan. 12	Central U.	(A)	32	13
Jan. 19	Miami (Ohio) U.	(H)	31	14
Feb. 1	Central U.	(H)	52	10
Feb. 7	Tennessee	(H)	27	15
Feb. 16	Lexington YMCA	(H)	32	20
Feb. 22	Vanderbilt	(H)	28	17
Feb. 23	Vanderbilt	(H)	22	18
Mar. 1	Georgetown	(A)	19	18
			281	137

SOUTHERN CHAMPIONS

1912-13—Won 5, Lost 3.

COACH: J. J. Tigert
CAPTAIN: B. Barnett

Jan. 24	Lexington YMCA	(H)	25	27
Feb. 8	Cincinnati	(H)	20	18
Feb. 13	Marietta	(H)	42	16
Feb. 15	Louisville	(H)	34	10
Feb. 19	Vanderbilt	(H)	17	24
Feb. 20	Vanderbilt	(H)	42	29
Feb. 27	Miami (Ohio) U.	(H)	24	16
Mar. 1	Cin. Christ's Church	(H)	19	30
			223	170

1913-14—Won 11, Lost 2.

COACH: Alpha Brumage
CAPTAIN: William Tuttle

Jan. 10	Ashland YMCA	(H)	28	15
Jan. 17	Louisville YMCA	(H)	30	21
Jan. 21	Marshall	(A)	46	6
Jan. 20	Ashland YMCA	(A)	30	19
Jan. 22	Virginia U.	(A)	23	39
Jan. 24	Va. Military Inst.	(A)	18	32
Jan. 31	Louisville YMHA	(H)	59	12
Feb. 7	Louisville	(H)	22	17
Feb. 11	Tennessee	(H)	20	14
Feb. 12	Tennessee	(H)	20	18
Feb. 21	Cincinnati	(H)	20	18
Feb. 23	Chattanooga	(H)	40	7
Feb. 28	Marietta	(H)	19	17
			375	235

1914-15—Won 7, Lost 5.

COACH: Alpha Brumage
CAPTAIN: Ralph Morgan

Jan. 16	Maryville	(H)	37	17
Jan. 22	Louisville	(H)	18	14
Jan. 30	St. Andrew	(H)	35	15
Feb. 4	Maryville	(A)	23	22
Feb. 5	Tennessee	(A)	21	36
Feb. 6	Tennessee	(A)	22	27
Feb. 12	Vanderbilt	(H)	34	39
Feb. 13	Vanderbilt	(H)	36	24

Date	Team	Site	Ky.	Opp.
Feb. 17	Tennessee	(H)	22	13
Feb. 18	Tennessee	(H)	20	18
Feb. 26	St. Andrew	(A)	25	50
Feb. 27	Louisville	(A)	15	26
			308	301

1915-16—Won 8, Lost 6.

COACH: James Park
CAPTAIN: K. P. Zerfoss

Jan. 14	Cincinnati	(A)	39	24
Jan. 18	Georgetown	(A)	29	22
Jan. 31	Georgetown	(H)	30	22
Feb. 4	Vanderbilt	(H)	25	39
Feb. 5	Vanderbilt	(H)	20	23
Feb. 12	Louisville	(H)	22	28
Feb. 15	Centre	(A)	38	5
Feb. 19	Cincinnati	(H)	34	10
Feb. 22	Louisville	(A)	32	24
Feb. 23	Tennessee	(H)	17	28
Feb. 26	Maryville	(H)	36	25
Feb. 29	Centre	(H)	38	14
Mar. 3	Marietta	(H)	22	27
Mar. 4	Marietta	(H)	23	27
			405	318

1916-17—Won 4, Lost 6.

COACH: W. P. Tuttle
CAPTAIN: Robert Y. Ireland

Jan. 17	Centre	(H)	31	21
Jan. 27	Georgetown	(A)	19	22
Jan. 30	Rose Polytechnic	(H)	33	12
Feb. 9	Tennessee	(H)	20	23
Feb. 10	Tennessee	(H)	19	22
Feb. 16	Centre	(A)	24	28
Feb. 21	Georgetown	(H)	32	18
Mar. 1	Cumberland	(A)	48	20
Mar. 2	Tennessee	(A)	26	27
Mar. 3	Tennessee	(A)	10	30
			262	223

1917-18—Won 9, Lost 2, Tied 1.

COACH: S. A. Boles
CAPTAIN: Patrick Campbell

Jan. 9	Ky. Wesleyan	(H)	23	13
Jan. 17	Centre	(A)	21	29
Jan. 24	Georgetown	(H)	22	18
Feb. 7	Tennessee	(H)	33	26
Feb. 8	Tennessee	(H)	40	12
Feb. 9	Ky. Wesleyan	(A)	21	21

(This unique tie game resulted from scorer's error which was not discovered until after teams' departures. The contest was re-scheduled but never played for unknown reasons.)

Feb. 14	Georgetown	(A)	25	16
Feb. 21	Centre	(H)	22***20	
Feb. 28	Cumberland	(A)	42	21
Mar. 1	Tennessee	(A)	29	18
Mar. 2	Tennessee	(A)	32	20

POST-SEASON GAME
(For State Championship)

Mar. 9	Centre	(N1)	12	22
			322	236

*** Denotes 3 overtime periods.
(N1) Louisville

1918-19—Won 6, Lost 8.

COACH: Andrew Gill
CAPTAIN: J. A. Dishman

Jan. 13	Ky. Wesleyan	(H)	46	5
Jan. 18	Georgetown	(H)	30	32
Jan. 25	Centre	(A)	30	38
Jan. 31	Cincinnati	(A)	18	28
Feb. 6	Chattanooga	(A)	28	25
Feb. 7	Tennessee	(A)	22	40
Feb. 8	Cumberland	(A)	22	21
Feb. 14	Vanderbilt	(H)	26	36

Date	Team	Site	Ky.	Opp.
Feb. 15	Georgetown	(A)	18	22
Feb. 21	Cincinnati	(H)	34	21
Feb. 22	Ky. Wesleyan	(H)	18	13
Feb. 24	Centre	(H)	10	21
Feb. 28	Tennessee	(H)	30	14
Mar. 8	Miami (Ohio) U.	(H)	14	38
			346	354

1919-20—Won 5, Lost 7.

COACH: George C. Buchheit
CAPTAIN: J. C. Everett

Jan. 17	Cincinnati	(A)	11	13
Jan. 22	Maryville	(H)	27	16
Jan. 31	Georgetown	(H)	25	14
Feb. 5	Tennessee	(H)	24	29
Feb. 7	Tennessee	(H)	26	27
Feb. 14	Centre	(A)	15	44
Feb. 17	Georgetown	(A)	28	16
Feb. 21	Ky. Wesleyan	(H)	43	13
Feb. 26	Cumberland	(A)	21	30
Feb. 27	Tennessee	(A)	25	28
Feb. 28	Tennessee	(A)	36	25
Mar. 6	Centre	(H)	18	*20
			299	275

1920-21—Won 13, Lost 1.

COACH: George C. Buchheit
CAPTAIN: Basil Haydon

Jan. 12	Ky. Wesleyan	(H)	38	13
Jan. 15	Cumberland	(H)	37	21
Jan. 18	Georgetown	(H)	38	23
Jan. 21	Chattanooga	(H)	42	10
Jan. 26	Cincinnati	(A)	26	19
Jan. 29	Auburn	(H)	40	25
Feb. 8	Centre	(A)	27	29
Feb. 15	Georgetown	(A)	56	11
Feb. 18	Centre	(H)	20	13
Feb. 22	Vanderbilt	(H)	39	18

SIAA TOURNAMENT (Atlanta, Ga.)

Feb. 25	Tulane		50	28
Feb. 26	Mercer		49	24
Feb. 28	Mississippi A & M		28	13
Mar. 1	Georgia (championship)		20	19
			510	266

1921-22—Won 10, Lost 6.

COACH: George C. Buchheit
CAPTAIN: R. E. Lavin

Jan. 14	Georgetown	(H)	17	26
Jan. 17	Louisville	(A)	38	14
Jan. 18	Vanderbilt	(A)	12	22
Jan. 21	Louisville	(H)	29	22
Jan. 26	Miss. A & M	(H)	28	21
Jan. 27	Marshall	(H)	34	12
Feb. 4	Centre	(A)	27	21
Feb. 6	Georgetown	(A)	26	17
Feb. 8	Washington & Lee	(A)	21	20
Feb. 9	Ya. Military Inst.	(A)	32	37
Feb. 11	Georgetown U.	(A)	23	28
Feb. 13	Virginia	(A)	30	32
Feb. 16	Clemson	(H)	38	14
Feb. 20	Centre	(H)	40	23

SIAA TOURNAMENT (Atlanta, Ga.)

Feb. 24	Georgetown		41	21
Feb. 25	Mercer		22	35
			457	361

1922-23—Won 3, Lost 10.

COACH: George C. Buchheit
CAPTAIN: Fred Fest

Jan. 13	Georgetown	(A)	24	13
Jan. 20	Tennessee	(A)	26	30
Jan. 22	Chattanooga	(H)	25	18
Jan. 25	Alabama	(H)	35	45
Jan. 27	Centre	(H)	14	21

Date	Team	Site	Ky.	Opp.
Feb. 3	Georgia	(H)	19	23
Feb. 5	Cincinnati	(A)	24	33
Feb. 7	Centenary	(H)	21	38
Feb. 10	Tennessee	(H)	23	28
Feb. 14	Centre	(A)	10	17
Feb. 15	Clemson	(H)	17	30
Feb. 19	Georgetown	(H)	21	48
Feb. 23	Sewanee	(H)	30	14

289 348

1923-24—Won 13, Lost 3.

COACH: G. C. Buchheit
CAPTAIN: A. T. Rice

Jan. 1	Vanderbilt	(H)	33	13
Jan. 8	Mexico YMCA	(H)	25	14
Jan. 12	Georgetown	(A)	32	24
Jan. 14	Miss. A & M	(H)	16	17
Jan. 15	Sewanee	(H)	50	15
Jan. 18	Tennessee	(A)	14	20
Jan. 19	Chattanooga	(A)	24	23
Feb. 4	West Virginia	(H)	24	21
Feb. 9	Centre	(A)	27	18
Feb. 11	Georgetown	(H)	39	35
Feb. 13	Clemson	(H)	38	13
Feb. 14	Virginia	(H)	29	16
Feb. 19	Virginia Tech	(H)	36	14
Feb. 21	Centre	(H)	38	24
Feb. 23	Georgia Tech	(H)	33	27

SIAA TOURNAMENT (Atlanta, Ga.)

Feb. 29	North Carolina		20	41
			478	335

ALUMNI GYM ERA (1924-1950)

1924-25—Won 13, Lost 8.

COACH: C. O. Applegan
CAPTAIN: James McFarland

Dec. 13	Cincinnati	(H)	28	23
Dec. 18	Indiana	(H)	18	20
Dec. 20	Michigan	(H)	11	21
Jan. 3	Cincinnati	(A)	20	24
Jan. 5	Illinois	(A)	26	36
Jan. 6	Wabash	(A)	11	57
Jan. 9	Mississippi	(H)	26	23
Jan. 10	Georgetown	(H)	25	17
Jan. 17	Centre	(H)	33	26
Jan. 30	Washington & Lee	(H)	28	22
Feb. 2	West Virginia	(H)	29	19
Feb. 5	Alabama	(A)	15	24
Feb. 6	Georgia Tech	(A)	18	16
Feb. 7	Georgia	(A)	24	28
Feb. 9	Tennessee	(A)	34	22
Feb. 12	Tulane	(A)	29	22
Feb. 14	Georgetown	(A)	36	21
Feb. 18	Tennessee	(H)	26	21
Feb. 21	Centre	(H)	39	10

SOUTHERN CONF. TOUR. (Atlanta, Ga.)

Feb. 27	Mississippi A&M		31	26
Feb. 28	Georgia		31	32
			538	510

1925-26—Won 15, Lost 3.

COACH: Ray Eklund
CAPTAIN: Burgess Carey

Dec. 19	DePauw	(H)	29	38
Jan. 5	Indiana	(A)	23	34
Jan. 9	Berea	(H)	37	23
Jan. 12	Georgetown	(A)	36	21
Jan. 16	Georgia Tech	(H)	25	24
Jan. 22	Centre	(H)	45	25
Jan. 30	Georgetown	(H)	25	20
Feb. 1	Alabama	(H)	27	16
Feb. 4	Centre	(A)	46	19
Feb. 8	Auburn	(H)	35	26
Feb. 5	Washington & Lee	(H)	44	34

Date	Team	Site	Ky.	Opp.
Feb. 12	Tennessee	(A)	51	17
Feb. 15	Georgia	(A)	22	18
Feb. 18	Tennessee	(H)	27	21
Feb. 20	Vanderbilt	(H)	30	20

SOUTHERN CONF. TOUR. (Atlanta, Ga.)

Feb. 26	Va. Military Inst.		38	25
Feb. 27	Georgia		39	34
Mar. 1	Mississippi A&M		26	31
			605	446

1926-27—Won 3, Lost 13.

COACH: Basil Hayden
CAPTAIN: Paul Jenkins

Dec. 18	Cincinnati	(H)	10	48
Dec. 21	Indiana	(H)	19	38
Dec. 29	Cincinnati	(A)	23	51
Dec. 31	Princeton	(H)	26	30
Jan. 3	Florida	(H)	43	36
Jan. 10	Ky. Wesleyan	(A)	25	31
Jan. 15	Vanderbilt	(H)	32	48
Jan. 21	Tennessee	(A)	14	19
Jan. 22	Georgia Tech	(A)	16	48
Jan. 29	Centre	(H)	27	25
Feb. 1	Georgetown	(A)	19	26
Feb. 4	Washington & Lee	(H)	34	36
Feb. 7	West Virginia	(H)	26	44
Feb. 11	Mississippi	(H)	17	37
Feb. 12	Centre	(A)	22	16
Feb. 19	Tennessee	(H)	21	30
			374	563

1927-28—Won 12, Lost 6.

COACH: John Mauer
CAPTAIN: Paul Jenkins

Dec. 16	Clemson	(H)	33	17
Dec. 20	Miami (Ohio) U.	(H)	31	36
Jan. 4	Berea	(H)	37	16
Jan. 9	Centre	(A)	36	25
Jan. 14	Vanderbilt	(H)	43	23
Jan. 16	Virginia	(A)	31	28
Jan. 18	Naval Academy	(A)	26	32
Jan. 19	Maryland	(A)	7	37
Jan. 28	Tennessee	(H)	48	18
Feb. 3	Washington & Lee	(H)	34	28
Feb. 4	Indiana	(A)	29	48
Feb. 8	Vanderbilt	(A)	54	29
Feb. 9	Tennessee	(A)	43	16
Feb. 11	Georgia Tech	(H)	31	35
Feb. 18	Centre	(H)	30	20

SOUTHERN CONF. TOUR. (Atlanta, Ga.)

Feb. 24	South Carolina		56	40
Feb. 25	Georgia		33	16
Feb. 27	Mississippi		28	41
			630	505

1928-29—Won 12, Lost 5.

COACH: John Mauer
CAPTAIN: Lawrence McGinnis

Dec. 15	Eastern Normal	(H)	35	10
Dec. 21	Miami (Ohio) U.	(H)	43***42	
Jan. 4	North Carolina	(H)	15	25
Jan. 12	Notre Dame	(A)	19	16
Jan. 16	Georgia Tech	(A)	19	33
Jan. 17	Tennessee	(A)	35	29
Jan. 19	Tennessee	(H)	27	22
Jan. 26	Alabama	(H)	26	27
Feb. 1	Mississippi A&M	(A)	25	23
Feb. 2	Mississippi A&M	(A)	32	14
Feb. 3	Tulane	(A)	22	34
Feb. 8	Washington & Lee	(H)	31	30
Feb. 13	Centre	(H)	47	11
Feb. 22	Mississippi	(H)	35	30
Feb. 23	Mississippi	(H)	32	24

SOUTHERN CONF. TOUR. (Atlanta, Ga.)

Mar. 1	Tulane		29	15
Mar. 2	Georgia		24	26
			496	411

*** Denotes 3 overtime periods.

Date	Team	Site	Ky.	Opp.
------	------	------	-----	------

1929-30—Won 16, Lost 3.

COACH: John Mauer
CAPTAIN: Paul McBrayer

Dec. 14	Georgetown	(H)	46	9
Dec. 20	Miami (Ohio) U.	(H)	35	20
Dec. 31	Berea	(H)	29	26
Jan. 3	Clemson	(H)	31	15
Jan. 10	Creighton	(H)	27	28
Jan. 11	Creighton	(H)	25	21
Jan. 18	Tennessee	(H)	23	20
Jan. 24	Mississippi A&M	(H)	43	17
Jan. 25	Mississippi A&M	(H)	20	14
Jan. 31	Tennessee	(A)	26	29
Feb. 1	Georgia	(A)	22	21
Feb. 3	Clemson	(A)	34	20
Feb. 8	Georgia Tech	(H)	39	19
Feb. 14	Georgia	(H)	36	23
Feb. 18	Ky. Wesleyan	(H)	32	20
Feb. 22	Washington & Lee	(H)	28	*26

SOUTHERN CONF. TOUR. (Atlanta, Ga.)

Feb. 28	Maryland		26	21
Mar. 1	Sewanee		44	22
Mar. 3	Duke		32	37
			599	408

* Denotes overtime period.

ADOLPH RUPP ERA

1930-31—Won 15, Lost 3.

COACH: Adolph Rupp
CAPTAIN: Carey Spicer

Dec. 18	Georgetown	(H)	67	19
Dec. 27	Marshall	(H)	42	26
Dec. 31	Berea	(H)	41	25
Jan. 3	Clemson	(H)	33	21
Jan. 10	Tennessee	(H)	31	23
Jan. 16	Chattanooga	(H)	55	18
Jan. 21	Vanderbilt	(A)	42	37
Jan. 31	Tennessee	(A)	36	*32
Feb. 6	Washington & Lee	(H)	23	18
Feb. 9	Georgia Tech	(H)	38	34
Feb. 13	Georgia	(A)	16	25
Feb. 14	Clemson	(A)	26	29
Feb. 16	Georgia Tech	(A)	35	16
Feb. 20	Vanderbilt	(H)	43	23

SOUTHERN CONF. TOUR. (Atlanta, Ga.)

Feb. 27	North Carolina State		33	28
Feb. 28	Duke		35	30
Mar. 2	Florida		56	36
Mar. 3	Maryland (finals)		27	29
			679	469

* Denotes overtime period.

1931-32—Won 15, Lost 2.

COACH: Adolph Rupp
CAPTAIN: Ellis Johnson

Dec. 15	Georgetown	(H)	66	24
Dec. 18	Carnegie Tech	(H)	36	34
Dec. 23	Berea	(H)	52	27
Dec. 30	Marshall	(H)	46	16
Jan. 2	Clemson	(H)	43	24
Jan. 14	Clemson	(A)	30	17
Jan. 15	Sewanee	(A)	30	20
Jan. 16	Tennessee	(A)	29	28
Jan. 21	Chattanooga	(H)	51	17
Jan. 30	Washington & Lee	(H)	48	28
Feb. 6	Duke	(H)	37	30
Feb. 8	Alabama	(H)	50	22
Feb. 10	Vanderbilt	(A)	61	37
Feb. 13	Tennessee	(H)	41	27
Feb. 20	Vanderbilt	(H)	31	32

SOUTHERN CONF. TOUR. (Atlanta, Ga.)

Feb. 26	Tulane		50	30
Feb. 27	North Carolina		42	43
			743	456

Date	Team	Site	Ky.	Opp.
*1932-33—Won 20, Lost 3. (SEC: 8-0 1st) (TOURN: 4-0 1st)				
COACH: Adolph Rupp CAPTAIN: Forest Sale				
Dec. 12	Georgetown	(H)	62	21
Dec. 17	Marshall	(N1)	57	23
Dec. 20	*Tulane	(H)	53	17
Dec. 21	*Tulane	(H)	42	11
Dec. 30	Chicago	(A)	58	26
Jan. 2	Ohio State	(H)	30	46
Jan. 6	Creighton	(A)	32	26
Jan. 7	Creighton	(A)	22	34
Jan. 10	South Carolina	(H)	44	36
Jan. 14	*Tennessee	(A)	42	21
Jan. 16	Clemson	(H)	67	18
Jan. 28	*Tennessee	(H)	44	23
Jan. 31	*Vanderbilt	(A)	40	29
Feb. 1	Clemson	(A)	42	32
Feb. 2	South Carolina	(A)	38	44
Feb. 6	Mexico U.	(H)	81	22
Feb. 11	*Georgia Tech	(H)	45	22
Feb. 13	*Alabama	(N2)	35	21
Feb. 18	*Vanderbilt	(H)	45	28

SEC TOURNAMENT (Atlanta, Ga.)				
Feb. 25	Mississippi		49	31
Feb. 26	Florida		48	24
Feb. 27	L.S.U.		51	38
Feb. 28	Mississippi State		46	27
(championship)				
SEC CHAMPIONS			1073	630
(N1) Ashland, Ky.		(N2) Birmingham		

1933-34—Won 15, Lost 1. (SEC: 11-0 1st) (TOURN: 0-1)				
COACH: Adolph Rupp CAPTAIN: John DeMoisey				
Dec. 9	Georgetown	(H)	41	12
Dec. 14	Marshall	(H)	48	26
Dec. 16	Cincinnati	(H)	31	25
Dec. 21	*Tulane	(A)	32	22
Dec. 22	*Tulane	(A)	42	29
Jan. 12	*Sewanee	(A)	55	16
Jan. 13	*Tennessee	(A)	44	23
Jan. 20	Chattanooga	(H)	47	20
Jan. 27	*Tennessee	(H)	53	26
Feb. 1	*Alabama	(N1)	33	28
Feb. 3	*Vanderbilt	(A)	48	26
Feb. 8	*Alabama	(H)	26	21
Feb. 10	*Georgia Tech	(H)	49	25
Feb. 15	*Sewanee	(H)	60	15
Feb. 17	*Vanderbilt	(H)	47	27

SEC TOURNAMENT (Atlanta, Ga.)				
Feb. 24	Florida		32	38
(N1) Birmingham			688	379

*1934-35—Won 19, Lost 2. (SEC: 11-0 1st) (TOURN: —)				
COACH: Adolph Rupp CO-CAPTAINS: Dave Lawrence and Jack Tucker				
Dec. 10	Alumni	(H)	61	10
Dec. 13	Oglethorpe	(H)	81	12
Dec. 20	*Tulane	(A)	38	9
Dec. 21	*Tulane	(A)	52	12
Jan. 2	Chicago	(H)	42	16
Jan. 5	New York U.	(A)	22	23
Jan. 18	*Tulane	(H)	63	22
Jan. 19	*Tulane	(H)	55	12
Jan. 22	Chattanooga	(H)	66	19
Jan. 26	*Tennessee	(H)	48	21
Feb. 1	*Alabama	(N1)	33	26
Feb. 2	*Vanderbilt	(A)	58	22
Feb. 5	Xavier	(A)	40	27
Feb. 9	*Georgia Tech	(H)	57	30
Feb. 11	*Alabama	(H)	25	16
Feb. 13	Michigan State	(A)	26	32

Date	Team	Site	Ky.	Opp.
Feb. 16	*Tennessee	(A)	38	36
Feb. 22	Creighton	(H)	63	42
Feb. 23	Creighton	(H)	24	13
Mar. 2	*Vanderbilt	(H)	53	19
Mar. 7	Xavier	(H)	46	29

SEC CO-CHAMPIONS				
(N1) Birmingham			991	448

1935-36—Won 15, Lost 6. (SEC: 6-2 1st) (TOURN: 1-1)				
COACH: Adolph Rupp CAPTAIN: Millard Anderson				
Dec. 6	Georgetown	(H)	42	17
Dec. 17	Berea	(H)	58	30
Dec. 23	Pittsburgh	(H)	35	17
Jan. 8	New York U.	(A)	28	41
Jan. 14	Xavier	(A)	36	32
Jan. 17	*Tulane	(H)	49	24
Jan. 18	*Tulane	(H)	39	21
Jan. 21	Michigan State	(H)	27	19
Jan. 25	*Tennessee	(H)	40	31
Feb. 1	*Vanderbilt	(A)	23	32
Feb. 3	*Alabama	(A)	32	30
Feb. 7	*Alabama	(H)	40	34
Feb. 10	Notre Dame	(A)	20	41
Feb. 11	Butler	(A)	39	28
Feb. 15	*Tennessee	(A)	28	39
Feb. 18	Xavier	(H)	49	40
Feb. 21	Creighton	(H)	68	38
Feb. 22	Creighton	(H)	29	31
Feb. 24	*Vanderbilt	(H)	61	41

SEC TOURNAMENT (Knoxville, Tenn.)				
Feb. 28	Mississippi State		41	39
Mar. 1	Tennessee		28	39
			812	664

*1936-37—Won 17, Lost 5. (SEC: 5-3 5th) (TOURN: 3-0 1st)				
COACH: Adolph Rupp CAPTAIN: Warfield Donohue				
Dec. 9	Georgetown	(H)	46	21
Dec. 12	Berea	(H)	70	26
Dec. 15	Xavier	(A)	34	28
Dec. 21	Centenary	(H)	37	19
Jan. 2	Michigan State	(H)	28	21
Jan. 5	Notre Dame	(N1)	28	41
Jan. 8	Creighton	(H)	59	36
Jan. 14	Michigan State	(A)	23	24
Jan. 16	Akron U.	(N2)	32	22
Jan. 23	*Tennessee	(H)	43	26
Jan. 30	*Vanderbilt	(A)	41	26
Feb. 1	*Alabama	(N3)	38	27
Feb. 3	*Tulane	(A)	28	35
Feb. 4	*Tulane	(A)	28	25
Feb. 8	Mexico U.	(H)	60	30
Feb. 10	*Alabama	(H)	31	34
Feb. 13	*Tennessee	(A)	24	26
Feb. 20	*Vanderbilt	(H)	51	19
Feb. 22	Xavier	(H)	23	15

SEC TOURNAMENT (Knoxville, Tenn.)				
Feb. 26	Louisiana State		57	37
Feb. 28	Georgia Tech		40	30
Mar. 1	Tennessee (championship)		39	25
SEC CHAMPIONS			860	593
(N1) Louisville (N2) Cincinnati (N3) Birmingham				

1937-38—Won 13, Lost 5. (SEC: 6-0 1st) (TOURN: 0-1)				
COACH: Adolph Rupp CAPTAIN: J. Rice Walker				
Dec. 5	Berea	(H)	67	33
Dec. 18	Cincinnati	(H)	38	21
Dec. 22	Centenary	(H)	35	25

Date	Team	Site	Ky.	Opp.
SUGAR BOWL TOURNAMENT New Orleans, La.				
Dec. 29	Pittsburgh (championship)		40	29
Jan. 8	Michigan State	(A)	37	42
Jan. 10	Detroit	(A)	26	34
Jan. 15	Notre Dame	(A)	37	47
Jan. 22	*Tennessee	(H)	52	27
Jan. 29	*Vanderbilt	(A)	42	19
Jan. 31	*Alabama	(N1)	57	31
Feb. 5	Xavier	(A)	32	39
Feb. 7	Michigan State	(H)	44	27
Feb. 12	*Alabama	(H)	27	21
Feb. 14	Marquette	(H)	35	33
Feb. 17	Xavier	(H)	45	29
Feb. 21	*Vanderbilt	(H)	48	24
Feb. 26	*Tennessee	(A)	29	26
SEC TOURNAMENT (Baton Rouge, La.)				
Mar. 3	Tulane		34	36
(N1) Birmingham			725	541

*1938-39—Won 16, Lost 4. (SEC: 5-2 3rd)
(Tou: 3-0 1st)

COACH: Adolph Rupp
CAPTAIN: Bernard Opper

Dec. 2	Georgetown	(H)	39	19
Dec. 10	Ky. Wesleyan	(H)	57	18
Dec. 17	Cincinnati	(H)	44	27
Dec. 21	Washington & Lee	(H)	67	47
Jan. 1	Long Island	(A)	34	52
Jan. 6	St. Joseph's	(A)	41	30
Jan. 14	Notre Dame	(N1)	37	42
Jan. 21	*Tennessee	(H)	29	30
Jan. 28	*Alabama	(N2)	38	41
Jan. 30	*Vanderbilt	(A)	51	37
Feb. 4	Marquette	(H)	37	31
Feb. 8	Xavier	(A)	41	31
Feb. 11	*Alabama	(H)	45	27
Feb. 13	*Mississippi State	(H)	39	28
Feb. 18	*Tennessee	(A)	36	**34
Feb. 21	Xavier	(H)	43	23
Feb. 25	*Vanderbilt	(H)	52	27

SEC TOURNAMENT (Knoxville, Tenn.)				
Mar. 2	Mississippi		49	30
Mar. 3	Louisiana State		53	34
Mar. 4	Tennessee (championship)		46	38
			878	646

SEC CHAMPIONS
(N1) Louisville (N2) Birmingham
** Denotes 2 overtime periods

*1939-40—Won 15, Lost 6. (SEC: 4-4 7th)
(Tou: 3-0 1st)

COACH: Adolph Rupp
CAPTAIN: Layton Rouse

Dec. 9	Berea	(H)	74	24
Dec. 16	Cincinnati	(H)	30	39
Dec. 21	Clemson	(A)	55	31
SUGAR BOWL (New Orleans, La.)				
Dec. 27	Ohio State (championship)		36	30
Jan. 1	Kansas State	(H)	53	26
Jan. 6	Xavier	(A)	42	41
Jan. 8	West Virginia	(H)	47	38
Jan. 13	Notre Dame	(A)	47	52
Jan. 20	*Tennessee	(H)	35	26
Jan. 27	*Alabama	(N1)	32	36
Jan. 29	*Vanderbilt	(A)	32	40
Feb. 3	Marquette	(A)	51	45
Feb. 10	*Alabama	(H)	46	18
Feb. 12	Xavier	(H)	37	29
Feb. 13	*Mississippi State	(H)	45	37
Feb. 17	*Tennessee	(A)	23	27
Feb. 19	*Georgia Tech	(A)	39	44
Feb. 24	*Vanderbilt	(H)	43	38

Date	Team	Site	Ky.	Opp.
SEC TOURNAMENT (Knoxville, Tenn.)				
Feb. 29	Vanderbilt		44	31
Mar. 1	Tennessee		30	29
Mar. 2	Georgia (championship)		51	43
			892	724

SEC CHAMPIONS
(N1) Birmingham

1940-41—Won 17, Lost 8. (SEC: 8-1 1st)
(Tou: 3-1 2nd)

COACH: Adolph Rupp
CAPTAIN: Lee Huber

Dec. 7	Alumni	(H)	62	25
Dec. 12	West Virginia	(H)	46	34
Dec. 13	Maryville	(H)	53	14
Dec. 18	Nebraska	(A)	39	40
Dec. 19	Creighton	(A)	45	54
Dec. 20	Kansas State	(A)	28	25
Dec. 27	Centenary	(H)	70	18

SUGAR BOWL (New Orleans, La.)				
Dec. 30	Indiana		45	48
Jan. 4	Notre Dame	(N1)	47	48
Jan. 9	Xavier	(A)	48	43
Jan. 11	West Virginia	(A)	43	56
Jan. 18	*Tennessee	(A)	22	32
Jan. 20	*Georgia Tech	(A)	47	37
Jan. 25	Xavier	(H)	44	49
Feb. 1	*Vanderbilt	(A)	51	50
Feb. 3	*Alabama	(A)	38	36
Feb. 8	*Alabama	(H)	46	38
Feb. 10	*Mississippi	(H)	60	41
Feb. 15	*Tennessee	(H)	37	28
Feb. 17	*Georgia Tech	(H)	60	41
Feb. 24	*Vanderbilt	(H)	58	31

SEC TOURNAMENT (Louisville, Ky.)				
Feb. 27	Mississippi		62	52
Feb. 28	Tulane		59	30
Mar. 1	Alabama		39	37
Mar. 2	Tennessee		33	36
			1182	943

(N1) Louisville

*1941-42—Won 19, Lost 6. (SEC: 6-2 3rd)
(Tou: 4-0 1st)

COACH: Adolph Rupp
CAPTAIN: Carl Staker

Dec. 6	Miami (Ohio) U.	(H)	35	21
Dec. 13	Ohio State	(A)	41	43
Dec. 16	Nebraska	(H)	42	27
Dec. 22	South Carolina	(H)	64	25
Dec. 30	Texas A&M	(H)	49	29
Jan. 2	Washington & Lee	(H)	62	32
Jan. 10	Xavier	(A)	40	39
Jan. 17	*Tennessee	(A)	40	46
Jan. 19	*Georgia	(A)	51	26
Jan. 20	*Georgia Tech	(A)	63	53
Jan. 24	Mexico	(H)	56	26
Jan. 31	*Georgia	(H)	55	38
Feb. 2	*Alabama	(A)	35	41
Feb. 7	Notre Dame	(A)	43	46
Feb. 9	*Alabama	(H)	50	34
Feb. 14	*Tennessee	(A)	36	33
Feb. 16	*Georgia Tech	(H)	57	51
Feb. 21	Xavier	(H)	44	36

SEC TOURNAMENT Louisville, Ky.				
Feb. 26	Florida		42	36
Feb. 27	Mississippi		59	32
Feb. 28	Auburn		40	31
Mar. 1	Alabama (championship)		36	34

SEC CHAMPIONS

POST SEASON GAME (Louisville, Ky.)				
Mar. 14	Great Lakes		47	58

Date	Team	Site	Ky.	Opp.
NCAA TOURNAMENT (New Orleans, La.)				
Mar. 20	Illinois		46	44
Mar. 21	Dartmouth		28	47
			1161	928

1942-43—Won 17, Lost 6. (SEC: 8-1 1st)
(TOWNS: 3-1 2nd)

COACH: Adolph Rupp
CAPTAIN: Melvin Brewer

Dec. 12	Cincinnati	(H)	61	39
Dec. 19	Washington	(H)	45	38
Dec. 23	Indiana	(N1)	52	58
Jan. 2	Ohio State	(H)	40	45
Jan. 4	Ft. Knox	(H)	64	30
Jan. 9	Xavier	(A)	43	38
Jan. 16	*Tennessee	(A)	30	28
Jan. 18	*Georgia	(A)	60	28
Jan. 19	*Georgia Tech	(A)	38	36
Jan. 23	Notre Dame	(N1)	60	55
Jan. 26	*Vanderbilt	(H)	39	38
Jan. 30	*Alabama	(A)	32	41
Feb. 1	*Vanderbilt	(A)	54	43
Feb. 6	*Alabama	(H)	67	41
Feb. 8	Xavier	(H)	48	36
Feb. 13	*Tennessee	(H)	53	29
Feb. 15	*Georgia Tech	(H)	58	31
Feb. 20	De Paul	(A)	44	53

SEC TOURNAMENT
Louisville, Ky.

Feb. 25	Tulane		48	31
Feb. 26	Georgia		59	30
Feb. 27	Mississippi State		52	43
Feb. 28	Tennessee		30	33

POST-SEASON GAME (N1)

Mar. 6	Great Lakes		39	53
			1124	887

(N1) Louisville

* 1943-44—Won 19, Lost 2. (SEC: 0-0)
(TOWNS: 3-0 1st)

COACH: Adolph Rupp
CAPTAIN:

Dec. 1	Ft. Knox	(H)	51	18
Dec. 4	Berea (Naval V-12)	(H)	54	40
Dec. 11	Indiana	(N1)	66	41
Dec. 13	Ohio State	(A)	40	28
Dec. 18	Cincinnati	(H)	58	30
Dec. 20	Illinois	(A)	41	43
Dec. 28	Carnegie Tech	(A)	61	14
Dec. 30	St. John's	(A)	44	38
Jan. 8	Notre Dame	(N1)	55	54
Jan. 15	Wright Field	(H)	61	28
Jan. 31	Ft. Knox A.R.C.	(H)	76	48
Feb. 5	DePauw	(H)	38	35
Feb. 7	Illinois	(H)	51	40
Feb. 12	Cincinnati	(A)	38	35
Feb. 26	Ohio U.	(H)	51	35

SEC TOURNAMENT (Louisville, Ky.)

Mar. 2	Georgia		57	29
Mar. 3	Louisiana State		55	28
Mar. 4	Tulane (championship)		62	46

SEC CHAMPIONS

NATIONAL INVITATION TOUR. (New York)

Mar. 20	Utah		46	38
Mar. 22	St. John's		45	48
Mar. 26	Oklahoma A&M (consolation)		45	29

(N1) Louisville 1095 745

* 1944-45—Won 22, Lost 4. (SEC: 4-1 1st)
(TOURN: 4-0 1st)

COACH: Adolph Rupp
CAPTAIN:

Dec. 2	Ft. Knox	(H)	56	23
Dec. 4	Berea	(H)	56	32

Date	Team	Site	Ky.	Opp.
Dec. 9	Cincinnati	(H)	66	24
Dec. 16	Indiana	(N1)	61	43
Dec. 23	Ohio State	(H)	53	*48
Dec. 26	Wyoming	(N2)	50	46
Dec. 30	Temple	(A)	45	44
Jan. 1	Long Island	(A)	62	*52
Jan. 6	Ohio U.	(H)	59	46
Jan. 8	Arkansas State	(H)	75	6
Jan. 13	Michigan State	(H)	66	35
Jan. 20	*Tennessee	(A)	34	35
Jan. 22	*Georgia Tech	(A)	64	58
Jan. 27	Notre Dame	(N1)	58	*59
Jan. 29	*Georgia	(H)	73	37
Feb. 3	*Georgia Tech	(H)	51	32
Feb. 5	Michigan State	(A)	50	66
Feb. 17	*Tennessee	(H)	40	34
Feb. 19	Ohio U.	(A)	61	38
Feb. 24	Cincinnati	(A)	65	35

SEC TOURNAMENT (Louisville, Ky.)

Mar. 1	Florida		57	35
Mar. 2	Louisiana State		68	37
Mar. 3	Alabama		52	41
Mar. 3	Tennessee (championship)		39	35

SEC CHAMPIONS

NCAA TOURNAMENT (New York)

Mar. 20	Ohio State		37	45
Mar. 21	Tufts (consolation)		66	56

* Denotes overtime period. 1464 1042

(N1) Louisville

(N2) Buffalo, N. Y.

* 1945-46—Won 28, Lost 2. (SEC: 6-0 1st)
(TOURN: 4-0 1st)

COACH: Adolph Rupp
CAPTAIN: Jack Parkinson

Dec. 1	Ft. Knox	(H)	59	36
Dec. 7	Western Ontario	(H)	51	42
Dec. 8	Western Ontario	(H)	71	28
Dec. 15	Cincinnati	(H)	67	31
Dec. 18	Arkansas	(H)	67	42
Dec. 21	Oklahoma	(H)	43	33
Dec. 29	St. John's	(A)	73	59
Jan. 1	Temple	(A)	45	53
Jan. 5	Ohio U.	(H)	57	48
Jan. 7	Fort Benning	(H)	81	25
Jan. 12	Michigan State	(A)	55	44
Jan. 14	Xavier	(A)	62	36
Jan. 19	*Tennessee	(A)	50	32
Jan. 21	*Georgia Tech	(A)	68	43
Jan. 26	Notre Dame	(N1)	47	56
Jan. 28	*Georgia Tech	(H)	54	26
Feb. 2	Michigan State	(H)	59	51
Feb. 4	*Vanderbilt	(A)	59	37
Feb. 9	*Vanderbilt	(N2)	64	31
Feb. 16	*Tennessee	(H)	54	34
Feb. 19	Ohio U.	(A)	60	52
Feb. 23	Xavier	(H)	83	40

SEC TOURNAMENT (Louisville, Ky.)

Feb. 28	Auburn		69	24
Mar. 1	Florida		69	32
Mar. 2	Alabama		59	30
Mar. 2	Louisiana State (championship)		59	36

SEC CHAMPIONS

POST-SEASON GAME
Louisville, Ky.

Mar. 9	Temple		54	43
--------	--------	--	----	----

NATIONAL INVITATION TOUR. (New York)

Mar. 16	Arizona		77	53
Mar. 18	West Virginia		59	51
Mar. 20	Rhode Island (Championship)		46	45

(N1) Louisville 1821 1198

(N2) Paducah, Ky.

Date	Team	Site	Ky.	Opp.
*1946-47—Won 34, Lost 3. (SEC: 11-0 1st) (Tours: 4-0 1st)				
COACH: Adolph Rupp CAPTAIN: Ken Rollins				
Nov. 28	Indiana Central	(H)	78	36
Nov. 30	*Tulane	(H)	64	35
Dec. 2	Ft. Knox	(H)	68	31
Dec. 7	Cincinnati	(A)	80	49
Dec. 9	Idaho	(H)	65	35
Dec. 12	De Paul	(N1)	65	45
Dec. 14	Texas A&M	(H)	83	18
Dec. 16	Miami (Ohio) U.	(H)	62	49
Dec. 21	St. John's	(N2)	70	50
Dec. 23	Baylor	(H)	75	34
Dec. 28	Wabash	(H)	96	24

SUGAR BOWL (New Orleans, La.)

Dec. 30	Oklahoma A&M		31	37
Jan. 4	Ohio U.	(H)	46	36
Jan. 11	Dayton U.	(H)	70	29
Jan. 13	*Vanderbilt	(A)	82	30
Jan. 18	*Tennessee	(A)	54	39
Jan. 20	*Georgia Tech	(A)	70	47
Jan. 21	*Georgia	(A)	84	45
Jan. 25	Xavier	(H)	71	34
Jan. 27	Michigan State	(H)	86	36
Feb. 1	Notre Dame	(N1)	60	30
Feb. 3	*Alabama	(A)	48	37
Feb. 8	De Paul	(A)	47	53
Feb. 10	*Georgia	(H)	81	40
Feb. 15	*Tennessee	(H)	61	46
Feb. 17	*Alabama	(H)	63	33
Feb. 19	Xavier	(A)	58	31
Feb. 21	*Vanderbilt	(A)	84	41
Feb. 22	*Georgia Tech	(H)	83	46

SEC TOURNAMENT (Louisville, Ky.)

Feb. 27	Vanderbilt		98	29
Feb. 28	Auburn		84	18
Mar. 1	Georgia Tech		75	53
Mar. 1	Tulane (championship)		55	38

SEC CHAMPIONS

POST-SEASON GAME (Louisville)

Mar. 8	Temple		68	29
--------	--------	--	----	----

NATIONAL INVITATION TOURNAMENT
New York, N. Y.

Mar. 17	Long Island		63	62
Mar. 19	North Carolina State		60	42
Mar. 24	Utah		45	49

(N1) Louisville 2533 1416
(N2) Mad. Sq. Gar., Record Crowd, 18,493

*1947-48—Won 36, Lost 3. (SEC: 9-0 1st)
(Tours: 4-0 1st)

COACH: Adolph Rupp
CAPTAIN: Kenneth Rollins

Nov. 29	Indiana Central	(H)	80	41
Dec. 1	Ft. Knox	(H)	80	41
Dec. 5	Tulsa U.	(H)	72	18
Dec. 6	Tulsa U.	(H)	71	22
Dec. 10	De Paul	(N1)	74	50
Dec. 13	Cincinnati	(A)	67	31
Dec. 17	Xavier U.	(H)	79	37
Dec. 20	Temple U.	(A)	59	60
Dec. 23	St. John's	(A)	52	40
Jan. 2	Creighton	(A)	65	23
Jan. 3	Western Ontario	(H)	98	41
Jan. 5	Miami (Ohio)	(A)	67	53
Jan. 10	Michigan State	(A)	47	45
Jan. 12	Ohio U.	(A)	79	57
Jan. 17	*Tennessee	(A)	65	54
Jan. 19	*Georgia Tech	(A)	71	56
Jan. 20	*Georgia	(A)	88	51
Jan. 24	Cincinnati	(H)	70	43
Jan. 31	De Paul	(A)	68	51
Feb. 2	Notre Dame	(A)	55	64
Feb. 5	*Alabama	(A)	41	31
Feb. 5	Washington U.	(N2)	69	39

Date	Team	Site	Ky.	Opp.
Feb. 9	*Vanderbilt	(A)	82	51
Feb. 14	*Tennessee	(H)	69	42
Feb. 16	*Alabama	(H)	63	33
Feb. 20	*Vanderbilt	(H)	79	43
Feb. 21	*Georgia Tech	(H)	78	54
Feb. 24	Temple	(N1)	58	38
Feb. 28	Xavier	(A)	59	37

SEC TOURNAMENT (Louisville, Ky.)

Mar. 4	Florida		87	31
Mar. 5	Louisiana State		63	47
Mar. 6	Tennessee		70	47
Mar. 6	Georgia Tech (championship)		54	43

SEC CHAMPIONS

NCAA TOURNAMENT (New York)

Mar. 18	Columbia		76	53
Mar. 20	Holy Cross		60	52
Mar. 23	Baylor (championship)		58	42

NATIONAL CHAMPIONS

OLMPIC TRIALS (New York)

Mar. 27	Louisville		91	57
Mar. 29	Baylor		77	59
Mar. 31	Phillips Oilers (AAU Champs)		49	53

(N1) Louisville 2690 1730
(N2) Memphis

OLYMPIC TEAM EXHIBITION GAMES

Kentucky vs. Phillips Oilers

6-30-48	—Tulsa, Okla.		52	60
7-2-48	—Kansas City, Mo.		70	**69
7-9-48	—Lexington, Ky.		50	56

†OLYMPIC GAMES (London, England)

July 30	Switzerland		86	21
Aug. 2	Czechoslovakia		53	28
Aug. 3	Argentina		59	57
Aug. 4	Egypt		66	28
Aug. 6	Peru		61	33
Aug. 9	Uruguay		63	28
Aug. 11	Mexico		71	40
Aug. 13	France (championship)		65	21

WORLD CHAMPIONS

** Denotes two overtime periods.
† Kentucky participated as part of U.S. basketball entry.

*1948-49—Won 32, Lost 2. (SEC: 13-0 1st)
(Tours: 4-0 1st)

COACH: Adolph Rupp
CAPTAIN:

Nov. 29	Indiana Central	(H)	74	38
Dec. 8	De Paul	(N1)	67	36
Dec. 10	Tulsa U.	(H)	81	27
Dec. 13	Arkansas	(H)	76	39
Dec. 16	Holy Cross	(A)	51	48
Dec. 18	St. John's	(A)	57	30
Dec. 22	*Tulane	(N1)	51	47

SUGAR BOWL (New Orleans, La.)

Dec. 29	*Tulane		78	47
Dec. 30	St. Louis		40	42
Jan. 11	Bowling Green	(N2)	63	61
Jan. 15	*Tennessee	(A)	66	51
Jan. 17	*Georgia Tech	(A)	56	45
Jan. 22	De Paul	(A)	56	45
Jan. 29	Notre Dame	(N1)	62	38
Jan. 31	*Vanderbilt	(A)	72	50
Feb. 2	*Alabama	(A)	56	40
Feb. 3	*Mississippi	(N3)	75	45
Feb. 5	Bradley	(N4)	62	52
Feb. 8	*Tennessee	(H)	71	56
Feb. 12	Xavier	(H)	96	50
Feb. 14	*Alabama	(H)	74	32
Feb. 16	*Mississippi	(H)	85	31
Feb. 19	*Georgia Tech	(H)	78	32

Date	Team	Site	Ky.	Opp.
Feb. 21	*Georgia	(H)	95	40
Feb. 24	Xavier	(A)	51	40
Feb. 26	*Vanderbilt	(H)	70	37

SEC TOURNAMENT (Louisville, Ky.)

Mar. 3	Florida		73	36
Mar. 4	Auburn		70	39
Mar. 5	Tennessee		83	44
Mar. 5	Tulane (championship)		68	52

SEC CHAMPIONS

NATIONAL INVITATION TOUR. (New York)

Mar. 14	Loyola of Chicago		56	67
---------	-------------------	--	----	----

NCAA TOURNAMENT

(Eastern Regionals)

New York, N. Y.

Mar. 21	Villanova		85	72
Mar. 22	Illinois		76	47

NCAA FINALS (Seattle, Wash.)

Mar. 26	Oklahoma A&M (championship)		46	36
---------	-----------------------------	--	----	----

2320 1492

NATIONAL CHAMPIONS

(N1) Louisville	(N3) Memphis
(N2) Cleveland	(N4) Owensboro, Ky.

*1949-50—Won 25, Lost 5. (SEC: 11-2 1st)
(TOUR: 3-0 1st)

COACH: Adolph Rupp
CAPTAIN: Dale Barnstable

Dec. 3	Indiana Central	(H)	84	61
Dec. 10	Western Ontario	(H)	90	18
Dec. 15	St. John's	(A)	58	69
Dec. 21	De Paul	(N1)	49	47
Dec. 25	Purdue	(A)	60	54

SUGAR BOWL (New Orleans, La.)

Dec. 29	Villanova		57	*56
Dec. 30	Bradley (championship)		71	66

Jan. 2	Arkansas	(A)	57	53
Jan. 4	*Mississippi State	(N2)	87	55
Jan. 9	North Carolina U.	(H)	83	44
Jan. 14	*Tennessee	(A)	53	66
Jan. 16	*Georgia Tech	(A)	61	47
Jan. 17	*Georgia	(A)	60	71
Jan. 21	De Paul	(A)	86	53
Jan. 23	Notre Dame	(A)	51	64
Jan. 26	Xavier	(A)	58	47
Jan. 28	*Georgia	(H)	88	56
Jan. 30	*Vanderbilt	(A)	58	54
Feb. 2	*Alabama	(A)	66	64
Feb. 4	*Mississippi	(N3)	61	55
Feb. 11	*Tennessee	(H)	79	52
Feb. 13	*Alabama	(H)	77	57
Feb. 15	*Mississippi	(H)	90	50
Feb. 18	*Georgia Tech	(H)	97	62
Feb. 23	Xavier	(H)	58	53
Feb. 25	*Vanderbilt	(H)	70	66

SEC TOURNAMENT (Louisville, Ky.)

Mar. 2	Mississippi State		56	46
Mar. 3	Georgia		79	63
Mar. 4	Tennessee (championship)		95	58

SEC CHAMPIONS

NATIONAL INVITATION TOUR. (New York)

Mar. 14	City Col. of N. Y.		50	89
---------	--------------------	--	----	----

2089 1696

(N1) Louisville
(N2) Owensboro
(N3) Memphis

* Denotes overtime period.

Date	Team	Site	Ky.	Opp.
------	------	------	-----	------

MEMORIAL COLISEUM ERA

*1950-51—Won 32, Lost 2. (SEC: 14-0 1st)
(TOUR: 3-1 2nd)
(Including exhibition games, Kentucky won 39½ games and lost 2.)

COACH: Adolph Rupp

CAPTAIN: Walt Hirsch

Dec. 1	West Texas State	(H)	73	43
Dec. 9	†Purdue	(H)	70	52
Dec. 12	Xavier	(A)	67	56
Dec. 14	*Florida	(H)	85	37
Dec. 16	Kansas	(H)	68	39
Dec. 23	St. John's	(A)	43	37

SUGAR BOWL (New Orleans, La.)

Dec. 29	St. Louis		42	*43
Dec. 30	Syracuse (consolation)		69	59

Jan. 5	*Auburn	(H)	79	35
Jan. 8	De Paul	(H)	63	55
Jan. 13	*Alabama	(H)	65	48
Jan. 15	Notre Dame	(H)	69	44
Jan. 20	*Tennessee	(A)	70	45
Jan. 22	*Georgia Tech	(A)	82	61
Jan. 27	*Vanderbilt	(A)	74	49
Jan. 29	*Tulane	(A)	104	68
Jan. 31	*Louisiana State	(A)	81	59
Feb. 2	*Mississippi State	(A)	80	60
Feb. 3	*Mississippi	(N1)	86	39
Feb. 9	*Georgia Tech	(H)	75	42
Feb. 13	Xavier	(H)	78	51
Feb. 17	*Tennessee	(H)	86	61
Feb. 19	De Paul	(A)	60	57
Feb. 23	*Georgia	(H)	88	41
Feb. 24	*Vanderbilt	(H)	89	57

SEC CHAMPIONS

SEC TOURNAMENT (Louisville, Ky.)

Mar. 1	Mississippi State		92	70
Mar. 2	Auburn		84	54
Mar. 3	Georgia Tech		82	56
Mar. 3	Vanderbilt		57	61

POST-SEASON GAME

Mar. 13	Loyola of Chicago	(H)	97	61
---------	-------------------	-----	----	----

NCAA TOURNAMENT

Mar. 20	Louisville		79	68
	(Eastern Regional—New York N.Y.)			
Mar. 22	St. John's		59	43
Mar. 24	Illinois		76	74
	(National Finals— Minneapolis, Minn.)			
Mar. 27	Kansas St. (championship)		68	58

NATIONAL CHAMPIONS 2540 1783

EXHIBITION GAME

Apr. 27	Ky. All-Stars	(H)	92	49
---------	---------------	-----	----	----

PUERTO RICO EXHIBITION TOUR

Aug. 25	San German Athletics		86	38
Aug. 26	Ponce Lions		83	43
Aug. 27	San Turce		93	40
Aug. 29	Univ. of Puerto Rico		91	44
Sept. 2	U. S. Navy		52	23

(Called at half on account of rain)

Sept. 3	Puerto Rico All-Stars		75	46
---------	-----------------------	--	----	----

† Memorial Coliseum Dedication Game.

* Denotes overtime period.

(N1) Owensboro, Ky.

*1951-52—Won 29, Lost 3. (SEC: 14-0 1st)
(TOUR: 4-0 1st)

COACH: Adolph Rupp

CAPTAIN: Robert Watson

Dec. 8	Washington & Lee	(H)	96	46
Dec. 10	Xavier	(A)	97	72
Dec. 13	Minnesota	(A)	57	61
Dec. 17	St. John's	(H)	81	40

Date	Team	Site	Ky.	Opp.
Dec. 20	De Paul	(H)	98	60
Dec. 26	U.C.L.A.	(H)	84	53
SUGAR BOWL (New Orleans, La.)				
Dec. 28	Brigham Young		84	64
Dec. 29	St. Louis		60	61
Jan. 2	Mississippi†	(N1)	116	58
Jan. 5	*Louisiana State	(H)	57	47
Jan. 7	Xavier	(H)	83	50
Jan. 12	*Florida	(A)	99	52
Jan. 16	*Georgia	(N2)	99	55
Jan. 19	*Tennessee	(A)	65	56
Jan. 21	*Georgia Tech	(A)	96	51
Jan. 26	*Alabama	(A)	71	67
Jan. 28	*Vanderbilt	(A)	88	51
Jan. 30	*Auburn	(A)	88	48
Feb. 2	Notre Dame	(N3)	71	66
Feb. 4	*Tulane	(H)	103	54
Feb. 6	*Mississippi	(H)	81	61
Feb. 9	*Georgia Tech	(H)	93	42
Feb. 11	*Mississippi State	(H)	110	66
Feb. 16	*Tennessee	(H)	95	40
Feb. 21	*Vanderbilt	(H)	75	45
Feb. 23	De Paul	(A)	63	61

SEC CHAMPIONS

SEC TOURNAMENT (Louisville, Ky.)#

Feb. 28	Georgia Tech	80	59
Feb. 29	Tulane	85	61
Mar. 1	Tennessee	81	66
Mar. 1	Louisiana State (championship)	44	43

NCAA TOURNAMENT
(Eastern Regionals)
Raleigh, N. C.

Mar. 21	Penn. State	82	54
Mar. 22	St. John's	57	64
		2639	1774

† Not counted as SEC game.

(N1) Owensboro, Ky.

(N2) Louisville

(N3) Chicago

Tournament abandoned after 1952.

1952-53—No Schedule.

(Under suspension by NCAA)

Intra-Squad Scrimmage Results

COACH: Adolph Rupp

CO-CAPTAINS: Cliff Hagan and Frank Ramsey

Dec. 13	Varsity	76	Freshmen	45
Jan. 19	Ramsays	71	Hagans	50
Feb. 4	Hagans	68	Ramsays	55
Feb. 28	Blues	49	Whites	47
		264		197

* 1953-54—Won 25, Lost 0. (SEC: 14-0 T1st)

COACH: Adolph Rupp

CO-CAPTAINS: Cliff Hagan and Frank Ramsey

Dec. 5	Temple	(H)	86	59
Dec. 12	Xavier	(A)	81	66
Dec. 14	Wake Forest	(H)	101	69
Dec. 18	St. Louis	(A)	71	59

UK INVITATIONAL TOURNAMENT

Dec. 21	Duke		85	69
Dec. 22	LaSalle (championship)		73	60
Dec. 28	Minnesota	(H)	74	59
Jan. 4	Xavier	(H)	77	71
Jan. 9	*Georgia Tech	(H)	105	53
Jan. 11	De Paul	(H)	81	63
Jan. 16	*Tulane	(H)	94	43
Jan. 23	*Tennessee	(A)	97	71
Jan. 30	*Vanderbilt	(A)	85	63
Feb. 2	*Georgia Tech	(N1)	99	48
Feb. 4	*Georgia	(H)	106	55
Feb. 6	*Georgia	(N2)	100	68

Date	Team	Site	Ky.	Opp.
Feb. 8	*Florida	(A)	97	55
Feb. 13	*Mississippi	(H)	88	62
Feb. 15	*Mississippi State	(H)	81	49
Feb. 18	*Tennessee	(H)	90	63
Feb. 20	De Paul	(A)	76	61
Feb. 22	*Vanderbilt	(H)	100	64
Feb. 27	*Auburn	(N3)	109	79
Mar. 1	*Alabama	(A)	68	43

SEC PLAYOFF (Nashville, Tenn.)

(Playoff game to determine SEC champion and representative in NCAA Tournament. Kentucky and LSU tied for league title due to a schedule disagreement. Kentucky won but declined NCAA.)

Mar. 9	Louisiana State	63	56
		2187	1508

SEC CHAMPIONS

(N1) Louisville

(N2) Owensboro, Ky.

(N3) Montgomery

* 1954-55—Won 23, Lost 3. (SEC: 12-2 1st)

COACH: Adolph Rupp

CAPTAIN: Bill Evans

Dec. 4	Louisiana State†	(H)	74	58
Dec. 11	Xavier	(A)	73	69
Dec. 18	Temple	(H)	79	61

UNIVERSITY OF KENTUCKY
INVITATIONAL TOURNAMENT
Lexington, Ky.

Dec. 21	Utah		70	65
Dec. 22	LaSalle (championship)		63	54
Dec. 30	St. Louis	(H)	82	65
Jan. 1	Temple	(A)	101	69
Jan. 8	*Georgia Tech	(H)	58	59
Jan. 10	De Paul	(H)	92	59
Jan. 15	*Tulane	(A)	58	44
Jan. 17	*Louisiana State	(A)	64	62
Jan. 22	*Tennessee	(A)	84	66
Jan. 29	*Vanderbilt	(A)	75	71
Jan. 31	*Georgia Tech	(A)	59	65
Feb. 3	*Florida	(H)	87	63
Feb. 5	*Mississippi	(N1)	84	66
Feb. 7	*Mississippi State	(A)	61	56
Feb. 9	*Georgia	(H)	86	40
Feb. 14	Xavier	(H)	66	55
Feb. 19	De Paul	(A)	76	72
Feb. 21	*Vanderbilt	(H)	77	59
Feb. 26	*Auburn	(H)	93	59
Feb. 28	*Alabama	(H)	66	52
Mar. 5	*Tennessee	(H)	104	61

SEC CHAMPIONS

NCAA TOURNAMENT
(Eastern Regionals)
Evanston, Illinois

Mar. 11	Marquette	71	79
Mar. 12	Penn State	84	59
		1987	1588

† Game not counted in SEC standings.

(N1) Memphis

1955-56—Won 20, Lost 6. (SEC: 12-2 2nd)

COACH: Adolph Rupp

CAPTAIN: Phil Grawemeyer

Dec. 3	Louisiana State†	(A)	62	52
Dec. 10	Temple	(H)	61	73
Dec. 12	De Paul	(H)	71	69
Dec. 15	Maryland	(A)	62	61
Dec. 17	Idaho	(H)	91	49

UK INVITATIONAL TOURNAMENT

Dec. 20	Minnesota	72	65
Dec. 21	Dayton	74	89

Date	Team	Site	Ky.	Opp.
Dec. 28	St. Louis U.	(A)	101	80
Jan. 7	* Georgia Tech	(H)	104	51
Jan. 12	* Tulane	(H)	85	63
Jan. 14	* Louisiana State	(H)	107	65
Jan. 21	* Tennessee	(A)	95	68
Jan. 28	* Vanderbilt	(A)	73	81
Jan. 30	* Georgia Tech	(A)	84	62
Feb. 1	Duke	(H)	81	76
Feb. 4	* Auburn	(N1)	82	81
Feb. 6	* Florida	(A)	81	70
Feb. 11	* Mississippi	(H)	88	49
Feb. 13	* Mississippi State	(H)	86	65
Feb. 18	De Paul	(A)	79	81
Feb. 20	* Vanderbilt	(H)	76	55
Feb. 25	* Alabama	(N1)	77	101
Feb. 27	* Georgia	(N2)	143	66
Mar. 3	* Tennessee	(H)	101	77

NCAA TOURNAMENT
(Kentucky represented the SEC in NCAA when champion Alabama declined the bid.)
(Eastern Regionals) Iowa City, Iowa

Mar. 16	Wayne U.	(A)	84	64
Mar. 17	Iowa	(A)	77	89

2197 1802

† Game not counted in SEC standings.
(N1) Montgomery
(N2) Louisville

*1956-57—Won 23, Lost 5. (SEC: 12-2 1st)

COACH: Adolph Rupp
HONORARY CO-CAPTAINS:
Ed Beck and Gerry Calvert

Dec. 1	Washington & Lee	(H)	94	66
Dec. 3	Miami (Fla.)	(H)	114	75
Dec. 8	Temple	(A)	73	58
Dec. 10	St. Louis	(H)	70	71
Dec. 15	Maryland	(H)	76	55
Dec. 18	Duke	(A)	84	85

UK INVITATIONAL TOURNAMENT

Dec. 21	Southern Methodist		73	67
Dec. 22	Illinois (championship)		91	70

SUGAR BOWL (New Orleans, La.)

Dec. 28	Virginia Tech		56	55
Dec. 29	Houston (championship)		111	76
Jan. 5	* Georgia Tech	(H)	95	72
Jan. 7	Loyola (Chicago)	(H)	81	62
Jan. 12	* Louisiana State	(A)	51	46
Jan. 14	* Tulane	(A)	60	68
Jan. 19	* Tennessee	(A)	97	72
Jan. 26	* Vanderbilt	(A)	91	83
Jan. 28	* Georgia Tech	(A)	76	65
Jan. 30	* Georgia	(H)	84	53
Feb. 2	* Florida	(H)	88	61
Feb. 8	* Mississippi	(N1)	75	69
Feb. 11	* Mississippi State	(A)	81	89
Feb. 15	Loyola (Chicago)	(A)	115	65
Feb. 18	* Vanderbilt	(H)	80	65 ⁷⁸
Feb. 23	* Alabama	(H)	79	60
Feb. 25	* Auburn	(H)	103	85
Mar. 2	* Tennessee	(H)	93	75

NCAA TOURNAMENT
(Midwest Regional) Lexington, Ky.

Mar. 15	Pittsburgh		98	92
Mar. 16	Michigan State		68	80

(N1) Memphis 2357 1953

*1957-58—Won 23, Lost 6. (SEC: 12-2 1st)

COACH: Adolph Rupp
HONORARY CAPT.: Ed Beck

Dec. 2	Duke	(H)	78	74
Dec. 4	Ohio State	(A)	61	54
Dec. 7	Temple	(H)	85***	83
Dec. 9	Maryland	(A)	62	71

Date	Team	Site	Ky.	Opp.
Dec. 14	St. Louis	(A)	73	60
Dec. 16	Southern Methodist	(A)	64	65

UK INVITATIONAL TOURNAMENT

Dec. 20	West Virginia		70	77
Dec. 21	Minnesota		78	58
Dec. 23	Utah State	(H)	92	64
Dec. 30	Loyola (Chicago)	(H)	75	42
Jan. 4	* Georgia Tech	(H)	76	60
Jan. 6	* Vanderbilt	(A)	86	81
Jan. 11	* Louisiana State	(H)	97	52
Jan. 13	* Tulane	(H)	86	50
Jan. 18	* Tennessee	(H)	77	68
Jan. 27	* Georgia Tech	(A)	52	71
Jan. 29	* Georgia	(N1)	74	55
Jan. 31	* Florida	(A)	78	56
Feb. 8	* Mississippi	(H)	96	65
Feb. 10	* Mississippi State	(H)	72	62
Feb. 15	Loyola (Chicago)	(A)	56	57
Feb. 17	* Vanderbilt	(H)	65	61
Feb. 22	* Alabama	(N2)	45	*43
Feb. 24	* Auburn	(N3)	63	64
Mar. 1	* Tennessee	(A)	77	66

NCAA TOURNAMENT
(Midwest Regional) Lexington, Ky.

Mar. 14	Miami (Ohio)		94	70
Mar. 15	Notre Dame		89	56

(FINALS)
Louisville, Ky.

Mar. 21	Temple		61	60
Mar. 22	Seattle (championship)		84	72

2166 1817

NATIONAL COLLEGIATE CHAMPIONS
FOR RECORD FOURTH TIME

*** Three overtime periods.
* One overtime period.
(N1) Atlanta (N3) Birmingham
(N2) Montgomery

1958-59—Won 24, Lost 3. (SEC: 12-2 2nd)

COACH: Adolph Rupp
HONORARY CAPT.: Johnny Cox

Dec. 1	Florida State	(H)	91	68
Dec. 6	Temple	(A)	76	71
Dec. 8	Duke	(A)	78	64
Dec. 11	Southern Methodist	(H)	72	60
Dec. 13	St. Louis	(H)	76	57
Dec. 15	Maryland	(H)	58	*56

UK INVITATIONAL TOURNAMENT

Dec. 19	Ohio State		95	76
Dec. 20	W. Virginia (championship)		97	91
Dec. 29	Navy	(H)	82	69
Dec. 30	Illinois	(N1)	76	75
Jan. 3	* Georgia Tech	(H)	72	62
Jan. 6	* Vanderbilt	(A)	66	75
Jan. 10	* Louisiana State	(A)	76	61
Jan. 12	* Tulane	(A)	85	68
Jan. 17	* Tennessee	(H)	79	58
Jan. 26	* Georgia Tech	(A)	94	70
Jan. 29	* Georgia	(H)	108	55
Jan. 31	* Florida	(H)	94	51
Feb. 7	* Mississippi	(N2)	97	72
Feb. 9	* Mississippi State	(A)	58	66
Feb. 14	Notre Dame	(N3)	71	52
Feb. 18	* Vanderbilt	(H)	83	71
Feb. 21	* Auburn	(H)	75	56
Feb. 23	* Alabama	(H)	39	32
Feb. 28	* Tennessee	(A)	69	56

NCAA TOURNAMENT
(Kentucky represented the SEC in NCAA when champion Miss. State declined the bid.)
(Midwest Regional) Evanston, Ill.

Mar. 13	Louisville		61	76
---------	------------	--	----	----

Date	Team	Site	Ky.	Opp.
Mar. 14	Marquette		98	69
			2126	1737

* Denotes overtime period.

(N1) Louisville (N3) Chicago, Ill.
(N2) Jackson, Miss.

1959-60—Won 18, Lost 7. (SEC: 10-4 3rd)

COACH: Adolph Rupp
CO-CAPTS.: Bill Lickert and Don Mills

Dec. 1	Colorado State	(H)	106	73
Dec. 4	UCLA	(A)	68	66
Dec. 5	So. California	(A)	73	87
Dec. 12	St. Louis	(A)	61	73
Dec. 14	Kansas	(A)	77*	72

UK INVITATIONAL TOURNAMENT

Dec. 18	North Carolina		76	70
Dec. 19	West Virginia		70	79
Dec. 20	Temple	(N1)	97	92
Dec. 28	Ohio State	(H)	96	93
Jan. 2	*Georgia Tech	(H)	54	62
Jan. 5	*Vanderbilt	(A)	76	59
Jan. 9	*Louisiana State	(H)	77	45
Jan. 11	*Tulane	(H)	68	42
Jan. 16	*Tennessee	(A)	78	68
Jan. 25	*Georgia Tech	(A)	44	65
Jan. 27	*Georgia	(N2)	84	60
Jan. 29	*Florida	(A)	75	62
Feb. 6	*Mississippi	(H)	61	43
Feb. 8	*Mississippi State	(H)	90	59
Feb. 13	Notre Dame	(H)	68	65
Feb. 16	*Vanderbilt	(H)	68	60
Feb. 20	*Auburn	(A)	60	61
Feb. 22	*Alabama	(N3)	75	55
Feb. 27	*Tennessee	(H)	63	65
Mar. 5	Pittsburgh	(H)	73	66

1838 1642

* Denotes overtime period.

(N1) Louisville (N3) Montgomery, Ala.
(N2) Columbus, Ga.

1960-61—Won 19, Lost 9. (SEC: 10-4 2nd)

COACH: Adolph Rupp
CAPTAIN: Dick Parsons

Dec. 1	Va. Military Inst.	(H)	72	56
Dec. 3	Florida State	(H)	58	63
Dec. 7	Notre Dame	(N1)	68	62
Dec. 13	North Carolina	(N2)	70	65
Dec. 17	Temple	(A)	58	66

UK INVITATIONAL TOURNAMENT

Dec. 21	Illinois		83	78
Dec. 22	St. Louis		72	*74
Dec. 31	Missouri	(H)	81	69
Jan. 2	Miami (Ohio)	(H)	70	58
Jan. 7	*Georgia Tech	(H)	89	79
Jan. 9	*Vanderbilt	(A)	62	64
Jan. 13	*Louisiana State	(A)	59	73
Jan. 14	*Tulane	(A)	70	72
Jan. 21	*Tennessee	(H)	83	54
Jan. 30	*Georgia Tech	(A)	60	62
Feb. 4	*Florida	(H)	89	68
Feb. 7	*Georgia	(H)	74	67
Feb. 11	*Mississippi	(N3)	74	60
Feb. 13	*Mississippi State	(A)	68	62
Feb. 17	UCLA	(H)	77	76
Feb. 21	*Vanderbilt	(H)	60	59
Feb. 25	*Alabama	(H)	80	53
Feb. 27	*Auburn	(H)	77	51
Mar. 4	*Tennessee	(A)	68	61

SEC PLAYOFF (Knoxville, Tenn.)

(To determine SEC representative in NCAA Tournament after champion Miss. State declined bid. Second place Kentucky and Vanderbilt each had 10-4 records.)

Date	Team	Site	Ky.	Opp.
Mar. 9	Vanderbilt		88	67
Mar. 11	Marquette	(N4)	72	88

NCAA TOURNAMENT
(Midwest Regional) Louisville, Ky.

Mar. 17	Morehead		71	64
Mar. 18	Ohio State		74	87

2027 1858

(N1) Louisville, Ky.
(N2) Greensboro, N. C.
(N3) Jackson, Miss.
(N4) Chicago, Ill.

* Denotes one overtime period.

1961-62—Won 23, Lost 3. (SEC: 13-1 1st)

COACH: Adolph Rupp
CAPTAIN: Larry Pursiful

Dec. 2	Miami (Ohio)	(H)	93	61
Dec. 4	So. California	(H)	77	79
Dec. 11	St. Louis	(H)	86	77
Dec. 16	Baylor	(H)	94	60
Dec. 18	Temple	(H)	78	55

UK INVITATIONAL TOURNAMENT

Dec. 22	Tennessee		96	69
Dec. 23	Kansas St. (championship)		80	67
Dec. 27	Yale	(H)	79	58
Dec. 30	Notre Dame	(N1)	100	53
Jan. 2	Virginia	(H)	93	73
Jan. 6	*Georgia Tech	(H)	89	70
Jan. 8	*Vanderbilt	(A)	77	68
Jan. 12	*Louisiana State	(H)	84	63
Jan. 15	*Tennessee	(A)	95	82
Jan. 29	*Georgia Tech	(A)	71	62
Jan. 31	*Georgia	(N2)	86	59
Feb. 2	*Florida	(A)	81	69
Feb. 10	*Mississippi	(H)	83	60
Feb. 12	*Mississippi State	(H)	44	49
Feb. 19	*Vanderbilt	(H)	87	80
Feb. 24	*Alabama	(A)	73	65
Feb. 26	*Auburn	(A)	63	60
Mar. 5	*Tulane	(H)	97	72
Mar. 10	*Tennessee	(H)	90	59

SEC CO-CHAMPIONS

NCAA TOURNAMENT
(Midwest Regional) Iowa City, Iowa

Mar. 16	Butler		81	60
Mar. 17	Ohio State		64	74

2141 1704

(N1) Freedom Hall, Louisville
(N2) Ga. Tech Coliseum, Atlanta

1962-63—Won 16, Lost 9. (SEC: 8-6 5th)

COACH: Adolph Rupp
CAPTAIN: Scotty Baesler

Dec. 1	Virginia Tech	(H)	77	80
Dec. 8	Temple	(A)	56	52
Dec. 12	Florida State	(H)	83	54
Dec. 15	Northwestern	(H)	71	60
Dec. 17	North Carolina	(H)	66	68

UK INVITATIONAL TOURNAMENT

Dec. 21	Iowa		94	69
Dec. 22	West Va. (Championship)		79	75
Dec. 27	Dartmouth	(H)	95	49
Dec. 29	Notre Dame	(N1)	78	70
Dec. 31	St. Louis	(A)	63	87
Jan. 5	*Georgia Tech	(H)	85	*86
Jan. 7	*Vanderbilt	(A)	106	82
Jan. 11	*Louisiana State	(A)	63	56
Jan. 12	*Tulane	(A)	81	72
Jan. 19	*Tennessee	(H)	69	*78
Jan. 26	Xavier	(H)	90	76
Jan. 28	*Georgia Tech	(A)	62	66
Jan. 31	*Georgia	(H)	74	67
Feb. 2	*Florida	(H)	94	71

Date	Team	Site	Ky.	Opp.
Feb. 9	*Mississippi	(N2)	75	69
Feb. 11	*Mississippi State	(A)	52	56
Feb. 18	*Vanderbilt	(H)	67	69
Feb. 23	*Auburn	(H)	78	59
Feb. 25	*Alabama	(H)	80	63
Mar. 2	*Tennessee	(A)	55	63

1893 1697

(N1) Louisville (N2) Jackson
* Denotes overtime periods

1963-64—Won 21, Lost 6. (SEC: 11-3 1st)

COACH: Adolph Rupp
CO-CAPTS.: Cotton Nash and Ted Deeken

Nov. 30	Virginia	(H)	75	64
Dec. 2	Texas Tech	(H)	107	91
Dec. 7	Northwestern	(A)	95	63
Dec. 9	North Carolina	(H)	100	80
Dec. 14	Baylor	(H)	101	65

UK INVITATIONAL TOURNAMENT

Dec. 20	Wisconsin		108	85
Dec. 21	Wake Forest		98	75

(Championship)

Dec. 28	Notre Dame	(N1)	101	81
---------	------------	------	-----	----

SUGAR BOWL (New Orleans, La.)

Dec. 30	Loyola (La.)		86	64
Dec. 31	Duke (Championship)		81	79

Jan. 4	*Georgia Tech	(A)	67	76
Jan. 6	*Vanderbilt	(A)	83	85
Jan. 10	*Louisiana State	(H)	103	84
Jan. 11	*Tulane	(H)	105	63
Jan. 18	*Tennessee	(H)	66	57
Jan. 25	*Georgia Tech	(H)	79	62
Feb. 1	*Florida	(A)	77	72
Feb. 3	*Georgia	(A)	103	83
Feb. 8	*Mississippi	(H)	102	59
Feb. 10	*Mississippi State	(H)	65	59
Feb. 17	*Vanderbilt	(H)	104	73
Feb. 22	*Auburn	(N2)	99	79
Feb. 24	*Alabama	(A)	59	65
Feb. 29	*Tennessee	(A)	42	38
Mar. 2	St. Louis	(H)	60	67

SEC CHAMPIONS

NCAA TOURNAMENT
(Midwest Regional)
Minneapolis, Minn.

Mar. 13	Ohio University		69	85
Mar. 14	Loyola (Chicago)		91	100

2326 1954

(N1) Louisville
(N2) Montgomery, Ala.

1964-65—Won 15, Lost 10. (SEC: 10-6 5th)

COACH: Adolph Rupp
CAPTAIN: Randy Embry

Dec. 4	Iowa	(H)	85	77
Dec. 7	North Carolina	(N1)	67	82
Dec. 9	Iowa State	(H)	100	74
Dec. 12	Syracuse	(H)	110	77

UK INVITATIONAL TOURNAMENT

Dec. 18	West Virginia		102	78
Dec. 19	Illinois		86	91

Dec. 22	St. Louis	(A)	75	80
Dec. 29	Notre Dame	(N2)	97	111
Jan. 2	Dartmouth	(H)	107	67
Jan. 5	Vanderbilt	(H)	79	97
Jan. 9	Louisiana State	(A)	79	66
Jan. 11	Tulane	(A)	102	72
Jan. 16	Tennessee	(A)	58	77
Jan. 18	Auburn	(H)	73	67
Jan. 23	Florida	(A)	68	84

Date	Team	Site	Ky.	Opp.
Jan. 25	*Georgia	(A)	102	82
Jan. 30	*Florida	(H)	78	61
Feb. 1	*Georgia	(H)	96	64
Feb. 6	*Mississippi	(H)	102	65
Feb. 8	*Mississippi State	(H)	74	56
Feb. 16	*Vanderbilt	(A)	90	91
Feb. 20	*Auburn	(A)	69	88
Feb. 22	*Alabama	(A)	71	75
Feb. 27	*Tennessee	(H)	61	60
Mar. 1	*Alabama	(H)	78	72

2109 1914

(N1) Charlotte, N. C.
(N2) Louisville, Ky.

1965-66—Won 32, Lost 2. (SEC: 15-1 1st)

COACH: Adolph Rupp
HON. CAPT.: (None)

Dec. 1	Hardin-Simmons	(H)	83	55
Dec. 4	Virginia	(A)	99	73
Dec. 8	Illinois	(A)	86	68
Dec. 11	Northwestern	(H)	86	75

UK INVITATIONAL TOURNAMENT

Dec. 17	Air Force		78	58
Dec. 18	Indiana (Championship)		91	56

Dec. 22	Texas Tech	(A)	89	73
Dec. 29	Notre Dame	(N1)	103	69
Jan. 3	St. Louis	(H)	80	70
Jan. 8	*Florida	(A)	78	64
Jan. 10	*Georgia	(A)	69	**65
Jan. 15	*Vanderbilt	(H)	96	83
Jan. 24	*Louisiana State	(H)	111	85
Jan. 29	*Auburn	(H)	115	78
Jan. 31	*Alabama	(H)	82	62
Feb. 2	*Vanderbilt	(A)	105	90
Feb. 5	*Georgia	(H)	74	50
Feb. 7	*Florida	(H)	85	75
Feb. 12	*Auburn	(A)	77	64
Feb. 14	*Alabama	(A)	90	67
Feb. 19	*Mississippi State	(A)	73	69
Feb. 21	*Mississippi	(A)	108	65
Feb. 26	*Tennessee	(H)	78	64
Mar. 5	*Tennessee	(A)	62	69
Mar. 7	*Tulane	(H)	103	74

SEC Champions

NCAA TOURNAMENT
(Midwest Regional—Iowa City, Iowa)

Mar. 11	Dayton		86	79
Mar. 12	Michigan		84	77

(Finals—College Park, Md.)

Mar. 18	Duke		83	79
Mar. 19	Texas Western		65	72

2519 2028

INTERNATIONAL UNIVERSITIES
TOURNAMENT

Tel Aviv, Israel

Aug. 3	Warsaw Univ.		67	58
Aug. 4	Cambridge Univ.		104	45
Aug. 6	Salonika Univ.		91	60
Aug. 10	Istanbul Univ.		82	36
Aug. 11	Warsaw Univ.		87	57

(Championship)

2950 2284

(N1) Louisville
** Double overtime

1966-67—Won 13, Lost 13. (SEC: 8-10 7th)

COACH: Adolph Rupp
HON. CAPT.: (None)

Dec. 3	Virginia	(H)	104	84
Dec. 5	Illinois	(H)	97	*98
Dec. 10	Northwestern	(A)	118	116
Dec. 13	North Carolina	(H)	55	64

Date	Team	Site	Ky.	Opp.
Dec. 17	* Florida	(H)	75	78
UK INVITATIONAL TOURNAMENT				
Dec. 22	Oregon State		96	66
Dec. 23	Kansas St. (Championship)		83	79
Dec. 28	Cornell	(H)	77	92
Dec. 31	Notre Dame	(N1)	96	85
Jan. 5	* Vanderbilt	(H)	89	*91
Jan. 14	* Florida	(A)	72	89
Jan. 16	* Georgia	(A)	40	49
Jan. 21	* Auburn	(H)	60	58
Jan. 23	* Tennessee	(H)	50	**52
Jan. 28	* Louisiana State	(H)	102	72
Jan. 30	* Mississippi	(H)	96	53
Feb. 4	* Louisiana State	(A)	105	84
Feb. 6	* Mississippi	(A)	79	70
Feb. 11	* Mississippi State	(H)	72	*77
Feb. 13	* Tennessee	(A)	57	76
Feb. 18	* Mississippi State	(A)	103	74
Feb. 20	* Georgia	(H)	101	76
Feb. 25	* Alabama	(A)	71	81
Feb. 27	* Auburn	(A)	49	60
Mar. 4	* Vanderbilt	(A)	94	110
Mar. 6	* Alabama	(H)	110	78

2151 2012

(N1) Louisville
* Overtime

** Double Overtime

1967-68—Won 22, Lost 5. (SEC: 15-3 1st)

COACH: Adolph Rupp
CAPTAIN: Thad Jaracz

Dec. 2	Michigan	(A)	96	79
Dec. 4	* Florida	(H)	99	76
Dec. 6	Xavier	(H)	111	76
Dec. 9	Pennsylvania	(H)	64	49
Dec. 12	North Carolina	(N1)	77	84

UK INVITATIONAL TOURNAMENT

Dec. 22	Dayton		88	85
Dec. 23	South Carolina		76	66

(Championship)

Dec. 30	Notre Dame	(N2)	81	73
Jan. 6	* Vanderbilt	(A)	94	78
Jan. 8	* Alabama	(A)	84	76
Jan. 13	* Florida	(A)	78	96
Jan. 15	* Georgia	(H)	104	73
Jan. 20	* Auburn	(A)	73	74
Jan. 22	* Tennessee	(A)	59	87
Jan. 27	* Louisiana State	(A)	121	95
Jan. 29	* Mississippi	(H)	85	76
Feb. 3	* Louisiana State	(H)	109	96
Feb. 5	* Mississippi	(H)	78	62
Feb. 10	* Mississippi State	(A)	92	84
Feb. 12	* Tennessee	(H)	60	59
Feb. 17	* Mississippi State	(H)	107	81
Feb. 19	* Georgia	(A)	106	87
Feb. 24	* Alabama	(H)	96	83
Feb. 26	* Auburn	(H)	89	57
Mar. 2	* Vanderbilt	(H)	85	80

SEC Champions

NCAA TOURNAMENT
MIDEAST REGIONAL

Lexington, Ky.

Mar. 15	Marquette		107	89
Mar. 16	Ohio State		81	82

2400 2103

(N1) Greensboro, N.C. (N2) Louisville

1968-69—Won 23, Lost 5. (SEC: 16-2 1st)

COACH: Adolph Rupp
CAPTAIN: Phil Argento

Nov. 30	Xavier	(H)	115	77
Dec. 2	Miami	(A)	86	77

Date	Team	Site	Ky.	Opp.
Dec. 7	North Carolina	(H)	77	87
Dec. 14	Pennsylvania	(A)	102	78
UK INVITATIONAL TOURNAMENT				
Dec. 20	Michigan		112	104
Dec. 21	Army		80	65
(Championship)				
Dec. 28	Notre Dame	(N1)	110	90
Dec. 31	Wisconsin	(N2)	65	69
Jan. 4	* Mississippi	(A)	69	59
Jan. 6	* Mississippi State	(A)	91	72
Jan. 11	* Florida	(H)	88	67
Jan. 13	* Georgia	(H)	88	68
Jan. 18	* Tennessee	(A)	69	66
Jan. 25	* Louisiana State	(A)	108	96
Jan. 27	* Alabama	(A)	83	*70
Feb. 1	* Vanderbilt	(H)	103	89
Feb. 3	* Auburn	(H)	105	93
Feb. 8	* Mississippi	(H)	104	68
Feb. 10	* Mississippi State	(H)	91	69
Feb. 15	* Florida	(A)	81	82
Feb. 17	* Georgia	(A)	85	77
Feb. 22	* Louisiana State	(H)	103	89
Feb. 26	* Alabama	(H)	108	79
Mar. 1	* Vanderbilt	(A)	99	101
Mar. 3	* Auburn	(A)	90	86
Mar. 8	* Tennessee	(H)	84	69

SEC Champions

NCAA TOURNAMENT
MIDEAST (Madison, Wisc.)

Mar. 13	Marquette	(N)	74	81
Mar. 15	Miami	(N)	72	71

2542 2199

(N1) Louisville; (N2) Chicago

1969-70—Won 26, Lost 2. (SEC: 17-1 1st)

COACH: Adolph Rupp
CO-CAPTAINS: Dan Issel and Mike Pratt

Dec. 1	West Virginia	(H)	106	87
Dec. 6	Kansas	(H)	115	85
Dec. 8	North Carolina	(A)	94	87
Dec. 13	Indiana	(H)	109	92

UK INVITATIONAL TOURNAMENT

Dec. 19	Navy		73	59
Dec. 20	Duke		98	76

(Championship)

Dec. 27	Notre Dame	(N1)	102	100
Dec. 29	Miami (Ohio)	(H)	80	58
Jan. 3	* Mississippi	(H)	95	73
Jan. 5	* Mississippi State	(H)	111	76
Jan. 10	* Florida	(A)	88	69
Jan. 12	* Georgia	(A)	72	71
Jan. 17	* Tennessee	(H)	68	52
Jan. 24	* Louisiana State	(H)	109	96
Jan. 26	* Alabama	(H)	86	71
Jan. 31	* Vanderbilt	(A)	81	89
Feb. 2	* Auburn	(A)	84	83
Feb. 7	* Mississippi	(A)	120	85
Feb. 9	* Mississippi State	(A)	86	57
Feb. 14	* Florida	(H)	110	66
Feb. 16	* Georgia	(H)	116	86
Feb. 21	* Louisiana State	(A)	121	105
Feb. 23	* Alabama	(A)	98	89
Feb. 28	* Vanderbilt	(H)	90	86
Mar. 2	* Auburn	(H)	102	81
Mar. 7	* Tennessee	(A)	86	69

SEC Champions

NCAA TOURNAMENT
MIDEAST (Columbus, Ohio)

Mar. 12	Notre Dame	(N2)	109	99
Mar. 14	Jacksonville	(N2)	100	106

2709 2253

(N1) Louisville; (N2) Columbus, Ohio

Date Team Site Ky. Opp.
1970-71—Won 22, Lost 6. (SEC: 16-2 1st)

COACH: Adolph Rupp
 HON. CO-CAPTAINS: Mike Casey and Larry Steele

Dec. 1	Northwestern	(A)	115	100
Dec. 5	Michigan	(H)	104	93
Dec. 7	West Virginia	(A)	106	100
Dec. 12	Indiana	(A)	95	93

UK INVITATIONAL TOURNAMENT

Dec. 18	De Paul		106	85
Dec. 19	Purdue		83	89

(Championship)

Dec. 22	Oregon State	(H)	84	78
Dec. 29	Notre Dame	(N1)	92	99
Jan. 2	*Mississippi	(A)	103	95
Jan. 4	*Miss. State	(A)	79	71
Jan. 9	*Florida	(H)	101	75
Jan. 11	*Georgia	(H)	79	66
Jan. 16	*Tennessee	(A)	71	75
Jan. 23	*Louisiana State	(A)	82	79
Jan. 25	*Alabama	(A)	86	73
Jan. 30	*Vanderbilt	(H)	102	92
Feb. 1	*Auburn	(H)	114	76
Feb. 6	*Mississippi	(H)	121	86
Feb. 8	*Miss. State	(H)	102	83
Feb. 13	*Florida	(A)	65	74
Feb. 15	*Georgia	(A)	107	95
Feb. 20	*Louisiana State	(H)	110	73
Feb. 22	*Alabama	(H)	101	74
Feb. 27	*Vanderbilt	(A)	119	90
Mar. 1	*Auburn	(A)	102	83
Mar. 6	*Tennessee	(H)	84	78

SEC Champions

NCAA TOURNAMENT
 MIDEAST (Athens, Ga.)

Mar. 18	Western Ky. (N2)		83	107
Mar. 20	Marquette (N2)		74	91

2670 2373

(N1) Louisville; (N2) Athens, Ga.

Date Team Site Ky. Opp.
1971-72—Won 21, Lost 7. (SEC: 14-4 1st)

COACH: Adolph Rupp
 HON. CO-CAPTAINS: Stan Key and Tom Parker

Dec. 1	Northwestern	(H)	94	85
Dec. 4	Kansas	(A)	79	69
Dec. 6	Kansas State	(A)	71	64
Dec. 11	Indiana	(N1)	89	**90
Dec. 13	Michigan State	(H)	85	91

UK INVITATIONAL TOURNAMENT

Dec. 17	Missouri		83	79
Dec. 18	Princeton		96	82

(Championship)

Dec. 28	Notre Dame	(N1)	83	67
Jan. 8	*Mississippi	(H)	93	82
Jan. 10	*Mississippi State	(H)	104	76
Jan. 15	*Florida	(A)	70	72
Jan. 17	*Georgia	(A)	73	85
Jan. 22	*Tennessee	(H)	72	70
Jan. 24	*Vanderbilt	(H)	106	80
Jan. 29	*Louisiana State	(H)	89	71
Jan. 31	*Alabama	(H)	77	74
Feb. 5	*Vanderbilt	(A)	85	*80
Feb. 7	*Auburn	(A)	78	72
Feb. 12	*Mississippi	(A)	90	82
Feb. 14	*Mississippi State	(A)	63	55
Feb. 19	*Florida	(H)	95	68
Feb. 21	*Georgia	(H)	87	63
Feb. 26	*Louisiana State	(A)	71	88
Feb. 28	*Alabama	(A)	70	73
Mar. 6	*Auburn	(H)	102	67
Mar. 9	*Tennessee	(A)	67	66

SEC Co-Champions (Earned NCAA bid by beating Tennessee twice)

NCAA TOURNAMENT
 MIDEAST REGIONAL
 Dayton, Ohio

Mar. 16	Marquette		85	69
Mar. 18	Florida State		54	73

2311 2093

(N1) Louisville

RECORDS SET BY 1971-72 TEAM

TEAM
 (None)

INDIVIDUAL RECORDS (Season)

New Record	Old Record
Highest Field Goal Pct.—57.7 by Jim Andrews in 28 Games, 1971-72	55.3 by Dan Issel in 28 Games, 1960-70
(Regular Season Only)—58.3 by Jim Andrews in 26 Games 1971-72	55.2 by Dan Issel in 26 Games, 1969-70
(Conference Play Only)—59.6 by Jim Andrews in 18 Games, 1971-72	55.2 by Dan Issel in 18 Games, 1969-70

1972-73 — SOUTHEASTERN CONFERENCE BASKETBALL SCHEDULE

1972	ALABAMA	AUBURN	FLORIDA	GEORGIA	KY.	L.S.U.	OLE MISS	MISS. ST.	TENN.	VANDY
Nov. 25		Ga. Tech								Louisville <i>W</i>
Nov. 30										
Dec. 1	<i>W</i>	Twin City	So. Ala.	Valdosta				Samford	So. Car. <i>W</i>	Kansas <i>W</i>
Dec. 2	<i>L</i>	Classic					Texas	Texas		S.M.U. <i>W</i>
Dec. 4					Mich. St. <i>W</i>		Ark.-Mont.			
Dec. 5					Iowa <i>L</i>		Memph. St.	Marquette <i>L</i>		
Dec. 6							N.E. La.			
Dec. 7								So. Ala.		
Dec. 8								Sewanee		
Dec. 9	<i>W</i>	So. Cal								Vanderbilt <i>W</i>
Dec. 11	<i>W</i>	Ga. Tech								Invitational <i>W</i>
Dec. 13					Indiana <i>L</i>					M. Tenn. St. <i>W</i>
Dec. 15					N. Car. <i>L</i>					Ole Miss <i>W</i>
Dec. 16					Louisville					
Dec. 18					Kentucky <i>W</i>					
Dec. 20					Invit.					
Dec. 22	<i>W</i>	Dayton Hol.								
Dec. 23	<i>W</i>	Tourn.								
Dec. 26										
Dec. 27										
Dec. 28										
Dec. 29										
Dec. 30										

W = Win, *L* = Loss
 Georgia *L*, Florida *W*
 N.C. St., Quaker City Tourn., Phila. Pa.
 Gator Bowl, Jax'ville
 Louisville, LSU *L*, LSU *W*
 N.C. St., Quaker City Tourn., Phila. Pa.
 Notre Dame *W*, Louisville
 All-College Tourn., N.E. La. Tourn., Okla. City Tourn., Oklahoma
 E.C.A.C. Tourn., Madison Sq. Gdn.
 Volunteer Classic *W*, *L*
 Sou. Miss., Vanderbilt *L*
 Indiana *L*, N. Car. *L*, Louisville, Kentucky *W*, *W*, Invit.
 Kansas *W*
 Mich. St. *W*, Iowa *L*
 Texas, Ark.-Mont., Memph. St., N.E. La., So. Ala., Sewanee
 So. Car. *W*, Marquette *L*
 Louisville *W*, Kansas *W*, S.M.U. *W*
 Vanderbilt *W*, Invitational *W*, M. Tenn. St. *W*, Ole Miss *W*
 Boston Col. *W*
 Memp. St. *L*

1973

Jan. 2	Florida W	Ole Miss W	Alabama L	Vanderbilt L	Auburn L	Sr. Bowl Mobile, Alabama	LSU W
Jan. 3							
Jan. 4							
Jan. 6		Florida L	Auburn W	Vanderbilt L	Ole Miss L	Tennessee L	Georgia W
Jan. 8	LSU W	Georgia L	Vanderbilt W	Auburn W	Miss. St. W	Kentucky L	Florida L
Jan. 13	Vanderbilt L	LSU L	Kentucky L	Tennessee L	Florida W	Ole Miss L	Alabama L
Jan. 15	Trinity	Miss. St. W	Tennessee L	Kentucky L	Georgia W	Auburn L	Ole Miss W
Jan. 17							Miss. St. W
Jan. 20	Auburn	Alabama L	Va. Tech	LSU L	Tennessee L	Vanderbilt L	Kentucky W
Jan. 22	Ga. Tech	Georgia L	LSU W	Auburn W	Vanderbilt L	Florida L	Kentucky W
Jan. 24	Florida		Alabama L				Auburn L
Jan. 27	Tennessee	Vanderbilt W	Miss. St. W	Ole Miss W	LSU W	Georgia L	Alabama L
Jan. 29	Kentucky	Ole Miss W					LSU W
Jan. 31							
Feb. 3	Miss. St.	Tennessee L	Georgia L	Florida W	Vanderbilt L	Ole Miss L	Auburn W
Feb. 5	Ole Miss	Kentucky L	Ga. Tech				Vanderbilt W
Feb. 10	LSU	Florida L	Auburn W	Vanderbilt L	Ole Miss W	Tennessee L	Miss. St. W
Feb. 12	Georgia	LSU L	Vanderbilt L	Alabama L	Miss. St. W	Kentucky L	Ole Miss W
Feb. 17	Auburn	Alabama L	Kentucky L	Tennessee L	Florida W	Miss. St. W	Georgia W
Feb. 19	Vanderbilt	Miss. St. L	Tennessee L	Kentucky L	Georgia W	Charleston	Alabama L
Feb. 24	Tennessee	Vanderbilt L	Miss. St. L	Ole Miss L	LSU W	Georgia W	Florida W
Feb. 26	Kentucky	Ga. Tech W	Ole Miss L	Miss. St. L	Alabama W	Georgia W	Alabama W
Mar. 1	(10-5)	(3-12)	(6-11)	(5-11)	(12-4)	(8-7)	LSU L
Mar. 3	Miss. St.	Kentucky L	Georgia W	Florida L	Auburn W	LSU L	Alabama L
Mar. 5	Ole Miss	Tennessee L					Auburn W
Mar. 6							
Mar. 7							
Mar. 8	Georgia	Ole Miss W	Alabama L	Tennessee W	Auburn L	Vanderbilt L	Miss. St. W
	(13-5)	(4-14)	(5-13)	(14-4*)	(9-9)	(8-10)	(13-5)
	(20-6)	(6-20)	(11-15)	(19-7)	(15-11)	(14-12)	(20-6)

Bold face denotes home games; light face, away.

Manager of the 1904 State College (now UK) basketball team was Leander Andrus, who refereed State's opening game, a 26-11 loss to Georgetown.

The most unusual occurrence of the 1909 basketball season at State College was a game which ended in a 23-23 tie with Central, but was turned into a 24-23 victory for State when one of the officials asked if State had been credited with a point awarded on a foul during the second half. The scorekeeper had not heard him make such an award. Central won the return match, 26-20, for the state championship.

The Faculty Committee on Athletics at State University (now UK) passed a resolution in November 1909 abolishing basketball at the University. The committee felt that things were better done not at all than half done. The gym was so overcrowded with the required physical education work that there was absolutely no time to practice basketball and it seemed best to do away with the sport entirely. The Armory was flooded in early December 1909 and the resolution was rescinded.

E. R. Sweetland was appointed the first bonafide University of Kentucky basketball coach in 1909. However, he was hospitalized by an illness before the season started and Prof. R. E. Spahr was in charge of the team during victories over Kentucky Wesleyan and Georgetown and losses to DePauw and Central. Sweetland took over the team Jan. 31, 1910, but fared no better, winning only two of the eight remaining games. After a year's absence from coaching, he returned to post a perfect 9-0 season.

The biggest surprise of the 1925-26 basketball season at the University of Kentucky came just before noon, February 5, when the Washington & Lee team walked into the office of athletic director S. A. (Daddy) Boles and announced it was ready to play. Both Boles and basketball coach Ray Eklund were stunned. Neither knew of such a game. After the Washington & Lee manager produced a contract which Boles had signed a year earlier, a game between University High and Kentucky Institute for the Deaf was moved from the UK gym to another site and the Wildcats defeated the unexpected visitors, 44-34.

University of Kentucky basketball was first introduced to the dribble Feb. 9, 1911 in a 37-19 loss to Ohio Wesleyan at Delaware.

J. J. Tigert, who coached the UK basketball team in 1912-13, was a doctor of philosophy who later was president of the University of Florida and U.S. Commissioner of Education.

TEAM TRAVEL PLANS—HEADQUARTERS FOR ROAD GAMES

MICHIGAN STATE at East Lansing on Dec. 2 (Sat.) at 4 p.m. EST

Air Charter—Leave Lexington Dec. 1 at 1 p.m. EST

Arrive East Lansing at 3:40 p.m. EST; Hdq.—Holiday Inn, East

Return—Leave East Lansing (approx. 6:30); arrive Lexington (approx. 9:15 p.m.)

INDIANA at Bloomington on Dec. 9 (Sat.) at 4 p.m. EST

Bus—Leave Lexington Dec. 8 at 1 p.m. EST

Arrive Bloomington (approx. 4 p.m.); Hdq.—Holiday Inn of Bloomington

Return—by bus after game

NORTH CAROLINA at Louisville on Dec. 11 (Mon.) at 8 p.m. EST

Bus—Leave Lexington Dec. 11 at 9 a.m. EST; Hdq. Executive Inn

Return—by bus after game

NOTRE DAME at Louisville Dec. 30 (Sat.) at 8 p.m. EST

Bus—Leave Lexington Dec. 30 at 9 a.m. EST; Hdq.—Executive Inn

Return—by bus after game

MISSISSIPPI at Oxford on Jan. 6 (Sat.) at 7:30 p.m. CST

Air Charter—Leave Lexington Jan. 5 at 1 p.m. EST

Arrive Oxford Jan. 5 at 2:15 p.m. CST; Hdq.—Holiday Inn of Oxford

Continue—Leave Oxford Jan. 7 at 2 p.m. CST

MISSISSIPPI STATE at Starkville on Jan. 8 (Mon.) at 7:30 p.m. CST

Arrive Starkville Jan. 7 at 2:30 p.m. CST; Hdq.—Holiday Inn of Starkville

Return—Leave Starkville Jan. 9 at 10 a.m. CST; Arrive Lexington at 1:15 p.m. EST

TENNESSEE at Knoxville on Jan. 20 (Sat.) at 3:10 p.m. EST (TV)

Air Charter—Leave Lexington Jan. 19 at 3:30 p.m. EST

Arrive Knoxville Jan. 19 at 4:20 p.m. EST; Hdq.—Hyatt Regency Hotel

Continue—Leave Knoxville Jan. 20 after game (approx. 5:30)

VANDERBILT at Nashville on Jan. 22 (Mon.) at 8 p.m. CST

Arrive Nashville Jan. 20 at 5:25 p.m. CST; Hdq.—Holiday Inn of Vanderbilt

Return—Leave Nashville after game (approx. 10:30 p.m. CST)

Arrive Lexington Jan. 23 at 12:30 a.m. EST

LOUISIANA STATE at Baton Rouge on Jan. 27 (Sat.) at 8 p.m. CST

Air Charter—Leave Lexington Jan. 26 at 10 a.m. EST

Arrive Baton Rouge Jan. 26 at 1 p.m. CST; Hdq.—Prince Murat Inn

Continue—Leave Baton Rouge Jan. 28 at 2 p.m. CST

ALABAMA at Tuscaloosa on Jan. 29 (Mon.) at 8 p.m. CST

Arrive Tuscaloosa Jan. 28 at 3:40 p.m. CST; Hdq.—Ramada Inn, Downtown

Return—Leave Tuscaloosa Jan. 30 at 9:30 a.m. CST

Arrive Lexington Jan. 30 at 12:50 p.m. EST

FLORIDA at Gainesville on Feb. 17 (Sat.) at 3:10 p.m. EST (TV)

Air Charter—Leave Lexington Feb. 16 at 10 a.m. EST

Arrive Gainesville Feb. 16 at 2 p.m. EST; Hdq.—Flagler Inn

Continue—Leave Gainesville Feb. 18 at 10 a.m. EST

GEORGIA at Athens on Feb. 19 (Mon.) at 8 p.m. EST

Arrive Athens Feb. 18 at 11:50 a.m. EST; Hdq.—Holiday Inn of Athens

Return—Leave Athens after game (approx. 10:30 p.m. EST)

Arrive Lexington Feb. 20 at 12:15 a.m. EST

AUBURN at Auburn on March 3 (Sat.) at 7:30 p.m. CST

Air Charter—Leave Lexington March 2 at 1 p.m. EST

Arrive Montgomery at 2:20 p.m. CST; Bus to Heart of Auburn Motel

Return—Bus to and leave Montgomery March 4 at 12 p.m. CST

Arrive Lexington March 4 at 3:20 p.m. EST

Convenient knows the score...

and we want you to know it, too.
That's why we're helping bring every
U. K. basketball game to you on WVLK.
It's just one more way Convenient
thinks of everything.

Go, Wildcats!

U. K. basketball games —
WVLK Radio, 590 KC.

The logo for Convenient Food Marts features a stylized, bold letter 'C' on the left. To the right of the 'C', the word 'CONVENIENT' is written in a bold, italicized, sans-serif font, enclosed within a dark horizontal bar. Below this bar, the words 'FOOD MARTS' are written in a similar bold, italicized, sans-serif font.

CONVENIENT
FOOD MARTS

