


Regulatory Bulletin 220

**ANNUAL REPORT
ANALYSES OF OFFICIAL
FERTILIZER SAMPLES**

JULY 1974 - JUNE 1975



University of Kentucky
College of Agriculture
Agricultural Experiment Station
Division of Regulatory Services
Lexington



DIVISION OF REGULATORY SERVICES
KENTUCKY AGRICULTURAL EXPERIMENT STATION

H. F. Massey, Director
Edward R. Lindstrom, Assistant Director
D. L. Terry, Coordinator
Fertilizer Program
Henry Spencer, Auditor

INSPECTION STAFF

Wilson M. Routt
Coordinator, Field Inspection Staff

Dewey S. Coffey
Elmer Cottongim*
Ben W. Cox
Claude E. Hensley

Noel Johnston
Wallace L. King
Ellis Hugh Ray

William K. Robertson
Samuel D. Whitehead
David T. Buckingham

LABORATORY

Valva C. Midkiff, Chief Chemist
and Coordinator Chemical Laboratories

Robert Beine
Elizabeth Brown
Ellen Denniston
Sue Herald
Norma Holbrook

Robert Kiser
Charles Miller
Tasanee Thitakamol
David Tompkins


Robert N. Price, In Charge,
Fertilizer Analysis
Alan P. Thio, In Charge,
Pesticide Laboratory

DATA PROCESSING

Charles Boyd, Data Processing Specialist
Molly Dutina**, Data Processing Assistant
Brenda Johnson, Data Processing Assistant

This report was compiled and prepared by D. L. Terry with the assistance of the Inspection, Laboratory, and Data Processing Staffs. Appreciation is expressed to Mrs. Linda Lawson for her assistance in typing and assembling this manuscript.

* Retired
** Resigned



CONTENTS

INTRODUCTION 7

EXPLANATION OF TABLES. 7


INSPECTION AND ANALYTICAL TOLERANCE 9

TABLE 1. RESULTS OF NITROGEN (N), AVAILABLE PHOSPHORIC ACID (APA), SOLUBLE POTASH (POT), AND EXCESS CHLORIDE (XS CL) ANALYSES OF OFFICIAL FERTILIZER SAMPLES 11

TABLE 2. AVERAGE ANALYSIS (AA), OVERALL PERCENT OF GUARANTEED ACHIEVED (% OF GUAR.), AND COEFFICIENTS OF VARIATION (CV) OF OFFICIAL FERTILIZER SAMPLES OF CERTAIN GRADES AND COMPANIES 64

TABLE 3. RESULTS OF THE SECONDARY AND MINOR ELEMENT ANALYSES OF OFFICIAL SAMPLES OF FERTILIZER. DEFICIENCIES ARE INDICATED WITH AN ASTERISK "*" AND MISBRANDING WITH AN "M" 72

TABLE 4. COMPANIES REGISTERED TO SELL FERTILIZER IN KENTUCKY AS OF JUNE 30, 1975. 77



INTRODUCTION

This bulletin presents the results of analyses of 2,613 official samples of commercial fertilizer taken during the period July 1, 1974 through June 30, 1975 by the field inspection staff. These samples represented approximately 40,000 tons of fertilizer out of the approximately 890,000 tons sold during this period. The regulatory laboratory made 2,474 nitrogen, 2,409 phosphorus, 2,365 potassium, and about 900 chloride, secondary, and minor element analyses on these samples. The results of N, P₂O₅, and K₂O analyses of samples of mixed fertilizers and fertilizer materials are in Table 1. An indication of the variation of the N, P₂O₅, and K₂O found among the samples from a specific grade of a specific manufacturer is in Table 2. Table 3 contains the results of secondary and minor element analyses and Table 4 is a listing of fertilizer registrants for Kentucky as of June 30, 1975.

EXPLANATION OF TABLES

TABLE 1.

Every official sample taken during the year is listed in this table. A comparison of the "GRADE" with the laboratory analysis for nitrogen (N), available phosphoric acid (APA), and potash (POT) will show how closely the manufacturer met his chemical guarantee. An additional way of comparing guaranteed with the found analysis is with the relative value shown in the column headed RV. The following example illustrates how this relative value is calculated.

A 5-10-15 fertilizer is guaranteed to contain 5% N, 10% P₂O₅, and 15% K₂O. A "Guaranteed Value" and a "Found Value" are computed for this fertilizer by assigning arbitrary values to the individual nutrients as follows: 2 for N, 2 for P₂O₅, and 1 for K₂O. Thus, the "Guaranteed Value" of the 5-10-15 is calculated as follows:

<u>Element</u>	<u>Guaranteed, %</u>		<u>Factor</u>		<u>Value</u>
N	5.0	X	2	=	10.0
P ₂ O ₅	10.0	X	2	=	20.0
K ₂ O	15.0	X	1	=	<u>15.0</u>
Total "Guaranteed Value"				=	45.0

The same procedure is followed for the "Found Value", thus:

<u>Element</u>	<u>Found, %</u>		<u>Factor</u>		<u>Value</u>
N	5.1	X	2	=	10.2
P ₂ O ₅	10.2	X	2	=	20.4
K ₂ O	15.1	X	1	=	<u>15.1</u>
Total "Found Value"				=	45.7

The relative value (RV) is then computed by dividing the "Found Value" by the "Guaranteed Value" and multiplying by 100:

$$RV = (45.7/45) \times 100 = 101.6\%$$

Those results marked with an asterisk (*) are deficient under the criteria stated in the Inspection and Analytical Tolerance section. Occasionally an analysis may be found

that appears to be inconsistent in its marking. For example, two samples that are guaranteed 10% P_2O_5 (APA) may both be shown as containing 9.3%. One of these may have an asterisk (*) and the other not. There are two situations which may cause this apparent difference:

(1) The tolerances are calculated by computer and applied to the laboratory analyses before the data are rounded to the nearest tenth of a percent and printed. In the above example, the laboratory found 9.27% for one sample and 9.33% for the other. Only the first one would be marked (*) as deficient.

(2) The grade as printed is the largest whole number in the guarantee of each ingredient. For example, a custom-mixed lot of fertilizer may be guaranteed 11.9% P_2O_5 and 11.2% K_2O . The grade would be written 0-11-11. However, the tolerances are calculated on the 11.9% and 11.2% guarantees. If this custom mixed fertilizer analyzed 11.0% P_2O_5 and 10.9% K_2O , the 11.0% P_2O_5 would be marked (*) because this analysis is below the 11.9% guarantee by more than the tolerance.

The column headed "NUM" lists the laboratory number of the particular sample. In the column headed "XS CL", an asterisk (*) indicates that the chlorine content of the sample exceeded the maximum chlorine guarantee of the field crop tobacco fertilizer.

TABLE 2.

The data in this table show the average analysis (AA) and coefficient of variation (CV) for certain grades and the average percentage of guarantee (% of GUAR.) and appropriate CV for all grades sampled for certain companies. An entry was made in this table for a company when one grade was sampled 5 or more times or 10 or more total samples were obtained.

Please note that the criteria for an entry in Table 2 has been changed slightly. Previously an entry was made for a company when one grade was sampled 2 or more times and 10 or more total samples were obtained.

The coefficient of variation is proposed as a useful means for describing variation among samples. The method for doing this will be found in textbooks on statistics and will be illustrated for 10 analyses of a material guaranteed to contain 5% nitrogen:

First, the formula for computing the coefficient of variation (CV):

$$CV = (S/M) \times 100$$

where S = standard deviation

M = average found analysis

$$S = \sqrt{\frac{\sum X^2 - (\sum X)^2/n}{n - 1}}$$

where X = an individual found analytical result

n = number of analyses

Σ means "Sum of"

Now in our example $n = 10$ and lets assume that the 10 X's are 5.6, 5.5, 5.4, 5.7, 5.5, 5.8, 5.0, 6.0, 5.5, and 5.3.

$$M = (5.6 + 5.5 + \dots + 5.3)/10 = 5.53$$

$$\sum X^2 = 5.6^2 + 5.5^2 + \dots + 5.3^2 = 306.49; (\sum X)^2 = 3058.09$$

$$S = \sqrt{(306.49 - 3058.09/10)/9} = 0.275$$

$$CV = (0.275/5.53) \times 100 = 5\%$$

If, in this example, there had been less variation or "scatter", the resulting percentage (CV) would have been smaller. If there had been more variation, it would have been larger. The CV varies directly with the range in values of analyses and inversely with the average analysis.

No matter how much care is exerted in a fertilizer plant, an occasional "wild" batch may appear and subsequently be sampled. Such batches are caused by unusual circumstances such as putting the wrong fertilizer in bags labeled for another grade or large errors in mixing or manipulation in the factory that cannot be said to represent usual procedure. Computations that include such samples would only throw the coefficient of variation as well as the average analysis completely out of line. They are judged to be so abnormal that they have not been included in these statistical determinations. There were 11 samples reported in Table 1 that were excluded from the CV computations reported in Table 2. As a basis for excluding these samples, the following rules were generally followed.

1. Throw out any samples more than 120% or less than 80% in relative value except:
 - a. Those within $\pm 20\%$ of the average sample value, or
 - b. When the variation of all the sample values is such that the questionable sample appears to fit a normal distribution pattern.
2. Throw out any sample whose ratio of ingredients differs strongly from the balance of samples of that grade. These may include samples:
 - a. Whose ratio strongly suggests an entirely different grade of fertilizer, or
 - b. Where two or more of its ingredients are higher or lower by 20% or more of the extreme values of the remaining normal samples.

TABLE 3 and 4. (Self Explanatory)

INSPECTION AND ANALYTICAL TOLERANCE

A tolerance is allowed for variations that may occur in sampling and chemical analysis. It does not, nor is it intended to allow for variation in the manufacturing process. The manufacturer should compensate for variability in manufacturing techniques and materials when calculating the formula for a given analysis.

The following formula was used to identify those samples of mixed fertilizers which were considered to be deficient in N, P_2O_5 , and K_2O :

IF "FOUND" \leq "GUARANTEE" - "TOLERANCE" THEN "FOUND IS DEFICIENT"

where: "TOLERANCE" = "GUARANTEE" \times 0.03 + 0.4

In words this is: If the "FOUND" analysis is less than or equal to the "GUARANTEED" analysis minus the "TOLERANCE" then the "FOUND" analysis is deemed deficient. The "TOLERANCE"

was equal to 3% of the "GUARANTEE" plus 0.4. For example, the tolerance on a 12% guarantee is $12 \times 0.03 + 0.4 = 0.76$. Any found value of 11.24% or less was declared deficient ($12 - 0.76 = 11.24\%$). The relative value (RV) was considered deficient when it was more than 2.5% below 100%. Specifically, if the RV was less than 97.5% it was considered deficient.

Fertilizers sold for use on field crop tobacco must carry a maximum chlorine guarantee which can be no more than 1.5%. Samples were considered excessive in chlorine (XS CL) if they analyzed more than 0.5 above the maximum guaranteed percentage.

A product was considered deficient in calcium (Ca), magnesium (Mg), sulfur (S), boron (B), and iron (Fe) if the sample analyzed less than or equal to $0.9 \times$ "GUARANTEE"; and, deficient in copper (Cu), manganese (Mn), molybdenum (Mo), and zinc (Zn) if the sample analyzed less than or equal to $0.8 \times$ "GUARANTEE". The product was considered misbranded "M" if the sample analyzed as much or more than $2 \times$ "GUARANTEE" for all these elements.

In some samples a deficiency in one nutrient was accompanied by an overrun in another. This may be evidence of improper mixing or weighing by the manufacturer. Extreme variations of this kind, however, cannot be wholly attributed to separation of materials (segregation) after the product is mixed although this may be a factor. Excess of one nutrient will not be allowed to compensate for a deficiency of another. The purchaser is entitled to receive the full guarantee for all nutrients as expressed by the manufacturer's guaranteed analysis.

TABLE 1. RESULTS OF NITROGEN (N), AVAILABLE PHOSPHORIC ACID (APA), SOLUBLE POTASH (POT), AND EXCESS CHLORIDE (XS CL) ANALYSES OF OFFICIAL FERTILIZER SAMPLES. Deficiencies in N, APA, POT, and RV and excessive chloride are noted with an asterisk (*).

AG/GRO FERTILIZER CO.		WINCHESTER		KY			
GRADE	NUM	N	APA	POT	XS CL	RV	
5-10-15	36253	4.9	9.5	16.5		100	
5-10-15	36929	5.0	8.6*	16.0		96*	
5-10-15	37111	4.7	8.7*	15.7		94*	
6- 6-18	37109	5.7	5.8	18.7		99	
10-10-10	36250	10.3	9.2*	8.8*		96*	
10-10-10	36251	10.4	9.3*	9.8		98	
10-10-10	36459	9.9	9.0*	10.8		97*	
10-10-10	36643	10.4	9.7	9.6		99	
10-10-10	37110	10.9	11.3	9.3*		107	
10-10-10	37459	10.6	11.2	10.2		108	
18-46- 0	37458	17.5	46.2	0.0		100	
AG. SUPPLY CO		HOPKINSVILLE		KY			
GRADE	NUM	N	APA	POT	XS CL	RV	
6-18- 6	36886	6.7	19.4	6.0		108	
6-18- 6	37583	6.9	19.0	6.3		107	
AGRICO CHEMICAL CO		TULSA		OK			
GRADE	NUM	N	APA	POT	XS CL	RV	
0- 0-60	35958	0.0	0.0	60.9		101	
0-44- 0	35957	0.0	44.5	0.0		101	
0-46- 0	35237	0.0	46.2	0.0		100	
0-46- 0	35458	0.0	46.6	0.0		101	
0-46- 0	35860	0.0	46.3	0.0		101	
5-10-15	35897	4.9	10.4	15.0		101	
5-10-15	35936	5.3	9.8	14.7		100	
5-10-15	36186	5.7	10.0	14.8		102	
5-10-15	36361	5.9	9.8	14.8	*	102	
5-10-15	36797	5.6	10.1	14.8		103	
5-10-15	37079	5.4	9.3*	15.9		100	
5-10-15	37206	5.4	10.0	15.2		102	
5-10-15	37454	5.0	10.7	11.2*		95*	
5-10-15	37440	5.4	13.7	15.6		119	
5-20-20	35143	5.4	20.3	20.0		102	
5-20-20	35267	5.3	20.2	19.5		100	
5-20-20	35274	5.4	20.1	19.6		101	
5-20-20	35338	5.2	19.9	20.3		101	
5-20-20	35891	5.2	19.7	19.8		99	
5-20-20	35935	5.3	19.4	19.8		99	
5-20-20	36168	5.5	19.7	19.1		99	
5-20-20	36300	5.6	19.9	19.0		100	
5-20-20	36375	5.5	19.8	19.8		100	
5-20-20	36382	5.5	19.6	18.7*		98	
5-20-20	36487	5.1	20.1	19.2		100	
5-20-20	37142	5.6	20.3	18.5*		100	
5-20-20	37453	5.0	21.7	17.6*		101	
5-20-20	37589	4.0*	13.3*	28.6		90*	
5-20-20	37439	5.1	20.0	20.2		100	
10-10-10	35206	10.3	10.6	9.9		103	
10-10-10	36185	10.2	11.1	10.6		106	
10-10-10	36187	10.2	11.0	9.9		104	
10-10-10	36359	10.3	10.7	11.0		106	
10-10-10	36383	9.2*	10.7	11.0		101	
10-10-10	36607	10.5	10.4	9.4		102	
21- 0- 0	35614	21.0	0.0	0.0		100	
24- 4- 8	37229	24.3	4.3	9.3		104	

TABLE 1. (Continued)

AGRICO CHEMICAL CO		TULSA			OK		XS CL	RV
GRADE	NUM	N	APA	POT				
28- 0- 0	35547	27.9	0.0	0.0			99	
28- 0- 0	35653	28.1	0.0	0.0			100	
28- 0- 0	37796	27.6	0.0	0.0			99	
34- 0- 0	35212	34.1	0.0	0.0			100	
45- 0- 0	35186	45.9	0.0	0.0			102	
45- 0- 0	35236	45.0	0.0	0.0			100	
46- 0- 0	35956	47.0	0.0	0.0			102	
AGRICO CHEMICAL CO		BOWLING GREENKY			XS CL	RV		
GRADE	NUM	N	APA	POT				
0-19-19	37004	0.0	14.3*	24.4		93*		
10-10-10	37314	6.1*	9.0*	11.3		83*		
AGRICO CHEMICAL CO		CECILIA			XS CL	RV		
GRADE	NUM	N	APA	POT				
0-22-29	37211	0.0	22.1	31.3		101		
0-32-16	37216	0.0	30.3*	19.1		99		
5-10-15	35685	6.3	11.6	14.2		111		
5-10-15	35998	5.6	10.5	15.0		105		
5-10-15	35999	5.5	10.0	15.4		103		
5-10-15	36159	5.2	9.9	14.8		100		
5-10-15	36160	5.4	9.6	14.8		99		
5-10-15	36344	5.1	9.5	14.8		98		
5-10-15	36554	5.4	10.2	15.2		103		
5-10-15	36617	3.6*	6.0*	20.7		89*		
5-10-15	36670	5.0	9.7	15.1		99		
5-10-15	36713	5.5	10.8	15.2		106		
5-10-15	36881	4.9	10.0	15.1		99		
5-10-15	37030	6.0	10.4	14.8		106		
5-10-15	37062	5.4	10.7	15.7		107		
5-10-15	37217	5.8	10.5	14.8		106		
5-20-20	35857	5.3	20.4	19.2		100		
5-22-22	35494	7.0	19.5*	26.8		100		
6-12-12	36711	6.5	12.3	11.9		103		
6-24-24	35858	6.7	23.3	23.9		100		
8-17-35	37215	8.7	17.2	36.0		100		
10-10-10	35859	9.7	9.6	10.3		98		
10-10-10	35896	9.6	10.6	10.2		101		
10-10-10	36084	9.8	12.1	9.8		107		
10-10-10	36158	9.8	10.3	9.8		100		
10-10-10	36221	9.7	9.9	10.6		100		
10-10-10	36345	12.4	13.1	9.3*		120		
10-10-10	36472	10.2	9.8	9.6		99		
10-10-10	36555	9.5	9.4	10.1		96*		
10-10-10	36669	10.3	9.9	9.2*		99		
10-10-10	36676	9.7	10.1	10.0		99		
10-10-10	36712	10.4	9.8	10.1		101		
10-10-10	37100	10.0	9.9	9.8		99		
10-10-10	37212	9.4	10.4	10.4		100		
10-10-20	36671	10.5	11.5	19.6		106		
15-15-15	36616	15.6	15.7	13.7*		102		
15-15-15	36672	15.2	14.9	15.9		101		
19-19-19	37213	18.4*	18.2*	23.2		99		
23-16-16	37214	21.8*	17.2	19.2		101		
25-14-14	35185	23.4*	12.7*	19.5		97*		
AGRICO CHEMICAL CO		CLARKSON			XS CL	RV		
GRADE	NUM	N	APA	POT				
6-26-25	37705	4.6*	20.6*	34.2		93*		
8-28-22	37070	6.9*	27.0*	24.7		96*		

TABLE 1. (Continued)

AGRICOCHEMICAL CO		CLARKSON		KY		
GRADE	NUM	N	APA	POT	XS CL	RV
12-24-24	37068	11.6	22.0*	29.5		98
19-19-19	37066	17.5*	16.1*	26.2		96*
19-19-19	37067	19.7	16.2*	23.0		98
19-19-19	37069	19.7	14.3*	23.9		95*
19-19-19	37071	17.8*	16.1*	26.2		97*
AGRICOCHEMICAL CO		CLAY		KY		
GRADE	NUM	N	APA	POT	XS CL	RV
0-18-36	37078	0.0	16.3*	39.3		100
0-22-30	37582	0.0	23.7	29.4		104
11-37- 0	35521	11.3	36.7	0.0		100
11-37- 0	35522	11.3	36.7	0.0		100
12-15-15	37080	11.6	15.1	16.9		102
AGRICOCHEMICAL CO		FREDONIA		KY		
GRADE	NUM	N	APA	POT	XS CL	RV
0-26-26	35518	0.0	25.2	26.9		99
9-23-30	37252	8.9	22.7	30.3		99
22-17-17	37253	21.8	17.7	18.4		101
AGRICOCHEMICAL CO		HARTFORD		KY		
GRADE	NUM	N	APA	POT	XS CL	RV
5-19-30	37547	6.9	19.2	28.4*		103
6-25-26	37548	6.9	26.9	24.9*		103
9-23-30	37549	10.5	26.8	25.9*		106
AGRICOCHEMICAL CO		HENDERSON		KY		
GRADE	NUM	N	APA	POT	XS CL	RV
0-20-33	37570	0.0	17.8*	37.7		99
0-23-30	37571	0.0	21.7*	32.5		100
4-10-27	35385	5.7	13.0	30.5		121
5-20-20	37572	4.4*	19.1	21.6		98
9-23-30	36722	8.9	21.9	31.5		99
12-15-15	36486	12.0	14.3	16.4		100
12-15-15	36723	12.0	14.3	15.4		99
14-14-14	36632	13.7	12.8*	15.2		97*
16-20- 0	37321	16.1	19.6	0.0		99
26- 0- 0	36567	26.3	0.0	0.0		101
26- 0- 0	36568	26.2	0.0	0.0		101
28- 0- 0	36588	28.0	0.0	0.0		100
28- 0- 0	37121	28.9	0.0	0.0		103
28- 0- 0	37196	28.2	0.0	0.0		101
AGRICOCHEMICAL CO		HODGENVILLE		KY		
GRADE	NUM	N	APA	POT	XS CL	RV
6-24-24	35406	6.7	26.9	21.3*		104
12-24-24	37144	12.4	25.1	24.8		101
19-19-19	37392	18.3*	19.1	21.0		98
21-14-21	37700	20.9	14.1	22.1		100
23-14-18	37386	21.0*	15.0	21.2		99
24-16-16	37384	22.4*	16.7	17.0		99
AGRICOCHEMICAL CO		HORSE CAVE		KY		
GRADE	NUM	N	APA	POT	XS CL	RV
0-25-25	35449	0.0	24.6	24.7		97*
6-25-25	37168	5.7*	23.6*	30.0		98
13-23- 8	37167	14.0	24.7	10.3		106
17-45- 0	37136	17.3	45.8	0.0		100
19-13-19	37164	17.8*	11.5*	24.1		97*
19-18- 8	37166	18.0*	21.8	10.2		108
26-14-13	37165	25.1*	12.9*	17.6		98
27-13-13	37169	24.4*	15.4	17.6		103

TABLE 1. (Continued)

		IRVINGTON KY			XS CL	RV
AGRICO CHEMICAL CO	NUM	N	APA	POT		
GRADE						
0-12-43	36873	0.0	11.6*	45.2		100
5-12-30	36875	5.4	19.5	28.3*		119
10-13-13	36874	10.5	25.4	14.8		142
		MADISONVILLE KY			XS CL	RV
AGRICO CHEMICAL CO	NUM	N	APA	POT		
GRADE						
8-20-19	35357	9.2	25.1	18.0*		113
11-30-20	37660	12.6	29.6	20.9		101
18- 7-23	37659	17.6	8.1	24.3		101
26-10-10	37472	32.9	7.3*	7.1*		102
		MORGANFIELD KY			XS CL	RV
AGRICO CHEMICAL CO	NUM	N	APA	POT		
GRADE						
0-27-23	37581	0.0	28.7	22.0		102
2- 6-12	35355	2.0	5.4*	11.8		95*
3- 6- 8	35352	3.6	5.5	7.9		100
8-22-30	35354	7.2*	19.4*	35.1		95*
		DOWNSBORO KY			XS CL	RV
AGRICO CHEMICAL CO	NUM	N	APA	POT		
GRADE						
0-15-40	35453	0.0	14.9	39.7		99
0-23-30	37332	0.0	18.0*	35.8		95*
5-10-15	37657	5.7	6.2*	22.0		102
6-24-24	37420	5.3*	24.2	25.6		101
6-24-24	37658	6.4	24.7	25.8		105
20-10-10	37331	15.6*	11.0	18.6		102
		RUSSELLVILLE KY			XS CL	RV
AGRICO CHEMICAL CO	NUM	N	APA	POT		
GRADE						
0-26-26	37590	0.0	26.0	23.5*		97*
5- 5- 5	37001	9.1	6.3	5.4		142
9- 9- 9	37002	10.4	10.0	9.4		105
		STURGIS KY			XS CL	RV
AGRICO CHEMICAL CO	NUM	N	APA	POT		
GRADE						
0-20-31	37239	0.0	20.9	32.5		102
6-17-21	35425	8.9	22.3	22.5		121
		PENSACOLA FL			XS CL	RV
AIR PRODUCTS & CHEMICALS INC.	NUM	N	APA	POT		
GRADE						
34- 0- 0	37095	34.7	0.0	0.0		102
34- 0- 0	37096	34.9	0.0	0.0		103
		SCOTTSVILLE KY			XS CL	RV
ALLEN CO. FARMERS SERVICE	NUM	N	APA	POT		
GRADE						
15-13-20	37790	14.7	13.7	21.5		101
		ALLENSVILLE KY			XS CL	RV
ALLENSVILLE CROP SERVICE	NUM	N	APA	POT		
GRADE						
0-30-20	37423	0.0	30.9	17.9*		100
		HOUSTON TX			XS CL	RV
ALLIED CHEM CORP-UNION TX	NUM	N	APA	POT		
GRADE						
10-34- 0	37741	12.4	29.2*	0.0		95*
28- 0- 0	37742	27.5	0.0	0.0		98
32- 0- 0	37740	30.6*	0.0	0.0		95*
		PRINCETON NJ			XS CL	RV
AMERICAN CYANAMID CO.	NUM	N	APA	POT		
GRADE						
34- 0- 0	36451	34.3	0.0	0.0		101
		MAUMEE OH			XS CL	RV
THE ANDERSONS, SPECIALTIES DIV	NUM	N	APA	POT		
GRADE						
8-32-16	37140	7.5	32.0	16.3		99
45- 0- 0	37141	45.5	0.0	0.0		101
		HOPKINSVILLE KY			XS CL	RV
ASKEW FARM SERVICE	NUM	N	APA	POT		
GRADE						
14- 6-10	36905	13.9	7.2	10.4		101

TABLE 1. (Continued)

ASKEW FARM SERVICE		HOPKINSVILLE KY					
GRADE	NUM	N	APA	POT	XS	CL	RV
20-15-15	37324	15.3*	15.7	13.7*			88*
E M BAILEY DISTRIBUTING CO		BANDANA KY					
GRADE	NUM	N	APA	POT	XS	CL	RV
5-15-20	37184	6.0	14.3	18.3*			98
15-10-10	37185	10.8*	9.1*	8.2*			80*
21- 7- 7	37429	19.5*	8.6	7.5			98
E M BAILEY DISTRIBUTING CO		MAYFIELD KY					
GRADE	NUM	N	APA	POT	XS	CL	RV
18- 3-10	37431	16.0*	4.0	8.6*			88*
19- 8-10	37619	18.5	7.4*	11.0			98
BALLARD CO. COOP		LA CENTER KY					
GRADE	NUM	N	APA	POT	XS	CL	RV
11-14-20	37187	12.1	15.4	18.9*			103
21-15-13	37430	18.4*	12.0*	21.4			96*
BIG FOUR FEED & IMPLEMENT CO		SCOTTSVILLE KY					
GRADE	NUM	N	APA	POT	XS	CL	RV
3-27-13	35484	3.7	27.8	15.2			104
BISHOP CO.-DIV LEBANON CHEM		LEBANON PA					
GRADE	NUM	N	APA	POT	XS	CL	RV
10- 0- 0	36585	11.8	0.0	0.0			118
BECKING SEED & FERTILIZER INC.		BERNIE MO					
GRADE	NUM	N	APA	POT	XS	CL	RV
32- 0- 0	36381	32.0	0.0	0.0			100
BORDEN CHEMICAL-DIV BORDEN INC		COLUMBUS OH					
GRADE	NUM	N	APA	POT	XS	CL	RV
46- 0- 0	36209	47.3	0.0	0.0			103
BURKHART FEED MILL		AUBURN KY					
GRADE	NUM	N	APA	POT	XS	CL	RV
8- 8-13	37587	8.3	8.7	14.0			101
BURLEY BELT CHEMICAL CO.		LEXINGTON KY					
GRADE	NUM	N	APA	POT	XS	CL	RV
0-20-20	35287	0.0	17.6*	22.6			96*
4-16- 4	36507	5.4	15.0*	4.5			103
5-10-10	36613	5.2	9.9	14.5			111
5-10-15	35667	4.9	10.7	14.8			102
5-10-15	35913	5.3	9.7	14.9			100
5-10-15	35915	5.3	9.7	14.8			99
5-10-15	36122	5.4	9.7	16.1			103
5-10-15	36354	5.7	9.1*	16.0			101
5-10-15	36454	5.0	9.6	16.3			101
5-10-15	36692	5.2	10.2	14.6			100
5-10-15	37055	5.1	10.2	16.0			103
5-10-15	37060	5.0	9.7	15.5			100
5-10-15	37754	4.9	9.7	16.4			102
5-20-20	35432	5.3	20.0	18.2*			98
5-20-20	36357	5.2	18.5*	20.6			97*
5-20-20	37087	5.4	18.2*	19.8			96*
6-12-12	35156	6.1	12.2	11.0*			99
6-12-12	35293	6.0	11.3	11.3			95*
6-12-12	35831	6.2	11.9	12.5			101
6-12-12	35919	6.4	12.4	11.8			103
6-12-12	36356	6.3	11.8	11.8			100
6-12-18	36019	5.9	11.6	16.6*			95*
6-12-18	36855	6.0	11.9	15.6*			95*
8-10-15	36256	7.9	9.8	15.0			99
8-10-15	36270	7.8	10.2	12.9*			95*
8-10-15	36271	8.2	9.6	13.7*			96*

TABLE 1. (Continued)

BURLEY BELT CHEMICAL CO.		LEXINGTON			KY	XS CL	RV
GRADE	NUM	N	APA	POT			
8-10-15	36452	8.0	10.1	14.2*			99
8-10-15	37054	7.8	9.5	16.8			101
8-10-15	37292	7.9	8.6*	17.4			99
8-10-15	37283	7.7	9.6	14.7			96*
9-10-15	35188	8.8	9.2*	13.9*			94*
10- 0-15	37051	10.8	0.0	15.4			100
10- 6- 4	36269	10.2	6.3	8.8			116
10-10-10	35189	9.6	9.2*	8.7*			93*
10-10-10	35914	9.6	10.0	10.5			99
10-10-10	35918	8.7*	9.8	10.4			95*
10-10-10	36020	9.9	9.8	10.5			100
10-10-10	36355	10.0	9.8	10.8			100
10-10-10	36508	10.2	7.4*	9.7			90*
10-10-10	36583	8.6*	9.6	11.8			96*
10-10-10	36689	9.4	10.7	11.5			103
10-10-10	36691	10.0	9.1*	10.1			97*
10-10-10	36735	9.7	10.1	9.9			99
10-10-10	37052	9.1*	9.4	10.5			95*
10-10-10	37061	10.6	9.1*	11.9			102
10-10-20	35830	9.1*	10.8	19.5			99
12-12-12	36690	11.1*	11.8	12.4			97*
12-12-12	37753	11.9	12.7	12.2			102
15-15-15	36854	14.1*	16.6	16.2			103
15-30- 0	37053	7.7*	9.3*	0.0			38*
15-30- 0	37291	12.4*	22.7*	5.4			84*
16- 8- 8	35314	16.2	8.0	6.6*			98
21-45- 0	35187	20.5	53.2	0.0			112
26- 0- 0	36693	25.3	0.0	0.0			97
26- 0- 0	36569	26.5	0.0	0.0			102
BURLEY BELT CHEMICAL CO.		CYNTHIANA			KY	XS CL	RV
GRADE	NUM	N	APA	POT			
0-20-20	36311	0.0	19.8	17.0*			94*
5-10-15	35550	5.1	10.6	13.7*			100
5-10-15	37521	5.4	9.7	14.9			100
5-10-15	37522	5.2	9.8	14.9			99
9-10-15	36310	9.8	7.2*	16.1			94*
9-10-15	36340	10.5	11.7	13.0*			108
10-10-10	35551	9.6	9.6	10.2			97*
10-10-10	36313	8.5*	17.6	7.2*			119
10-10-10	36338	10.9	9.8	10.0			103
10-10-10	37520	12.4	12.5	7.7*			115
BURLEY BELT CHEMICAL CO.		LONDON			KY	XS CL	RV
GRADE	NUM	N	APA	POT			
0- 0-60	36521	0.0	0.0	57.7*			96*
0- 0-60	36942	0.0	0.0	58.0			97
0-20-20	36580	0.0	12.3*	18.6*			72*
0-46- 0	37108	1.5	38.8*	2.0			84*
3- 9- 6	35846	4.8	7.9*	4.9*			101
4-16- 4	36284	4.7	15.3	4.6			101
5-10- 5	36943	5.6	10.5	13.4			130
5-10-15	35465	5.3	9.8	14.8			100
5-10-15	35529	5.3	10.1	15.2			102
5-10-15	35557	5.4	9.6	15.5			101
5-10-15	35646	5.2	9.8	15.1			100
5-10-15	35713	5.3	10.0	14.6			100
5-10-15	35723	5.2	9.9	14.9			100
5-10-15	35773	5.5	9.9	15.7			103

TABLE 1. (Continued)

BURLEY BELT CHEMICAL CO.		LONDON		KY		XS CL	RV
GRADE	NUM	N	APA	POT			
5-10-15	35795	5.5	9.5	15.5			101
5-10-15	35817	5.4	9.3*	17.4			104
5-10-15	35845	5.7	9.7	16.0			104
5-10-15	35869	5.3	9.9	15.8			103
5-10-15	35884	5.4	9.9	15.1			101
5-10-15	35930	5.0	9.7	15.1			99
5-10-15	35981	5.3	9.9	14.8			100
5-10-15	35994	5.5	9.5	15.1			100
5-10-15	36012	5.5	9.4	15.0			99
5-10-15	36013	5.6	9.4	15.2			100
5-10-15	36014	5.7	12.6	13.4*			111
5-10-15	36052	5.3	8.9*	14.8			96*
5-10-15	36056	5.5	10.4	15.2			104
5-10-15	36076	5.5	9.7	14.8			100
5-10-15	36085	5.3	9.6	15.6			101
5-10-15	36306	5.4	9.9	14.8			101
5-10-15	36336	5.3	10.3	14.9			102
5-10-15	36377	5.7	9.5	14.9			101
5-10-15	36387	5.8	9.4	14.8			100
5-10-15	36424	5.6	9.8	14.8			101
5-10-15	36471	5.5	10.6	14.9			104
5-10-15	36520	5.5	10.8	14.6			105
5-10-15	36592	5.4	9.1*	14.8			97*
5-10-15	36593	5.1	9.8	14.7			99
5-10-15	36595	5.5	9.0*	14.6			97*
5-10-15	36596	4.8	9.5	15.6			98
5-10-15	36709	5.4	10.6	13.8*			102
5-10-15	36710	4.9	10.6	15.0			102
5-10-15	36807	5.3	9.9	14.9			100
5-10-15	36822	5.5	10.3	13.7*			101
5-10-15	36826	5.2	10.0	14.8			100
5-10-15	36931	5.0	9.9	15.8			101
5-10-15	36933	5.4	9.8	14.9			101
5-10-15	36990	5.1	9.9	15.3			100
5-10-15	37116	5.6	8.9*	16.0			100
5-10-15	37123	5.3	10.1	14.9			101
5-10-15	37149	4.8	9.7	15.2			98
5-10-15	37157	5.2	9.3	15.3			98
5-10-15	37282	6.1	10.2	14.8			105
5-10-15	37352	5.4	9.8	14.8			100
5-10-15	37357	5.6	9.4	15.4			100
5-10-15	37360	5.3	10.3	14.3			101
5-10-15	37502	5.6	9.8	13.6*			98
5-10-15	37505	5.1	10.1	13.9*			98
5-10-15	37506	4.8	9.6	15.7			99
5-10-15	37523	5.5	10.6	15.0			105
5-10-15	37599	4.3*	9.8	15.3			96*
5-10-15	37640	5.5	8.6*	17.8			102
5-10-15	37643	6.0	10.9	14.8			108
5-10-15	37687	5.2	9.2*	14.8			97*
5-10-15	37776	5.1	10.3	14.8			101
5-10-15	35534	5.4	9.8	14.8			100
5-10-15	36867	5.4	9.8	15.2			101
5-10-15	37600	5.2	9.6	16.0	*		101
5-20-20	35365	4.9	18.9*	20.2			97*
5-20-20	35430	5.5	19.6	19.0*			99
5-20-20	35456	5.3	18.4*	20.3			97*

TABLE 1. (Continued)

BURLEY BELT CHEMICAL CO.		LONDON		KY		XS CL	RV
GRADE	NUM	N	APA	POT			
5-20-20	35711	5.3	20.8	19.8			103
5-20-20	35964	5.2	18.8*	20.1			97*
5-20-20	36224	5.6	18.4*	20.1			97*
5-20-20	36258	5.5	19.1	18.8*			97*
5-20-20	36264	5.1	20.0	19.0			99
5-20-20	36275	5.1	19.7	19.1			98
5-20-20	36308	5.1	19.2	20.5			99
5-20-20	36439	5.2	21.2	19.3			103
5-20-20	36815	4.9	19.7	20.3			99
5-20-20	36940	7.1	26.4	16.1*			119
5-20-20	36965	5.0	20.4	19.8			101
5-20-20	37339	5.3	18.5*	19.8			96*
5-20-20	37380	7.1	20.6	11.0*			95*
5-20-20	37795	5.1	20.5	18.1*			99
5-20-20	37799	5.1	17.0*	18.9*			90*
5-20-20	35533	5.0	18.5*	20.4			96*
5-20-20	36864	5.4	20.2	18.6*			100
5-20-20	37195	5.4	19.8	19.8			100
6-12-12	35361	6.0	11.2*	12.4			98
6-12-12	35369	6.0	11.9	11.9			100
6-12-12	35455	6.2	11.5	11.8			98
6-12-12	35564	6.0	11.7	11.8			98
6-12-12	35590	6.1	11.2*	12.8			99
6-12-12	35818	6.6	11.1*	11.4			97*
6-12-12	36042	6.4	11.5	12.1			100
6-12-12	36074	6.4	11.0*	11.5			96*
6-12-12	36337	6.2	11.7	11.9			99
6-12-12	36594	5.6	12.1	11.4			97*
6-12-12	36821	5.9	11.6	11.8			98
6-12-12	37043	6.2	12.1	12.0			101
6-12-12	37044	5.7	11.8	11.8			97*
6-12-12	37150	5.1*	12.3	10.8*			95*
6-12-12	37156	6.3	11.3	12.1			98
6-12-12	37348	5.1*	12.2	11.8			97*
6-12-12	37356	5.1*	12.3	11.2*			96*
6-12-12	37373	5.9	11.4	12.5			98
6-12-12	37379	7.1	14.0	10.3*			109
6-12-12	37503	5.6	12.0	11.8			98
6-12-12	37508	6.9	13.5	12.9			112
6-12-12	37604	5.2*	11.8	11.9			95*
6-12-12	37809	5.0*	11.9	11.5			94*
6-12-18	36119	6.0	11.6	17.8			98
6-12-18	36650	6.2	11.6	17.9			99
6-20-0	37639	5.7	18.7*	0.0			94*
7-0-0	35552	7.0	0.0	0.0			99
7-0-0	36597	7.2	0.0	0.0			102
7-3-5	37603	6.9	3.9	6.3			101
8-10-15	37641	8.0	9.6	14.8			98
10-10-10	35262	10.1	9.9	9.1*			98
10-10-10	35429	10.2	9.5	9.0*			97*
10-10-10	35464	10.0	9.6	8.9*			96*
10-10-10	35556	10.0	10.0	9.8			99
10-10-10	35591	9.1*	10.0	11.2			99
10-10-10	35678	9.6	9.6	11.0			99
10-10-10	35714	10.2	9.8	8.9*			98
10-10-10	35724	8.3*	9.9	11.6			96*
10-10-10	35819	10.1	9.9	10.8			102

TABLE 1. (Continued)

BURLEY BELT CHEMICAL CO.		LONDON		KY		XS CL	RV
GRADE	NUM	N	APA	POT			
10-10-10	35844	9.8	10.2	10.2			100
10-10-10	35868	10.2	9.8	9.9			100
10-10-10	35883	10.2	9.4	10.4			99
10-10-10	35922	8.8*	10.0	11.6			98
10-10-10	35973	10.0	9.7	10.2			99
10-10-10	35982	10.1	10.2	10.0			101
10-10-10	36054	9.2*	10.6	10.1			99
10-10-10	36055	10.1	10.3	10.3			102
10-10-10	36075	9.8	10.1	10.2			100
10-10-10	36125	10.3	10.0	10.0			101
10-10-10	36265	9.9	10.6	9.0*			100
10-10-10	36307	9.5	9.8	10.9			99
10-10-10	36335	10.0	10.2	9.9			100
10-10-10	36378	9.9	9.3*	10.5			98
10-10-10	36423	10.2	10.0	10.3			101
10-10-10	36477	9.2*	10.2	9.3*			96*
10-10-10	36514	10.3	9.0*	10.5			98
10-10-10	36591	9.4	10.1	10.7			99
10-10-10	36598	9.8	10.0	9.5			98
10-10-10	36602	9.6	9.8	9.7			97*
10-10-10	36808	9.7	10.1	9.8			99
10-10-10	36816	10.0	10.4	9.8			101
10-10-10	36820	9.3*	9.8	9.8			96*
10-10-10	36932	10.2	11.7	10.9			109
10-10-10	36970	9.7	10.2	10.8			101
10-10-10	37045	9.6	10.2	8.4*			96*
10-10-10	37124	9.7	9.9	10.0			98
10-10-10	37155	9.8	10.0	9.9			99
10-10-10	37260	9.9	10.1	9.9			100
10-10-10	37281	9.5	9.9	11.0			100
10-10-10	37294	9.3*	10.0	8.6*			94*
10-10-10	37374	9.8	10.1	9.9			99
10-10-10	37377	8.8*	10.0	11.0			97*
10-10-10	37391	9.9	10.1	9.9			100
10-10-10	37500	9.6	13.9	9.8			113
10-10-10	37507	9.7	9.8	9.8			97*
10-10-10	37512	9.7	9.7	10.5			99
10-10-10	37605	10.0	9.6	10.4			99
10-10-10	37607	9.4	10.0	9.9			97*
10-10-10	37642	10.9	11.1	10.0			108
10-10-10	37649	9.5	10.0	9.8			97*
10-10-10	37777	9.7	10.1	9.9			99
10-10-10	35528	9.5	9.8	10.2			98
10-10-10	36866	9.9	9.7	10.2			99
10-10-10	37602	10.8	10.4	7.1*			99
10-10-10	37769	9.5	10.5	8.3*			96*
10-10-10	35335	9.4	6.8*	9.1*			83*
10-10-15	35565	9.6	10.0	15.9			100
10-10-15	35670	9.3*	9.6	15.7			97*
10-10-15	36263	9.3	10.9	15.4			101
10-10-15	36274	9.0*	10.4	15.1			97*
10-10-15	36453	9.4	11.0	14.8			101
10-10-15	36863	9.7	11.3	14.9			103
10-10-15	37259	7.7*	9.6	16.0	*		92*
10-10-15	37340	9.3*	11.0	14.0*			99
10-10-15	36865	9.4	10.1	15.8			100
12-12-12	37273	10.7*	11.8	14.2			98

TABLE 1. (Continued)

BURLEY BELT CHEMICAL CO.		LONDON		KY		XS CL	RV
GRADE	NUM	N	APA	POT			
15-30-0	35561	15.0	30.4	0.0			101
16-8-8	35261	16.0	7.8	6.5*			97*
16-8-8	36819	16.2	8.0	7.3*			99
16-8-8	36941	15.3	8.1	7.9			98
16-8-8	36964	15.9	8.4	8.0			101
16-8-8	37122	16.4	7.8	7.9			100
16-8-8	37800	15.2	8.2	8.7			99
18-46-0	36515	18.4	45.5	0.0			100
21-8-8	37638	18.7*	10.3	15.2			106
26-0-0	35774	26.7	0.0	0.0			103
26-0-0	35743	27.1	0.0	0.0			104
26-0-0	36455	23.5*	0.0	0.0			91*
26-0-0	36456	26.1	0.0	0.0			100
26-0-0	36606	24.7*	0.0	0.0			95*
26-0-0	36833	26.5	0.0	0.0			102
26-0-0	36834	26.7	0.0	0.0			103
28-0-0	37361	27.9	0.0	0.0			99
33-0-0	35788	34.1	0.0	0.0			102
33-0-0	35965	35.1	0.0	0.0			105
33-0-0	36086	35.0	0.0	0.0			105
33-0-0	36312	33.9	0.0	0.0			101
33-0-0	36438	34.8	0.0	0.0			104
33-0-0	37117	35.0	0.0	0.0			105
34-0-0	36516	34.9	0.0	0.0			103
BURLEY BELT CHEMICAL CO.		FERGUSON		KY		XS CL	RV
GRADE	NUM	N	APA	POT			
4-9-9	37046	6.2	10.3	11.0			116
4-16-4	36124	4.5	15.4	3.9			99
5-10-15	36146	5.6	9.4	14.8			99
5-10-15	36148	5.4	9.3*	14.8			98
5-10-15	36150	5.5	9.3	15.5			100
5-10-15	37201	5.2	10.1	14.8			100
5-10-15	37510	5.3	10.3	14.8			102
5-20-20	35461	5.4	18.6*	20.6			98
5-20-20	35742	5.4	18.6*	19.8			97*
5-20-20	35867	5.4	18.6*	16.6*			92*
5-20-20	36147	5.6	19.0*	19.8			98
6-12-12	36266	7.1	11.4	10.7*			99
6-12-12	37517	6.9	11.0*	11.8			99
6-12-12	37801	6.4	11.0*	11.8			97*
10-10-10	35675	9.9	9.5	9.9			97*
10-10-10	35741	10.0	9.6	10.1			98
10-10-10	35786	10.0	9.9	9.9			100
10-10-10	35908	9.1*	10.4	10.5			99
10-10-10	36267	9.9	10.1	10.0			100
10-10-10	36781	10.0	9.9	10.1			100
10-10-10	36975	10.3	9.5	7.6*			94*
10-10-10	37202	9.0*	10.3	10.8			99
10-10-10	37514	9.6	9.6	9.8			96*
10-10-10	37802	9.8	10.0	9.8			98
10-10-10	37828	9.8	10.0	9.9			99
16-8-8	35313	15.0*	8.2	8.8			99
BURLEY BELT CHEMICAL CO.		GEORGETOWN		KY		XS CL	RV
GRADE	NUM	N	APA	POT			
8-4-14	37598	9.9	5.3	15.7			112

TABLE 1. (Continued)

BURLEY BELT CHEMICAL CO.		HARRODSBURG KY			XS	CL	RV
GRADE	NUM	N	APA	POT			
17-17-17	37407	17.6	17.1	17.9			99
17-17-17	37408	16.9*	16.2*	20.4			98
25- 0-15	37293	25.0	0.0	16.0			101
BURLEY BELT CHEMICAL CO.		RUSSELL SPRNGKY			XS	CL	RV
GRADE	NUM	N	APA	POT			
6-12-12	36478	6.0	11.1*	13.6			99
CAMPBELLSVILLE CROP SERVICE		CAMPBELLSVILLKY			XS	CL	RV
GRADE	NUM	N	APA	POT			
16-17-17	36880	16.1	11.4*	25.2			96*
DONALD CARNEY & SON		SPRINGFIELD KY			XS	CL	RV
GRADE	NUM	N	APA	POT			
17-17-17	37612	10.5*	10.0*	34.8			86*
CAUDILL SEED CO.		SHELBYVILLE KY			XS	CL	RV
GRADE	NUM	N	APA	POT			
9-23-30	37485	10.0	24.7	29.8			105
12-15-23	37487	12.7	15.7	23.5			102
12-37- 0	36927	12.0	34.6*	0.0			95*
12-37- 0	37106	12.1	35.8	0.0			98
17- 8- 8	37486	15.0*	9.6	8.9			93*
17-17-17	36928	18.5	20.6	19.7			111
CF INDUSTRIES INC		CHICAGO IL			XS	CL	RV
GRADE	NUM	N	APA	POT			
18-46- 0	35177	17.9	46.1	0.0			100
CHEVRON CHEMICAL CO-ORTHO DIV		RICHMOND CA			XS	CL	RV
GRADE	NUM	N	APA	POT			
5-10-10	36302	5.9	11.0	9.9			109
8- 8- 8	35179	7.7	7.6	8.7			98
12- 6- 6	35166	12.5	6.3	6.1			104
CHILEAN NITRATE SALES CORP.		NEW YORK NY			XS	CL	RV
GRADE	NUM	N	APA	POT			
15- 0-14	36945	14.7	0.0	13.4			97*
16- 0- 0	35980	15.6	0.0	0.0			97
16- 0- 0	36493	15.9	0.0	0.0			99
CHRISTIAN CO. SUPPLY CO.		HOPKINSVILLE KY			XS	CL	RV
GRADE	NUM	N	APA	POT			
0-13-13	35511	0.0	11.2*	13.3			89*
0-20-20	36537	0.0	14.3*	15.4*			73*
3- 7- 7	35510	4.5	11.1	13.1			157
5-20-20	36907	7.9	28.8	15.8*			127
5-20-20	37325	4.1*	17.6*	21.6			93*
14-14-14	36538	15.1	12.0*	12.8*			96*
19- 6- 6	37327	18.4	11.6	10.5			124
19-10-10	36906	14.6*	11.2	13.2			94*
20-10-10	37326	19.6	11.6	8.0*			100
21-15- 8	37328	19.2*	16.3	6.4*			97*
CIRCLE O FARM CENTER		MARION KY			XS	CL	RV
GRADE	NUM	N	APA	POT			
3- 9-12	35419	2.9	8.8	10.9*			95*
5-10-10	35418	5.0	13.2	7.0*			109
5-15-30	37290	5.9	14.7	22.3*			91*
5-15-30	37739	4.2*	14.9	28.6*			95*
8-24- 0	37743	6.4*	22.1*	0.0			89*
10- 5- 5	35337	10.1	5.1	5.9			104
10-34- 0	36785	10.0	31.4*	0.0			94*
11-37- 0	35570	11.0	36.2	0.0			98
12- 8- 5	37575	11.9	8.0	5.0			100
13- 8- 5	37238	14.0	7.4	5.3			102

TABLE 1. (Continued)

CIRCLE O FARM CENTER		MARION		KY		XS	CL	RV
GRADE	NUM	N	APA	POT				
20- 0- 0	37237	18.7*	0.0	0.0				93*
28- 0- 0	37608	28.0	0.0	0.0				100
COLUMBIA NITROGEN COOP.		MACON		GA		XS	CL	RV
GRADE	NUM	N	APA	POT				
10-10-10	36410	10.3	10.6	9.8				103
COMMERCIAL SOLVENTS CORP.		NEW YORK		NY		XS	CL	RV
GRADE	NUM	N	APA	POT				
33- 0- 0	36087	34.5	0.0	0.0				103
33- 0- 0	36343	34.8	0.0	0.0				104
33- 0- 0	36480	34.1	0.0	0.0				102
33- 0- 0	36882	34.8	0.0	0.0				104
CRAFTON & DUNCAN INC		HENDERSON		KY		XS	CL	RV
GRADE	NUM	N	APA	POT				
16- 7-12	37567	16.2	7.2	12.6				99
22- 3- 6	37569	22.2	3.6	6.0				99
23- 3- 5	37566	22.5	3.3	5.2				98
CRITTENDEN CO. FARM SUPPLY		MARION		KY		XS	CL	RV
GRADE	NUM	N	APA	POT				
6-25-17	35270	7.2	27.5	17.4				107
7-32-14	35312	7.2	31.7	16.0				100
9-23-30	37574	8.9	23.1	30.8				101
FARMERS CHEMICAL CO.		HARRISON		TN		XS	CL	RV
GRADE	NUM	N	APA	POT				
28- 0- 0	35651	28.4	0.0	0.0				102
28- 0- 0	35679	29.2	0.0	0.0				104
28- 0- 0	35705	29.1	0.0	0.0				104
28- 0- 0	35854	28.2	0.0	0.0				101
28- 0- 0	36018	28.7	0.0	0.0				103
28- 0- 0	36501	28.7	0.0	0.0				102
28- 0- 0	36870	28.1	0.0	0.0				100
28- 0- 0	37797	28.2	0.0	0.0				101
28- 0- 0	37851	28.8	0.0	0.0				103
28- 0- 0	37856	27.6	0.0	0.0				99
28- 0- 0	37857	28.1	0.0	0.0				100
28- 0- 0	37858	27.9	0.0	0.0				100
34- 0- 0	35160	33.6	0.0	0.0				97
34- 0- 0	35207	33.7	0.0	0.0				98
34- 0- 0	35399	33.7	0.0	0.0				98
34- 0- 0	35482	34.5	0.0	0.0				100
34- 0- 0	35634	34.0	0.0	0.0				99
34- 0- 0	35652	34.3	0.0	0.0				99
34- 0- 0	35729	34.9	0.0	0.0				101
34- 0- 0	35904	34.7	0.0	0.0				101
34- 0- 0	35954	34.2	0.0	0.0				99
34- 0- 0	36016	34.7	0.0	0.0				101
34- 0- 0	36017	34.9	0.0	0.0				101
34- 0- 0	36081	34.7	0.0	0.0				101
34- 0- 0	36194	35.3	0.0	0.0				102
34- 0- 0	36198	34.8	0.0	0.0				101
34- 0- 0	36561	34.1	0.0	0.0				99
34- 0- 0	36657	34.4	0.0	0.0				100
34- 0- 0	36760	34.5	0.0	0.0				100
34- 0- 0	36762	35.0	0.0	0.0				102
34- 0- 0	36828	34.9	0.0	0.0				101
34- 0- 0	37048	34.7	0.0	0.0				100
34- 0- 0	37808	33.7	0.0	0.0				98

TABLE 1. (Continued)

FARMERS FERTILIZER COMPANY		SMITHS GROVE KY				
GRADE	NUM	N	APA	POT	XS CL	RV
15-15-15	37006	18.2	18.9	12.3*		115
21-13-13	37005	19.8*	15.2	14.9		103
FARMERS GIN COMPANY		CLINTON KY				
GRADE	NUM	N	APA	POT	XS CL	RV
9-23-30	37190	9.8	24.5	29.8		104
FARMLAND INDUSTRIES INC.		KANSAS CITY MO				
GRADE	NUM	N	APA	POT	XS CL	RV
6-24-24	36372	6.0	23.8	23.8		99
8-32-16	37188	8.4	33.4	14.3*		102
12-12-12	35391	12.6	11.7	12.2		101
12-12-12	36105	12.5	12.1	12.2		102
18-46-0	37433	17.9	45.7	0.0		99
FAYETTE SEED CO		LEXINGTON KY				
GRADE	NUM	N	APA	POT	XS CL	RV
16-8-8	36586	15.9	8.4	7.9		101
FEDERAL CHEMICAL CO.		LOUISVILLE KY				
GRADE	NUM	N	APA	POT	XS CL	RV
0-9-27	37310	0.0	9.5	30.3		110
0-20-20	35147	0.0	20.5	19.9		101
0-20-20	36719	0.0	20.1	20.1		100
0-20-20	36894	0.0	20.1	20.2		101
0-20-20	37585	0.0	17.3*	18.3*		88*
4-12-16	37812	4.4	11.5	16.9		101
4-16-4	36181	5.3	14.5*	6.6		105
4-16-4	36184	5.1	15.5	6.6		109
4-16-4	36574	4.4	19.0	3.9		115
5-10-15	35611	4.7	12.9	17.5		117
5-10-15	35620	5.3	9.7	15.0		100
5-10-15	35635	5.2	9.9	14.7		100
5-10-15	35643	5.2	10.3	14.9		102
5-10-15	35666	4.7	10.3	14.4		99
5-10-15	35710	6.0	10.3	16.2		108
5-10-15	35764	4.7	10.2	16.0		102
5-10-15	35839	5.4	10.5	15.6		105
5-10-15	35928	5.0	10.0	14.3		98
5-10-15	35970	5.4	10.0	14.8		101
5-10-15	35972	5.3	11.1	14.8	*	106
5-10-15	35976	4.7	9.9	15.7		100
5-10-15	36083	5.1	10.4	16.0		104
5-10-15	36097	5.1	10.5	16.0		105
5-10-15	36098	5.4	10.0	16.2		105
5-10-15	36130	5.7	10.7	14.8		106
5-10-15	36145	5.5	10.9	15.9		108
5-10-15	36182	5.3	10.2	14.8		101
5-10-15	36183	5.9	10.1	15.6		106
5-10-15	36217	5.2	11.2	15.3		106
5-10-15	36236	5.0	10.9	17.5		109
5-10-15	36237	5.0	10.7	17.3		108
5-10-15	36299	5.6	10.6	15.2		106
5-10-15	36333	5.8	10.0	15.6		105
5-10-15	36341	6.7	10.6	14.8		110
5-10-15	36371	6.1	10.1	16.5		108
5-10-15	36376	6.0	10.2	16.5		109
5-10-15	36526	5.9	9.9	16.8		108
5-10-15	36575	5.7	10.3	15.5		105
5-10-15	36608	5.3	10.0	16.6		105
5-10-15	36630	5.8	10.6	14.9		106

TABLE 1. (Continued)

FEDERAL CHEMICAL CO GRADE	NUM	LOUISVILLE		KY		XS CL	RV
		N	APA	POT			
5-10-15	36684	5.8	10.3	16.4			108
5-10-15	36745	4.9	10.0	15.8			102
5-10-15	36773	4.9	10.1	16.8			104
5-10-15	36814	5.2	10.2	16.3			104
5-10-15	36823	4.8	10.0	16.7			103
5-10-15	36901	5.4	10.1	16.7			106
5-10-15	37010	4.7	10.2	15.8			101
5-10-15	37146	7.4	12.7	13.7*			119
5-10-15	37226	6.4	11.3	13.5*	*		109
5-10-15	37257	5.2	10.0	17.5			106
5-10-15	37265	6.1	10.0	15.9			107
5-10-15	37266	4.8	9.6	17.7			103
5-10-15	37286	5.0	10.4	16.4			105
5-10-15	37311	6.0	11.1	15.0			109
5-10-15	37316	5.4	10.3	15.4			104
5-10-15	37358	4.9	12.2	16.6			113
5-10-15	37438	5.6	11.2	16.4	*		111
5-10-15	37460	5.6	10.3	14.8			104
5-20-20	35139	4.9	19.5	19.8			98
5-20-20	35146	4.6	19.8	21.2			100
5-20-20	35175	5.0	19.3	19.2			97*
5-20-20	35196	5.0	18.3*	21.9			98
5-20-20	35208	5.2	18.9*	18.7*			95*
5-20-20	35231	5.1	18.9*	21.2			99
5-20-20	35269	4.9	17.8*	20.9			95*
5-20-20	35271	5.2	20.9	15.3*			97*
5-20-20	35277	5.3	18.8*	20.5			98
5-20-20	35301	5.0	19.8	20.3			100
5-20-20	35305	4.7	19.2	21.0			98
5-20-20	35332	5.0	17.3*	20.7			93*
5-20-20	35336	4.9	19.5	17.3*			94*
5-20-20	35345	5.0	19.8	20.2			100
5-20-20	35409	5.2	19.2	19.8			98
5-20-20	35413	5.0	19.4	20.0			98
5-20-20	35420	5.5	16.9*	19.8			92*
5-20-20	35497	4.1*	15.7*	27.3			96*
5-20-20	35520	5.2	19.5	19.8			99
5-20-20	35600	5.2	19.0*	20.5			98
5-20-20	35822	6.0	19.5	19.4			101
5-20-20	35902	4.6	20.3	17.9*			97*
5-20-20	36112	5.6	20.9	19.8			104
5-20-20	36129	6.5	21.0	19.7			107
5-20-20	36143	6.1	19.2	18.7*			99
5-20-20	36292	6.0	20.2	20.0			103
5-20-20	36298	5.5	18.9*	19.8			98
5-20-20	36323	5.4	22.1	19.1			106
5-20-20	36365	5.2	19.4	20.0			99
5-20-20	36398	5.2	20.3	20.4			102
5-20-20	36428	5.7	20.8	21.2			106
5-20-20	36724	6.0	20.4	19.8			104
5-20-20	36725	5.7	19.8	19.8			101
5-20-20	36783	5.3	18.5*	20.7			98
5-20-20	36791	6.1	16.6*	19.2			92*
5-20-20	36792	5.4	17.3*	20.3			94*
5-20-20	36827	5.2	19.8	18.4*			98
5-20-20	36896	5.7	19.3	21.2			102
5-20-20	36977	4.8	18.1*	22.5			97*

TABLE 1. (Continued)

FEDERAL CHEMICAL CO	NUM	LOUISVILLE	KY	POT	XS CL	RV
GRADE		N	APA			
5-20-20	37113	5.5	19.3	20.2		100
5-20-20	37171	5.3	17.8*	22.0		97*
5-20-20	37181	6.2	20.3	20.4		105
5-20-20	37302	5.6	19.3	20.3		100
5-20-20	37586	5.6	19.9	19.8		101
5-20-20	37709	5.0	19.7	20.1		99
5-20-20	37733	5.0	18.9*	23.0		101
5-20-20	37755	5.4	17.6*	19.8		94*
5-20-20	37814	6.1	18.5*	18.6*		97*
5-20-20	37818	4.8	20.2	19.0*		99
5-20-20	35310	4.8	19.3	19.8		97*
5-20-20	35519	5.2	19.5	20.5		100
5-20-20	36895	5.2	19.7	21.5		102
5-20-20	37667	5.8	19.4	19.8		100
6-12-12	35137	6.2	12.8	11.2*		102
6-12-12	35176	6.2	11.8	12.1		100
6-12-12	35233	6.3	11.8	12.2		101
6-12-12	35898	6.2	12.1	12.9		103
6-12-12	36721	6.0	12.9	12.9		106
6-12-12	37813	5.1*	13.1	12.7		102
10-10-10	36259	10.2	9.3*	12.9		104
10-10-10	35138	9.9	10.8	9.9		102
10-10-10	35197	9.8	10.8	9.3*		101
10-10-10	35232	10.1	10.4	9.9		102
10-10-10	35250	10.4	10.4	8.8*		101
10-10-10	35278	9.4	11.0	10.9		103
10-10-10	35331	9.4	10.3	10.8		100
10-10-10	35371	9.7	9.9	11.3		101
10-10-10	35411	9.8	11.2	11.1		106
10-10-10	35439	9.6	9.5	9.8		96*
10-10-10	35481	8.1*	13.2	13.8		113
10-10-10	35496	9.4	10.7	10.5		101
10-10-10	35537	9.3*	10.7	11.2		102
10-10-10	35553	10.0	10.2	10.2		101
10-10-10	35610	9.4	10.8	12.1		105
10-10-10	35619	10.2	9.6	10.0		99
10-10-10	35824	10.1	11.1	11.5		108
10-10-10	35966	10.2	10.2	11.6		105
10-10-10	35967	10.4	9.9	11.8		105
10-10-10	35968	10.1	10.1	11.0		102
10-10-10	35969	10.0	9.9	9.9		99
10-10-10	35971	10.3	10.0	10.5		102
10-10-10	36128	10.3	11.7	11.6		111
10-10-10	36144	10.1	10.2	10.8		103
10-10-10	36151	10.9	9.4	11.0		103
10-10-10	36152	10.1	10.1	10.9		103
10-10-10	36218	9.8	9.6	13.2		104
10-10-10	36226	10.0	10.1	10.3		101
10-10-10	36296	10.3	11.8	11.0		110
10-10-10	36314	10.5	9.8	9.9		101
10-10-10	36334	10.5	10.4	11.6		107
10-10-10	36364	10.5	9.9	12.2		106
10-10-10	36370	10.2	9.7	12.7		105
10-10-10	36373	9.4	10.9	11.6		104
10-10-10	36396	10.5	9.8	11.9		105
10-10-10	36524	9.6	11.3	11.6		107
10-10-10	36525	9.7	10.3	11.7		104

TABLE 1. (Continued)

FEDERAL CHEMICAL CO		LOUISVILLE			KY	XS CL	RV
GRADE	NUM	N	APA	POT			
10-10-10	36573	9.8	9.7	9.9			97*
10-10-10	36576	10.4	9.5	11.3			102
10-10-10	36683	9.0*	12.3	12.7			111
10-10-10	36746	10.2	11.2	11.2			108
10-10-10	36774	9.9	11.0	11.9			107
10-10-10	36775	8.7*	10.1	12.9			101
10-10-10	36793	9.7	10.8	11.3			104
10-10-10	36813	9.9	9.5	11.0			99
10-10-10	36824	9.6	11.0	12.0			106
10-10-10	36858	9.6	10.4	11.0			102
10-10-10	36876	9.6	10.2	12.0			103
10-10-10	37016	9.8	12.3	9.9			108
10-10-10	37126	10.0	10.3	11.8			105
10-10-10	37145	10.0	9.8	11.0			101
10-10-10	37225	10.3	12.5	12.5			116
10-10-10	37256	10.4	10.5	10.9			105
10-10-10	37275	10.5	10.5	9.9			104
10-10-10	37276	10.1	10.0	9.8			100
10-10-10	37285	9.9	10.8	11.0			104
10-10-10	37359	9.2*	9.6	12.4			100
10-10-10	37382	10.6	10.2	9.9			103
10-10-10	37437	10.2	11.3	11.0			108
10-10-10	37509	9.5	10.0	10.6			99
10-10-10	37524	9.7	9.8	10.5			99
10-10-10	37524	9.7	9.8	10.5			99
10-10-10	37748	9.6	10.2	13.0			105
10-10-10	37760	9.6	10.1	8.6*			96*
10-10-10	37793	9.9	11.6	11.5			109
10-10-10	37811	9.2*	11.3	11.4			105
13-13-13	35709	11.3*	13.1	14.4			97*
13-13-13	35760	12.4	12.9	14.9			101
13-13-13	35823	12.2*	13.1	14.4			100
13-13-13	35990	12.6	15.8	13.5			108
13-13-13	36317	12.1*	13.8	13.6			100
13-13-13	36631	12.6	12.5	14.7			100
13-13-13	36718	12.2*	12.5	15.2			99
13-13-13	36720	13.0	12.1*	15.0			100
13-13-13	37074	12.6	13.8	13.9			103
13-13-13	37231	13.1	14.7	13.1			106
13-13-13	37782	12.6	13.5	13.3			101
20-10-5	36893	19.0	11.6	5.5			103
FRASIER SUPPLY CO.		GLASGOW			KY	XS CL	RV
GRADE	NUM	N	APA	POT			
0- 0-22	37839	0.0	0.0	22.0			100
5-10-15	36704	4.6	8.6*	16.5			95*
5-10-15	37092	5.8	10.2	14.8	*		104
5-10-15	37210	3.9*	7.2*	17.1			87*
5-10-15	37538	4.4*	8.3*	15.4			91*
5-10-15	37540	5.5	10.9	14.8			106
5-10-15	37543	5.4	9.8	14.8			100
5-20-20	37539	4.3*	18.1*	20.9			94*
9- 8-12	37719	8.5*	9.2	13.3			100
10-10-10	37008	10.2	11.3	8.8*			103
10-10-10	37093	11.7	10.1	9.9			107
10-10-10	37541	10.1	11.5	10.8			108
10-10-10	37720	9.2*	8.7*	13.5			99
10-10-10	37807	9.2*	8.2*	12.8			95*

TABLE 1. (Continued)

FREE FLOW FERTILIZER CO.		MAUMEE		OH	XS	CL	RV
GRADE	NUM	N	APA	POT			
10-10-10	37595	10.3	11.0	10.3			106
12-12-12	37269	12.3	12.1	12.3			102
GARDINIER BIG RIVER INC		TAMPA		FL	XS	CL	RV
GRADE	NUM	N	APA	POT			
30- 0- 0	37224	30.2	0.0	0.0			101
34- 0- 0	37833	35.1	0.0	0.0			103
GARRARD FARM SERVICE		LANCASTER		KY	XS	CL	RV
GRADE	NUM	N	APA	POT			
14- 6-11	37525	12.5*	6.9	12.0			98
GENES AG SUPPLY		STURGIS		KY	XS	CL	RV
GRADE	NUM	N	APA	POT			
3-11-15	37081	4.1	10.2*	17.3			97*
10-10-10	35351	8.1*	9.6	15.4			102
10-10-10	35450	10.0	11.5	8.4*			103
10-10-10	37815	11.0	9.6	7.2*			97*
12- 9- 9	37579	11.2*	9.6	9.6			100
12-16-16	37655	10.8*	16.2	17.0			98
19- 3- 7	37082	19.4	4.3	8.4			101
20- 7- 7	37580	19.8	8.0	8.0			104
GLASGOW FERTILIZER CO.		GLASGOW		KY	XS	CL	RV
GRADE	NUM	N	APA	POT			
4-16- 4	36362	5.0	16.3	4.7			107
5-10-15	35699	5.4	10.6	16.0			106
5-10-15	35850	5.7	11.4	15.0			109
5-10-15	35977	6.6	11.7	12.2*			108
5-10-15	36444	7.2	12.9	10.3*			112
5-10-15	37697	5.6	11.2	14.8			107
5-10-15	37726	5.4	10.1	15.9			104
5-10-15	37584	6.7	11.8	11.7*			108
7-15-15	35264	6.6	14.6	15.5			98
7-15-15	35852	6.7	14.1*	15.3			97*
7-15-15	35979	6.5	13.9*	15.8			96*
10-10-10	35462	10.2	11.0	9.3*			103
10-10-10	37696	10.1	10.5	10.9			104
11- 8- 8	35851	11.8	8.4	8.3			106
11- 8- 8	36363	10.7	8.8	9.4			105
11- 8- 8	36445	11.9	8.2	8.2			105
11- 8- 8	37725	10.3*	8.1	8.9			99
11- 8- 8	37849	11.7	8.8	7.8			106
15-15-15	36764	14.9	13.7*	15.3			97*
15-15-15	37130	14.2	14.1*	16.0			97*
33- 0- 0	36233	34.5	0.0	0.0			103
W R GRACE & CO-AGR PROD DIV		CADIZ		KY	XS	CL	RV
GRADE	NUM	N	APA	POT			
4-12-20	37555	4.0	11.4	20.1			98
5-15-15	35347	4.6	14.1*	15.2			95*
5-15-20	37556	5.0	14.4	20.8			99
13-10-13	35489	13.1	10.1	13.4			100
W R GRACE & CO AGRI PROD DIV		EKRON		KY	XS	CL	RV
GRADE	NUM	N	APA	POT			
10-10-10	37535	10.1	9.0*	11.9			100
13- 8- 8	37534	14.3	7.4*	11.3			104
W R GRACE & CO-AGR PROD DIV		GUTHRIE		KY	XS	CL	RV
GRADE	NUM	N	APA	POT			
4-12-20	37462	7.9	9.0*	15.5*			95*
9-27- 0	37463	8.9	26.7	0.0			99

TABLE 1. (Continued)

W R GRACE & CO		LA CENTER			KY	XS CL	RV
GRADE	NUM	N	APA	POT			
16-8-8	37189	17.3	8.5	6.8*			98
W R GRACE & CO-AGR		HOPKINSVILLE KY				XS CL	RV
GRADE	NUM	N	APA	POT			
4-12-20	35387	4.3	11.9	21.5			103
4-14-14	37084	5.2	15.1	15.8			103
5-15-20	35388	5.3	15.7	20.7			104
5-15-20	37085	5.6	15.1	11.9*			89*
5-15-20	37086	5.2	15.3	14.8*			93*
5-15-25	37182	5.2	14.3	24.8			98
5-15-25	37568	5.7	14.0*	24.3			98
9-10-15	37592	9.8	10.8	16.8			110
9-10-15	37711	9.3	11.2	17.2			110
9-10-15	37788	9.0	12.5	13.2*			106
9-27-0	37618	8.7	26.1	0.0			97*
12-8-12	37661	12.5	9.4	12.8			106
14-9-9	37662	15.5	9.8	10.0			102
28-0-0	36539	28.1	0.0	0.0			101
W R GRACE & CO AGRI		MEMPHIS			TN	XS CL	RV
GRADE	NUM	N	APA	POT			
0-0-60	36546	0.0	0.0	60.0			100
0-46-0	36548	0.0	44.3	0.0			96
4-16-4	36799	4.2	14.8*	3.0*			93*
4-16-28	35279	4.6	16.7	25.0*			99
4-16-28	36739	3.6	14.4*	28.9			95*
5-10-15	35784	5.3	9.4	14.7			98
5-10-15	35840	5.2	9.6	15.9			101
5-10-15	35866	5.2	9.6	16.4			102
5-10-15	35927	4.6	9.5	14.9			96*
5-10-15	35960	5.5	9.4	14.8			99
5-10-15	36033	4.7	9.5	14.9			96*
5-10-15	36096	5.5	9.5	14.7			99
5-10-15	36272	4.8	9.2*	15.3			96*
5-10-15	36283	5.7	9.4	14.8			100
5-10-15	36474	5.4	10.6	15.1			104
5-10-15	36549	5.9	10.0	14.5			103
5-10-15	36550	4.4*	10.4	15.5			100
5-10-15	36611	4.7	9.1*	14.3			93*
5-10-15	36614	5.4	9.4	14.4			98
5-10-15	36714	5.5	11.2	14.7			107
5-10-15	36860	5.3	9.5	15.9			101
5-10-15	37090	5.5	10.4	15.3		*	104
5-10-15	37127	5.4	10.2	15.3			103
5-10-15	37207	5.1	11.0	16.3		*	108
5-10-15	37241	5.1	10.1	15.2			101
5-10-15	37305	5.1	9.5	15.0			98
5-10-15	37692	4.9	10.9	14.9			103
5-10-15	37827	4.6	10.9	13.6*			99
5-10-15	36871	5.2	9.1*	17.3			102
5-10-15	36948	5.4	9.6	14.8			99
5-20-20	35144	4.3*	18.3*	18.6*			91*
5-20-20	35181	5.7	18.4*	19.2			96*
5-20-20	35302	5.0	19.9	20.5			101
5-20-20	35379	5.3	19.7	20.5			101
5-20-20	35491	5.3	20.4	20.6			103
5-20-20	35544	5.2	20.4	20.0			102
5-20-20	35855	5.6	19.4	18.1*			97*
5-20-20	35864	5.2	19.9	21.4			102

TABLE 1. (Continued)

W R GRACE & CO AGRI	CHEM GROUP	MEMPHIS	TN	XS CL	RV
GRADE	NUM	N	APA	POT	
5-20-20	35926	4.4*	19.2	20.3	96*
5-20-20	36315	5.4	19.7	18.7*	98
5-20-20	36557	5.2	19.9	19.5	99
5-20-20	36766	5.2	20.3	18.8*	100
5-20-20	36798	5.2	20.0	19.6	100
5-20-20	36859	4.8	19.8	20.1	99
5-20-20	36890	5.2	19.4	19.2	97*
5-20-20	36955	5.2	20.1	20.0	101
5-20-20	37243	5.2	19.0*	19.7	97*
5-20-20	37262	5.3	19.5	20.3	100
5-20-20	37277	5.3	19.9	20.1	100
5-20-20	37805	4.6	20.1	20.7	100
5-20-20	35183	5.7	18.0*	19.2	95*
5-20-20	35856	5.0	19.5	20.5	99
5-20-20	36949	4.9	20.5	17.5*	98
6-12-12	35145	5.5	13.3	12.8	105
6-12-12	36615	6.4	12.6	12.7	105
6-12-12	36951	6.2	12.0	12.4	101
6-12-12	36950	5.9	12.2	12.1	100
6-24-24	35377	5.6	23.6	24.6	99
6-24-24	35598	5.2*	22.6*	26.0	97*
6-24-24	35899	5.9	22.0*	24.3	95*
6-24-24	36321	6.6	20.2*	22.3*	90*
6-24-24	36414	6.2	24.0	23.8	100
6-24-24	36736	6.0	19.7*	22.3*	88*
6-24-24	36737	5.5	22.8*	25.0	97*
6-24-24	36738	5.9	21.5*	24.4	94*
6-24-24	37691	5.4*	22.7*	24.9	97*
8-12- 6	36281	8.3	12.3	6.1	102
10-10-10	35211	9.9	8.9*	10.2	96*
10-10-10	35256	9.8	9.1*	10.4	96*
10-10-10	35282	10.3	9.2*	10.7	99
10-10-10	35378	9.4	10.8	11.2	103
10-10-10	35398	9.8	10.0	9.9	99
10-10-10	35412	9.9	10.1	10.8	102
10-10-10	35444	10.2	9.8	11.0	102
10-10-10	35573	9.8	10.3	10.3	101
10-10-10	35785	10.1	10.3	10.5	103
10-10-10	35865	9.7	9.8	10.4	99
10-10-10	35949	10.8	10.2	10.1	104
10-10-10	35950	10.3	10.4	9.9	102
10-10-10	35951	9.9	10.0	10.7	101
10-10-10	35952	9.9	9.9	10.7	100
10-10-10	36032	9.8	9.8	10.6	100
10-10-10	36273	9.7	10.0	10.4	99
10-10-10	36282	9.9	10.5	10.2	102
10-10-10	36316	9.8	10.7	10.2	102
10-10-10	36563	9.4	10.0	11.1	100
10-10-10	36612	9.9	10.1	10.1	100
10-10-10	36667	9.7	10.4	14.5	109
10-10-10	36700	10.0	10.8	10.0	103
10-10-10	36765	10.0	9.6	10.4	99
10-10-10	36872	9.6	10.2	10.2	99
10-10-10	37029	10.8	9.9	10.1	103
10-10-10	37139	9.6	10.3	12.3	104
10-10-10	37208	10.5	9.7	10.2	101
10-10-10	37261	10.1	10.2	10.1	101

TABLE 1. (Continued)

W R GRACE & CO AGRI CHEM GROUP			MEMPHIS		TN		XS CL	RV
GRADE	NUM	N	APA	POT				
10-10-10	37306	10.4	9.9	11.0		103		
10-10-10	37852	9.6	9.8	10.4		98		
10-10-10	35182	9.4	10.5	10.3		100		
12-12-12	35445	10.8*	14.0	11.9		102		
12-12-12	37000	11.6	12.8	13.0		103		
12-12-12	37205	11.8	12.7	13.0		103		
12-12-12	37242	11.9	12.5	12.3		102		
12-12-12	37267	11.9	12.2	12.0		100		
12-12-12	37690	11.9	13.2	13.0		105		
12-12-12	37774	11.4	13.3	12.7		103		
12-12-12	37806	11.5	12.8	12.8		102		
12-12-12	37826	11.2*	12.3	12.5		99		
18-46-0	36547	17.6	45.8	0.0		99		
33-0-0	36214	34.4	0.0	0.0		103		
33-0-0	36562	34.1	0.0	0.0		102		
45-0-0	36164	44.0	0.0	0.0		98		
W R GRACE & CO-AGRI PROD DIV			NASHVILLE		TN		XS CL	RV
GRADE	NUM	N	APA	POT				
0-14-40	37075	0.0	16.0	38.8		104		
0-14-42	36629	0.0	23.3	29.6*		109		
0-23-30	35386	0.0	22.3	30.9		99		
0-23-30	35525	0.0	22.7	30.4		100		
0-25-25	37789	0.0	26.5	23.1*		101		
0-26-26	35252	0.0	25.8	26.4		100		
5-10-15	35660	5.3	9.4	15.0		98		
5-10-15	36132	5.5	9.2*	14.8		98		
5-10-15	36628	5.2	9.5	14.6		98		
5-10-15	37076	5.4	10.1	14.8	*	102		
5-10-15	35983	5.3	9.4	14.8		98		
5-10-15	35984	5.3	9.5	14.8		99		
5-20-20	35272	5.0	19.7	18.8*		97*		
5-20-20	35327	5.2	20.0	20.2		101		
5-20-20	35632	5.4	19.1	19.7		98		
5-20-20	35755	5.3	19.6	19.8		100		
5-20-20	36131	5.2	18.7*	20.6		98		
5-20-20	36133	5.3	19.6	19.8		99		
5-20-20	36627	5.4	19.0	19.6		98		
5-20-20	36726	4.9	19.2	21.2		99		
5-20-20	37077	5.3	19.5	20.7		100		
5-20-20	37319	5.4	19.4	20.5		100		
5-20-20	37781	5.1	19.5	20.2		99		
5-20-20	37817	5.0	20.0	19.9		100		
6-24-24	35992	5.9	22.8*	24.1		97*		
6-24-24	36626	5.8	22.8*	25.2		98		
10-10-10	35251	10.2	9.7	10.7		101		
10-10-10	35991	9.9	10.1	10.3		100		
10-10-10	35303	10.0	9.9	11.3		102		
10-10-10	37471	9.5	10.0	9.9		98		
W R GRACE & CO AGR PROD DIV			NEW ALBANY		IN		XS CL	RV
GRADE	NUM	N	APA	POT				
0-13-39	35524	0.0	14.0	43.1		109		
0-26-26	35380	0.0	27.3	24.6*		102		
5-10-15	35658	5.0	9.3	16.1		99		
5-10-15	37654	5.0	10.7	14.8		102		
5-20-20	35479	4.6	19.0*	18.1*		93*		
6-24-24	35480	5.6	22.6*	24.4		96*		
10-10-10	35218	8.9*	10.1	10.7		97*		

TABLE 1. (Continued)

W R GRACE & CO AGR PROD DIV		NEW ALBANY		IN		XS	CL	RV
GRADE	NUM	N	APA	POT				
10-10-10	35523	9.5	10.6	10.6				101
12-12-12	35659	11.4	12.8	12.3				101
GREEN CO. FARM SUPPLY		GREENSBURG		KY		XS	CL	RV
GRADE	NUM	N	APA	POT				
19-10-11	37680	18.8	11.7	11.8				102
GREEN THUMB PRODUCTS		APOPKA		FL		XS	CL	RV
GRADE	NUM	N	APA	POT				
8- 4- 8	35221	8.7	6.7	8.1				121
10-10-10	35226	10.6	11.1	9.6				106
GREEN VALLEY FARM SUPPLY		CALHOUN		KY		XS	CL	RV
GRADE	NUM	N	APA	POT				
9-23-30	37560	8.5	20.5*	32.3				96*
GREEN VALLEY FARM SUPPLY		ISLAND		KY		XS	CL	RV
GRADE	NUM	N	APA	POT				
0-23-30	37413	0.0	26.5	28.0*				106
6-26-26	37412	5.5	25.2	27.7				99
GRO-GREEN CHEMICAL CO., INC.		SHELBYVILLE		KY		XS	CL	RV
GRADE	NUM	N	APA	POT				
0- 0-60	35963	0.0	0.0	59.8				99
0- 9-28	36919	0.0	8.9*	26.6*				92*
0-15-40	37102	0.0	11.6*	34.9*				82*
3- 9-18	36348	4.0	9.1	19.5				109
3- 9-18	37634	6.5	9.3	15.6*				112
5- 5- 5	37492	5.2	5.0	6.3				107
5-10-15	35702	3.6*	7.7*	18.2				90*
5-10-15	35801	5.5	9.9	24.6				123
5-10-15	35900	5.3	10.9	12.5*				100
5-10-15	35901	5.9	10.5	15.3				107
5-10-15	36045	4.6	8.5*	13.4*				88*
5-10-15	36047	4.6	8.8*	18.2				100
5-10-15	36048	4.9	9.1*	19.3				105
5-10-15	36049	4.9	8.7*	15.0				94*
5-10-15	36174	5.1	9.1*	13.4*				92*
5-10-15	36349	4.4*	8.5*	12.3*				84*
5-10-15	36417	5.2	9.9	16.5				103
5-10-15	37631	8.0	11.3	15.2				119
5-10-15	37636	7.8	11.2	14.2				116
5-20-20	36352	4.3*	17.8*	17.3*				88*
6- 6-18	35962	4.2*	3.7*	21.5				89*
7- 5- 8	37494	9.1	6.7	7.1*				110
7- 7- 9	37633	8.4	8.4	10.3				114
8- 2- 2	37632	9.8	2.5	2.5				112
8- 5-16	36939	8.0	7.5	15.1*				104
8-10-15	35833	6.8*	9.2*	19.9				102
8-10-15	35834	7.3*	10.0	17.9				103
8-10-15	36036	7.6	8.7*	24.4				112
8-10-15	36172	7.4*	12.1	11.4*				98
8-10-15	36351	8.6	11.3	13.8*				105
8-12-15	36173	8.2	11.9	15.8		*		102
8-12-15	36346	7.4*	14.2	15.3				106
8-12-15	36419	9.6	14.1	14.2				112
8-12-15	36420	7.8	10.1*	16.0				94*
8-12-15	37635	13.8	15.4	11.3*				127
8-24-10	36347	5.9*	19.2*	14.0				87*
10-10-10	35802	10.8	9.7	10.2				102
10-10-10	35832	9.4	9.4	9.0*				93*
10-10-10	35835	8.4*	8.3*	8.8*				84*

TABLE 1. (Continued)

GRO-GREEN CHEMICAL CO., INC.		SHELBYVILLE KY			XS CL	RV
GRADE	NUM	N	APA	POT		
10-10-10	36046	7.0*	10.7	9.2*		89*
10-10-10	36350	10.2	10.6	12.2		107
10-10-10	36517	10.6	10.8	10.5		107
10-10-10	36637	10.1	8.6*	10.1		95*
10-10-10	36795	7.8*	5.6*	10.0		73*
10-10-10	36918	9.0*	8.4*	4.1*		78*
10-10-10	37105	8.1*	8.0*	8.7*		82*
12-12-12	36175	11.2*	10.9*	10.5*		91*
12-12-12	36353	10.5*	10.8*	13.2		93*
12-12-12	37370	14.4	14.5	12.8		117
16- 7- 7	37101	19.1	8.2	7.3		115
17- 7- 7	36794	18.3	7.8	10.6		108
18- 9- 9	37369	16.7*	9.9	11.0		97*
18- 9- 9	37493	22.3	10.3	9.5		113
18-46- 0	36518	17.9	43.6*	0.0		96*
22- 4- 4	37104	23.9	6.1	4.7		108
25- 7- 7	37103	27.5	7.4	6.6		107
GRO-GREEN SALES CO.		LEBANON KY			XS CL	RV
GRADE	NUM	N	APA	POT		
5-10-15	37402	4.2*	8.3*	16.0		91*
9-18-28	37403	9.0	15.1*	29.6		93*
13-13-17	37401	13.5	9.3*	12.8*		81*
16-11-15	37399	16.5	8.7*	10.0*		84*
19-19-19	37400	13.8*	16.2*	16.5*		79*
21-12-13	37398	19.6*	9.5*	9.9*		83*
GRO-GREEN PAYNES, INC.		LEXINGTON KY			XS CL	RV
GRADE	NUM	N	APA	POT		
3- 1- 1	36913	2.3*	1.7	1.7		70*
5- 6- 9	37497	6.6	6.2	14.4		118
6- 6-18	37362	7.1	6.3	20.2		111
6- 6-18	37363	5.5	6.2	21.4		106
8-10-15	37519	10.3	11.5	28.6	*	142
8-10-15	37628	6.4*	8.3*	16.8		90*
10- 4-16	37627	10.6	8.2	16.6	*	116
12-12-12	37495	15.3	16.4	11.9		125
12-15-23	37280	12.8	15.0	22.9		100
12-15-23	37518	14.9	18.3	18.2*		107
19- 0-33	37496	16.3*	0.0	34.2		92*
HOBBS FEED & SUPPLY CO.		FANCY FARM KY			XS CL	RV
GRADE	NUM	N	APA	POT		
3- 9-27	37617	2.8	8.1*	31.2		104
A. H. HOFFMAN, INC.		LANDISVILLE PA			XS CL	RV
GRADE	NUM	N	APA	POT		
5-10- 7	37859	5.8	10.3	7.7		108
5-10-10	35882	5.7	11.2	10.5		110
HOWE-HILLIARD GRAIN CO.		MAYFIELD KY			XS CL	RV
GRADE	NUM	N	APA	POT		
19-13-17	37183	19.4	10.1*	21.9		99
HUTSON CHEMICAL COMPANY		MURRAY KY			XS CL	RV
GRADE	NUM	N	APA	POT		
0- 0-60	36435	0.0	0.0	58.3		97
5-20-20	36320	7.0	25.7	19.8		122
10-10-10	36437	9.5	12.9	11.6		113
15-15-15	35985	12.9*	17.1	15.5		101
15-15-15	36319	16.5	17.3	16.2		112
15-15-15	36481	13.5*	15.5	16.1		99
15-15-15	36482	15.0	16.4	16.7		106

TABLE 1. (Continued)

HUTSON CHEMICAL COMPANY		MURRAY		KY		XS	CL	RV
GRADE	NUM	N	APA	POT				
15-15-15	36495	11.2*	19.2	15.9				102
15-15-15	37558	14.7	21.9	15.0				117
15-15-15	37178	7.4*	10.1*	14.8				66*
18-46-0	36436	17.1	42.4*	0.0				93*
22-10-13	37177	22.6	11.0	14.4				103
28-28-0	36496	28.4	28.5	0.0				102
28-28-0	36497	28.5	28.7	0.0				102
28-28-0	36498	28.6	28.3	0.0				102
28-28-0	36499	28.1	28.1	0.0				100
28-28-0	36500	28.6	27.7	0.0				101
33-0-0	36431	34.6	0.0	0.0				103
HYDROPONIC CHEM CO		COPLEY		OH		XS	CL	RV
GRADE	NUM	N	APA	POT				
7-6-19	35151	8.2	7.5	20.5				115
7-6-19	35224	7.9	6.9	20.6				112
INTERNATIONAL MIN & CHEM CORP		FLORENCE		AL		XS	CL	RV
GRADE	NUM	N	APA	POT				
0-0-50	37197	0.0	0.0	51.7				103
5-10-15	36089	6.1	9.4	13.2*				98
5-10-15	37744	5.2	9.7	14.9				99
5-10-20	37798	5.0	10.1	18.7*				97*
5-20-20	35826	5.2	18.7*	20.0				97*
5-20-20	36541	5.2	19.9	21.4				102
5-20-20	37323	5.4	20.4	19.1				101
6-12-12	37830	6.3	11.8	12.6				101
6-24-24	35825	6.4	26.5	20.7*				103
6-24-24	36429	5.9	24.7	24.0				101
6-24-24	36981	6.5	25.7	21.2*				102
10-10-10	35681	10.3	9.7	10.7				101
13-13-13	35995	13.2	13.4	13.4				102
13-13-13	36004	13.1	13.3	13.5				102
13-13-13	36222	12.3	11.8*	14.1				96*
13-13-13	36411	13.7	14.6	11.4*				104
13-13-13	37322	12.2*	13.0	13.7				99
13-13-13	37395	13.0	14.2	12.1*				102
28-0-0	35827	28.7	0.0	0.0				102
JOHNSON CITY CHEMICAL INC.		JOHNSON CITY TN				XS	CL	RV
GRADE	NUM	N	APA	POT				
5-10-10	37381	5.0	10.9	9.9				104
5-20-20	36553	4.7	19.0*	21.7				98
10-10-10	35708	8.4*	10.1	10.1				94*
10-10-10	35872	8.5*	9.9	10.2				94*
10-10-10	35895	9.9	10.8	10.0				103
34-0-0	36358	34.9	0.0	0.0				103
KAISER AGRICULTURAL CHEMICALS		SAVANNAH		GA		XS	CL	RV
GRADE	NUM	N	APA	POT				
28-0-0	36589	27.7	0.0	0.0				99
KAISER AGRICULTURAL CHEMICALS		W. DES MOINESIA				XS	CL	RV
GRADE	NUM	N	APA	POT				
18-46-0	37435	17.9	45.9	0.0				100
18-46-0	37436	18.1	45.7	0.0				100
18-46-0	37848	17.4	45.8	0.0				99
28-0-0	37771	26.5*	0.0	0.0				95*
KENTUCKY FERTILIZER WORKS		WINCHESTER		KY		XS	CL	RV
GRADE	NUM	N	APA	POT				
0-20-20	37112	0.0	15.9*	18.8*				84*
4-16-4	36043	4.3	14.2*	5.3				96*

TABLE 1. (Continued)

KENTUCKY FERTILIZER WORKS		WINCHESTER			KY	XS CL	RV
GRADE	NUM	N	APA	POT			
4-16-4	36252	4.1	14.0*	6.8			98
5-10-15	36249	5.9	9.9	15.9			106
5-10-15	36510	5.1	9.3*	14.5			96*
5-10-15	36645	5.1	8.5*	17.3			99
5-10-15	37593	5.6	9.4	15.5			101
6-6-18	36448	6.3	6.1	17.7			101
6-6-18	36449	6.3	6.0	18.2			102
6-6-18	36509	6.0	6.1	18.0			100
6-6-18	36934	6.2	4.9*	18.5			97*
6-6-18	37715	7.1	5.0*	18.4			101
8-10-15	36034	7.5	9.4	16.0			98
8-10-15	36646	7.7	9.0*	16.9			99
8-10-15	37270	7.1*	7.6*	18.3			94*
10-5-15	37597	9.2*	5.6	16.8			100
10-10-10	35848	10.3	10.7	10.4			105
10-10-10	36037	10.5	8.2*	10.1			95*
10-10-10	36248	9.1*	11.0	9.8			100
10-10-10	36389	10.9	6.8*	9.8			90*
10-10-10	36447	10.6	10.2	10.0			103
10-10-10	36644	10.6	7.7*	9.5			92*
10-10-10	36647	9.9	8.7*	11.5			97*
10-10-10	36648	9.6	9.7	11.9			101
10-10-10	36729	10.8	7.2*	9.6			91*
10-10-10	36936	9.4	13.3	12.1			115
10-10-10	36993	9.8	9.6	11.0			99
10-10-10	37114	9.7	9.8	10.3			98
10-10-10	37271	9.4	12.5	12.2			112
10-10-10	37594	9.6	9.3	10.9			97*
18-46-0	37107	17.8	44.9	0.0			98
KERR-MCGEE FARM CENTER		CADIZ			KY	XS CL	RV
GRADE	NUM	N	APA	POT			
7-19-35	37172	7.8	19.1	37.0			101
21-14-14	37173	21.4	14.1	14.7			102
KERR-MCGEE CHEMICAL CORP.		COTTONDALE			FL	XS CL	RV
GRADE	NUM	N	APA	POT			
8-24-24	36742	8.6	18.4*	20.8*			85*
KERR-MCGEE CHEMICAL CORP.		FREDONIA			KY	XS CL	RV
GRADE	NUM	N	APA	POT			
5-20-20	37577	5.7	21.4	20.1			106
17-17-17	37576	19.1	21.4	14.0*			107
KERR-MCGEE FARM CENTER		GUTHRIE			KY	XS CL	RV
GRADE	NUM	N	APA	POT			
0-30-20	37468	0.0	33.2	14.3*			101
0-30-20	37481	0.0	31.0	18.2*			100
9-23-31	37480	11.5	29.6	22.8*			110
18-46-0	37842	17.7	46.5	0.0			100
20-14-14	37467	13.3*	16.9	28.1			104
KERR-MCGEE CHEMICAL CORP		OKLAHOMA CITYOK			OK	XS CL	RV
GRADE	NUM	N	APA	POT			
10-10-10	35549	10.0	9.2*	11.9			101
10-10-10	37094	10.8	9.8	10.8			104
18-46-0	37557	17.8	46.1	0.0			100
KERR-MCGEE FARM CENTER		PEMBROKE			KY	XS CL	RV
GRADE	NUM	N	APA	POT			
14-21-21	35382	13.3*	19.6*	26.0			98
15-20-20	35381	14.7	17.7*	25.0			97*
16-19-19	36903	15.5	15.1*	23.6			95*

TABLE 1. (Continued)

KERR-MCGEE FARM CENTER		PEMBROKE		KY			
GRADE	NUM	N	APA	POT	XS CL	RV	
21-11-15	37469	22.0	9.4*	16.7		98	
23-15- 7	36904	25.0	14.5*	9.5		101	
KODS, INC.		KENOSHA		WI			
GRADE	NUM	N	APA	POT	XS CL	RV	
5-20-20	35219	6.7	15.7*	17.7*		89*	
6-10- 4	35154	4.2*	6.5*	6.1	*	76*	
LINCOLN FARM SERVICE		STANFORD		KY			
GRADE	NUM	N	APA	POT	XS CL	RV	
11-14-20	37533	11.4	15.0	21.0		102	
13- 0-36	36862	13.9	0.0	35.9		100	
MCCAULEY BROS SEED CO		VERSAILLES		KY			
GRADE	NUM	N	APA	POT	XS CL	RV	
5- 5-15	36914	3.3*	1.8*	17.4		78*	
8- 4-13	37630	6.9*	4.6	15.1		97*	
8- 5-14	36917	7.4*	4.2*	16.2		92*	
9- 4-12	37629	12.2	5.5	11.1*		117	
12- 0-30	37366	12.0	0.0	28.8		95*	
14- 0-17	36915	9.3*	0.0	19.3		81*	
18-46- 0	36916	18.5	46.6	0.0		102	
MAPCO INC.		ATHENS		IL			
GRADE	NUM	N	APA	POT	XS CL	RV	
10-34- 0	36277	11.1	34.2	0.0		103	
30- 0- 0	36276	29.6	0.0	0.0		98	
MARSHALL CO. SOIL IMP ASSN		BENTON		KY			
GRADE	NUM	N	APA	POT	XS CL	RV	
5-20-20	36203	5.3	20.0	21.3		102	
6-25-26	37175	5.9	22.9*	29.9		98	
17-17-17	37176	18.4	17.2	19.3		102	
MAYFIELD MILLING CO		MAYFIELD		KY			
GRADE	NUM	N	APA	POT	XS CL	RV	
5-15-25	35217	5.3	14.2	25.9		100	
16- 9- 9	37432	14.9*	10.3	13.5		105	
MEADE FARMERS SUPPLY		BRANDENBURG		KY			
GRADE	NUM	N	APA	POT	XS CL	RV	
17-17-17	37536	16.7*	15.4*	20.0		94*	
METCALFE CO. FARMERS SUPPLY		EDMONTON		KY			
GRADE	NUM	N	APA	POT	XS CL	RV	
22-12-12	37309	23.2	8.6*	13.5		93*	
MILES FARM SUPPLY		OWENSBORO		KY			
GRADE	NUM	N	APA	POT	XS CL	RV	
0-22-30	37334	0.0	23.4	30.2		104	
3-15-36	37672	3.7	12.2*	42.1		98	
5-10-15	37673	3.8*	8.1*	19.9		97*	
6-15-40	37336	5.0*	12.5*	44.2		97*	
6-24-24	35572	6.9	24.6	25.1		105	
9-23-30	37333	7.3*	18.3*	36.5		93*	
10-10-10	36624	10.3	10.8	9.7		104	
11-37- 0	35275	11.5	37.2	0.0		101	
11-37- 0	35375	11.1	37.2	0.0		101	
11-39- 0	35376	10.6	35.7*	0.0		92*	
13-13-13	35452	19.1	18.5	11.3*		128	
13-39- 0	35276	14.4	39.0	0.0		103	
16-20- 0	36625	16.5	19.7	0.0		101	
33- 0- 0	36169	34.1	0.0	0.0		102	
MILES FARM SUPPLY, INC.		OWENSBORO		KY			
GRADE	NUM	N	APA	POT	XS CL	RV	
11-37- 0	37425	11.0	36.7	0.0		99	

TABLE 1. (Continued)

MILES FARM SUPPLY, INC.		OWENSBORO		KY			
GRADE	NUM	N	APA	POT	XS CL	RV	
11-37-0	37427	11.2	37.2	0.0		101	
11-37-0	37428	11.3	37.2	0.0		101	
15-0-0	37426	18.5	0.0	0.0		123	
MINN MINING & MFG CO		ST PAUL		MN			
GRADE	NUM	N	APA	POT	XS CL	RV	
6-18-6	35216	6.8	19.0	5.9		106	
12-6-6	35171	12.2	5.5	6.1		99	
MISSISSIPPI CHEMICAL CORP		YAZOO CITY		MS			
GRADE	NUM	N	APA	POT	XS CL	RV	
32-0-0	35268	31.3	0.0	0.0		98	
34-0-0	37037	34.3	0.0	0.0		101	
MONSANTO AGRI CENTER		SLAUGHTERS		KY			
GRADE	NUM	N	APA	POT	XS CL	RV	
5-10-15	37473	6.3	13.4	12.0*		114	
5-21-21	35532	3.9*	15.5*	21.7		81*	
6-15-40	37669	6.4	15.7	37.9*		100	
6-26-26	37668	5.9	24.3*	25.8		96*	
9-23-30	36301	9.5	21.9*	30.3		99	
9-23-30	37475	9.5	21.7*	30.1		98	
9-23-30	37670	8.4	20.8*	33.2		97*	
19-13-17	37474	19.8	13.7	16.8		101	
MORRISON FARM SVC		HODGENVILLE		KY			
GRADE	NUM	N	APA	POT	XS CL	RV	
6-12-18	37386	4.8*	9.8*	20.1		88*	
14-14-14	37387	13.9*	13.5*	17.6		98	
17-17-17	37385	18.0	18.3	18.0		101	
17-17-17	37389	18.5	18.8	15.8*		101	
22-13-13	37390	21.9	13.9	12.4*		100	
NA-CHURS PLANT FOOD COMPANY		MARION		OH			
GRADE	NUM	N	APA	POT	XS CL	RV	
10-10-10	35415	10.5	11.5	10.0		108	
10-10-10	36877	9.8	10.8	10.0		103	
10-10-10	37036	10.3	10.8	9.8		104	
NATURAL DEVELOPMENT CO		BAINBRIDGE		PA			
GRADE	NUM	N	APA	POT	XS CL	RV	
3-2-3	36529	3.5	1.2*	3.2		96*	
5-2-5	36530	4.7	1.0*	4.9		86*	
NEW PLANT LIFE		LA PORTE		IN			
GRADE	NUM	N	APA	POT	XS CL	RV	
4-10-6	35170	6.8	10.2	5.7		117	
NORTH AMERICAN FERTILIZER CO.		LOUISVILLE		KY			
GRADE	NUM	N	APA	POT	XS CL	RV	
3-13-39	36178	3.5	12.5	37.7		98	
5-10-10	37151	5.0	9.1*	10.9		98	
5-10-15	36053	4.8	5.8*	18.1		87*	
5-10-15	36176	5.5	10.4	14.0*		102	
5-10-15	36379	5.3	9.2*	15.3		98	
5-10-15	36473	6.1	14.2	11.2*		115	
5-10-15	36618	5.4	6.4*	16.5		89*	
5-10-15	37152	5.3	10.3	12.8*		98	
5-10-15	37394	5.0	8.3*	15.9		94*	
5-20-20	35384	4.9	18.1*	21.8		97*	
5-20-20	35661	4.8	17.9*	20.4		94*	
5-20-20	35828	5.1	19.1	19.3		97*	
5-20-20	36180	5.8	19.5	18.4*		98	
5-20-20	36380	5.8	19.0*	20.0		99	
5-20-20	37154	5.4	15.4*	20.9		89*	

TABLE 1. (Continued)

NORTH AMERICAN FERTILIZER CO.		LOUISVILLE		KY		XS CL	RV
GRADE	NUM	N	APA	POT			
5-20-20	35662	6.4	21.3	18.6*		106	
6-12-12	37153	6.3	11.8	11.8		100	
10-10-10	35255	10.4	9.3	10.5		100	
10-10-10	36179	10.1	8.6*	11.4		98	
10-10-10	37032	10.2	11.0	9.8		104	
12-12-12	36040	12.1	12.2	11.1*		99	
12-12-12	36177	12.0	12.2	11.8		100	
12-12-12	37393	9.8*	9.4*	17.6		93*	
OCCIDENTAL CHEMICAL CO.		SIOUX FALLS		SD		XS CL	RV
GRADE	NUM	N	APA	POT			
12-12-12	35248	11.2*	11.7	12.8		97*	
18-46-0	37434	17.9	45.7	0.0		99	
OHIO VALLEY FERTILIZER, INC.		MAYSVILLE		KY		XS CL	RV
GRADE	NUM	N	APA	POT			
0-20-20	36842	0.0	17.5*	19.8		91*	
0-20-20	36843	0.0	15.9*	20.8		88*	
0-20-20	36846	0.0	22.0	17.9*		103	
0-46-0	36193	0.0	43.4*	0.0		94*	
4-13-15	36201	5.0	15.1	18.6		115	
4-16-4	35641	5.1	14.5*	6.3		103	
5-10-10	35924	5.4	7.3*	12.9		95*	
5-10-15	35639	7.2	9.8	14.2		107	
5-10-15	35668	6.9	9.6	15.6		108	
5-10-15	35911	5.7	10.1	14.1*		101	
5-10-15	35925	6.1	9.9	13.8*		102	
5-10-15	36117	5.3	8.9*	15.0		96*	
5-10-15	36120	5.5	10.6	15.8		107	
5-10-15	36392	6.0	11.2	15.3		110	
5-10-15	36394	6.4	12.4	15.1		117	
5-10-15	36604	7.6	14.8	13.2*		129	
5-10-15	36841	3.7*	7.0*	16.9		85*	
5-10-15	36844	4.6	9.8	15.5		98	
5-10-15	36845	4.4*	8.3*	16.4		93*	
5-10-15	36847	5.2	7.6*	16.5		94*	
5-10-15	37007	6.0	12.2	14.8		114	
5-10-15	37021	7.8	14.0	15.5		131	
5-10-15	37024	7.3	14.6	14.9		130	
5-10-15	37644	5.3	9.1*	15.2		98	
5-10-15	35506	4.9	9.8	13.6*		96*	
5-10-15	35640	5.4	9.2*	17.8		104	
5-20-20	35316	2.5*	24.9	20.8		108	
5-20-20	35507	5.5	17.2*	22.7		97*	
10-10-10	35669	9.0*	8.5*	11.6		93*	
10-10-10	35910	11.1	10.9	10.0		108	
10-10-10	36010	10.9	11.3	10.5		110	
10-10-10	36067	10.1	10.7	10.1		103	
10-10-10	36192	17.2	15.9	9.9		152	
10-10-10	36393	10.3	12.1	10.7		111	
10-10-10	36397	10.3	10.2	11.0		104	
10-10-10	36605	11.5	12.2	10.0		115	
10-10-10	36750	11.4	12.3	10.6		116	
10-10-10	36835	10.1	10.4	10.9		104	
10-10-10	36838	9.0*	9.7	12.7		100	
10-10-10	37014	10.4	9.8	10.5		102	
10-10-10	37020	9.6	10.5	12.8		106	
10-10-10	37022	9.7	15.3	10.4		120	
10-10-10	37452	10.8	7.9*	9.9		94*	

TABLE 1. (Continued)

OHIO VALLEY FERTILIZER, INC.		MAYSVILLE			KY	XS CL	RV
GRADE	NUM	N	APA	POT			
10-10-20	35751	8.1*	17.2	7.6*			97*
10-10-20	36066	8.9*	8.7*	19.8			91*
10-10-20	36118	6.7*	6.5*	22.0			81*
10-10-20	36121	10.0	9.9	19.8			99
10-10-20	36190	9.5	9.2*	21.5			98
10-10-20	36200	11.0	12.1	16.0*	*		104
10-10-20	36402	7.3*	7.2*	21.9			85*
10-10-20	36572	14.9	13.5	14.8*			119
10-10-20	36603	11.0	14.2	18.2*			114
10-10-20	36749	8.1*	8.7*	17.9*	*		85*
10-10-20	36837	10.1	11.4	18.2*			102
10-10-20	36839	10.5	10.9	18.7*			102
10-10-20	37013	11.9	16.1	15.3*			119
10-10-20	37015	10.9	17.4	17.1*			123
10-10-20	37017	14.6	13.9	14.6*			119
10-10-20	37018	9.6	10.4	18.1*			97*
10-10-20	37019	9.0*	8.8*	18.6*			90*
10-10-20	37268	8.5*	7.7*	18.5*			85*
10-10-20	37455	10.2	10.9	19.8			103
10-10-20	37456	11.1	10.9	18.5*			104
10-10-20	37646	9.1*	7.6*	20.8			90*
12-12-12	37838	12.2	8.9*	18.3			100
33- 0- 0	36196	33.9	0.0	0.0			101
34- 0- 0	36116	34.9	0.0	0.0			103
34- 0- 0	36191	34.7	0.0	0.0			102
34- 0- 0	36405	34.6	0.0	0.0			102
34- 0- 0	37645	33.5	0.0	0.0			99
34- 0- 0	37749	33.6	0.0	0.0			99
OLIN CORP AGRI DIV		LITTLE ROCK			AR	XS CL	RV
GRADE	NUM	N	APA	POT			
6-24-24	35541	6.5	22.4*	25.6			99
6-24-24	36170	7.1	24.5	25.7			106
6-24-24	36324	7.4	25.7	23.8			107
6-24-24	35571	6.9	25.9	25.0			108
6-24-24	37335	6.6	25.0	23.7			104
ORGANIC RECYCLING		WEST CHESTER			PA	XS CL	RV
GRADE	NUM	N	APA	POT			
6- 4- 0	36106	6.7	3.6	0.0			103
J. PETTY CO.		GRACEY			KY	XS CL	RV
GRADE	NUM	N	APA	POT			
18-12- 9	37174	19.5	10.3*	4.3*			92*
20- 5- 5	37710	17.7*	7.3	5.6			101
PHELPS FARM SERVICE		PADUCAH			KY	XS CL	RV
GRADE	NUM	N	APA	POT			
0-22-30	37616	0.0	21.7	30.4			100
PIPES FEED & FERTILIZER INC		WINCHESTER			KY	XS CL	RV
GRADE	NUM	N	APA	POT			
11- 5-12	37596	10.1*	4.1*	15.5			95*
PLANTABBS CORP.		TIMONIUM			MD	XS CL	RV
GRADE	NUM	N	APA	POT			
10-10-10	35153	10.4	10.4	10.2			103
POORES FERT & CHEMICALS INC		ALBANY			KY	XS CL	RV
GRADE	NUM	N	APA	POT			
3-15-25	37409	3.7	13.5*	31.8			109
5-10-15	35725	5.1	8.7*	17.3			99
5-10-15	35766	5.1	9.3*	15.8			99
5-10-15	36305	4.9	9.0*	15.2			96*

TABLE 1. (Continued)

POORES FERT & CHEMICALS INC		ALBANY		KY		XS	CL	RV
GRADE	NUM	N	APA	POT				
5-10-15	37411	5.1	9.9	16.1				102
5-20-20	35563	4.9	19.0*	21.6				99
5-20-20	36763	5.3	19.6	19.1				98
10-10-10	35410	10.1	9.4	10.6				99
10-10-10	35457	10.1	8.9*	11.6				99
10-10-10	35562	9.5	9.6	11.0				98
10-10-10	35879	11.2	8.3*	9.4				97*
10-10-10	36848	7.1*	10.3	13.2				96*
10-10-10	36972	10.9	10.2	10.7				105
10-10-10	37410	9.7	10.4	11.7				104
10-10-10	36744	8.8*	12.4	6.0*				97*
10-10-15	35612	10.4	10.3	15.7				104
10-10-15	35647	10.0	8.6*	16.7				98
12-24-24	36971	11.9	23.6	24.7				100
15-15-15	35613	13.6*	12.9*	18.2				95*
15-15-15	36587	15.0	15.1	15.4				101
28-0-0	36743	28.6	0.0	0.0				102
RA-PID-GROW CORPORATION		DANVILLE		NY		XS	CL	RV
GRADE	NUM	N	APA	POT				
23-19-17	35165	22.5	20.5	16.8				102
RHODES FEED MILL		MAYFIELD		KY		XS	CL	RV
GRADE	NUM	N	APA	POT				
19-16-16	37179	18.4	16.0	17.4				98
RICH POND CROP SERVICE		BOWLING GREEN		KY		XS	CL	RV
GRADE	NUM	N	APA	POT				
4-16-17	35469	4.4	17.2	24.1				113
ROSS DANIELS INC		W DES MOINES		IA		XS	CL	RV
GRADE	NUM	N	APA	POT				
9-46-15	35163	9.8	50.0	16.8				109
WILLIAM RUDY & SON		BANDANA		KY		XS	CL	RV
GRADE	NUM	N	APA	POT				
13-20-19	37186	13.4	19.8	21.5				101
SACRAMENTO FEED MILL, INC.		SACRAMENTO		KY		XS	CL	RV
GRADE	NUM	N	APA	POT				
0-26-26	35424	0.0	26.1	28.0				103
6-24-30	37470	6.8	25.1	28.1*				102
15-12-15	37559	15.6	13.1	13.8*				100
28-0-0	36623	28.7	0.0	0.0				103
SCHULTZ COMPANY		MARYLAND HGTS		MO		XS	CL	RV
GRADE	NUM	N	APA	POT				
10-15-10	35225	12.4	14.0*	9.7				104
10-15-10	35215	11.5	16.3	10.7				110
SCIENCE PRODUCTS CO, INC		CHICAGO		IL		XS	CL	RV
GRADE	NUM	N	APA	POT				
10-52-17	35214	11.0	52.9	17.0				103
SMITH-DOUGLAS DIV		RUSSELLVILLE		KY		XS	CL	RV
GRADE	NUM	N	APA	POT				
0-0-50	37787	0.0	0.0	48.4				97
0-20-0	35592	0.0	20.5	0.0				102
0-46-0	37841	0.7	44.3	1.2				99
4-16-4	36240	4.0	17.3	6.2				111
4-16-4	36688	3.9	16.7	10.8				118
4-16-16	35204	5.2	17.4	14.4*				106
4-16-16	35441	5.2	16.1	15.2				103
5-10-15	35688	5.9	10.8	13.5*				104
5-10-15	35780	5.9	10.6	14.4				105
5-10-15	35787	5.7	10.5	14.0*				103

TABLE 1. (Continued)

SMITH-DOUGLAS DIV		RUSSELLVILLE KY				
GRADE	NUM	N	APA	POT	XS CL	RV
5-10-15	35885	5.6	10.7	15.0		105
5-10-15	36093	6.2	10.4	14.8		106
5-10-15	36771	6.4	10.3	13.5*		104
5-10-15	37683	6.1	9.6	15.2		103
5-10-15	37688	5.4	10.6	13.1*		100
5-10-15	37823	5.8	9.4	15.9	*	103
5-10-15	37847	5.7	9.7	14.8		101
5-20-20	35468	5.2	22.7	21.6		111
5-20-20	35474	6.7	19.2	20.9		104
5-20-20	35692	5.9	21.5	21.0		108
5-20-20	35776	6.1	18.1*	21.6		100
5-20-20	35886	6.5	16.8*	19.8		95*
5-20-20	35959	6.8	16.8*	19.1		95*
5-20-20	36234	6.5	18.6*	17.8*		97*
5-20-20	36239	6.5	17.2*	19.8		96*
5-20-20	37063	6.3	20.3	18.6*		102
5-20-20	37089	6.1	21.3	18.7*		105
5-20-20	37247	5.9	16.7*	19.9		93*
5-20-20	37424	5.8	20.6	19.9		104
5-20-20	35466	5.6	14.2*	22.7		89*
5-20-20	37545	6.1	18.7*	18.5*		97*
5-20-20	37730	5.9	20.9	19.8		105
5-20-20	37843	5.8	20.8	20.1		105
5-20-20	37862	5.8	19.1	18.8*		98
6-12-12	35148	6.3	10.3*	14.1		99
6-12-12	35370	6.2	10.7*	12.6		97*
6-12-12	35475	7.5	10.5*	11.8		99
6-12-12	35586	6.9	10.8*	12.4		100
6-12-12	35689	6.7	9.8*	15.2		101
6-12-12	36715	6.3	11.4	10.1*		95*
6-12-12	36716	6.6	9.9*	14.5		99
6-12-12	37695	7.0	12.2	9.8*		100
6-18-18	37786	5.5	17.7	20.5		101
6-21-18	35693	6.5	18.8*	18.2		96*
6-21-18	37684	5.9	22.0	16.7*		101
7-21-10	37685	5.8*	20.6	10.7		96*
8-16-24	35781	8.0	13.1*	24.4		92*
8-24-24	35517	8.4	21.7*	25.2		97*
8-24-24	35589	7.9	21.5*	26.3		97*
8-24-24	35697	10.0	27.8	19.4*		108
8-24-24	36947	8.9	27.6	20.1*		106
8-24-24	37544	7.1*	21.7*	27.5		97*
10-10-10	35180	10.7	7.8*	13.0		100
10-10-10	35202	9.8	8.1*	12.7		97*
10-10-10	35467	10.2	8.4*	12.8		100
10-10-10	35473	10.7	8.6*	13.2		103
10-10-10	35587	10.1	8.1*	15.1		103
10-10-10	35686	9.3	12.3	11.3		109
10-10-10	35691	8.3*	13.7	11.4		110
10-10-10	35775	10.3	8.4*	14.0		103
10-10-10	35779	9.1*	12.3	10.4		107
10-10-10	35863	9.7	12.1	10.6		108
10-10-10	35887	8.5*	12.6	11.3		107
10-10-10	36078	8.8*	12.1	11.7		107
10-10-10	36171	10.3	11.8	9.8		108
10-10-10	36235	10.3	11.1	10.8		107
10-10-10	36238	10.2	11.5	10.3		107

TABLE 1. (Continued)

SMITH-DOUGLAS DIV		RUSSELLVILLE KY				
GRADE	NUM	N	APA	POT	XS CL	RV
10-10-10	36475	9.9	11.6	10.7		107
10-10-10	36542	9.4	11.8	11.4		108
10-10-10	36544	10.6	11.6	9.5		108
10-10-10	36556	9.9	9.9	11.8		103
10-10-10	36559	10.9	11.4	9.7		108
10-10-10	36560	10.8	11.2	9.9		108
10-10-10	36770	10.0	11.5	9.8		105
10-10-10	36954	9.5	9.9	10.5		98
10-10-10	37063	8.5*	12.9	15.9		117
10-10-10	37064	10.1	10.7	12.0		107
10-10-10	37073	9.3*	10.2	12.8		104
10-10-10	37091	10.6	9.8	12.2		106
10-10-10	37248	11.1	9.8	11.4		106
10-10-10	37479	10.5	10.7	10.2		105
10-10-10	37546	9.9	11.5	10.7		107
10-10-10	37554	9.9	11.6	10.6		107
10-10-10	37698	8.7*	10.3	12.7		101
10-10-10	37824	9.7	9.8	10.9		100
10-10-10	37861	9.9	10.8	11.8		106
15-15-15	36952	14.7	15.6	13.7*		99
15-15-15	36953	16.6	16.6	11.4*		104
18-46- 0	35690	17.2	44.4	0.0		96*
46- 0- 0	37825	46.3	0.0	0.0		101
SMITH-DOUGLASS, BORDEN INC.		NORFOLK			VA	
GRADE	NUM	N	APA	POT	XS CL	RV
15-15-15	36100	17.7	17.0	12.8*		109
33- 0- 0	37686	33.4	0.0	0.0		100
SOUTHERN STATES COOP., INC.		BALTIMORE			MD	
GRADE	NUM	N	APA	POT	XS CL	RV
4-16- 4	36339	4.8	16.3	4.3		105
SOUTHERN STATES COOP., INC.		BRISTOL			VA	
GRADE	NUM	N	APA	POT	XS CL	RV
4-16- 4	35707	4.8	17.3	4.1		110
4-16- 4	36219	4.8	17.1	4.3		109
4-16- 4	36609	4.5	16.4	4.2		105
5-10-10	36060	5.3	9.9	10.4		102
5-20-20	36786	5.3	20.6	19.8		102
5-20-20	37065	5.5	20.6	20.3		103
5-20-20	37227	5.7	21.5	18.9*		104
5-20-20	37320	5.5	20.9	19.8		104
5-20-20	37236	5.3	19.8	20.5		101
SOUTHERN STATES COOP., INC.		CHESAPEAKE			VA	
GRADE	NUM	N	APA	POT	XS CL	RV
5-10-15	35304	4.9	9.8	15.8		100
5-10-15	36422	5.0	10.1	14.8		100
5-10-15	36622	4.9	10.1	14.8		99
5-10-15	36787	5.1	9.9	15.0		100
5-10-15	36840	5.1	10.5	14.8		102
5-10-15	37446	5.1	10.1	15.4		102
SOUTHERN STATES COOP., INC.		RICHMOND			VA	
GRADE	NUM	N	APA	POT	XS CL	RV
18-46- 0	36519	18.2	46.4	0.0		101
28- 0- 0	35367	28.9	0.0	0.0		103
28- 0- 0	35368	28.0	0.0	0.0		100
28- 0- 0	37118	28.4	0.0	0.0		101
28- 0- 0	37200	28.1	0.0	0.0		100
28- 0- 0	37716	28.0	0.0	0.0		100

TABLE 1. (Continued)

SOUTHERN STATES COOP., INC.		RICHMOND		VA	XS CL	RV
GRADE	NUM	N	APA	POT		
28- 0- 0	37738	28.3	0.0	0.0		101
SOUTHERN STATES COOP., INC.		LOUISVILLE		KY	XS CL	RV
GRADE	NUM	N	APA	POT		
0-12-40	36920	0.0	14.8	35.5*		101
0-25-25	37038	0.0	22.4*	29.7		99
0-44- 0	35536	0.0	43.9	0.0		100
4-16- 4	35604	5.3	17.8	4.3		115
4-16- 4	37718	4.6	16.1	4.4		104
5-10-15	35363	6.2	12.3	12.8*		110
5-10-15	35526	5.5	11.4	12.8*		103
5-10-15	35580	5.3	8.1*	16.4		96*
5-10-15	35594	5.7	10.9	14.2		105
5-10-15	35648	5.4	8.9*	17.7		102
5-10-15	35772	5.0	7.8*	19.3		100
5-10-15	35782	5.1	7.1*	20.6		100
5-10-15	35792	5.3	9.6	15.6		101
5-10-15	35975	5.2	8.5*	17.2		99
5-10-15	36030	5.2	9.6	16.9		103
5-10-15	36309	5.7	10.3	15.4		105
5-10-15	36468	5.4	9.7	15.1		100
5-10-15	36504	5.2	9.5	16.5		102
5-10-15	36551	5.6	10.4	15.4		105
5-10-15	36660	5.7	9.8	16.1		105
5-10-15	36879	5.2	9.5	17.0		103
5-10-15	37025	5.3	9.8	14.9		100
5-10-15	37234	6.2	12.1	13.4*		111
5-10-15	37255	5.7	10.3	16.4		107
5-10-15	37681	5.4	9.6	15.4		101
5-10-15	37773	5.4	10.7	14.1*		103
5-10-15	37831	5.3	10.3	16.4		105
5-10-15	35535	5.8	11.2	12.7*		104
5-10-15	36923	4.6	8.2*	17.9		96*
5-20-20	35663	6.5	22.8	17.8*		109
5-20-20	35754	5.4	20.5	18.7*		101
5-20-20	35794	5.8	21.3	19.3		105
5-20-20	35880	5.7	21.4	20.4		106
5-20-20	36227	5.7	21.2	20.7		106
5-20-20	36443	5.9	21.5	20.2		107
5-20-20	36734	6.0	22.4	18.7*		108
5-20-20	36777	5.8	20.9	19.8		104
5-20-20	36973	5.6	20.2	20.0		102
5-20-20	37258	5.7	21.0	20.2		105
5-20-20	37804	5.6	21.8	18.5*		104
5-20-20	36922	5.4	19.5	21.8		102
6-12-12	35159	6.1	12.1	11.4		99
6-12-12	35184	6.3	11.8	11.3		99
6-12-12	35257	6.0	9.6*	8.8*		83*
6-12-12	35330	6.3	11.2*	11.1*		96*
6-12-12	35364	6.7	11.1*	9.6*		94*
6-12-12	35408	7.0	11.4	11.8		101
6-12-12	35442	6.6	10.7*	10.1*		93*
6-12-12	35495	6.1	12.3	11.9		101
6-12-12	35682	6.6	12.2	11.2*		102
6-12-12	35749	6.1	11.0*	11.9		96*
6-12-12	35804	6.6	13.2	10.4*		104
6-12-12	35836	6.6	12.8	15.2		112
6-12-12	36165	6.5	10.7*	10.9*		94*

TABLE 1. (Continued)

SOUTHERN STATES COOP., INC.		LOUISVILLE			KY	
GRADE	NUM	N	APA	POT	XS CL	RV
6-12-12	36211	6.2	14.2	15.9		118
6-12-12	36212	6.2	14.2	14.7		116
6-12-12	36921	8.2	12.6	11.9		111
6-12-12	37057	6.1	10.4*	10.6*		91*
6-12-12	37445	6.1	11.6	9.2*		93*
6-18-36	35414	7.7	20.2	34.4*		107
6-18-36	35463	7.8	19.9	34.4*		107
10-10-10	35362	11.2	8.7*	10.0		99
10-10-10	35366	10.2	11.6	10.7		108
10-10-10	35400	10.5	9.5	8.6*		97*
10-10-10	35438	10.2	11.0	10.1		105
10-10-10	35527	10.0	8.1*	9.4		91*
10-10-10	35545	11.5	9.0*	8.0*		98
10-10-10	35546	9.9	10.8	10.7		104
10-10-10	35555	12.0	8.7*	7.2*		97*
10-10-10	35566	11.2	8.4*	8.9*		96*
10-10-10	35579	9.8	10.9	10.6		104
10-10-10	35588	11.1	9.6	8.8*		101
10-10-10	35593	10.1	11.1	10.8		106
10-10-10	35603	9.0*	9.9	10.4		96*
10-10-10	35622	9.9	10.1	10.6		101
10-10-10	35627	10.3	9.4	10.2		99
10-10-10	35655	10.6	10.1	11.0		104
10-10-10	35700	10.9	10.4	9.4		104
10-10-10	35765	10.3	10.2	10.4		103
10-10-10	35771	9.9	9.6	10.4		98
10-10-10	35789	9.6	12.4	10.9		110
10-10-10	35837	11.0	10.1	9.6		103
10-10-10	35847	11.0	9.3*	9.4		100
10-10-10	35877	11.5	7.8*	7.1*		92*
10-10-10	35878	11.3	10.1	8.3*		102
10-10-10	35974	12.2	7.5*	7.9*		94*
10-10-10	36213	10.2	11.4	11.3		109
10-10-10	36228	11.6	10.1	9.0*		105
10-10-10	36460	10.2	11.3	10.7		107
10-10-10	36469	11.0	10.8	10.1		107
10-10-10	36470	8.1*	10.7	14.9		105
10-10-10	36552	11.3	10.4	9.5		106
10-10-10	36621	10.3	10.0	9.9		101
10-10-10	36635	10.8	10.1	9.7		103
10-10-10	36659	10.9	10.1	10.1		104
10-10-10	36661	11.6	8.1*	8.3*		95*
10-10-10	36662	10.8	10.5	10.5		106
10-10-10	36776	10.5	10.4	9.1*		102
10-10-10	36925	10.9	10.4	8.2*		102
10-10-10	37056	10.4	11.2	10.9		108
10-10-10	37682	10.8	10.8	9.9		106
10-10-10	36924	11.2	10.5	8.7*		104
13-13-13	36926	13.1	14.1	9.7*		98
SOUTHERN STATES COOP., INC.		RUSSELLVILLE KY				
GRADE	NUM	N	APA	POT	XS CL	RV
4-16- 4	35629	4.6	16.9	4.0		106
5-10-15	35637	5.6	10.0	15.8		104
5-10-15	35395	5.9	9.6	15.9		104
5-10-15	35407	5.5	8.3*	19.5		104
5-10-15	35443	5.9	9.3	16.2		104
5-10-15	35454	5.7	9.9	15.3		103

TABLE 1. (Continued)

SOUTHERN STATES COOP., INC.		RUSSELLVILLE KY			XS CL	RV
GRADE	NUM	N	APA	POT		
5-10-15	35486	5.7	10.5	14.8		105
5-10-15	35502	5.6	10.4	14.1*		102
5-10-15	35568	5.4	9.5	16.3		102
5-10-15	35578	5.4	9.8	15.6		102
5-10-15	35584	5.7	9.5	16.7		105
5-10-15	35607	5.6	10.1	16.4		106
5-10-15	35609	5.1	10.8	14.3		102
5-10-15	35650	5.5	11.0	17.2		111
5-10-15	35656	5.5	9.4	16.1		102
5-10-15	35706	5.7	10.3	15.4		105
5-10-15	35721	5.9	9.5	17.6		107
5-10-15	35750	6.1	10.3	16.8		110
5-10-15	35796	5.8	10.9	13.3*		104
5-10-15	35800	5.5	10.1	16.1		105
5-10-15	35838	6.4	11.2	17.8		117
5-10-15	35892	5.6	10.3	16.4		107
5-10-15	35945	6.1	10.4	16.7		110
5-10-15	35947	5.2	10.1	14.8		101
5-10-15	36015	5.2	10.4	15.5		104
5-10-15	36025	5.8	9.9	13.5*		100
5-10-15	36091	5.9	9.0*	17.0		104
5-10-15	36092	5.6	9.1*	16.2		101
5-10-15	36141	5.2	9.1*	19.1		106
5-10-15	36199	6.5	10.6	17.4		114
5-10-15	36210	5.6	9.9	15.3		103
5-10-15	36223	5.3	11.0	13.7*		103
5-10-15	36268	5.2	10.6	13.0*		99
5-10-15	36295	5.6	10.3	16.0		106
5-10-15	36368	5.5	11.9	17.4		116
5-10-15	36384	5.2	11.0	13.1*		101
5-10-15	36388	5.2	10.2	14.0*		99
5-10-15	36450	5.0	11.3	15.9		108
5-10-15	36522	6.0	8.9*	16.5		103
5-10-15	36523	6.4	11.3	17.1		116
5-10-15	36656	5.7	9.7	17.7		108
5-10-15	36708	5.9	9.9	14.0*		101
5-10-15	36733	5.6	10.7	14.4		105
5-10-15	36768	5.3	9.9	16.9		105
5-10-15	36852	5.4	10.0	15.7		103
5-10-15	36884	4.8	9.4	17.9		103
5-10-15	37317	5.5	9.5	17.8		106
5-10-15	37441	5.4	10.6	16.9		108
5-10-15	37652	5.2	11.8	14.8		108
5-10-15	37702	5.6	10.1	18.0		110
5-10-15	37728	5.2	9.7	17.0		104
5-10-15	37757	5.2	10.0	14.8		101
5-10-15	37758	5.0	10.1	15.7		102
5-14- 5	36758	5.7	14.6	5.0		103
5-15- 5	36758	5.7	14.6	5.0		102
5-20-20	35628	5.5	20.9	19.5		103
5-20-20	35993	5.5	19.6	20.9		101
5-20-20	36297	5.5	19.1	21.3		101
5-20-20	36374	5.6	18.9*	21.4		101
5-20-20	36545	5.7	18.8*	20.1		98
5-20-20	36898	6.2	19.9	19.1		102
5-20-20	37701	5.3	19.2	22.3		102
6-12-12	35583	6.4	11.9	12.5		102

TABLE 1. (Continued)

SOUTHERN STATES COOP., INC.		RUSSELLVILLE KY				
GRADE	NUM	N	APA	POT	XS CL	RV
6-12-12	35205	6.1	11.9	12.9		102
6-12-12	35241	6.5	12.0	10.6*		99
6-12-12	35243	5.5	11.3	13.5		98
6-12-12	35244	6.9	12.3	11.1*		103
6-12-12	35254	6.3	11.3	12.1		99
6-12-12	35263	7.1	13.9	7.8*		104
6-12-12	35298	6.0	11.3	14.0		101
6-12-12	35299	6.1	12.2	11.9		101
6-12-12	35307	6.3	12.3	12.8		104
6-12-12	35311	6.5	11.7	13.1		103
6-12-12	35322	5.4*	10.8*	14.5		97*
6-12-12	35333	6.9	12.2	12.3		105
6-12-12	35341	5.9	11.8	11.8		98
6-12-12	35344	6.2	11.5	12.6		100
6-12-12	35350	6.5	12.1	11.2*		101
6-12-12	35373	6.9	12.8	10.7*		104
6-12-12	35392	6.6	11.6	13.7		105
6-12-12	35394	6.4	11.8	11.3		99
6-12-12	35421	6.0	11.1*	15.0		102
6-12-12	35431	6.6	11.8	11.0*		99
6-12-12	35446	6.7	11.6	10.6*		98
6-12-12	35447	6.5	11.4	12.1		100
6-12-12	35448	6.9	12.6	10.2*		102
6-12-12	35487	6.3	11.9	10.9*		99
6-12-12	35501	6.4	12.0	13.0		104
6-12-12	35560	6.2	12.2	12.6		103
6-12-12	35605	6.7	11.9	12.5		104
6-12-12	35618	7.5	13.7	8.5*		106
6-12-12	35626	6.5	12.0	12.7		103
6-12-12	35633	6.8	12.7	12.1		106
6-12-12	35638	6.9	12.7	10.1*		103
6-12-12	35649	6.4	11.9	12.3		102
6-12-12	35657	7.1	12.2	11.9		105
6-12-12	35733	6.2	11.2*	13.7		101
6-12-12	35768	5.9	11.6	13.7		101
6-12-12	35793	8.3	12.9	10.8*		111
6-12-12	35881	6.8	12.6	11.6		105
6-12-12	35889	6.4	12.1	12.4		103
6-12-12	35893	6.4	11.6	12.7		101
6-12-12	35937	6.4	12.1	12.0		102
6-12-12	35939	6.6	11.9	11.1*		100
6-12-12	35996	7.0	11.9	11.9		103
6-12-12	36065	7.0	13.6	11.2*		109
6-12-12	36090	6.5	12.3	12.0		103
6-12-12	36138	6.7	12.2	13.7		107
6-12-12	36142	6.7	11.3	12.7		102
6-12-12	36166	6.2	11.4	11.8		97*
6-12-12	36326	7.1	12.8	10.8*		105
6-12-12	36342	6.6	11.7	12.5		102
6-12-12	36369	6.5	11.8	11.8		101
6-12-12	36386	7.2	12.5	9.2*		101
6-12-12	36400	6.0	11.7	13.7		102
6-12-12	36426	6.7	12.7	12.1		106
6-12-12	36494	7.7	11.4	11.3		103
6-12-12	36503	6.2	11.6	13.1		101
6-12-12	36610	6.0	11.5	14.0		102
6-12-12	36658	6.0	11.1*	12.5		97*

TABLE 1. (Continued)

SOUTHERN STATES COOP., INC.		RUSSELLVILLE KY			XS CL	RV
GRADE	NUM	N	APA	POT		
6-12-12	37143	6.2	11.9	12.2	101	
6-12-12	37194	6.8	12.3	11.9	104	
6-12-12	37375	6.7	11.8	12.1	102	
6-12-12	37676	5.9	10.6*	14.7	99	
6-12-12	37751	6.3	11.8	12.7	102	
6-12-12	37836	7.0	12.5	11.9	106	
6-12-12	36503	6.2*	11.6	13.1	97*	
10-10-10	35548	10.7	10.3	10.4	105	
10-10-10	35342	10.9	10.5	9.1*	104	
10-10-10	35358	9.9	10.1	10.3	101	
10-10-10	35389	11.1	10.1	10.1	105	
10-10-10	35390	11.1	10.0	9.9	104	
10-10-10	35488	10.7	10.4	8.8*	102	
10-10-10	35498	11.4	9.6	10.0	104	
10-10-10	35599	11.2	10.5	9.9	107	
10-10-10	35623	9.8	10.9	10.4	103	
10-10-10	35735	11.1	10.5	10.6	108	
10-10-10	35748	10.8	10.5	10.7	106	
10-10-10	35888	10.4	10.6	10.3	104	
10-10-10	35894	10.3	10.5	10.4	104	
10-10-10	35938	11.5	9.9	9.9	105	
10-10-10	35946	11.7	9.5	9.9	104	
10-10-10	35948	10.2	10.4	12.1	106	
10-10-10	35953	10.3	9.6	12.6	105	
10-10-10	35955	10.7	10.8	9.8	106	
10-10-10	35997	10.9	10.2	10.2	105	
10-10-10	36094	10.8	10.9	10.1	107	
10-10-10	36115	10.3	10.2	12.2	106	
10-10-10	36140	9.5	10.2	12.0	103	
10-10-10	36243	10.1	10.3	11.8	105	
10-10-10	36285	10.1	10.3	11.4	104	
10-10-10	36385	9.3*	12.6	9.9	107	
10-10-10	36401	10.7	11.3	9.0*	106	
10-10-10	36403	10.5	10.4	10.9	105	
10-10-10	36512	10.7	10.3	10.5	105	
10-10-10	36707	10.9	10.9	9.2*	106	
10-10-10	36767	10.3	10.5	10.4	104	
10-10-10	36938	9.1*	10.6	10.2	99	
10-10-10	37193	10.6	10.6	10.9	107	
10-10-10	37228	9.4	12.0	9.9	105	
10-10-10	37284	10.5	11.6	8.6*	105	
10-10-10	37318	9.7	12.0	8.8*	104	
10-10-10	37378	10.2	10.7	10.9	105	
10-10-10	37383	10.6	9.8	9.9	101	
10-10-10	37651	10.5	10.4	10.2	104	
10-10-10	37677	10.7	9.8	10.5	103	
10-10-10	37703	9.9	10.1	10.2	100	
SOUTHERN STATES COOP., INC.		WINCHESTER KY			XS CL	RV
GRADE	NUM	N	APA	POT		
0-25-25	35606	0.0	25.1	24.4	100	
0-25-25	37648	0.0	25.3	24.8	101	
0-46- 0	36195	0.0	42.8*	0.0	93*	
4-16- 4	36050	4.7	16.2	4.2	105	
5-10-15	35428	5.4	10.5	14.9	104	
5-10-15	35433	5.3	8.9*	15.9	98	
5-10-15	35674	5.1	9.6	16.0	101	
5-10-15	35712	5.3	9.5	14.7	98	

TABLE 1. (Continued)

SOUTHERN STATES COOP., INC.		WINCHESTER		KY		XS CL	RV
GRADE	NUM	N	APA	POT			
5-10-15	36123	5.5	9.8	15.9			103
5-10-15	36189	5.3	9.5	16.5			102
5-10-15	36254	5.2	8.9*	15.5			97*
5-10-15	36404	5.0	7.5*	16.5			92*
5-10-15	37147	4.7	7.7*	17.4			94*
5-10-15	37272	5.3	9.7	16.0			102
5-10-15	37448	6.1	11.9	14.8			113
5-10-15	37750	5.3	9.3	16.4			101
5-10-15	37821	5.3	10.6	15.5			105
5-20-20	35756	6.6	18.3*	18.1*			97*
5-20-20	35805	5.8	19.0*	19.7			99
5-20-20	35917	5.6	20.1	20.2			102
5-20-20	36513	5.4	19.7	20.8			101
5-20-20	37606	6.1	20.8	18.8*			104
6-12-12	35155	6.0	13.1	12.3			105
6-12-12	35427	6.3	12.1	11.9			101
6-12-12	35734	5.7	10.8*	14.0			98
6-12-12	36057	6.3	12.2	11.9			101
6-12-12	36061	6.6	12.3	12.5			105
6-12-12	36063	5.6	11.3	13.8			99
6-12-12	36064	6.4	13.3	13.5			110
6-12-12	36832	6.4	11.9	11.8			101
6-12-12	37279	6.1	12.1	12.1			101
10-10-10	35393	10.2	9.5	10.8			100
10-10-10	35434	10.3	7.5*	9.9			91*
10-10-10	35478	10.4	10.2	10.1			102
10-10-10	35554	10.2	10.0	9.8			100
10-10-10	35608	9.4	9.8	11.9			100
10-10-10	35672	10.9	9.4	9.3			100
10-10-10	35673	10.3	10.1	9.8			101
10-10-10	35716	10.2	9.3	10.8			100
10-10-10	35730	10.3	11.4	11.0			108
10-10-10	35916	10.9	10.0	8.9*			101
10-10-10	35920	10.5	10.6	9.2*			103
10-10-10	35921	9.9	9.1*	9.9			96*
10-10-10	36031	10.5	10.0	10.3			102
10-10-10	36197	10.6	10.5	9.8			104
10-10-10	36255	10.4	10.0	10.7			103
10-10-10	37012	9.9	10.8	10.8			104
10-10-10	37042	10.9	9.4	9.9			101
10-10-10	37278	11.0	10.1	8.6*			101
10-10-10	37376	10.3	10.7	10.3			104
10-10-10	37443	10.0	10.9	11.4			106
10-10-10	37752	10.3	9.8	10.1			100
10-10-10	37820	9.8	10.3	11.5			103
10-10-10	37860	9.7	10.5	10.8			102
S.S. BARDSTOWN COOP.		BARDSTOWN		KY		XS CL	RV
GRADE	NUM	N	APA	POT			
12-24-24	37026	11.2*	23.5	26.2			100
17-17-17	37484	18.1	17.2	18.0			99
SS BOWLING GREEN COOP		BOWLING GREEN		KY		XS CL	RV
GRADE	NUM	N	APA	POT			
12-24-24	37717	12.2	25.3	22.9			102
S. S. BRECK COOP.		HARDINSBURG		KY		XS CL	RV
GRADE	NUM	N	APA	POT			
4-19-23	37133	4.8	14.8*	15.1*			74*

TABLE 1. (Continued)

S.S. COOP-CALDWELL SERVICE		PRINCETON			KY		
GRADE	NUM	N	APA	POT	XS CL	RV	
0-33-15	37251	0.0	31.8	18.0		101	
23-11-11	37250	23.7	12.2	11.6		102	
25- 9- 9	37249	26.3	9.9	9.4		103	
S. S. CAMPBELLSVILLE COOP.		CAMPBELLSVILLE			KY		
GRADE	NUM	N	APA	POT	XS CL	RV	
10-10-10	37756	13.9	7.1*	10.1		97*	
12-23-23	36946	12.0	23.6	24.8		100	
17-17-17	35783	17.8	18.0	19.0		102	
21-14-14	37708	18.7*	16.2	16.8		102	
S. S. COOP, CLAY PETROL SVC		CLAY			KY		
GRADE	NUM	N	APA	POT	XS CL	RV	
6-26-25	37088	10.0	25.5	28.2		109	
S.S. GLASGOW COOP		GLASGOW			KY		
GRADE	NUM	N	APA	POT	XS CL	RV	
13-14-22	37721	13.4	15.5	22.0		101	
S. S. GREENVILLE SERVICE		GREENVILLE			KY		
GRADE	NUM	N	APA	POT	XS CL	RV	
0-26-25	37671	0.0	26.6	22.7*		97*	
0-26-26	35266	0.0	25.3	25.7		98	
6-25-26	37416	2.1*	25.8	29.2		93*	
6-25-26	37478	6.4	25.4	26.3		99	
11- 9- 9	37464	12.1	8.7*	11.5		102	
19-15-15	37465	20.3	14.1*	16.1		98	
S.S. HARDIN COOP		ELIZABETHTOWN			KY		
GRADE	NUM	N	APA	POT	XS CL	RV	
0-13-40	35329	0.0	13.9	38.7*		98	
0-25-25	37221	0.0	26.5	26.3		104	
12-45- 0	37218	12.4	46.4	0.0		102	
17-17-17	37222	17.8	18.0	18.5		101	
26-23- 0	37219	26.7	23.8	0.0		103	
29-15- 0	37220	29.2	15.0	0.0		100	
S.S. HARRODSBURG COOP		HARRODSBURG			KY		
GRADE	NUM	N	APA	POT	XS CL	RV	
5-10-16	37768	5.0	9.8*	16.6		97*	
S.S. HENDERSON COOP		HENDERSON			KY		
GRADE	NUM	N	APA	POT	XS CL	RV	
6-25-26	37564	6.5	23.2*	29.3		98	
6-26-25	37565	6.7	27.2	24.9		101	
11-29-21	37573	12.1	31.1	19.7*		102	
S.S. HOPKINSVILLE COOP		HOPKINSVILLE			KY		
GRADE	NUM	N	APA	POT	XS CL	RV	
12-15-23	37664	11.7*	12.4*	27.3		95*	
20-14-14	37663	20.8	14.8	15.5		101	
22-13-13	37083	21.5	13.5	14.0		100	
S.S. HORSE CAVE COOP		HORSE CAVE			KY		
GRADE	NUM	N	APA	POT	XS CL	RV	
0-29-20	37161	0.0	30.8	20.2		104	
6-25-25	37158	6.6	26.8	25.7		103	
12-24-24	37162	13.1	25.7	22.2*		104	
15-13-20	37678	9.2*	8.2*	33.1		86*	
17-17-17	37159	17.8	20.4	17.8		106	
17-17-17	37160	18.0	17.7	19.0		101	
17-17-17	37163	18.3	19.6	16.5*		104	
17-17-17	37706	17.8	16.5*	18.0		97*	
17-17-17	37707	17.3	19.1	18.0		102	

TABLE 1. (Continued)

S.S. LAWRENCEBURG COOP		LAWRENCEBURG KY				
GRADE	NUM	N	APA	POT	XS CL	RV
0-22-30	37368	0.0	23.8	27.7*		102
10-10-10	37367	14.0	13.7	15.9		143
13- 7-11	37637	14.9	8.5	11.5		107
S.S. LEBANON COOP.		LEBANON KY				
GRADE	NUM	N	APA	POT	XS CL	RV
6-12-12	37406	6.3	12.6	19.6		114
9-11-16	37405	7.4*	7.5*	19.4		84*
9-18-27	37615	12.9	24.3	19.7*		112
17-17-17	37404	18.0	18.1	18.0		101
18-12-17	37614	20.9	12.2	12.9*		101
S. S. LEITCHFIELD COOP		LEITCHFIELD KY				
GRADE	NUM	N	APA	POT	XS CL	RV
4-18-19	37072	5.6	21.5	18.6		109
4-19-19	35499	7.0	24.0	21.4		122
S.S. LONDON COOP		LONDON KY				
GRADE	NUM	N	APA	POT	XS CL	RV
9-24-24	37511	11.6	23.0*	25.0		103
17-17-17	37115	18.4	20.6	15.4*		106
17-17-17	36969	17.9	17.0	18.6		100
S.S. MADISONVILLE COOP		MADISONVILLE KY				
GRADE	NUM	N	APA	POT	XS CL	RV
0-21-30	35426	0.0	22.5	30.9		103
0-22-30	37476	0.0	24.8	24.5*		100
0-22-30	37666	0.0	25.9	24.9*		104
0-23-29	37415	0.0	23.7	28.5		99
6-18- 6	35451	7.3	18.7	6.7		109
6-18- 6	37461	6.0	18.6	6.1		102
6-18- 6	37724	6.8	18.6	6.1		105
9-23-30	37477	8.6	21.9	30.6		97*
S.S. MAYSVILLE COOP		MAYSVILLE KY				
GRADE	NUM	N	APA	POT	XS CL	RV
5-11-15	37451	5.3*	9.6*	19.4		97*
S.S. MORGANFIELD COOP		MORGANFIELD KY				
GRADE	NUM	N	APA	POT	XS CL	RV
0-23-27	35356	0.0	26.8	25.8*		106
0-24-26	36485	0.0	26.8	25.3		104
S.S. OWENSBORO COOP		OWENSBORO KY				
GRADE	NUM	N	APA	POT	XS CL	RV
9-23-30	37329	9.3	23.5	30.1		102
9-23-30	37330	9.2	23.0	30.0		101
9-23-30	37675	8.7	23.4	30.2		100
S. S. COOP--RICHMOND SERVICE		RICHMOND KY				
GRADE	NUM	N	APA	POT	XS CL	RV
9-17-27	37532	6.8*	13.4*	34.4		91*
15-13-20	37530	11.9*	11.0*	28.4	*	95*
17-17-17	37531	15.4*	15.8*	21.8		94*
S.S. SHELBYVILLE COOP.		SHELBYVILLE KY				
GRADE	NUM	N	APA	POT	XS CL	RV
13-11-16	37488	13.1	11.6	17.3	*	102
13-13-27	37489	13.1	13.0*	29.1		98
17-17-17	37490	18.1	17.1	18.1		99
18-17-17	37371	18.4	17.7	16.6		100
21-11-15	37372	22.1	11.2	15.0		100
26- 5-10	37491	25.4	5.1	11.1		97*
S.S. SOMERSET COOP		SOMERSET KY				
GRADE	NUM	N	APA	POT	XS CL	RV
15-15-15	36440	18.5	20.8	15.3		125

TABLE 1. (Continued)

S.S. SOMERSET COOP		SOMERSET			NY	XS CL	RV
GRADE	NUM	N	APA	POT			
17-13-12	37834	15.7*	13.9	13.9			99
17-17-17	36810	18.0	18.7	17.3			102
S.S. COOP-TODD SVC.		ELKTON			NY	XS CL	RV
GRADE	NUM	N	APA	POT			
9- 8-12	37729	8.2*	9.1	14.5			102
SPRINGFIELD FARM SERVICE		SPRINGFIELD			NY	XS CL	RV
GRADE	NUM	N	APA	POT			
16- 6-18	37613	21.8	5.2*	14.3*			106
STANLEY CROP SERVICE		STANLEY			NY	XS CL	RV
GRADE	NUM	N	APA	POT			
0-15-40	37561	0.0	15.2	40.8			101
6-18-33	37745	6.2	16.4*	34.3			98
6-26-26	37562	5.9	27.0	24.4*			100
16-12-18	37563	16.6	8.5*	20.5			92*
STERNS NURSERIES INC		GENEVA			NY	XS CL	RV
GRADE	NUM	N	APA	POT			
15-30-15	35142	15.8	30.7	16.2			104
15-30-15	35164	15.5	30.4	16.3			103
18-24-16	35141	17.5	21.7*	17.6			96*
STEWART FERTILIZER SERVICE		MT. VERNON			NY	XS CL	RV
GRADE	NUM	N	APA	POT			
0-20-20	37736	0.0	22.2	17.8*			104
5-10-15	35870	5.7	10.8	18.0			113
5-10-15	36024	5.5	10.9	15.4			107
5-10-15	36303	5.1	9.5	16.4			101
5-10-15	36531	3.5*	6.9*	16.8	*		83*
5-10-15	36853	4.8	9.7	15.7			99
5-10-15	37350	4.9	10.2	16.8			104
5-10-15	37735	5.2	10.2	15.8			104
5-10-15	37734	6.7*	10.5	16.8			109
7- 9-13	37734	6.7*	10.5	16.8			109
10-10-10	35871	10.5	9.1*	10.6			99
10-10-10	36532	9.5	9.6	8.4*			93*
10-10-10	36968	10.3	12.5	10.2			112
10-10-10	36994	11.0	10.6	9.8			106
10-10-10	37351	8.9*	9.8	9.9			95*
15-15-15	37349	15.1	15.9	14.8			102
28- 0- 0	35334	27.8	0.0	0.0			99
STIM-U-PLANT LABORATORIES		COLUMBUS			OH	XS CL	RV
GRADE	NUM	N	APA	POT			
5- 8- 7	35152	5.6	10.9	7.2			121
11-12-15	35213	11.3	19.0	27.5			144
SWIFT AGRI CHEM CORP		CHICAGO			IL	XS CL	RV
GRADE	NUM	N	APA	POT			
5-10-10	36041	5.0	9.8	10.0			99
5-10-15	35890	5.2	9.3	17.5			103
5-10-15	36003	5.9	8.6*	17.0			102
5-10-15	36161	4.0*	6.3*	17.3			84*
5-10-15	36216	7.0	13.8	14.9			125
5-10-15	36685	6.9	12.0	14.6			116
5-10-15	36883	5.8	8.1*	17.8			101
5-10-15	36885	5.6	7.8*	19.8			103
5-10-15	37551	5.6	9.9	14.8			102
5-20-20	35157	6.1	18.1*	19.9			97*
5-20-20	35234	6.0	17.2*	20.3			95*
5-20-20	36104	5.6	20.7	18.6*			101
5-20-20	36491	4.9	18.5*	20.2			95*
5-20-20	36703	3.8*	22.8	21.9			107

TABLE 1. (Continued)

SWIFT AGRI CHEM CORP		CHICAGO		IL		XS	CL	RV
GRADE	NUM	N	APA	POT				
5-20-20	37542	5.5		20.5				110
5-20-20	37623	5.1		20.9				107
5-20-20	37810	5.7		20.0				100
6-10- 4	35220	6.6		5.6				116
6-12-18	36080	5.8	8.0*	19.9	*			88*
6-12-18	36095	6.4	10.6*	16.2*				93*
6-12-18	36099	5.7	9.4*	19.6				92*
6-12-18	36103	6.3	11.2*	19.2	*			100
6-12-18	36208	6.2	9.3*	16.8*				88*
6-12-18	36489	5.9	10.4*	19.5	*			96*
6-12-18	36490	5.6	10.8*	20.3				99
10- 6- 4	37650	9.4	6.6	4.4				101
10-10-10	35158	8.7*	11.2	18.7				117
10-10-10	35235	9.8	12.6	14.4				118
10-10-10	36079	9.2*	9.4	13.5				101
10-10-10	36102	10.0	9.9	10.1				100
10-10-10	36162	10.0	9.8	16.1				111
10-10-10	36206	10.0	12.5	12.1				114
10-10-10	36215	9.7	10.7	12.4				107
10-10-10	36286	10.4	11.8	16.6				122
10-10-10	36331	10.0	10.4	9.2*				100
10-10-10	36492	10.7	10.0	11.2				105
10-10-10	36584	10.0	9.5	9.9				97*
10-10-10	36788	10.4	6.8*	11.3				91*
10-10-10	37254	10.2	9.6	12.6				104
10-10-10	37550	9.3*	11.9	17.5				120
28- 0- 0	37732	26.5*	0.0	0.0				95*
33- 0- 0	36686	34.2	0.0	0.0				102
SWIFT FARM CENTER		E BERNSTADT		KY		XS	CL	RV
GRADE	NUM	N	APA	POT				
4-12- 8	36825	3.6	11.3	6.4*				90*
5-10-15	35671	4.4*	8.4*	15.1	*			90*
5-10-15	35676	5.8	12.5	12.8*	*			110
5-10-15	35909	4.6	8.0*	17.7				95*
5-10-15	36021	4.2*	8.4*	17.1				94*
5-10-15	36262	5.2	9.0*	16.3				99
5-10-15	36577	4.5	8.5*	15.3				92*
5-10-15	36579	5.4	11.2	13.6*				104
5-10-15	36753	4.9	10.0	14.4				98
5-10-15	37041	4.6	9.8	15.6				99
5-10-15	37047	5.0	11.0	14.8				104
5-10-15	37050	4.7	8.1*	15.8				92*
5-20-20	35677	4.4*	17.7*	19.9				91*
5-20-20	36023	5.0	20.2	21.3				102
5-20-20	36752	4.4*	19.8	20.0				98
6-12-12	36590	6.2	14.8	9.2*				106
6-12-18	36022	6.4	12.5	16.6*				101
6-12-18	37354	6.4	13.6	14.3*				101
10-10-10	36260	9.5	10.9	9.8				101
10-10-10	36261	9.1*	12.1	9.9				104
10-10-10	36578	6.1*	11.4	13.6				97*
10-10-10	36751	9.0*	10.1	9.9				96*
10-10-10	37049	9.8	11.1	10.6				105
10-10-10	37353	8.2*	12.8	8.3*				101
10-10-10	37355	10.1	13.3	8.1*				109
10-10-10	37772	8.5*	7.0*	14.2				90*
10-10-15	37191	9.6	10.6	15.3				101

TABLE 1. (Continued)

SWIFT FARM CENTER		E BERNSTADT KY				
GRADE	NUM	N	APA	POT	XS CL	RV
33-0-0	37342	33.0	0.0	0.0		100
SWIFT AGRICULTURAL CHEM CORP		HOPKINSVILLE KY				
GRADE	NUM	N	APA	POT	XS CL	RV
0-20-20	35340	0.0	19.2	24.1		104
0-21-18	35383	0.0	19.0*	18.7		92*
3-10-30	36899	4.5	12.1	20.6*	*	96*
3-10-30	37422	3.1	13.0	23.6*	*	99
3-10-30	37591	3.7	14.9	27.1*		115
5-10-15	36072	5.2	9.6	15.8		101
5-10-15	36127	5.5	9.3*	15.4		100
5-10-15	36287	7.9	8.4*	14.2*		104
5-10-15	36741	6.3	9.9	15.8		107
5-10-15	36976	6.6	10.1	12.9*		102
5-10-15	37513	5.3	9.8	19.0		109
5-20-20	35149	5.3	17.6*	22.2		97*
5-20-20	35339	4.8	19.1	21.3		99
5-20-20	35513	5.7	18.0*	23.4		101
5-20-20	35759	6.3	19.4	17.4*		98
5-20-20	35761	5.5	19.7	19.7		100
5-20-20	35987	5.8	19.7	18.6*		100
5-20-20	36069	7.8	17.0*	17.6*		96*
5-20-20	36242	5.2	18.8*	20.2		97*
5-20-20	36291	6.7	17.6*	19.2		97*
5-20-20	36294	5.2	19.9	20.9		101
5-20-20	36900	7.1	18.8*	18.9*		101
5-20-20	37419	6.2	16.0*	20.7		93*
5-20-20	37421	4.4*	18.0*	19.0*		91*
5-20-20	37578	6.5	27.3	20.4		126
5-20-20	37844	5.2	22.2	15.2*		100
5-20-20	35512	5.6	18.4*	26.5		106
6-12-12	35150	6.0	13.8	12.0		107
6-12-12	36959	5.8	7.4*	14.9		86*
6-12-12	37417	6.4	11.7	13.4		103
6-12-18	35758	6.2	12.8	22.7		112
6-12-18	36126	6.0	10.9*	19.9		99
6-12-18	36483	6.7	12.9	16.4*	*	103
6-12-18	36958	7.9	12.8	12.1*	*	99
6-18-12	35273	4.0*	18.5	16.0		102
10-10-10	35514	10.6	9.8	15.3		112
10-10-10	35597	9.5	8.7*	14.4		101
10-10-10	35757	10.0	11.5	16.5		119
10-10-10	35986	10.3	9.8	12.7		106
10-10-10	36070	10.7	10.5	14.9		115
10-10-10	36293	11.4	11.2	11.6		114
10-10-10	36902	10.4	11.1	11.0		108
10-10-10	37240	10.5	15.0	13.0		128
10-10-10	37418	9.6	9.8	13.4		105
10-10-10	37727	8.7*	12.4	17.5		119
10-10-10	36908	9.3	8.6*	13.0		98
10-10-15	36288	9.2*	8.8*	11.7*		87*
10-10-15	37665	10.5	8.1*	15.9		96*
SWIFT AGRICULTURAL CHEM CORP		RICHMOND KY				
GRADE	NUM	N	APA	POT	XS CL	RV
0-20-20	37529	0.0	20.5	21.4		104
5-10-15	37527	5.7	8.9*	14.8		98
5-10-15	37713	4.3*	6.0*	17.8		85*
6-13-19	37528	8.2	11.4*	17.9*		96*

TABLE 1. (Continued)

SWIFT AGRICULTURAL CHEM CORP		RICHMOND		KY			
GRADE	NUM	N	APA	POT	XS CL	RV	
9- 8-13	37526	7.7*	7.3*	13.3		89*	
21- 0- 0	36856	22.1	0.0	0.0		105	
TEATER & CASSITY FARM SERVICE		NICHOLASVILLE		KY			
GRADE	NUM	N	APA	POT	XS CL	RV	
5-10-15	36857	5.3	10.7	14.1*		103	
9- 9-26	37442	9.4	9.5	28.1		104	
TEATER BROS & ELLIOTT		DANVILLE		KY			
GRADE	NUM	N	APA	POT	XS CL	RV	
0-20-20	36506	0.0	20.2	18.1*		97*	
0-20-20	35190	0.0	19.9	21.5		102	
0-20-20	37058	0.0	11.4*	23.6		77*	
4-12- 8	36328	5.8	8.6*	7.9		91*	
4-12- 8	36817	3.6	9.7*	5.1*		79*	
4-16- 4	36029	4.5	15.4	4.2		100	
4-16- 4	36327	4.8	15.4	4.2		101	
4-16- 8	35617	4.5	15.9	4.1*		93*	
5-10-10	35292	4.1*	10.3	17.3		115	
5-10-10	35575	5.3	8.9*	11.8		100	
5-10-10	35577	4.9	9.5	16.1		112	
5-10-10	35616	5.7	8.5*	10.4		97*	
5-10-10	36831	5.3	9.5	10.8		100	
5-10-15	35684	5.1	8.2*	16.6		96*	
5-10-15	35736	5.3	10.3	15.6		104	
5-10-15	35811	5.7	8.6*	15.4		98	
5-10-15	35814	5.3	9.8	15.7		102	
5-10-15	35815	6.1	9.6	9.7*		91*	
5-10-15	35873	5.3	9.9	17.1		105	
5-10-15	35912	5.4	10.4	15.2		104	
5-10-15	36026	7.8	9.7	8.0*	*	95*	
5-10-15	36027	6.7	8.3*	8.6*		86*	
5-10-15	36028	5.5	10.0	9.6*		90*	
5-10-15	36155	5.2	10.3	16.8		106	
5-10-15	36280	6.2	10.1	14.1*		104	
5-10-15	36329	5.7	9.0*	14.1*		96*	
5-10-15	36696	8.2	9.0*	10.7*		100	
5-10-15	37059	5.1	9.3	12.2*		91*	
5-10-15	37199	7.0	9.3*	13.4*	*	102	
5-10-15	37344	5.4	8.7*	14.1*		94*	
5-10-15	37611	5.5	10.4	11.0*		95*	
5-20-20	35531	3.7*	14.7*	22.0		84*	
5-20-20	35740	5.9	16.1*	20.9		93*	
5-20-20	36694	6.7	26.4	10.8*		110	
5-20-20	36962	3.3*	26.2	20.1		113	
5-20-20	37835	7.4	16.3*	15.0*		89*	
6- 6-18	35807	8.9	8.7	18.1		126	
6- 6-18	37482	6.9	7.1	23.0	*	121	
6- 6-18	37483	8.1	8.1	20.9	*	127	
6- 6-18	37610	4.7*	9.3	18.1		110	
6- 8- 6	35812	7.1	7.2*	8.8		110	
6- 8-16	36818	6.6	9.0	15.8		107	
6-12-12	36279	8.4	14.4	10.3*		116	
6-12-12	36652	6.2	12.3	11.8		101	
6-12-12	36963	7.1	12.4	12.0		106	
6-12-12	37737	5.7	11.3	13.6		99	
9- 9- 9	36944	6.3*	5.8*	16.4		89*	
10- 8-12	37609	5.3*	5.0*	20.3		83*	
10-10-10	35291	10.6	9.8	10.7		103	

TABLE 1. (Continued)

TEATER BROS & ELLIOTT		DANVILLE			KY	XS CL	RV
GRADE	NUM	N	APA	POT			
10-10-10	35574	8.1*	9.3*	12.9			95*
10-10-10	35576	11.4	9.0*	11.6			105
10-10-10	35615	8.1*	9.4	11.4			93*
10-10-10	35621	11.0	9.6	10.9			104
10-10-10	35683	12.0	11.9	8.1*			112
10-10-10	35737	9.6	9.5	11.0			98
10-10-10	35739	7.8*	7.8*	13.2			89*
10-10-10	35808	10.0	9.9	9.9			99
10-10-10	35809	8.4*	8.2*	11.0			88*
10-10-10	35810	9.8	9.6	11.4			100
10-10-10	35816	9.1*	9.1*	9.9			93*
10-10-10	36153	10.0	10.1	11.0			102
10-10-10	36154	11.5	11.3	10.7			112
10-10-10	36278	9.5	7.7*	11.6			92*
10-10-10	36330	10.8	9.1*	12.8			105
10-10-10	36395	9.1*	8.5*	13.1			97*
10-10-10	36413	10.6	7.3*	10.1			92*
10-10-10	36441	10.1	10.1	9.8			100
10-10-10	36502	9.0*	8.3*	11.0			91*
10-10-10	36505	10.4	8.8*	10.8			98
10-10-10	36829	10.0	8.6*	12.5			99
10-10-10	36961	10.3	12.1	9.4			108
10-10-10	37192	10.3	9.2*	10.6			99
10-10-15	36732	7.2*	7.0*	14.2*			77*
10-10-15	36830	9.3	8.8*	13.5*			90*
18-46- 0	36996	18.3	45.9	0.0			100
18-46- 0	36997	18.1	45.0	0.0			99
33- 0- 0	35738	33.5	0.0	0.0			100
33- 0- 0	35813	34.5	0.0	0.0			103
33- 0- 0	36663	33.8	0.0	0.0			101
33- 0- 0	36695	33.7	0.0	0.0			100
UNION FERTILIZER		MORGANFIELD			KY	XS CL	RV
GRADE	NUM	N	APA	POT			
7- 7- 7	35353	7.9	8.7	8.5			117
7-18-36	36479	6.7	16.6*	38.7			98
USS AGRI-CHEMICALS		ATLANTA			GA	XS CL	RV
GRADE	NUM	N	APA	POT			
0- 0-22	36462	0.0	0.0	22.5			102
0- 0-62	37731	0.0	0.0	61.7			100
2- 1- 2	36984	2.4	0.8	1.9			104
4- 6- 0	36137	3.3*	4.2*	0.0			75*
5-10- 5	35349	5.3	10.0	8.0			110
5-10- 5	35763	5.4	9.6	8.8	*		111
5-10- 5	35933	5.3	9.0*	7.3			102
5-10- 5	35944	5.8	11.6	7.0			119
5-10- 5	36009	4.1*	8.4*	8.1			95*
5-10- 5	36088	4.2*	9.3*	5.7			93*
5-10- 5	36134	6.1	12.5	6.8			125
5-10- 5	36318	6.1	10.9	10.9			128
5-10- 5	36988	5.3	9.4	8.6			108
5-10- 5	37792	5.7	9.9	6.3			107
5-10-15	35286	5.4	9.8	17.1			105
5-10-15	35315	5.3	10.5	15.0			103
5-10-15	35324	4.7	9.6	17.2			102
5-10-15	35359	4.9	11.7	13.3*			103
5-10-15	35401	5.1	10.0	16.0			103
5-10-15	35437	5.3	9.9	15.9			103

TABLE 1. (Continued)

USS AGRI-CHEMICALS		ATLANTA	GA		
GRADE	NUM	N	APA	POT	XS CL RV
5-10-15	35477	5.7	8.6*	18.6	105
5-10-15	35492	5.2	9.7	16.6	103
5-10-15	35504	5.2	10.4	15.2	103
5-10-15	35505	5.0	10.1	16.0	102
5-10-15	35585	5.4	9.5	14.9	99
5-10-15	35601	5.1	9.4	16.5	101
5-10-15	35636	5.1	9.5	16.8	102
5-10-15	35642	5.2	9.9	15.7	102
5-10-15	35664	4.5	9.9	16.6	101
5-10-15	35687	5.1	10.2	16.8	105
5-10-15	35695	4.6	9.7	15.6	98
5-10-15	35717	4.6	10.2	16.5	102
5-10-15	35719	5.1	9.3*	16.8	101
5-10-15	35720	5.2	10.7	16.8	108
5-10-15	35731	4.6	9.3	16.7	99
5-10-15	35744	5.6	9.8	15.7	104
5-10-15	35747	5.2	9.8	14.4	98
5-10-15	35752	5.2	10.9	15.9	107
5-10-15	35762	4.5*	10.0	15.4	98
5-10-15	35806	5.4	9.6	16.3	103
5-10-15	35841	5.6	9.8	15.6	103
5-10-15	35862	5.2	11.4	16.0	109
5-10-15	35929	5.5	10.1	15.4	103
5-10-15	36006	5.9	10.9	15.4	109
5-10-15	36035	5.3	10.0	14.9	101
5-10-15	36044	5.9	8.1*	15.7	97*
5-10-15	36051	5.4	9.7	14.8	100
5-10-15	36077	5.0	10.3	16.6	105
5-10-15	36082	5.0	10.3	17.2	106
5-10-15	36136	5.3	12.8	14.8	113
5-10-15	36157	5.8	9.1*	16.0	102
5-10-15	36188	5.3	10.3	14.8	102
5-10-15	36207	5.5	10.1	13.7*	100
5-10-15	36225	4.3*	7.7*	8.2*	72*
5-10-15	36231	5.7	10.3	15.9	106
5-10-15	36289	5.5	9.9	16.2	104
5-10-15	36391	5.5	9.8	14.8	101
5-10-15	36412	6.0	10.1	14.9	104
5-10-15	36430	5.3	10.1	14.2*	100
5-10-15	36432	5.5	9.5	15.4	100
5-10-15	36446	5.7	10.9	15.5	108
5-10-15	36457	5.1	9.9	16.1	102
5-10-15	36466	5.3	11.2	16.3	109
5-10-15	36476	5.5	9.6	16.4	104
5-10-15	36558	5.5	10.8	15.3	106
5-10-15	36571	5.5	10.1	17.1	108
5-10-15	36600	4.9	9.8	15.4	99
5-10-15	36601	4.6	10.6	15.1	101
5-10-15	36620	5.8	10.1	15.6	106
5-10-15	36640	5.0	10.3	15.4	102
5-10-15	36641	5.5	9.9	15.2	102
5-10-15	36665	5.3	9.8	14.3	99
5-10-15	36674	4.9	10.1	15.1	100
5-10-15	36680	4.9	10.4	15.8	103
5-10-15	36681	5.0	10.5	14.9	102
5-10-15	36717	5.6	10.6	13.0*	101
5-10-15	36769	5.6	11.3	14.8	108

TABLE 1. (Continued)

USS AGRI-CHEMICALS GRADE	NUM	ATLANTA		GA	XS CL	RV
		N	APA	POT		
5-10-15	36772	5.9	9.6	15.4		103
5-10-15	36784	5.4	10.1	14.8		102
5-10-15	36790	4.6	11.0	14.8		102
5-10-15	36796	4.7	10.0	15.9		100
5-10-15	36801	5.4	9.9	13.4*		98
5-10-15	36836	5.0	10.5	14.9		102
5-10-15	36869	5.2	9.8	14.8		99
5-10-15	36891	5.1	9.9	14.8		99
5-10-15	36935	5.1	9.9	15.7		101
5-10-15	36956	4.5*	10.7	15.5		102
5-10-15	36974	4.7	10.4	14.8		100
5-10-15	36978	5.3	9.8	14.0*		98
5-10-15	36991	4.9	10.3	15.4		102
5-10-15	37011	4.9	10.3	14.8		101
5-10-15	37028	4.5	11.1	15.4		104
5-10-15	37034	5.4	10.0	14.8		101
5-10-15	37128	5.0	10.1	14.8		100
5-10-15	37131	5.8	11.2	13.8*		106
5-10-15	37135	5.6	10.1	13.3*		99
5-10-15	37138	4.8	10.5	14.0*		99
5-10-15	37148	5.0	9.5	15.6		99
5-10-15	37203	4.9	9.3*	15.3		97*
5-10-15	37264	5.0	10.5	14.9		102
5-10-15	37274	6.1	11.0	15.3		110
5-10-15	37297	4.9	9.8	15.0		99
5-10-15	37300	5.7	10.4	14.8		104
5-10-15	37313	5.9	9.8	14.8		103
5-10-15	37315	5.2	10.9	16.3		108
5-10-15	37447	5.1	10.7	14.8		103
5-10-15	37449	5.3	9.9	14.8		100
5-10-15	37504	4.9	10.1	15.2		100
5-10-15	37515	4.5	9.7	14.8		96*
5-10-15	37601	5.5	11.5	14.0*		106
5-10-15	37653	4.8	10.4	14.8		100
5-10-15	37693	5.7	9.4	15.1		100
5-10-15	37714	4.7	10.4	14.8		100
5-10-15	37762	5.5	10.3	15.0		103
5-10-15	37822	5.4	9.5	14.3		98
5-10-15	37854	4.9	10.2	12.8*		95*
5-10-15	35283	5.1	10.4	14.6		101
5-10-15	37304	5.2	10.4	14.8		102
5-10-15	37307	5.5	10.6	13.1*		101
5-10-15	37767	5.4	10.1	15.7		104
5-10-15	37829	5.1	9.8	20.7		101
5-10-20	37244	4.7	10.1	30.6		100
5-10-30	35173	5.0	17.7*	20.9		95*
5-20-20	35198	5.5	18.5*	19.3		96*
5-20-20	35209	5.0	20.6	18.0*		99
5-20-20	35246	5.3	20.3	20.2		102
5-20-20	35249	5.4	20.1	21.3		103
5-20-20	35259	5.1	20.2	20.1		101
5-20-20	35265	5.5	20.0	21.5		103
5-20-20	35309	5.3	19.3	20.6		99
5-20-20	35326	4.9	19.8	20.4		100
5-20-20	35402	5.4	19.1	19.3		98
5-20-20	35416	5.0	19.4	20.8		100
5-20-20	35417	5.3	19.0	21.0		99

TABLE 1. (Continued)

USS AGRI-CHEMICALS		ATLANTA	GA		
GRADE	NUM	N	APA	POT	XS CL RV
5-20-20	35422	5.6	19.5	19.8	100
5-20-20	35436	5.5	17.2*	19.3	92*
5-20-20	35508	5.2	20.0	21.5	103
5-20-20	35539	5.2	19.3	20.9	100
5-20-20	35644	5.4	20.8	20.4	104
5-20-20	35696	5.3	19.8	20.9	101
5-20-20	35698	5.9	18.9*	19.4	98
5-20-20	35718	5.1	19.6	22.1	102
5-20-20	35829	5.7	19.6	20.4	101
5-20-20	35843	5.3	18.4*	21.6	99
5-20-20	35874	5.3	19.0*	20.9	99
5-20-20	35875	5.1	19.0*	18.7*	95*
5-20-20	35989	5.1	19.9	20.6	101
5-20-20	36007	5.1	19.0	22.2	100
5-20-20	36008	5.2	20.6	18.4*	100
5-20-20	36107	6.0	19.8	17.9*	99
5-20-20	36114	5.1	19.3	20.2	98
5-20-20	36220	5.6	20.6	19.8	103
5-20-20	36290	6.0	20.6	17.3*	101
5-20-20	36322	5.4	19.3	21.0	100
5-20-20	36325	6.1	20.1	17.9*	100
5-20-20	36360	5.8	20.3	19.8	103
5-20-20	36366	5.0	18.6*	20.9	97*
5-20-20	36390	5.2	21.2	18.1*	101
5-20-20	36433	5.1	21.0	20.1	103
5-20-20	36461	5.2	20.6	18.8*	100
5-20-20	36484	5.2	19.3	21.5	100
5-20-20	36634	5.9	20.3	19.6	103
5-20-20	36639	5.1	18.8*	21.3	99
5-20-20	36679	5.1	19.7	20.7	100
5-20-20	36687	5.1	19.7	20.5	100
5-20-20	36979	5.1	19.5	22.1	101
5-20-20	37099	5.2	19.1	22.1	101
5-20-20	37170	5.1	20.2	21.3	103
5-20-20	37245	5.3	19.5	19.8	99
5-20-20	37246	5.1	19.2	18.4*	96*
5-20-20	37296	5.1	18.8*	21.0	98
5-20-20	37298	5.1	19.3	19.8	98
5-20-20	37621	5.6	20.7	19.0	102
5-20-20	37624	5.1	20.3	19.0	100
5-20-20	37761	5.6	19.0*	18.9*	97*
5-20-20	37765	5.0	20.2	19.8	100
5-20-20	37137	5.3	19.2	20.2	99
5-20-20	37308	5.5	18.3*	22.1	99
5-20-20	37846	5.1	20.1	19.1	99
5-20-20	35140	5.8	12.2*	11.5*	68*
6-12-12	35168	6.1	11.8	12.5	100
6-12-12	35172	6.6	11.5	11.9	100
6-12-12	35227	5.9	11.7	12.5	99
6-12-12	35229	6.0	11.9	11.5	99
6-12-12	35247	6.1	11.6	12.3	99
6-12-12	35288	6.5	11.5	11.6	99
6-12-12	35306	6.2	12.0	12.2	101
6-12-12	35325	6.9	10.9*	12.2	99
6-12-12	35374	6.7	11.3	12.5	101
6-12-12	35440	7.0	10.9*	13.0	102
6-12-12	35483	7.1	11.8	12.9	106

TABLE 1. (Continued)

USS AGRI-CHEMICALS		ATLANTA	GA		RV
GRADE	NUM	N	APA	POT	XS CL
6-12-12	35493	6.0	11.0*	14.4	101
6-12-12	35567	6.2	12.7	12.3	104
6-12-12	35581	6.4	11.6	13.4	103
6-12-12	35630	6.7	13.0	11.1*	105
6-12-12	35746	6.6	11.6	12.2	101
6-12-12	35923	6.9	11.3	12.8	102
6-12-12	35931	6.1	12.4	11.0*	100
6-12-12	36000	6.6	12.0	11.8	102
6-12-12	36101	5.6	12.6	11.8	100
6-12-12	36111	6.3	12.9	11.8	105
6-12-12	36163	8.0	11.7	11.8	107
6-12-12	36167	6.5	11.0*	12.2	98
6-12-12	36204	6.3	12.2	12.2	102
6-12-12	36229	6.7	11.9	12.3	103
6-12-12	36232	6.9	12.2	11.0*	102
6-12-12	36367	6.7	11.4	12.4	101
6-12-12	36406	6.1	11.5	11.8	98
6-12-12	36408	6.4	10.7*	12.5	97*
6-12-12	36458	6.7	11.6	12.0	101
6-12-12	36464	6.6	11.9	12.9	104
6-12-12	36467	6.6	11.5	13.3	102
6-12-12	36636	6.6	11.9	13.0	104
6-12-12	36638	7.4	9.5*	13.8	99
6-12-12	36668	5.7	12.1	12.1	100
6-12-12	36678	8.3	11.0*	11.6	104
6-12-12	36697	5.8	11.9	12.0	99
6-12-12	36698	6.0	11.9	12.2	100
6-12-12	36778	6.1	11.7	13.0	101
6-12-12	36782	5.7	11.9	12.2	98
6-12-12	36800	6.4	11.4	11.9	99
6-12-12	36805	6.5	12.0	12.6	103
6-12-12	36868	6.1	12.0	11.8	100
6-12-12	36897	6.5	11.5	13.8	104
6-12-12	36930	7.0	11.3	12.5	102
6-12-12	36989	6.0	11.1*	12.0	96*
6-12-12	37009	5.6	12.5	11.9	100
6-12-12	37035	6.6	11.8	13.0	103
6-12-12	37134	6.4	11.4	12.2	99
6-12-12	37209	6.4	11.4	12.6	100
6-12-12	37223	6.2	11.9	12.2	101
6-12-12	37299	5.6	11.0*	12.9	96*
6-12-12	37450	7.9	10.5*	12.1	102
6-12-12	37819	6.1	12.4	11.8	101
6-12-18	35540	6.0	12.1	19.1	102
6-12-18	35543	6.2	11.8	17.8	99
6-12-18	35988	5.8	12.1	18.7	101
6-12-18	36071	6.3	12.3	18.2	102
6-12-18	36110	6.7	12.5	17.1*	103
6-12-18	36205	6.4	12.6	17.1*	102
6-12-18	36434	5.9	12.1	18.7	101
6-12-18	37791	5.6	12.2	17.8	99
7-28-28	37620	7.4	28.0	27.8	101
8- 8- 8	35161	7.9	8.6	9.1	105
8- 8- 8	35403	8.5	7.2*	9.0	101
8- 8- 8	35694	7.9	8.2	7.7	99

TABLE 1. (Continued)

USS AGRI-CHEMICALS		ATLANTA		GA		
GRADE	NUM	N	APA	POT	XS CL	RV
8-24-24	35245	9.2	27.4	21.0*		107
8-24-24	35300	8.2	26.2	22.6*		104
8-24-24	35323	7.8	25.5	22.8*		101
8-24-24	35459	9.7	30.8	17.3*		111
8-24-24	35476	9.4	29.8	18.7*		110
8-24-24	36108	9.1	25.7	23.9		106
8-24-24	36113	9.1	26.8	21.2*		106
8-24-24	36528	9.3	24.6	22.5*		103
8-24-24	36540	8.9	23.7	23.0		100
8-24-24	36980	8.7	24.5	23.9		103
8-24-24	37232	8.3	24.1	25.0		102
8-24-24	35201	9.1	27.4	21.1*		107
10- 6- 4	36425	9.6	5.8	4.6		98
10- 6- 4	36982	10.4	6.2	3.9		103
10-10-10	35162	9.8	9.7	10.1		98
10-10-10	35174	10.2	10.7	10.9		105
10-10-10	35199	10.5	10.3	10.1		103
10-10-10	35200	9.9	10.6	11.8		105
10-10-10	35210	10.0	9.8*	10.8		97*
10-10-10	35228	10.3	10.5	10.0		103
10-10-10	35230	10.2	10.1	10.5		102
10-10-10	35258	9.8	9.5	9.4		96*
10-10-10	35260	9.1*	9.8	11.0		97*
10-10-10	35289	10.0	10.6	11.1		104
10-10-10	35308	10.1	9.9	10.6		101
10-10-10	35328	10.0	9.7	11.3		101
10-10-10	35346	10.1	10.7	9.9		103
10-10-10	35348	9.9	10.5	10.8		103
10-10-10	35404	10.6	9.4	10.3		101
10-10-10	35423	10.3	10.4	11.5		106
10-10-10	35435	9.6	9.4	13.2		102
10-10-10	35460	10.3	10.3	11.9		106
10-10-10	35490	9.8	9.2*	10.2		96*
10-10-10	35500	10.3	9.5	10.0		99
10-10-10	35503	10.1	9.3*	10.4		98
10-10-10	35530	6.7*	10.4	12.5		93*
10-10-10	35538	9.5	10.9	9.3*		100
10-10-10	35542	10.3	10.3	10.7		104
10-10-10	35582	10.4	9.9	11.5		104
10-10-10	35602	9.3	11.1	11.0		104
10-10-10	35631	10.0	10.3	11.9		105
10-10-10	35645	9.3*	10.0	14.9		107
10-10-10	35665	10.0	10.4	12.3		106
10-10-10	35680	9.8	9.7	11.4		101
10-10-10	35727	9.3	10.3	12.2		103
10-10-10	35728	8.7*	12.2	10.9		105
10-10-10	35732	10.3	10.3	12.7		108
10-10-10	35745	10.7	10.0	10.8		104
10-10-10	35778	9.5	8.5*	11.0		94*
10-10-10	35799	10.1	9.6	10.6		100
10-10-10	35842	10.3	10.4	10.2		103
10-10-10	35932	10.2	8.0*	11.8		96*
10-10-10	36001	9.7	9.8	10.3		99
10-10-10	36002	10.4	11.9	9.8		109
10-10-10	36005	9.9	8.7*	10.9		96*
10-10-10	36011	9.4	11.4	12.3		108
10-10-10	36068	10.5	10.5	9.9		104

TABLE 1. (Continued)

USS AGRI-CHEMICALS GRADE	NUM	ATLANTA N	GA APA	POT	XS CL	RV
10-10-10	36135	10.4	10.5	10.4		104
10-10-10	36230	11.2	9.0*	8.7*		98
10-10-10	36407	9.4	8.3*	11.2		93*
10-10-10	36409	9.4	8.3*	11.2		93*
10-10-10	36465	10.1	10.0	11.0		102
10-10-10	36511	9.6	8.5*	10.8		94*
10-10-10	36543	10.4	10.6	11.7		107
10-10-10	36619	9.9	11.5	12.3		110
10-10-10	36642	10.2	9.7	9.6		99
10-10-10	36664	9.9	8.8*	10.5		96*
10-10-10	36666	10.0	11.5	8.4*		103
10-10-10	36673	10.1	10.8	9.7		103
10-10-10	36675	10.1	10.4	10.0		102
10-10-10	36682	9.5	9.2*	11.0		97*
10-10-10	36701	10.2	10.0	9.7		100
10-10-10	36705	9.8	11.1	10.8		105
10-10-10	36730	10.7	10.8	7.7*		101
10-10-10	36740	10.5	9.8	11.1		103
10-10-10	36757	9.7	9.8	10.8		100
10-10-10	36780	9.9	9.4	10.5		98
10-10-10	36789	10.4	10.2	9.9		102
10-10-10	36802	9.9	9.4	10.4		98
10-10-10	36803	10.3	9.5	10.3		100
10-10-10	36887	9.9	8.5*	10.2		94*
10-10-10	36892	9.6	10.2	11.4		102
10-10-10	36957	10.3	10.4	10.1		103
10-10-10	36985	9.4	10.0	11.5		101
10-10-10	37023	9.6	8.6*	12.9		98
10-10-10	37027	10.7	9.8	10.5		103
10-10-10	37031	9.1*	11.1	10.3		101
10-10-10	37033	10.7	7.5*	11.4		96*
10-10-10	37097	10.2	9.6	11.0		101
10-10-10	37098	10.2	9.7	10.8		101
10-10-10	37204	9.4	10.0	12.0		102
10-10-10	37230	10.1	11.0	9.9		104
10-10-10	37235	10.0	10.7	9.8		102
10-10-10	37263	10.0	9.7	10.7		100
10-10-10	37295	9.1*	9.8	11.7		99
10-10-10	37301	9.5	10.0	11.4		101
10-10-10	37303	9.3*	11.4	10.9		105
10-10-10	37312	10.3	9.8	11.0		102
10-10-10	37498	10.4	7.4*	11.4		94*
10-10-10	37516	9.9	10.6	9.8		101
10-10-10	37537	9.1*	11.3	10.8		103
10-10-10	37552	10.1	8.4*	9.9		94*
10-10-10	37622	9.8	11.0	10.2		103
10-10-10	37679	9.5	10.4	10.9		101
10-10-10	37689	9.3*	10.4	9.9		98
10-10-10	37694	9.3*	9.2*	10.1		94*
10-10-10	37759	9.4	8.6*	11.9		96*
10-10-10	37763	9.5	9.7	12.0		101
10-10-10	37764	9.4	9.5	12.1		100
10-10-10	37766	10.0	8.1*	10.7		94*
10-10-10	37853	8.9*	10.0	13.1		102
10-10-10	36888	9.1*	10.3	12.6		103
10-10-10	36889	9.8	9.7	11.3		100
10-10-10	37444	9.6	9.5	10.9		98

TABLE 1. (Continued)

USS AGRI-CHEMICALS		ATLANTA		GA		
GRADE	NUM	N	APA	POT	XS CL	RV
10-10-10	35167	10.1	10.3	10.8		103
12- 4- 8	36983	12.7	4.7	8.6		108
14-14-14	35595	13.7	17.8	14.5		111
14-14-14	36202	14.9	16.2	11.5*		105
14-14-14	36442	15.2	15.9	11.1*		105
14-14-14	36702	13.5	13.7	14.8		99
14-14-14	37780	14.0	17.0	13.0*		107
15-40- 5	35596	16.0	42.6	4.9		106
15-40- 5	36527	15.8	41.0	5.3		103
15-40- 5	37785	15.7	42.1	4.9		105
16- 4- 8	35934	15.7	4.1	8.3		100
16- 4- 8	36986	15.5	4.2	8.2		99
18-46- 0	35624	18.0	45.8	0.0		100
18-46- 0	35203	18.3	45.9	0.0		100
18-46- 0	37457	17.9	46.4	0.0		100
19- 5- 9	36987	20.1	4.7	8.2*		101
33- 0- 0	35372	34.2	0.0	0.0		102
33- 0- 0	35405	33.8	0.0	0.0		101
33- 0- 0	35861	34.3	0.0	0.0		102
33- 0- 0	36156	33.7	0.0	0.0		100
33- 0- 0	36699	34.2	0.0	0.0		102
33- 0- 0	36878	34.8	0.0	0.0		104
33- 0- 0	37845	33.8	0.0	0.0		101
USS FARM SERVICE CENTER		CAMPBELLSVILLKY				
GRADE	NUM	N	APA	POT	XS CL	RV
13-16-26	37704	11.8*	12.7*	32.2		93*
USS AGRI-CHEMICALS		FRANKLIN		KY		
GRADE	NUM	N	APA	POT	XS CL	RV
3- 6- 6	35471	5.6	9.4	10.5		154
4-14-14	35472	7.2	19.0	14.5		127
USS AGRI-CHEMICALS		GUTHRIE		KY		
GRADE	NUM	N	APA	POT	XS CL	RV
9-10-15	37466	12.9	9.9	12.8*		105
USS AGRI-CHEMICALS		JEFFERSONVILLIN				
GRADE	NUM	N	APA	POT	XS CL	RV
5-20-20	35280	5.3	20.8	18.0*		100
5-20-20	35703	5.6	20.0	20.7		102
5-20-20	37674	6.7	17.6*	19.8		98
5-20-20	37414	5.2	19.9	21.3		102
6-24-24	37816	6.0	19.7*	26.1		92*
10-10-10	35281	10.1	10.1	12.4		106
10-10-10	35704	9.6	9.4	13.3		102
USS AGRI-CHEMICALS		NASHVILLE		TN		
GRADE	NUM	N	APA	POT	XS CL	RV
5-10- 5	35941	5.8	9.8	6.4		107
5-10- 5	36241	6.4	10.0	4.9		108
5-10- 5	36245	5.1	10.2	4.9		101
5-10-15	36246	5.6	10.0	15.2		103
5-10-15	37723	4.8	9.9	14.8		98
5-20-20	36247	5.4	19.3	20.6		100
5-20-20	36488	5.2	20.2	20.5		102
6-12-12	35943	6.3	12.6	13.8		107
6-12-12	37722	6.0	11.8	12.2		99
6-12-18	35470	6.7	12.1	18.2		103
6-12-18	35940	5.9	11.7	20.1		102
6-12-18	37783	6.3	12.3	18.1		102
10-10-10	35169	10.1	10.5	11.0		104

TABLE 1. (Continued)

USS AGRI-CHEMICALS		NASHVILLE		TN	XS CL	RV
GRADE	NUM	N	APA	POT		
10-10-10	35242	9.0*	10.7	11.2		101
10-10-10	35485	10.6	10.4	10.9		106
10-10-10	35942	9.7	10.6	11.0		103
10-10-10	36244	10.1	10.4	10.8		103
32- 0- 0	37588	31.0	0.0	0.0		97
USS-AGRI-CHEMICALS		NASHVILLE		TN	XS CL	RV
GRADE	NUM	N	APA	POT		
5-10-15	35849	5.2	10.2	16.6		105
USS FARM SERVICE CENTER		UTICA		KY	XS CL	RV
GRADE	NUM	N	APA	POT		
0-18-35	37656	0.0	27.4	23.6*		110
5-20-20	35516	5.0	20.6	20.4		102
6-17-23	35509	8.2	20.5	25.9		114
7-15- 0	35515	8.5	15.3	0.0		106
THE VANCE CO.		CHILHOWIE		VA	XS CL	RV
GRADE	NUM	N	APA	POT		
0-20-20	36059	0.0	20.6	20.4		103
6-12-12	36058	4.9*	11.7	12.1		94*
10-10-10	36849	9.4	10.1	11.0		100
33- 0- 0	36850	34.5	0.0	0.0		103
VICKSBURG CHEMICAL CO.		VICKSBURG		MS	XS CL	RV
GRADE	NUM	N	APA	POT		
13- 0-44	35239	13.9	0.0	44.8		101
VOLUNTARY PURCHASING GROUPS		BONHAM		TX	XS CL	RV
GRADE	NUM	N	APA	POT		
6-10- 4	35178	7.1	11.2	4.2		113
WARNER FERTILIZER CO		SOMERSET		KY	XS CL	RV
GRADE	NUM	N	APA	POT		
0- 0-52	36861	0.0	0.0	49.7*		95*
0-20-20	36533	0.0	19.4	20.5		99
4-19-19	36960	5.1	18.2*	22.2		102
5-10-15	35726	5.1	9.5	15.6		99
5-10-15	35790	4.9	9.9	15.7		100
5-10-15	35820	5.0	8.8*	15.9		97*
5-10-15	35906	5.7	10.7	15.1		107
5-10-15	36534	6.4	12.0	14.9		115
5-10-15	36535	6.2	11.6	15.1		112
5-10-15	36756	5.3	10.4	13.7*		100
5-10-15	37120	5.4	10.8	14.8		105
5-20-20	35907	5.2	19.1	19.8		98
5-20-20	36651	6.0	19.6	19.9		102
5-20-20	36809	5.5	19.9	20.0		101
5-20-20	36851	5.1	18.5*	21.8		99
5-20-20	36851	5.1	18.5*	21.8		99
6-12-12	35791	6.2	12.1	11.0*		99
6-12-12	36149	6.5	12.1	12.9		104
6-12-12	36654	6.2	12.0	12.4		102
6-12-12	37040	6.4	12.5	12.9		106
6-12-12	37803	5.7	12.4	12.6		101
6-12-18	35905	6.5	11.9	18.2		102
6-12-18	37347	6.8	13.2	18.1		108
10-10-10	35222	10.2	10.5	10.5		104
10-10-10	35559	10.4	8.7*	11.5		99
10-10-10	35770	8.8*	8.8*	10.4		91*
10-10-10	35821	10.1	9.3*	14.1		106
10-10-10	36304	10.4	10.3	10.3		103
10-10-10	36536	10.9	11.0	11.0		110
10-10-10	36655	10.5	10.3	11.1		105

TABLE 1. (Continued)

WARNER FERTILIZER CO		SOMERSET		KY		XS	CL	RV
GRADE	NUM	N	APA	POT				
10-10-10	36755	10.9	9.2*	11.3				103
10-10-10	37125	9.9	10.0	9.0*				97*
10-10-10	37343	10.4	11.0	10.8				107
10-10-10	37346	10.1	10.2	9.9				101
10-10-10	36806	9.8	9.8	10.0				98
11-24-24	35876	11.2	23.8	24.7				101
15-15-15	35223	14.8	15.3	14.6				100
15-15-15	37119	16.2	15.4	14.8				104
25- 3-23	37345	23.6*	3.8	24.8				99
34- 0- 0	35769	34.4	0.0	0.0				101
34- 0- 0	36332	34.1	0.0	0.0				100
34- 0- 0	36754	34.4	0.0	0.0				101
WARNER FERTILIZER CO		RUSSELL SPRNGKY		KY		XS	CL	RV
GRADE	NUM	N	APA	POT				
5-20-20	35360	5.0	21.2	20.2				104
5-20-20	37832	5.2	19.0*	20.7				99
23- 4- 4	37775	23.0	3.5*	5.8				99
N BWHEELER & SON		SEDALIA		KY		XS	CL	RV
GRADE	NUM	N	APA	POT				
20-14-14	37180	21.0	9.7*	18.1				94*
MR. WIGGS		CLEVELAND		OH		XS	CL	RV
GRADE	NUM	N	APA	POT				
10-10-10	36582	10.6	9.9	10.3				102
23- 7- 7	36581	24.9	8.1	8.7				111
WOODFORD FEED CO., INC.		VERSAILLES		KY		XS	CL	RV
GRADE	NUM	N	APA	POT				
5-10-15	36910	6.0	11.4	13.6*				107
12- 7-11	36909	13.3	8.5	10.4*				107
12- 8-16	37625	13.5	8.0	15.3*				100
15- 0-26	36912	16.5	0.0	25.4				101
16- 8- 8	37364	16.1	7.8	7.9				99
18- 0-23	37626	19.1	0.0	22.1				102
19- 0-15	37365	19.3	0.0	15.4				100
22- 0-20	36911	23.5	0.0	18.8*				102

TABLE 2. AVERAGE ANALYSIS (AA), OVERALL PERCENT OF GUARANTEE ACHIEVED (% OF GUAR.), AND COEFFICIENTS OF VARIATION (CV) OF OFFICIAL FERTILIZER SAMPLES OF CERTAIN GRADES AND COMPANIES.

GRADE	NUMBER SAMPLES	ANALYTICAL AND STATISTICAL FINDINGS					
		N		P ₂ O ₅		K ₂ O	
		AA	CV	AA	CV	AA	CV
AG/GRO FERTILIZER COMPANY Winchester, KY							
10-10-10	6	10.4	3.2	10.0	10.4	9.8	7.2
ALL GRADES, % OF GUAR.		100.8		96.6		101.0	
CV, %		4.7		9.3		7.0	
NUMBER OF ANALYSES		11		11		10	
AGRICO CHEMICAL COMPANY Tulsa, OK							
5-10-15	9	5.4	5.9	10.4	12.4	14.7	9.3
5-20-20	15	5.2	7.5	19.6	9.3	20.0	12.5
10-10-10	6	10.1	4.6	10.8	2.4	10.3	6.4
ALL GRADES, % OF GUAR.		104.0		101.8		100.4	
CV, %		6.3		9.3		10.4	
NUMBER OF ANALYSES		39		35		32	
Cecilia, KY							
5-10-15	14	5.3	11.8	10.0	12.7	15.4	10.2
10-10-10	12	9.8	3.2	10.2	6.9	10.0	3.8
ALL GRADES, % OF GUAR.		103.9		100.3		104.1	
CV, %		10.5		9.2		10.5	
NUMBER OF ANALYSES		37		39		39	
Henderson, KY							
-----	--	-----	-----	-----	-----	-----	-----
ALL GRADES, % OF GUAR.		102.8		98.2		108.6	
CV, %		12.7		12.4		3.5	
NUMBER OF ANALYSES		12		9		8	
BURLEY BELT CHEMICAL COMPANY Lexington, KY							
5-10-15	10	5.2	4.9	9.8	4.4	15.5	4.5
6-12-12	5	6.2	2.6	11.9	3.5	11.7	4.9
8-10-15	7	7.9	2.1	9.6	5.5	15.0	10.9
10-10-10	12	9.6	6.2	9.5	8.5	10.5	8.7
ALL GRADES, % OF GUAR.		100.3		97.4		104.7	
CV, %		7.5		7.6		18.8	
NUMBER OF ANALYSES		53		51		50	
Cynthiana, KY							
-----	--	-----	-----	-----	-----	-----	-----
ALL GRADES, % OF GUAR.		106.0		108.4		92.0	
CV, %		10.7		25.5		12.6	
NUMBER OF ANALYSES		9		10		10	

TABLE 2. Continued

GRADE	NUMBER	ANALYTICAL AND STATISTICAL FINDINGS					
		N		P ₂ O ₅		K ₂ O	
		AA	CV	AA	CV	AA	CV
BURLEY BELT CHEMICAL COMPANY (continued) London, KY							
5-10-15	61	5.3	5.4	9.9	6.0	15.1	4.8
5-20-20	20	5.3	8.8	19.5	5.3	19.1	10.6
6-12-12	23	5.9	9.7	11.9	6.0	11.8	4.9
10-10-10	56	9.8	4.7	10.0	7.9	10.0	8.3
10-10-15	9	9.2	6.4	10.4	6.2	15.3	4.3
16- 8- 8	6	15.8	3.1	8.0	2.9	7.7	9.6
26- 0- 0	7	25.9	5.0	----	----	----	----
33- 0- 0	6	34.6	1.5	----	----	----	----
ALL GRADES, % OF GUAR.		102.0		99.4		100.0	
CV, %		8.6		7.3		10.0	
NUMBER OF ANALYSES		203		187		185	
Ferguson, KY							
5-10-15	5	5.4	2.9	9.7	5.0	14.9	2.1
10-10-10	11	9.8	4.0	9.9	3.1	9.8	8.2
ALL GRADES, % OF GUAR.		105.8		97.6		99.3	
CV, %		11.7		5.3		8.3	
NUMBER OF ANALYSES		26		26		26	
CHRISTIAN COUNTY SUPPLY COMPANY Hopkinsville, KY							
-----	--	----	----	----	----	----	----
ALL GRADES, % OF GUAR.		107.6		116.4		111.2	
CV, %		28.1		32.9		36.6	
NUMBER OF ANALYSES		8		10		10	
CIRCLE O FARM CENTER Marion, KY							
-----	--	----	----	----	----	----	----
ALL GRADES, % OF GUAR.		98.3		100.4		93.5	
CV, %		10.0		11.6		18.1	
NUMBER OF ANALYSES		12		10		7	
FARMERS CHEMICAL COMPANY Harrison, TN							
28-00-00	12	28.4	1.7	----	----	----	----
34-00-00	21	34.4	1.4	----	----	----	----
ALL GRADES, % OF GUAR.		101.4		----		----	
CV, %		1.5		----		----	
NUMBER OF ANALYSES		33		----		----	

TABLE 2. Continued

GRADE	NUMBER SAMPLES	ANALYTICAL AND STATISTICAL FINDINGS					
		N		P ₂ O ₅		K ₂ O	
		AA	CV	AA	CV	AA	CV
FEDERAL CHEMICAL COMPANY Louisville, KY							
5-10-15	49	5.4	10.3	10.5	6.5	15.8	6.3
5-20-20	53	5.3	8.9	19.2	6.1	20.2	7.9
6-12-12	6	6.0	7.5	12.4	4.7	12.3	5.3
10-10-10	65	9.9	4.9	10.5	7.7	11.1	9.6
13-13-13	11	12.4	3.9	13.4	8.0	14.2	5.2
ALL GRADES, % OF GUAR.		103.7		102.1		106.7	
CV, %		9.4		7.9		10.4	
NUMBER OF ANALYSES		189		194		194	
FRASIER SUPPLY COMPANY Glasgow, KY							
5-10-15	6	4.9	15.0	9.2	15.0	15.6	6.4
10-10-10	5	10.1	10.2	10.0	15.0	11.2	17.6
ALL GRADES, % OF GUAR.		98.2		96.4		106.9	
CV, %		12.2		14.7		11.6	
NUMBER OF ANALYSES		13		13		14	
GLASGOW FERTILIZER COMPANY Glasgow, KY							
5-10-15	7	6.1	12.0	11.4	7.9	13.7	16.5
11- 8- 8	5	11.3	6.5	8.5	3.9	8.5	7.4
ALL GRADES, % OF GUAR.		108.3		105.6		100.5	
CV, %		13.3		9.1		12.2	
NUMBER OF ANALYSES		21		20		20	
W. R. GRACE & COMPANY Hopkinsville, KY							
-----	--	----	----	----	----	----	----
ALL GRADES, % OF GUAR.		107.3		105.5		98.9	
CV, %		7.6		8.6		17.3	
NUMBER OF ANALYSES		14		13		12	
Memphis, TN							
5-10-15	25	5.2	7.3	9.9	6.5	15.1	5.1
5-20-20	23	5.1	6.9	19.6	3.4	19.7	4.7
6-24-24	9	5.8	7.5	22.1	6.5	24.2	5.1
10-10-10	31	9.9	3.6	10.0	4.5	10.6	8.2
12-12-12	9	11.6	3.3	12.9	4.3	12.6	3.4
ALL GRADES, % OF GUAR.		100.8		99.4		102.0	
CV, %		6.4		6.0		7.1	
NUMBER OF ANALYSES		109		107		106	

TABLE 2. Continued

GRADE	NUMBER SAMPLES	ANALYTICAL AND STATISTICAL FINDINGS					
		N		P ₂ O ₅		K ₂ O	
		AA	CV	AA	CV	AA	CV
W. R. GRACE & COMPANY (continued) Nashville, TN							
5-10-15	6	5.3	1.9	9.5	3.2	14.8	0.8
5-20-20	12	5.2	3.3	19.4	2.0	20.1	3.1
ALL GRADES, % OF GUAR.		103.4		100.2		99.7	
CV, %		4.0		13.2		6.8	
NUMBER OF ANALYSES		24		30		30	
GRO-GREEN CHEMICAL COMPANY Shelbyville, KY							
5-10-15	13	5.4	23.4	9.5	12.1	16.0	21.3
8-10-15	5	7.5	8.8	10.3	13.9	17.5	29.2
8-12-15	5	9.4	28.0	13.1	16.1	14.5	13.3
10-10-10	10	9.1	14.1	9.0	17.7	9.3	22.6
ALL GRADES, % OF GUAR.		105.4		100.9		104.6	
CV, %		24.7		18.6		20.5	
NUMBER OF ANALYSES		53		55		55	
Lexington, KY							
-----	--	-----	-----	-----	-----	-----	-----
ALL GRADES, % OF GUAR.		107.0		124.3		122.6	
CV, %		19.3		29.8		28.5	
NUMBER OF ANALYSES		11		10		11	
HUTSON CHEMICAL COMPANY Murray, KY							
15-15-15	6	14.0	13.2	17.9	12.9	15.9	3.7
28-28-0	5	28.4	0.7	28.3	1.4	-----	-----
ALL GRADES, % OF GUAR.		100.3		112.0		105.9	
CV, %		13.5		13.3		5.7	
NUMBER OF ANALYSES		16		15		10	
INTERNATIONAL MIN. & CHEM. CORP. Florence, AL							
13-13-13	6	12.9	4.4	13.4	7.3	13.0	8.0
ALL GRADES, % OF GUAR.		103.4		101.2		98.6	
CV, %		5.9		6.0		7.6	
NUMBER OF ANALYSES		18		17		18	
KENTUCKY FERTILIZER WORKS Winchester, KY							
6-6-18	5	6.4	6.6	5.6	10.9	18.2	1.8
10-10-10	14	10.0	5.9	9.6	19.5	10.6	8.9
ALL GRADES, % OF GUAR.		101.6		93.9		108.9	
CV, %		7.2		15.2		13.8	
NUMBER OF ANALYSES		30		31		30	

TABLE 2. Continued

GRADE	NUMBER SAMPLES	ANALYTICAL AND STATISTICAL FINDINGS					
		N		P ₂ O ₅		K ₂ O	
		AA	CV	AA	CV	AA	CV
MILES FARM SUPPLY Owensboro, KY							
-----	---	----	----	----	----	----	----
ALL GRADES, % OF GUAR.		100.1		94.4		112.0	
CV, %		14.0		11.1		11.3	
NUMBER OF ANALYSES		12		12		7	
NORTH AMERICAN FERTILIZER COMPANY Louisville, KY							
5-10-15	7	5.3	7.7	9.2	30.6	14.8	15.8
5-20-20	7	5.5	10.6	18.6	9.7	19.9	6.2
ALL GRADES, % OF GUAR.		105.4		93.6		102.1	
CV, %		9.3		17.7		13.5	
NUMBER OF ANALYSES		23		23		23	
OHIO VALLEY FERTILIZER, INC. Maysville, KY							
5-10-15	19	5.9	19.2	10.5	21.2	15.2	7.7
10-10-10	14	10.3	7.7	10.8	16.8	10.8	8.6
10-10-20	21	10.0	20.4	11.1	29.1	18.0	17.8
34- 0- 0	5	34.3	1.9	----	----	----	----
ALL GRADES, % OF GUAR.		106.2		105.9		101.7	
CV, %		18.7		23.5		16.8	
NUMBER OF ANALYSES		66		64		63	
OLIN CORP. AGR. DIVISION Little Rock, AR							
6-24-24	5	6.9	5.3	24.7	5.7	24.8	3.9
ALL GRADES, % OF GUAR.		115.0		102.9		103.2	
CV, %		5.3		5.7		3.9	
NUMBER OF ANALYSES		5		5		5	
POORES FERTILIZER & CHEMICALS, INC. Albany, KY							
10-10-10	8	9.7	13.3	9.9	12.4	10.5	20.2
ALL GRADES, % OF GUAR.		100.1		96.1		107.2	
CV, %		9.9		9.6		13.7	
NUMBER OF ANALYSES		21		20		20	
SMITH-DOUGLAS DIVISION Russellville, KY							
5-10-15	10	5.9	5.1	10.3	4.9	14.4	6.1
5-20-20	17	6.1	6.9	19.0	11.7	19.9	6.6
6-12-12	8	6.7	6.6	10.7	7.4	12.6	15.7
8-24-24	5	8.5	12.9	24.1	13.8	23.7	15.6
10-10-10	34	9.9	7.4	10.8	14.0	11.6	13.1
ALL GRADES, % OF GUAR.		107.6		101.4		108.2	
CV, %		11.9		12.9		21.8	
NUMBER OF ANALYSES		87		88		86	

TABLE 2. Continued

GRADE	NUMBER SAMPLES	ANALYTICAL AND STATISTICAL FINDINGS					
		N		P ₂ O ₅		K ₂ O	
		AA	CV	AA	CV	AA	CV
SOUTHERN STATES HORSE CAVE COOP. Horse Cave, KY							
17-17-17	5	17.8	2.0	18.7	8.3	17.9	5.0
ALL GRADES, % OF GUAR.		100.6		103.6		109.7	
CV, %		16.0		16.0		19.7	
NUMBER OF ANALYSES		8		9		9	
STEWART FERTILIZER SERVICE Mt. Vernon, KY							
5-10-15	7	5.0	14.4	9.7	13.9	16.4	5.4
10-10-10	5	10.0	8.3	10.3	12.9	9.8	8.5
ALL GRADES, % OF GUAR.		99.4		102.1		104.8	
CV, %		10.5		12.5		10.7	
NUMBER OF ANALYSES		15		15		15	
SWIFT AGRI. CHEMICAL CORP. Chicago, IL							
5-10-15	8	5.8	16.5	9.5	25.5	16.7	10.9
5-20-20	8	5.3	13.9	20.2	11.0	20.3	4.6
6-12-18	7	6.0	5.2	10.0	11.2	18.8	8.6
10-10-10	14	9.9	5.3	10.4	14.6	13.3	22.6
ALL GRADES, % OF GUAR.		103.8		98.2		116.0	
CV, %		12.0		17.3		19.9	
NUMBER OF ANALYSES		42		40		40	
East Bernstadt, KY							
5-10-15	11	4.8	9.8	9.5	15.7	15.3	9.4
10-10-10	8	8.8	14.3	11.1	17.6	10.6	21.2
ALL GRADES, % OF GUAR.		94.6		102.4		100.1	
CV, %		11.1		15.9		15.4	
NUMBER OF ANALYSES		28		27		27	
Hopkinsville, KY							
5-10-15	6	6.1	16.8	9.5	6.4	15.5	13.2
5-20-20	15	5.8	15.5	18.7	7.8	20.0	13.5
10-10-10	11	10.1	7.6	10.8	16.9	13.9	14.3
ALL GRADES, % OF GUAR.		110.5		100.0		110.0	
CV, %		16.5		16.1		21.7	
NUMBER OF ANALYSES		45		47		47	
TEATER BROS. & ELLIOTT Danville, KY							
5-10-10	5	5.1	12.0	9.3	7.3	13.3	24.0
5-10-15	18	5.9	15.7	9.5	7.7	13.2	22.4
5-20-20	5	5.4	33.7	19.9	29.3	17.8	26.6
10-10-10	24	9.9	11.2	9.3	12.9	11.0	11.2
ALL GRADES, % OF GUAR.		106.4		95.7		104.2	
CV, %		19.1		18.0		24.0	
NUMBER OF ANALYSES		77		76		74	

TABLE 2. Continued

GRADE	NUMBER SAMPLES	ANALYTICAL AND STATISTICAL FINDINGS					
		N		P ₂ O ₅		K ₂ O	
		AA	CV	AA	CV	AA	CV
SOUTHERN STATES COOP., INC. Bristol, VA							
5-20-20	5	5.5	3.1	20.7	3.0	19.9	3.1
ALL GRADES, % OF GUAR.		111.6		103.7		101.7	
CV, %		5.0		3.3		3.8	
NUMBER OF ANALYSES		9		9		9	
Chesapeake, VA							
5-10-15	6	5.0	2.0	10.0	2.4	15.1	2.7
ALL GRADES, % OF GUAR.		100.3		100.8		100.7	
CV, %		2.0		2.4		2.7	
NUMBER OF ANALYSES		6		6		6	
Richmond, VA							
28- 0- 0	6	28.3	1.2	----	----	----	----
ALL GRADES, % OF GUAR.		100.8		----		----	
CV, %		1.2		----		----	
NUMBER OF ANALYSES		6		----		----	
Louisville, KY							
5-10-15	24	5.4	6.6	9.8	13.2	15.8	12.5
5-20-20	12	5.8	5.1	21.2	4.3	19.7	5.7
6-12-12	18	6.5	8.0	11.8	10.6	11.6	16.9
10-10-10	41	10.6	7.4	10.0	10.8	9.8	13.8
ALL GRADES, % OF GUAR.		108.9		100.7		99.4	
CV, %		8.0		10.9		13.7	
NUMBER OF ANALYSES		100		103		102	
Russellville, KY							
5-10-15	52	5.6	6.5	10.1	7.2	16.0	9.4
5-20-20	7	5.6	5.1	19.5	3.8	20.7	5.5
6-12-12	65	6.5	7.4	12.0	5.2	12.1	11.1
10-10-10	40	10.5	5.7	10.5	6.2	10.3	8.9
ALL GRADES, % OF GUAR.		108.9		101.5		103.3	
CV, %		7.0		6.4		10.0	
NUMBER OF ANALYSES		167		167		167	
Winchester, KY							
5-10-15	13	5.3	5.9	9.5	12.2	15.8	4.9
5-20-20	5	5.9	7.9	19.6	4.9	19.5	5.5
6-12-12	9	6.2	5.5	12.1	6.4	12.6	6.9
10-10-10	23	10.3	3.9	10.0	7.8	10.2	8.1
ALL GRADES, % OF GUAR.		105.4		98.7		103.2	
CV, %		6.8		8.5		7.0	
NUMBER OF ANALYSES		51		54		53	

TABLE 2. Continued

GRADE	NUMBER SAMPLES	ANALYTICAL AND STATISTICAL FINDINGS					
		N		P ₂ O ₅		K ₂ O	
		AA	CV	AA	CV	AA	CV
USS AGRI-CHEMICALS Atlanta, GA							
5-10- 5	10	5.3	13.0	10.1	12.5	7.8	19.2
5-10-15	105	5.2	7.3	10.2	6.2	15.3	6.5
5-20-20	57	5.3	5.4	19.6	4.1	20.1	6.1
6-12-12	54	6.5	8.7	11.6	5.2	12.3	5.4
6-12-18	8	6.1	5.8	12.2	2.1	18.0	4.1
8-24-24	12	8.9	6.2	26.4	8.4	21.9	10.1
10-10-10	101	9.9	5.7	9.9	9.2	10.9	9.6
14-14-14	5	14.3	5.3	16.1	9.6	13.0	13.0
33-00-00	7	34.1	1.2	----	----	----	----
ALL GRADES, % OF GUAR.		103.7		100.1		104.7	
CV, %		7.7		7.8		12.3	
NUMBER OF ANALYSES		379		372		370	
Nashville, TN							
10-10-10	5	9.9	6.0	10.5	1.2	11.0	1.3
ALL GRADES, % OF GUAR.		104.3		101.6		106.4	
CV, %		8.4		3.1		7.3	
NUMBER OF ANALYSES		18		17		17	
WARNER FERTILIZER COMPANY Somerset, KY							
5-10-15	8	5.5	10.1	10.5	10.1	15.1	4.6
6-12-12	5	6.2	5.0	12.2	2.0	12.4	6.4
10-10-10	12	10.2	5.5	9.9	7.9	10.8	11.5
ALL GRADES, % OF GUAR.		105.4		101.5		104.0	
CV, %		8.0		8.2		8.3	
NUMBER OF ANALYSES		39		37		38	

TABLE 3. RESULTS OF THE SECONDARY AND MINOR ELEMENT ANALYSES OF OFFICIAL SAMPLES OF FERTILIZER. DEFICIENCIES ARE INDICATED WITH AN ASTERISK "*" AND MISBRANDING WITH AN "M"

COMPANY	SAMPLE NUMBER	GRADE	ELEMENT	GUARANTEED, %	FOUND, %
AGRICO CHEMICAL CO. Tulsa, OK	37229	24- 4- 8	Fe	1.00	1.42
	37454	5-10-15	Mg	2.00	3.50
Bowling Green, KY	37004	0-19-19	B	0.73	0.53*
			Horse Cave, KY	35449	0-25-25
BURLEY BELT CHEMICAL CO. Lexington, KY	37051	10- 0-15	B	0.12	0.13
			Cu	0.15	0.09*
FEDERAL CHEMICAL CO. Louisville, KY	36574	4-16- 4	Mg	0.50	3.20M
			Zn	0.05	0.03*
	37812	4-12-16	Mg	3.00	3.02
			Cu	0.05	0.03*
Zn	0.50	0.38*			
GRO-GREEN CHEMICAL CO. Shelbyville, KY	36919	0- 9-28	B	0.76	0.72
GRO-GREEN PAYNES, INC. Lexington, KY	36913	3- 1- 1	B	0.07	0.14M
			Cu	0.07	0.05*
			Zn	0.08	1.36M
A. H. HOFFMAN, INC. Landisville, PA	37859	5-10- 7	Fe	0.56	0.75
INTERNATIONAL MIN. & CHEM. INC. Florence, AL	35825	6-24-24	Mg	0.60	0.40*
MCCAULEY BROS. SEED CO. Versailles, KY	36915	14- 0-17	B	0.20	0.29
			Cu	0.12	0.10*
			Zn	0.17	0.13*
SMITH-DOUGLAS DIV. Russellville, KY	37684	6-21-18	Mg	0.50	0.29*
			Mn	0.05	1.00M
			Zn	0.05	0.09
	37685	7-21-10	Mg	0.50	0.29*
			Mn	0.05	0.94M
			Zn	0.05	0.09
SOUTHERN STATES COOP., INC. Louisville, KY	36920	0-12-40	B	0.45	0.58
S. S. HARDIN COOP. Elizabethtown, KY	35329	0-13-40	B	0.54	0.95
SWIFT FARM CENTER E. Bernstadt, KY	37191	10-10-15	Mg	0.50	0.36*
			Cu	0.05	0.03*
			Fe	0.10	0.32M
			Mn	0.05	0.09
			Zn	0.05	0.12M

TABLE 3. Continued

COMPANY	SAMPLE NUMBER	GRADE	ELEMENT	GUARANTEED, %	FOUND, %
SWIFT FARM CENTER E. Bernstadt, KY (continued)	37354	6-12-18	Mg	0.50	0.47
			Fe	0.10	0.40M
			Mn	0.05	0.05
			Zn	0.05	0.03*
SWIFT AGRI. CHEM. CORP. Hopkinsville, KY	36899	3-10-30	Mg	0.50	0.37*
			Cu	0.05	0.003*
			Mn	0.05	0.08
			Zn	0.05	0.11M
	36958	6-12-18	Cu	0.05	0.001*
			Mn	0.05	0.01*
			Zn	0.05	0.009*
	37421	5-20-20	Mg	0.50	0.36*
			Cu	0.05	0.01*
			Fe	0.10	0.40M
			Mn	0.05	0.23M
			Zn	0.05	0.24M
	37422	3-10-30	Mg	0.50	0.40*
			Cu	0.05	0.004*
			Fe	0.10	0.42M
			Mn	0.05	0.28M
Zn			0.05	0.25M	
37591	3-10-30	Mg	0.50	0.38*	
		Cu	0.05	0.005*	
		Mn	0.05	0.02*	
		Zn	0.05	0.05	
TEATER BROS. & ELLIOTT Danville, KY	36944	9- 9- 9	Zn	3.00	1.64*
USS AGRI-CHEMICALS Atlanta, GA	35265	5-20-20	Mn	0.05	0.05
			Zn	0.05	0.05
	35288	6-12-12	Mn	0.05	0.03*
			Zn	0.05	0.11M
	35289	10-10-10	Mn	0.05	0.03*
			Zn	0.05	0.05
	35308	10-10-10	Mn	0.05	0.04*
			Zn	0.05	0.04
	35309	5-20-20	Mn	0.05	0.04*
			Zn	0.05	0.03*
	35323	8-24-24	Mn	0.05	0.05
			Zn	0.05	0.04
	35325	6-12-12	Mn	0.05	0.06
			Zn	0.05	0.08
35326	5-20-20	Mn	0.05	0.05	
		Zn	0.05	0.06	
35328	10-10-10	Mn	0.05	0.05	
		Zn	0.05	0.07	

TABLE 3. Continued

COMPANY	SAMPLE NUMBER	GRADE	ELEMENT	GUARANTEED, %	FOUND, %
USS AGRI-CHEMICALS Atlanta, GA (continued)	35348	10-10-10	B	0.02	0.17M
			Mn	0.05	0.04
			Zn	0.05	0.04
	35538	10-10-10	Mn	0.05	0.04*
			Zn	0.05	0.04
	35539	5-20-20	Mn	0.05	0.03*
			Zn	0.05	0.02*
	36570	10-10-10	Mn	0.05	0.05
			Zn	0.05	0.06
	36599	10-10-10	Mn	0.05	0.03*
			Zn	0.05	0.04
	36653	10-10-10	Mn	0.05	0.03*
			Zn	0.05	0.02*
	36679	5-20-20	Mn	0.05	0.04
			Zn	0.05	0.05
	36682	10-10-10	Mn	0.05	0.03*
			Zn	0.05	0.05
	36697	6-12-12	Mn	0.05	0.04
			Zn	0.05	0.05
	36698	6-12-12	Mn	0.05	0.05
			Zn	0.05	0.05
	36702	14-14-14	Mn	0.05	0.05
			Zn	0.05	0.05
	36705	10-10-10	Mn	0.05	0.05
			Zn	0.05	0.07
	36706	10-10-10	Mn	0.05	0.03*
			Zn	0.05	0.04*
36730	10-10-10	Mn	0.05	0.10M	
		Zn	0.05	0.05	
36778	6-12-12	Mn	0.05	0.05	
		Zn	0.05	0.06	
36779	5-20-10	Mn	0.05	0.12M	
		Zn	1.00	0.62*	
36780	10-10-10	Mn	0.05	0.04	
		Zn	0.05	0.04	
36782	6-12-12	Mn	0.05	0.05	
		Zn	0.05	0.05	
36800	6-12-12	Mn	0.05	0.05	
		Zn	0.05	0.06	
36802	10-10-10	Mn	0.05	0.04*	
		Zn	0.05	0.03*	
36803	10-10-10	Mn	0.05	0.03*	
		Zn	0.05	0.03*	

TABLE 3. Continued

COMPANY	SAMPLE NUMBER	GRADE	ELEMENT	GUARANTEED, %	FOUND, %
USS AGRI-CHEMICALS Atlanta, GA (continued)	36805	6-12-12	Mn	0.05	0.05
			Zn	0.05	0.06
	36930	6-12-12	Mn	0.05	0.05
			Zn	0.05	0.06
	36979	5-20-20	Mn	0.05	0.06
			Zn	0.05	0.05
	36980	8-24-24	Mn	0.05	0.03*
			Zn	0.05	0.04*
	37023	10-10-10	Mn	0.05	0.04
			Zn	0.05	0.06
	37031	10-10-10	Mn	0.05	0.06
			Zn	0.05	0.06
	37033	10-10-10	Mn	0.05	0.05
			Zn	0.05	0.07
	37035	6-12-12	Mn	0.05	0.04
			Zn	0.05	0.05
	37099	5-20-20	Mn	0.05	0.06
			Zn	0.05	0.06
	37170	5-20-20	Mn	0.05	0.06
			Zn	0.05	0.05
	37204	10-10-10	Mn	0.05	0.23M
			Zn	0.05	0.09
	37223	6-12-12	Mn	0.05	0.04
			Zn	0.05	0.04
	37230	10-10-10	Mn	0.05	0.04
			Zn	0.05	0.04
	37244	5-10-30	Mn	3.00	2.76
			Zn	0.05	0.08
	37245	5-20-20	Mn	0.05	0.05
			Zn	0.05	0.05
37263	10-10-10	Mn	0.05	0.14M	
		Zn	0.05	0.08	
37296	5-20-20	Mn	0.05	0.03*	
		Zn	0.05	0.03*	
37301	10-10-10	Mn	0.05	0.04	
		Zn	0.05	0.04	
37303	10-10-10	Mn	0.05	0.03*	
		Zn	0.05	0.03*	
37498	10-10-10	Mn	0.05	0.04	
		Zn	0.05	0.06	
37516	10-10-10	Mn	0.05	0.06	
		Zn	0.05	0.08	

TABLE 3. Continued

COMPANY	SAMPLE NUMBER	GRADE	ELEMENT	GUARANTEED, %	FOUND, %
USS AGRI-CHEMICALS Atlanta, GA (continued)	37537	10-10-10	Mn Zn	0.05 0.05	0.07 0.07
	37620	7-28-28	Mn Zn	0.05 0.05	0.04 0.06
	37621	5-20-20	Mn Zn	0.05 0.05	0.08 0.08
	37622	10-10-10	Mn Zn	0.05 0.05	0.06 0.07
	37679	10-10-10	Mn Zn	0.05 0.05	0.06 0.09
	37689	10-10-10	Mn Zn	0.05 0.05	0.06 0.07
	37694	10-10-10	Mn Zn	0.05 0.05	0.09 0.12M
	37759	10-10-10	Mn Zn	0.05 0.05	0.13M 0.11M
	37761	5-20-20	Mn Zn	0.05 0.05	0.10M 0.10
	37765	5-20-20	Mn Zn	0.05 0.05	0.07 0.09
	37780	14-14-14	Mn Zn	0.05 0.05	0.04 0.06
	37785	15-40- 5	Zn	1.00	0.78*
	35280	5-20-20	Mn Zn	0.05 0.05	0.06 0.05
	35281	10-10-10	Mn Zn	0.05 0.05	0.06 0.05

TABLE 4. COMPANIES REGISTERED TO SELL FERTILIZERS IN KENTUCKY AS OF JUNE 30, 1975.

AG/GRO FERTILIZER CO. 28 HILL STREET WINCHESTER KY 40391	AGRICO CHEMICAL CO BOX 25 HENDERSON KY 42420
AG. SUPPLY CO INDUSTRIAL DR HOPKINSVILLE KY 42240	AGRICO CHEMICAL CO 307 W MAIN ST HODGENVILLE KY 42748
AGRI-CHEMICAL CORP. 14118 ST. CLAIR AVE. CLEVELAND OH 44110	AGRICO CHEMICAL CO BOX 575 HORSE CAVE KY 42749
AGRICO CHEMICAL CO NATL BK TULSA BLDG TULSA OK 74103	AGRICO CHEMICAL CO BOX 65 IRVINGTON KY 40146
AGRICO CHEMICAL CO WASHINGTON CH OH 43160	AGRICO CHEMICAL CO ROUTE 3 MADISONVILLE KY 42431
AGRICO CHEMICAL CO BOX 873 BOWLING GREEN KY 42101	AGRICO CHEMICAL CO MEMPHIS TN 38103
AGRICO CHEMICAL CO BOX 7 CECILIA KY 42724	AGRICO CHEMICAL CO BOX 86 MORGANFIELD KY 42437
AGRICO CHEMICAL CO BOX 8 CLARKSON KY 42726	AGRICO CHEMICAL CO 108 RIVER RD OWENSBORO KY 42302
AGRICO CHEMICAL CO BOX 395 CLAY KY 42404	AGRICO CHEMICAL CO BOX 284 RUSSELLVILLE KY 42276
AGRICO CHEMICAL CO FREDONIA KY 42411	AGRICO CHEMICAL CO SACRAMENTO KY 42372
AGRICO CHEMICAL CO BOX 145 HARTFORD KY 42347	AGRICO CHEMICAL CO SEYMOUR IN 47274

TABLE 4. Continued

AGRICO CHEMICAL CO
BOX 266
STURGIS KY 42459

AIR PRODUCTS & CHEMICALS INC.
P. O. BOX 467
PENSACOLA FL 32592

ALFCO INC
BOX 267
MARIETTA CH 45750

ALLEN CO. FARMERS SERVICE
409 EAST MAIN STREET
SCOTTSVILLE KY 42164

ALLENSVILLE CROP SERVICE
ALLENSVILLE KY 42204

ALLIED CHEM CORP-UNION TX PET
BOX 2120--AGR DEPT
HOUSTON TX 77001

AMERICAN CYANAMID CO.
P. O. BOX 400
PRINCETON NJ 08540

THE ANDERSONS, SPECIALTIES DIV
BOX 119
MAUMEE OH 43537

ANVIL MINERAL PRODUCTS CORP.
BOX Q
BAY SPRINGS MS 39422

ASKEW FARM SERVICE
ROUTE 1
HOPKINSVILLE KY 42240

ASSOCIATED VENTURES INC. (AVI)
1001 MANNHEIM RD.
BELLWOOD IL 60104

AYR WAY STORES
BOX 82
GRAND RAPIDS OH 43522

E M BAILEY DISTRIBUTING CO
1000 S 8TH ST
PADUCAH KY 42001

E M BAILEY DISTRIBUTING CO
BANDANA KY 42022

E M BAILEY DISTRIBUTING CO
MAYFIELD KY 42066

E M BAILEY CO
C/O OBION GRAIN CO
OBION TN 38240

BALLARD CO. COOP
LA CENTER KY 42056

BECKING SEED & FERTILIZER INC.
BOX K
BERNIE MO 63822

BEREA FARM SERVICE
BOX 150-PROSPECT ST.
BEREA KY 40403

BIG FOUR FEED & IMPLEMENT CO
BOX 453
SCOTTSVILLE KY 42164

BIG 4 FERT & CHEM CO.
ROUTE #1
BARDSTOWN KY 40004

BIOCHEMICAL RES & DEV CORP
313 E ANDERSON LANE
AUSTIN TX 78752

TABLE 4. Continued

BISHOP CO.-DIV LEBANON CHEM P. C. BOX 317 LEBANON PA 17042	BURLEY BELT CHEMICAL CO. P. C. BOX 310 CYNTHIANA KY 41031
BLACK LEAF PRODUCTS CO 667 N STATE ST ELGIN IL 60120	BURLEY BELT CHEMICAL CO. BOX 130 LONDON KY 40741
BORDEN CHEMICAL-DIV BORDEN INC COLUMBUS OH 43215	BURLEY BELT CHEMICAL CO. BOX 306 FERGUSON KY 42533
BOURBON FARM SERVICE 1488 SOUTH MAIN ST. PARIS KY 40361	BURLEY BELT CHEMICAL CO. ROUTE 1 GEORGETOWN KY 40324
BRANDT CHEMICAL CO. BOX 276 PLEASANT PLNS IL 62677	BURLEY BELT CHEMICAL CO. WAREHOUSE HARRODSBURG KY 40330
OTIS BRYANT & SON MILLING CO. CANEVILLE KY 42721	BURLEY BELT CHEMICAL CO. WHSE RT. 2 RUSSELL SPRNG KY 42642
RAY BRYANT & SON 130 THOMAS AVE BOWLING GREEN KY 42101	BURLEY BELT CHEMICAL CO. WAREHOUSE STANFORD KY 40484
BUNTON SEED CO. 939 E JEFFERSON ST. LOUISVILLE KY 40206	BURLEY BELT-BAKER BOX 108 VERONA KY 41092
BURKHART FEED MILL BOX 127 AUBURN KY 42206	H. D. CAMPBELL COMPANY CAMPBELL BLDG. ROCHELLE IL 61068
BURKESVILLE FERTILIZER PLANT BURKESVILLE KY 42717	CAMPBELLSVILLE CROP SERVICE P O BOX 7 CAMPBELLSVILL KY 42718
BURLEY BELT CHEMICAL CO. BOX 5150 LEXINGTON KY 40505	CARLISLE FERTILIZER BOX 175 BARDWELL KY 42023

TABLE 4. Continued

DONALD CARNEY & SON RT. 1 SPRINGFIELD KY 40069	CHEVRON CHEMICAL CO-ORTHO DIV 940 HENSLEY ST RICHMOND CA 94801
CAUDILL SEED CO. BOX 348 SHELBYVILLE KY 40065	CHILEAN NITRATE SALES CORP. 1 WORLD TRADE CTR NEW YORK NY 10048
CAYCE LIME & FERTILIZER ROUTE 4 FULTON KY 42041	CHRISTIAN CO. SUPPLY CO. SKYLINE DRIVE HOPKINSVILLE KY 42240
C & D STORE MACKVILLE KY 40040	CIBA-GEIGY. CORP. P.O. BOX 11422 GREENSBORO NC 27409
CENTRAL KY AERIAL SPRAY INC. BOX 509 DANVILLE KY 40422	CIRCLE O FARM CENTER MARION KY 42064
C.F. CHEMICALS, INC. PO BOX 1479 BARTOW FL 33830	COLUMBIA NITROGEN COOP. P. O. BOX 4462 MACON GA 31208
CF INDUSTRIES INC 100 SO. WACKER DR. CHICAGO IL 60606	COMINCO AMERICAN INC 818 W RIVERSIDE AVE SPOKANE WA 99201
CHEMICAL DYNAMICS CORP. 1049 W. WILSON AVE. CHICAGO IL 60640	COMMERCIAL SOLVENTS CORP. 245 PARK AVENUE NEW YORK NY 10017
CHEMICAL FERTILIZERS SERVICES P.O. BOX 18 VINCENNES IN 47591	CONTINENTAL PEAT CO. P O BOX 7368 TOLEDO OH 43615
CHEM-LAWN CORP 5532 SHIER-RINGS RD DUBLIN OH 43017	COOK UNITED, INC. CLEVELAND OH 44137
CHEVRON CHEMICAL CO. P.O. BOX 242 FORT MADISON IA 52627	CRAFTON & DUNCAN INC 1228 2ND ST HENDERSON KY 42420

TABLE 4. Continued

CRITTENDEN CO. FARM SUPPLY MARION KY 42064	FAESY & BESTHOFF INC 143 RIVER RD EDGEWATER NJ 07020
CULBAC INTERNATIONAL INC. 106 W 2950 SOUTH SALT LAKE CIT UT 84115	FARMERS CHEMICAL CO. BOX 87 HARRISON TN 37341
DELTA CORPORATION WYNNBURG TN 38077	FARMERS FERTILIZER COMPANY P. O. BOX 127 SMITHS GROVE KY 42171
D H & R CO., INC. P.O. BOX 333 LA PORTE IN 46350	FARMERS GIN COMPANY BOX 95 CLINTON KY 42031
DOW CHEMICAL 2030 DOW CENTER MIDLAND MI 48640	FARMERS MART P. O. BOX 247 LAGRANGE KY 40031
E I DUPONT DE NEMOURS CO 7056 DUPONT BLDG WILMINGTON DE 19899	FARMERS SUPPLY & PRODUCE CO. MONTICELLO KY 42633
ELANCO PRODUCTS COMPANY 740 SO. ALABAMA ST. INDIANAPOLIS IN 46206	FARMLAND INDUSTRIES INC. P. O. BOX 7305 KANSAS CITY MO 64116
ELKTON CROP SERVICE ROUTE 2 GUTHRIE KY 42234	FAYETTE SEED CO 630 SC BROADWAY LEXINGTON KY 40508
ENCAP PRODUCTS CO BOX 278 MT PROSPECT IL 60056	FEDERAL CHEMICAL CO HUMBOLDT TN 38343
E-Z-FLO CHEMICAL CO. 701 KODERLY DRIVE COLUMBUS OH 43228	FEDERAL CHEMICAL CO 1400 SOUTH HANCOCK LOUISVILLE KY 40217
E-Z FLC CHEMICAL COMPANY 1091 WEST HIGH ST. LEXINGTON KY 40501	FEDERAL CHEMICAL CO 646 STARKS BLDG. LOUISVILLE KY 40202

TABLE 4. Continued

FEDERAL CHEMICAL CO P. C. BOX 7605 NASHVILLE TN 37209	GARRARD FARM SERVICE LANCASTER KY 40444
FELTY CROP SERVICE BOX 245 BEAVER DAM KY 42320	GENES AG SUPPLY BOX 187 STURGIS KY 42459
FERMA-GRO CORP (FOR DIBA) 101 HANSEN RD BOX 68 STORM LAKE IA 50588	GLASGCW FERTILIZER CO. BOX 198 GLASGOW KY 42141
FIRSTMISS, INC. BOX 328 FORT MADISON IA 52627	GLASGOW TRADING CENTER GLASGOW KY 42141
FRANKLIN CROP SERVICE ROUTE 3 FRANKLIN KY 42134	W R GRACE & CO-DAV CHEM DIV BARTOW FL 33830
FRASIER SUPPLY CO. 104 TRABUE ST. GLASGOW KY 42141	W R GRACE & CO-AGR PROD DIV R R #4 BOWLING GREEN KY 42101
FREE FLOW FERTILIZER CO. P. C. BOX 119 MAUMEE OH 43537	W R GRACE & CO-AGR PRODD DIV CADIZ KY 42211
GALLATIN CO. FARM SVC WARSAW KY 41095	W R GRACE & CO BOX 148 COLUMBUS OH 43216
GAMALIEL BULK FERTILIZER INC RT #1 TCMPKINSVILLE KY 42157	W R GRACE & CO AGRI PROD DIV EKRON KY 40117
GARDINIER INC BOX 3269 TAMPA FL 33601	W R GRACE & CO-AGR PROD DIV GUTHRIE KY 42234
GARDINIER BIG RIVER INC P. C. BOX 3269 TAMPA FL 33601	W R GRACE & CO BOX 257 LA CENTER KY 42056

TABLE 4. Continued

W R GRACE & CO-AGR PROD DIV HOPKINSVILLE KY 42240	GREEN VALLEY FARM SUPPLY ATTN-R. D. WOOD CALHCUN KY 42327
W R GRACE & CC AGRI CHEM GROUP 100 W MAIN ST MEMPHIS TN 38103	GREEN VALLEY FARM SUPPLY ISLAND KY 42350
W R GRACE & CC-AGRI PROD DIV P O BOX 7655 NASHVILLE TN 37203	GREENAID CO. JONATHAN INDSTR L CTR CHASKA MN 55318
W R GRACE & CO AGR PROD DIV BOX 742 NEW ALBANY IN 47150	GRC-GREEN CHEMICAL CO., INC. BOX 388 SHELBYVILLE KY 40065
GRAVES CO. SOIL IMP. ASSN. MAYFIELD KY 42066	GRC-GREEN SALES CO. BOX 493 LEBANON KY 40033
THE GREAT A&P TEA CO. P O BOX 300 LOUISVILLE KY 40201	GRO-GREEN PAYNES, INC. ROUTE 6 LEXINGTON KY 40507
GREAT GREENERY CO. 454 GERMANTOWN AVE. LAFAYETTE HIL PA 19444	GROVE COMPOST CO, INC. BOX 570 D FRANKSVILLE WI 53126
GREEN CO. FARM SUPPLY 115 SOUTH MAIN ST GREENSBURG KY 42743	GROWERS CHEMICAL CORPORATION MILAN OH 44846
GREENLIFE PRODUCTS COMPANY P. C. BOX 72 WEST POINT VA. 23181	GUTHRIE FARM SERVICE BOX 191 EMINENCE KY 40019
GREEN LIGHT CO P O BOX 16192 SAN ANTONIO TX 78216	HANCOCK COUNTY FARM SUPPLY HAWESVILLE KY 42348
GREEN THUMB PRODUCTS DRAWER 760 APOPKA FL 32703	HAWKEYE SUPPLY CO. 1418 FABRICON BLVD JEFFERSONVILL IN 47130

TABLE 4. Continued

HELENA CHEMICAL CO.
5100 PCPLAR AVE.
MEMPHIS TN 38137

HELENA CHEMICAL CO.
2441 PRODUCTION DR
INDIANAPOLIS IN 46241

HERCULES INC
900 LIFE OF GA TOWER
ATLANTA GA 30308

HERITAGE HOUSE PRODUCTS
300 LAKE RD
MEDINA OH 44256

HIGHLAND DISTRIBUTORS INC
SADLERSVILLE TN 37154

GEO W HILL & CO INC
801C DIXIE HIWAY
FLORENCE KY 41042

HOBBS FEED & SUPPLY CO.
BCX 48
FANCY FARM KY 42039

A. H. HOFFMAN, INC.
LANDISVILLE PA 17538

CLIFTON HOLLINGSWORTH
MUDLICK KY 42158

HOWE-HILLIARD GRAIN CO.
MAYFIELD KY 42066

HUSTONVILLE FARM SERVICE
HUSTONVILLE KY 40437

HUTSON CHEMICAL COMPANY
103 MAPLE ST.
MURRAY KY 42071

HYDROPONIC CHEM CO
P O BOX 4300
CCPLEY OH 44321

INTER-AMERICAN ENVIRON CORP
1010 DENISON AVE
CLEVELAND OH 44109

INTERNATIONAL MIN & CHEM CORP
P. O. BOX 158
FLORENCE AL 35630

INTERNATIONAL SPIKE INC
462E HIGH ST
LEXINGTON KY 40508

JOHNSON CITY CHEMICAL INC.
P. C. BOX 760
JOHNSON CITY TN 37601

JONES-WILLIS CORP.
141 E. 3RD ST.
HEREFORD TX 79045

KAISER AGRICULTURAL CHEMICALS
P. O. BOX 246
SAVANNAH GA 31402

KAISER AGRICULTURAL CHEMICALS
P. O. BOX E
SULLIVAN IL 61915

KAISER AGRICULTURAL CHEMICALS
P. O. BOX 471
W. DES MOINES IA 50265

KALO LABORATORIES
10236 BUNKER RIDGE
KANSAS CITY MO 64137

TABLE 4. Continued

G. T. KASEY IRVINGTON KY 40140	LAWN-A-MAT CHEM. & EQUIP. CO. PO BOX 204 CALDWELL NJ 07006
KENTUCKY FERTILIZER WORKS 222 COOK AVE. WINCHESTER KY 40391	LEBANON CHEMICAL CO. P. O. BOX 180 LEBANON PA 17042
KERR-MCGEE FARM CENTER P. O. BOX "K" CADIZ KY 42211	LILLY BROS. SEED CO. INC. SKYLINE DR HOPKINSVILLE KY 42240
KERR-MCGEE CHEMICAL CORP. P. O. BOX 8 COTTONDALE FL 32431	LINCOLN FARM SERVICE STANFORD KY 40484
KERR-MCGEE CHEMICAL CORP. ROUTE 2 FREDONIA KY 42411	LIVINGSTON CO. FARM SUPPLY SMITHLAND KY 42081
KERR-MCGEE FARM CENTER GUTHRIE KY 42234	LIVINGSTON COUNTY COOP. BOX 38 SMITHLAND KY 42081
KERR-MCGEE FARM CENTER % PIERCE & WILLIAMS HERNDON KY 42236	LOUISVILLE CHEMICAL CO. 601 E JEFFERSON ST. LOUISVILLE KY 40202
KERR-MCGEE CHEMICAL CORP KERR-MCGEE BLDG OKLAHOMA CITY OK 73125	MCCAULEY BROS SEED CO 111 BROADWAY VERSAILLES KY 40383
KERR-MCGEE FARM CENTER P. O. BOX 129 PEMBROKE KY 42266	MAPCO INC. INDIAN POINT DIV. ATHENS IL 62613
KOCS, INC. 4500 13TH COURT KENOSHA WI 53140	MARICO, INC. P. O. BOX 940 OCALA FL 32670
S. S. KRESGE CO. 3100 W. BIG BEAVER TROY MI 48084	MARSHALL CO. SOIL IMP ASSN BOX 127 BENTON KY 42025

TABLE 4. Continued

MARTREX, INC. P.O. BOX 159 CHANFASSEN MN 55317	MINN MINING & MFG CO 3M CENTER BLDG 209 ST PAUL MN 55101
J J MAUGET CO INC 2838 N NACMI ST BURBANK CA 91504	MISSISSIPPI CHEMICAL CORP BOX 388 YAZOO CITY MS 39194
MAYFIELD MILLING CO NORTH NINTH ST MAYFIELD KY 42066	MONSANTO AGRI CENTER BOX 203 SLAUGHTERS KY 42456
MEACHEM NITROGEN SERVICE RT 3-BOX 188 MORGANFIELD KY 42437	MONSANTO COMPANY 800 N LINDBERGH ST. LOUIS MO 63166
MEADE FARMERS SUPPLY BRANDENBURG KY 40108	MONTGOMERY WARD CHICAGO IL 60607
MELLOW VALLEY PRODUCTS CO. P. O. BOX 540 SYLACAUGA AL 35150	MCGRE-HUTCHESON CO. MORGANTOWN KY 42261
METCALFE CO. FARMERS SUPPLY EDMONTON KY 42129	MORRISON FARM SVC HODGENVILLE KY 42748
MEDINA AGRICULTURE PRODUCTS P O BOX 309 HENDO TX 78861	MUNI CHEM CORPORATION P.O. BOX 8148 MILWAUKEE WI 53223
MILES FARM SUPPLY RT 3 OWENSBORO KY 42301	M-S FARM SERVICE RT #3 BOX 387 HENDERSON KY 42420
MILES FARM SUPPLY, INC. CARTER & KELLER RDS. OWENSBORO KY 42301	NA-CHURS PLANT FOOD COMPANY 421 MONROE STREET MARION OH 43302
MILES FARM SUPPLY, INC. HWY 431S CWENSBORO KY 42301	NATURAL DEVELOPMENT CO BOX 215 BAINBRIDGE PA 17502

TABLE 4. Continued

NATURE'S BEST FARMS P. C. BOX 487 LAKE FOREST IL 60045	ORGANIC COMPOST COMPANY GERMANTOWN WI 53022
NEW PLANT LIFE PO BOX 45 LA PCRTE IN 46350	ORGANIC LABORATORIES, INC. 505C WESTHEIMER #411 HCUSTON TX 77027
NORTH AMERICAN FERTILIZER CO. 1419 S. PRESTON LCUISVILLE KY 40217	ORGANIC RECYCLING 967 S. MATLOCK ST. WEST CHESTER PA 19380
NORTHRUP, KING & CO. 1500 JACKSON ST. NE MINNEAPOLIS MN 55413	ORGNICS INC. P. O. BOX 3057 WINSTON-SALEM NC 27102
OBICN GRAIN CO OBION TN 38240	ORGNICS INC. P. O. BOX 543 SLATERSVILLE RI 02876
OCCIDENTAL CHEM CO. NORTH REG P. C. BOX 28469 ST. LOUIS MO 63141	ORGRD PRODUCTS CO. BOX 221 DAYTON OH 45401
OCCIDENTAL CHEMICAL CO. BOX 1347 SIOUX FALLS SD 57101	OTASCO BOX 885 TULSA OK 74102
CHIO VALLEY FERTILIZER, INC. BOX 36 MAYSVILLE KY 41056	PARKER FERTILIZER CO. P. C. BOX 540 SYLACAUGA AL 35150
OLDHAM BROS FULTON AVE SHAWNEETOWN IL 62984	PARRISH SHOP & SALES RT4. BOX 578 HENDERSON KY 42420
OLIN CORPORATION 120 LONG RIDGE RD. STAMFORD CT 06904	PAYGRD DIV MEAD CORP 118 W FIRST ST DAYTON OH 45402
OLIN CORP AGRI DIV P. C. BOX 991 LITTLE ROCK AR 72203	PEACHEYS STORE & SADDLERY GUTHRIE KY 42234

TABLE 4. Continued

J C PENNEY CO
1301 AVE OF AMERICAS
NEW YORK NY 10019

ROBERT B. PETERS, INC.
2833 PENNSYLVANIA ST
ALLENTOWN PA 18104

J. PETTY CO.
P O BOX 151
GRACEY KY 42232

PHELPS FARM SERVICE
424 SOUTH THIRD ST.
PADUCAH KY 42001

PIPES FEED & FERTILIZER INC
BOX 723
WINCHESTER KY 40391

PLANT MARVEL LABORATORIES
624 W 119TH ST.
CHICAGO IL 60628

PLANTABBS CORP.
TIMONIUM MD 21093

POORES FERT & CHEMICALS INC
ROUTE #3
ALBANY KY 42602

PRICES MILL FARM SUPPLY
ROUTE #2
FRANKLIN KY 42134

PRINCETON GRAIN & SUPPLY CO.
P.O. BOX 388
PRINCETON KY 42445

RAIN BIRD NATIONAL SALES
7045 N. GRAND AVE.
GLENDDORA CA 91740

RA-PID-GRCW CORPORATION
88 OSSIAN STREET
DANSVILLE NY 14437

RHODES FEED MILL
ROUTE 1
MAYFIELD KY 42066

RHODIA INC. AGRI. DIV.
23 BELMONT DR
SCMERSET NJ 08873

RICH POND CROP SERVICE
RT. #4
BOWLING GREEN KY 42101

ROBIN JONES PHOSPHATE CO
BOX 50236
NASHVILLE TN 27205

ROCKLAND CHEMICAL CO
BOX 204
CALDWELL NJ 07006

ROSS DANIELS INC
1720 FULLER RD
W DES MOINES IA 50265

ROYSTER COMPANY
BOX 1940
NORFOLK VA 23501

WILLIAM RUDY & SON
BANDANA KY 42022

SACRAMENTO FEED MILL, INC.
BOX 246
SACRAMENTO KY 42372

SATUREX INC.
4555 N. BROADWAY
CHICAGO IL 60640

TABLE 4. Continued

SCHGCHCH CROP SERVICE ROUTE 5 RUSSELLVILLE KY 42276	SMITHS GROVE FERTILIZER CO BOX E SMITHS GROVE KY 42171
SCHULTZ COMPANY 11730 NORTHLINE MARYLAND HGTS MD 63043	SMYLES LABORATORIES, INC. 6908 CRESTON RD., MINNEAPOLIS MN 55435
SCIENCE PRODUCTS CO, INC 5801 NO. TRIPP CHICAGO IL 60646	SOUTH FULTON LIME & FERT., INC. P.O. BOX 66 SOUTH FULTON TN 42041
SCOTTSVILLE FERTILIZER CO SCOTTSVILLE KY 42164	SOUTHERN IMPORTERS, INC. P. O. BOX 8616 GREENSBORO NC 27410
O. M. SCOTT & SONS MARYSVILLE OH 43040	SOUTHERN STATES COOP., INC. CURTIS BAY BALTIMORE MD 21226
SEABOARD SEED COMPANY BRISTOL IL 60512	SOUTHERN STATES COOP., INC. ROUTE 5, BOX 70 BRISTOL VA 24201
SEARS, ROEBUCK & COMPANY SEARS TOWER CHICAGO IL 60684	SOUTHERN STATES COOP., INC. BOX 7611 CHESAPEAKE VA 23324
SEWERAGE COM., CITY MILWAUKEE BOX 2079 MILWAUKEE WI 53201	SOUTHERN STATES COOP., INC. BOX 1656 RICHMOND VA 23213
SIMPSON MILLING CO WAYNESBURG KY 40489	SOUTHERN STATES COOP., INC. BOX 13065 C. T. STA LOUISVILLE KY 40213
SMITH-DOUGLAS DIV P O BOX 438 RUSSELLVILLE KY 42276	SOUTHERN STATES COOP., INC. BOX 408 RUSSELLVILLE KY 42276
SMITH-DOUGLASS, BORDEN INC. BOX 419 NORFOLK VA 23501	SOUTHERN STATES COOP., INC. BOX 516 WINCHESTER KY 40391

TABLE 4. Continued

S.S. BARDSTOWN COOP. 403 CATHEDRAL MANOR BARDSTOWN KY 40004	S.S. COOP FULTON SVC 201 CENTRAL AVE. FULTON KY 42041
SS BOWLING GREEN COOP 920 CLAY STREET BOWLING GREEN KY 42101	S.S. GEORGETOWN COOP. BOX 514-US 460 GEORGETOWN KY 40324
S. S. BRECK COOP. ROUTE 1 HARDINSBURG KY 40143	S.S. GLASGOW COOP 504 WEST FRONT ST. GLASGOW KY 42141
S.S. CCCP-CALDWELL SERVICE ROUTE #3 PRINCETON KY 42445	S.S. GRAYSON COOP PO BOX 547 GRAYSON KY 41143
S. S. CAMPBELLSVILLE COOP. P. O. BOX 428 CAMPBELLSVILLE KY 42718	S. S. GREENVILLE SERVICE W. DEPOT ST. GREENVILLE KY 42345
S.S. CARLISLE COOP MAIN STREET CARLISLE KY 40311	S.S. HARDIN COOP ROUTE 2 -- BOX 175 ELIZABETHTOWN KY 42701
S.S. CLARK COOP PENDLETON STREET WINCHESTER KY 40391	S.S. HARRODSBURG COOP P. C. BOX 308 HARRODSBURG KY 40330
S. S. COOP, CLAY PETROL SVC P. C. BOX 175 CLAY KY 42404	S.S. HENDERSON COOP 146 MCKINLEY ST HENDERSON KY 42420
S.S. CYNTHIANA COOP P.O. BOX 343 CYNTHIANA KY 41031	S.S. HENRY COOP BOX 167-EAST ELM ST. EMINENCE KY 40019
S.S. FLEMINGSBURG COOP P.O. BOX 167 FLEMINGSBURG KY 41041	S.S. HOPKINSVILLE COOP 501 EAST 13TH ST HOPKINSVILLE KY 42240
S.S. FRANKFORT COOP DAILEY AVENUE FRANKFORT KY 40601	S.S. HORSE CAVE COOP 206 S. DIXIE HWY HORSE CAVE KY 42749

TABLE 4. Continued

S.S. IRVINGTON SERVICE IRVINGTON KY 40146	S.S. COOP. MOREHEAD SVC P. O. BOX 366 MOREHEAD KY 40351
S.S. LAGRANGE COOP 2ND & WASHINGTON STS LA GRANGE KY 40031	S.S. MORGANFIELD COOP 304 N. TOWNSEND ST. MORGANFIELD KY 42437
S.S. LAWRENCEBURG COOP R. R. #3 LAWRENCEBURG KY 40342	S.S. OWENSBORO COOP 800 CRABTREE AVENUE OWENSBORO KY 42301
S.S. LEBANON COOP. 215 DEPOT STREET LEBANON KY 40033	S.S. OWENTON COOP OWENTON KY 40359
S. S. LEITCHFIELD COOP 118 W. WHITE OAK ST. LEITCHFIELD KY 42754	S.S. PENDLETON COOP P.O. BOX 231-RT. #2 FALMOUTH KY 41040
S.S. LEXINGTON COOP 949 PINE ST. LEXINGTON KY 40508	S. S. COOP--RICHMOND SERVICE P.C. BOX 299 RICHMOND KY 40475
S.S. LONDON COOP P.O. BCX 604 LONDON KY 40741	S.S. RUSSELLVILLE COOP P.O. BOX 309 RUSSELLVILLE KY 42276
S.S. LOUISVILLE COOP P.O. BOX 13231 LOUISVILLE KY 40213	S.S. SHELBYVILLE COOP. 7TH & BRADSHAW STS. SHELBYVILLE KY 40065
S.S. COOP. MANCHESTER SV 102 THIRD ST. MANCHESTER KY 40962	S.S. SIMPSON COOP 301 FINN ST-BOX 210 FRANKLIN KY 42134
S.S. MADISONVILLE COOP 130 N. SEMINARY ST. MADISONVILLE KY 42431	S.S. SCMERSET COOP BOX 500-N. HWY 27 SCMERSET KY 42501
S.S. MAYSVILLE COOP BOX 668-US 68 S. MAYSVILLE KY 41056	S.S. COOP-TODD SVC. P. C. BOX 278 ELKTON KY 42220

TABLE 4. Continued

S. S. COOP-VANCEBURG SVC.
1015 FAIRLANE DR.
VANCEBURG KY 41179

SPARTA FERTILIZER INC.
SPARTA KY 41086

SPENCER FARM SERVICE
TAYLORSVILLE KY 40071

SPRINGFIELD FARM SERVICE
ROUTE #2
SPRINGFIELD KY 40069

THE STADLER FERTILIZER CO.
BOX 82
GRAND RAPIDS OH 43522

STANLEY CROP SERVICE
STANLEY KY 42375

STANLEY CROP SVC/SMITH-DOUGLAS
BOX 419
NORFOLK VA 23501

STERNS NURSERIES INC
404 WILLIAM STREET
GENEVA NY 14456

STEWART FERTILIZER SERVICE
MT. VERNON KY 40456

STIM-U-PLANT LABORATORIES
2077 PARKWOOD AVE.
COLUMBUS CH 43219

SWIFT AGRI CHEM CORP
111W JACKSON BLVD
CHICAGO IL 60604

SWIFT FARM CENTER
% BUGG BROS
CLINTON KY 42031

SWIFT CHEMICAL CO.
COLUMBIA KY 42728

SWIFT CHEMICAL CO.
C/O MARTIN & DEWEESE
CUNNINGHAM KY 42035

SWIFT FARM CENTER
E BERNSTADT KY 40729

SWIFT AGRICULTURAL CHEM. CORP.
P.O. BOX 191
E. ST. LOUIS, IL 62202

SWIFT CHEMICAL CO.
% TODD CTY GRAIN CO.
ELKTON KY 42220

SWIFT AGRICULTURAL CHEM CORP
BOX 548
HOPKINSVILLE KY 42240

SWIFT CHEMICAL CO.
% MORGANTOWN FD MILL
MORGANTOWN KY 42261

SWIFT AGRICULTURAL CHEM CORP
S ESTILL AVE
RICHMOND KY 40475

TAYLOR SEED COMPANY
GEORGETOWN KY 40324

TEATER & CASSITY FARM SERVICE
THIRD & DEPOT STREET
NICHOLASVILLE KY 40356

TABLE 4. Continued

TEATER BRCS & ELLIOTT
BOX 113
DANVILLE KY 40422

TRIMBLE COOP, INC.
MILTON KY 40045

TENNESSEE FARMERS COOPERATIVE
LAVERGNE TN 37086

TRIPLE T GRAIN & FERTILIZER
R R #1
VINCENNES IN 47591

TEXAS SULPHUR PRODUCTS CO.
2801 W OSBORN RD.
PHOENIX AZ 85017

UNION FERTILIZER
BOX 87
MORGANFIELD KY 42437

TEXAS SULPHUR PRODUCTS CO. INC
1502 PRIMROSE LANE
BCRGER TX 79007

USS AGRI-CHEMICAL
RT. 1
ADAIRVILLE KY 42202

THOMPSON SALES COMPANY
P. O. BOX 246
MONTGOMERY AL 36101

USS AGRI-CHEMICALS
P. O. BOX 1685
ATLANTA GA 30301

TOBACCO STATES CHEMICAL CO.
BOX 479
LEXINGTON KY 40501

USS FARM SERVICE CENTER
BOX 87
CAMPBELLSVILL KY 42718

TODD COUNTY SEED
TRENTON KY 42286

USS AGRI-CHEMICALS
685 DEKALB IND. WAY
DECATUR GA 30033

TOMPKINSVILLE FERTILIZER CO.
TOMPKINSVILLE KY 42167

USS AGRI-CHEMICALS
400 WATER ST
FRANKLIN KY 42134

TRANSVAAL, INC.
P.O. BOX 69 MARSHALL
JACKSONVILLE AR 72076

USS AGRI-CHEMICALS
GUTHRIE KY 42234

TRANSVAAL, INC.
P. O. BOX 25
POWDER SPRNGS GA 30073


USS AGRI-CHEMICALS
HARDINBURG KY 40143

TRI-CTY FARM SUPPLY
BOX 495, US 25E
CORBIN KY 40701

USS AGRI-CHEMICALS
14TH & WATT ST.
JEFFERSONVILL IN 47130

TABLE 4. Continued

USS AGRI-CHEMICALS P. O. BOX 7745 NASHVILLE TN 37209	WABASH VALLEY SERVICE CO. 909 NCRTH COURT GRAYVILLE IL 62844
USS-AGRI-CHEMICALS BOX 90447 NASHVILLE TN 37209	WARNER FERTILIZER CO COLUMBIA KY 42728
USS FARM SERVICE CENTER BOX 128 UTICA KY 42376	WARNER FERTILIZER CO PO BOX 764 SCMERSET KY 42501
U. S. STEEL CORP-FAIRFIELD P. O. BOX 599 FAIRFIELD AL 35064	WARNER FERTILIZER CO RUSSELL SPRNG KY 42642
U S STEEL CORP GRANT BLDG ROOM 5988 PITTSBURGH PA 15230	WEGRO INC. THIRD ST. GRAND RAPIDS OH 43522
THE VANCE CO. P. O. BOX 588 CHILHOWIE VA 24319	N B WHEELER & SON BOX 8 SEDALIA KY 42079
THE VANCE CO. FERTILIZER DIV. EWING VA 24248	MR. WIGGS 23175 COMMERCE PK RD CLEVELAND OH 44122
VENTURI, INC. 1610 ROLLINS RD BURLINGAME CA 94010	WOODFORD FEED CO., INC. VERSAILLES KY 40383
VICKSBURG CHEMICAL CO. P. O. BOX 3 VICKSBURG MS 39180	YODER COMPOST, INC. RR #1 ARCHBOLD OH 43502
VISTRON CORP. BOX 628 LIMA OH 45802	
VOLUNTARY PURCHASING GROUPS BOX 460 BONHAM TX 75418	



2.2M--11-75