

KENTUCKY BASKETBALL 1980.81



THE WILDCATS

1980-81 UNIVERSITY OF KENTUCKY BASKETBALL SCHEDULE

DATE	DAY	OPPONENT	SITE	TIME*
Nov. 29	Sat.	EAST TENNESSEE STATE (UK TV—Delayed)	LEXINGTON	7:30
Dec. 3	Wed.	OHIO STATE (UK TV)	LEXINGTON	7:35
Dec. 6	Sat.	Indiana (UK TV)	Bloomington	4:05
Dec. 13	Sat.	KANSAS (UK TV—Delayed)	LEXINGTON	7:30
Dec. 19	Fri.	UKIT: Alabama-Birmingham vs. Idaho State; Alaska vs. UK	LEXINGTON	7:05
Dec. 20	Sat.	UKIT: Consolation and Championship (UKTV)		& 9:05
Dec. 27	Sat.	Notre Dame (UK TV)	Louisville	7:35
Dec. 30	Tue.	MAINE (UK TV—Delayed)	LEXINGTON	7:30
Jan. 3	Sat.	GEORGIA (SEC TV)	LEXINGTON	2:05
Jan. 7	Wed.	Auburn	Auburn	8:30
Jan. 10	Sat.	TENNESSEE (SEC TV)	LEXINGTON	3:35
Jan. 14	Wed.	MISSISSIPPI (UK TV—Delayed)	LEXINGTON	7:30
Jan. 17	Sat.	Alabama (SEC TV)	Tuscaloosa	9:05
Jan. 19	Mon.	Louisiana State (SEC TV)	Baton Rouge	9:05
Jan. 21	Wed.	FLORIDA (UK TV—Delayed)	LEXINGTON	7:30
Jan. 24	Sat.	Vanderbilt	Nashville	8:30
Jan. 28	Wed.	MISSISSIPPI STATE (UK TV—Delayed)	LEXINGTON	7:30
Jan. 31	Sat.	Georgia (SEC TV & SPLIT NATIONALLY)	Athens	1:35
Feb. 4	Wed.	AUBURN (UK TV—Delayed)	LEXINGTON	7:30
Feb. 7	Sat.	Tennessee	Knoxville	7:30
Feb. 11	Wed.	Mississippi (SEC TV)	Oxford	9:05
Feb. 14	Sat.	ALABAMA (UK TV—Delayed)	LEXINGTON	7:30
Feb. 18	Wed.	Florida	Gainesville	7:30
Feb. 21	Sat.	VANDERBILT (UK TV—Delayed)	LEXINGTON	7:30
Feb. 25	Wed.	Mississippi State	Starkville	8:30
Mar. 1	Sun.	LOUISIANA STATE (SEC & SPLIT NATIONALLY)	LEXINGTON	1:05
Mar. 4-7		Southeastern Conf. Tournament (SEC TV)	Birmingham	

*All times Eastern Standard

**University of Kentucky
Basketball Facts — 1980-81**

INDEX

All-Americans, All-NCAA	104-110	Roster	41
All-SEC	109	Rupp Arena	24
Athletics Director	10	Schedule	Inside Front
Administrative Staff	20-21	Scorers, All-Time	74
Athletics Association	13	Scores, Game-by-Game	115-131
Athletics Staff	8 & 23	Season Record, 1979-80	69
Attendance Records	13	Southeastern Conference	
Award Winners (Annual)	99-103	Champions by the Years	150
Basketball Staff		Composite Standings	88
Coach Hall	14-17	1979-80 Standings	88
Hamilton	18	Television Network	150
Dean	18	Sports Information	22
Chambers	19	Starting Combos	71
Lancaster	19	Statistics, 1979-80	68
Coaches Through the Years	73	Time Played — High Game	71
Fabulous Five	62	Tournament Trail	95-98
Frosh All-Time Records	84	Travel Headquarters	62
Hall of Fame	12 & 103	UKIT	90-96
Helm's Selections	12	University of Kentucky	
Home Floor Losses	89	General Information	8
Lettermen	85-87	President Singletary	9
Modern Record	111-114	Varsity Basketball	
NCAA Tournament	73 & 79	Player Profiles	25-40
Nickname, Origin of	69	Quick Facts	4-5
Olympics	98-99	Team Picture	42
Opponents Information	43-66	Records	67-134
Press-Radio-TV			
Outlets	3		
Networks	151		
Working Information	2		

Compiled and Edited by RANDY STACY, Asst. Sports Information Director
RUSSELL RICE, Director of Sports Information
Photography by UK Photo Services;
Jim Bradley, sports photographer, Dallas, Tex.;
The Cats' Pause; and Ira N. Golden
Cover art and separations by Ted Watts, sports artist, Oswega, Kan.

TO THE PRESS AND RADIO -TV

Here is your copy of the 1980-81 facts booklet on Kentucky basketball, which we sincerely hope will aid you in covering and answering questions on the Wildcats this season. If you desire additional information, special stories, pictures or have questions not answered herein, please feel free to contact the Sports Information Office in Memorial Coliseum (Telephone A.C. 606—257-3838, 257-3839).

RUSSELL RICE
Director of Sports Information

RANDY STACY
Asst. Director of Sports Information

Joyce Baxter
Secretary

Athletic Office Phones:

Cliff Hagan— (606) 258-2881

Frank Ham— (606) 258-5611

Larry Ivy— (606) 258-4911

Basketball Office (606) 257-1916

Coach Joe B. Hall

Asst. Coaches: Leonard Hamilton, Joe Dean, Bob Chambers

Information

WORKING TICKETS—Address requests to Sports Information Office as far in advance as possible. Tickets will not be mailed unless requested and will be held at the Press Entrance of Rupp Arena for pickup on game night.

PRESS DOOR—Entrance to the area set aside for press, radio and TV is Gate No. 4 on the Patterson Street side of Rupp Arena.

PRESS ROOM—Located on floor level under stands behind visitor's bench area. Will feature work space with necessary electrical outlets. Telephone service must be ordered from General Telephone Co.

COMPS—No individual game allotment.

TELECOPIERS—A Telecopier Service (Telephone, Telecopier, Operator) will be provided for \$25.00. Those wishing to use their own machine should order a line through General Telephone Co.

RADIO BROADCASTS—Broadcasting rights to UK games are assigned exclusively to the UK Network. One free reciprocal outlet is guaranteed opponent schools visiting Lexington. Any additional stations must clear through UK Director of Broadcasting John Henderson (257-2655). Working passes will be supplied approved stations by Sports Information Office.

SERVICES—Working press, radio and TV will be furnished game programs, brochures, running play-by-play, halftime box, final statistics in the form of a complete 12-column dittoed box score and coaches quotes.

ARENA LIGHTING—Rupp Arena Lighting will provide 250-275 foot candle on playing floor with a mixture of incandescent and metal halide lights.

KENTUCKY PRESS-RADIO-TELEVISION OUTLETS

Lexington:

Lexington Herald
D. G. Fitzmaurice
Lexington Leader
Rick Bailey
Mark Bradley
227 West Short Street
Lexington, Ky. 40507

WVLK Radio
Dick Gabriel
Ralph Hacker
P.O. Box 1559
Lexington, Ky. 40501

WLAP Sports
P.O. Box 11670
Lexington, Ky. 40511

WTKC Radio Sports
P.O. Box 1300
Lexington, Ky. 40590

WLEX-TV
Tom Hammond, Director
P.O. Box 1457
Lexington, Ky. 40591

WKYT-TV
Rob Bromley, Director
P.O. Box 5037
Lexington, Ky. 40555

WTVQ-TV
Sports Director
Box 5590
Lexington, Ky. 40555

Charles Wolfe
Associated Press
146 Market
Lexington, Ky. 40507

Kentucky Kernel Sports
University of Kentucky
Lexington, Ky. 40506

WBKY RADIO SPORTS
University of Kentucky
Lexington, Ky. 40506

CAWOOD LEDFORD PROD.
120 Kentucky Ave., Suite B
Lexington, Ky. 40502

CATS PAUSE
P.O. Box 7297
Lexington, Ky. 40502

Louisville:

Louisville Courier-Journal
Earl Cox
Billy Reed
Mike Sullivan
525 West Broadway
Louisville, Ky. 40202

Louisville Times Sports
Dick Fenlon
Rick Bozich
525 West Broadway
Louisville, Ky. 40202

WHAS & WHAS-TV
Van Vance
Dave Conrad
P.O. Box 1084
Louisville, Ky. 40201

Associated Press
525 West Broadway
Louisville, Ky. 40201

UPI Sports
P.O. Box 537
Louisville, Ky. 40201

WAVE & WAVE-TV Sports
Randy Waters
725 South Floyd Street
Louisville, Ky. 40203

WLKY-TV Sports
P.O. Box 6218
Louisville, Ky. 40216

WINN Radio Sports
Third and Broadway
Louisville, Ky. 40202

WAKY Radio Sports
558 South Fifth Street
Louisville, Ky. 40204

State:

Ashland Independent
Mike Reliford
Sports Department
226 17th Street
Ashland, Ky. 41101

Park City News
Sports Department
813 College Street
Bowling Green, Ky. 42101

Tribune-Times Sports
Ky. and Monroe Streets
Corbin, Ky. 40701

Post & Times-Star Sports
Andy Cox
421 Madison Avenue
Covington, Ky. 41011

Advocate-Messenger
Sports Department
Danville, Ky. 40422

News-Enterprise Sports
Bob Watkins
Elizabethtown, Ky. 42701

State-Journal Sports
Mark Marraccini
321 West Main Street
Frankfort, Ky. 40501

UPI Sports
321 W. Main
Frankfort, Ky. 40601

The Times Sports
301 South Green Street
Glasgow, Ky. 42141

The Enterprise Sports
Central Street
Harlan, Ky. 40831

Gleaner-Journal Sports
216 North Elm
Henderson, Ky. 42420

Kentucky New Era Sports
123 West 7th Street
Hopkinsville, Ky. 42240

The Messenger Sports
221 South Main Street
Madisonville, Ky. 42431

Messenger Sports
206 West Broadway
Mayfield, Ky. 42066

Ledger-Independent Sports
43 West Second
Maysville, Ky. 41056

News Sports Editor
Chester Avenue
Middlesboro, Ky. 40965

Messenger and Inquirer Sports
1401 Frederica Street
Owensboro, Ky. 42301

Sun Sports
408 Kentucky Avenue
Paducah, Ky. 42001

Paris Daily Enterprise Sports
23 East 4th Street
Paris, Ky. 40361

Register Sports
South Second Street
Richmond, Ky. 40475

Commonwealth-Journal
Jim Kurk
102 North Maple Street
Somerset, Ky. 42501

Winchester Sun Sports
Dan Manley
Wall and Cleveland Streets
Winchester, Ky. 40391

QUICK FACTS ON KENTUCKY BASKETBALL

NCAA CHAMPIONS—Five Times (1948, '49, '51, '58, '78) in 24 Appearances. 43 Victories.

NCAA RUNNER-UP—Two Times (1966, '75)

NIT CHAMPIONS—1946, 1976 SUGAR BOWL CHAMPIONS—Five Times.

UK INVITATIONAL CHAMPIONS—19 Times in 26 Tournaments.

SEC CHAMPIONS—Record 32 Times Since 1933 (Last in 1980)

WORLD CHAMPION—1948 Olympic Games.

INTERNATIONAL UNIVERSITIES TOURNAMENT CHAMPIONS—1966.

NATIONAL CHAMPION BY POLLS—Seven Times Since 1949.

ALL-TIME RECORD—Won 1,248, Lost 384, Tied 1 in 76 Seasons.

KENTUCKY ALL-AMERICANS—29 Players Honored 46 Times.

ALL-SOUTHEASTERN—57 Players Honored 104 Times.

PROFESSIONALS—41 Players Entered Ranks.

RUPP ARENA (23,000)—Home Floor 1977 to Date (Won 51, Lost 9).

MEMORIAL COLISEUM (11,500)—Home Floor 1950-1976 (Won 306, Lost 38).

RECORD HIGH POINTS—143 vs. Georgia (Neutral Site) '56—At Home 121 vs. Mississippi '71.

INDIVIDUAL HIGH—53 By Dan Issell in 1970 vs. Mississippi at Oxford.

BIGGEST VICTORY MARGIN—77 vs. Georgia in 1956—At Home, 53 vs. Georgia Tech '56, Georgia '59.

* * * * *

WILDCATS CARVE INCREDIBLE POST-SEASON TOURNAMENT RECORD

Since Kentucky made its first appearance in a major post season basketball tournament in 1942, no graduating class has ever missed the opportunity to play in either the NCAA or National Invitation Tournaments.

In fact, the Wildcats have an incredible record which has seen them miss only seven times (1943, '53, '54, '60, '63, '65, '67 and '74) in the past 35 years. Two of those misses were in 1953, when they sat out a season, and '54, when the undefeated National Champion won an automatic NCAA berth but declined the bid.

* * * * *

The University has had only two undefeated seasons in its illustrious basketball history. The first was 9-0 in 1911-12, the other 25-0 in 1953-54.

1980-81 UNIVERSITY OF KENTUCKY BASKETBALL OUTLOOK

The 1980-81 edition of the Kentucky basketball Wildcats, ranked number one in several pre-season polls, will attempt to use talent, size, quickness, and youthful enthusiasm to offset inexperience as it battles for conference and national honors.

Nine of last season's 12 lettermen return, including three starters, but the 1980-81 roster includes only two seniors and two juniors. Five sophomores and four freshmen—the top ranked recruiting classes of the last two seasons—give Coach Joe B. Hall's Wildcats a very youthful appearance.

Starters Kyle Macy and LaVon Williams and top reserve Jay Shidler ended their Kentucky careers last season.

Macy, a consensus All-American, led last year's team in scoring (15.4 ppg.), assists (163), and free throw percentage (91.2). More importantly, however, he provided outstanding leadership that will be difficult to replace.

Williams averaged 7.5 points and 5.3 rebounds. Shidler, a sparkplug off the bench, averaged 6.2 points.

Kentucky's three returning starters top the list of young and talented returnees, Sam Bowie (7-1, C) gained valuable experience with the United States Olympic basketball team this summer and appears ready for a superb sophomore season. Bowie led the 1979-80 Wildcats in rebounding (8.1 rpg.) and ranked second to Macy in scoring (12.9 ppg.).

"Sam gained immeasurable experience and confidence this summer with the Olympic team," Hall said. "Many players would have become complacent after the type of success Sam had this summer, but it's quite the opposite with him. He has rededicated himself and has increased his size and strength and is becoming a team leader."

Fred Cowan (6-8, F) has added 50 pounds to his frame since coming to Kentucky three years ago. The senior from Sturgis, Ky., was sensational in the clutch last season, scoring 27 points in the SEC clincher against LSU and 26 in the NCAA tournament against Duke.

"Fred is a senior who is exhibiting senior leadership," Hall said. "We expect an outstanding senior season from Fred, and if he picks up where he left off last season, he'll be one of the top forwards in the country."

Dirk Minniefield (6-3, G) started 18 of the last 19 games in 1979-80, and Hall calls him the "key to Kentucky's offense and defense." The probable starter at point guard, Minniefield averaged 5.0 points and ranked second on the team in assists (126) last season.

Juniors Chuck Verderber (6-6, F) and Bo Lanter (6-1, G) and senior Chris Gettelfinger (6-2, G) will be counted on to provide leadership for the many Wildcat underclassmen. Verderber started one game last season and averaged 3.0 points and 2.2 rebounds. Lanter came off the bench and gave the Wildcats lifts on several occasions. Gettelfinger's work and determination that enabled him to earn a scholarship after coming to Kentucky as a walk-on typifies "Wildcat spirit," according to Hall.

Joining Bowie and Minniefield in Kentucky's sophomore contingent are Derrick Hord (6-6, F-G), Charles Hurt (6-6, F) and Tom Heitz (6-8, F). Hord played in all 35 games last season and started two. He averaged 5.9 points and 2.5 rebounds. The Bristol, Tenn., native is slated for swingman duty this season and has lost 10 pounds in anticipation of playing the guard position.

Hurt also played in all 35 games, with one start. He averaged 3.9 points and 2.5 rebounds. Hall calls his jumping ability "legendary." Heitz made more progress than any player on the team during the offseason, according to the coaching staff. He was one of the top weightlifters in the Wildcat preseason conditioning program.

Four prep All-Americans made up Kentucky's 1980-81 freshman class. The newcomers are Jim Master (6-4, G), Melvin Turpin (7-0, C), Bret Bearup (6-9, F), and Dicky Beal (5-11, G). Master was Indiana's "Mr. Basketball" following a brilliant career at Paul Harding High School. He averaged 27.8 points and hit 52 percent of his field goal attempts.

Turpin, who prepped at Lexington Bryan Station High School, spent last season at Fork Union Military Academy in Virginia. He led his team to a 25-1 record by averaging 24.5 points, 14.2 rebounds, and 7.5 blocked shots.

Bearup averaged 28.5 points and 17 rebounds at Harborfields High School. Midwest Basketball News ranked him as the number one power forward prospect in the country.

Beal was a four-year letterman at Covington Holmes High School. He led his team to a 33-3 record last year with a 23.6 point scoring average. An excellent leaper, Beal also averaged 8.3 assists and hit 55 percent from the field as a high school senior.

"All of our freshmen are outstanding both on the floor and off," Hall said. "They are talented and also work very hard. We expect every one of them to contribute to our team this season."

The Wildcats began practice following what Hall termed "the best conditioning and weightlifting program we've ever had."

"Nearly every weightlifting and running record we have has been broken this season," he said. "If the work exhibited by our players during our conditioning program carries over, we will have an enthusiastic, determined team."

If the youthful talent blends together and does offset inexperience, the 1980-81 season should be another exciting one for Kentucky fans.

HALL ON THE STRENGTHS OF THE 1980-81 SQUAD—"We have a great number of talented players. We should be much stronger inside. We have excellent size and excellent depth. Our players worked very hard during our conditioning program, and continued hard work is expected and that is always an asset."

HALL ON THE WEAKNESS OF THE 1980-81 SQUAD—"We are very inexperienced with nine freshmen and sophomores. We will probably be overrated in the preseason polls because those predicting will not take inexperience into account. That will put unusual pressure on our young players. We are especially inexperienced in the backcourt."

HALL ON THE 1980-81 FRESHMEN—"We expect our freshmen to be a very important part of our squad. They will be called on to contribute immediately. While we have some experience inside, Master and Beal will have to be counted on heavily at guard."

HALL ON THE SEC RACE—"There are several teams in the conference that return almost intact. Vanderbilt, LSU, Alabama, and Auburn all return four starters. Georgia returns outstanding talent to go with an excellent recruiting class. All in all, I again expect the race to be very balanced and exciting."

1980-81 WILDCATS AT A GLANCE

Lettermen Lost From 1979-80 Team (3)

KYLE MACY (6-3, G)—Two-time All-American, three-time All-SEC . . . Ranks 13th on Kentucky's all-time scoring list with 1,411 points . . . Led team in minutes played, scoring, assists, and free throw percentage . . . Co-Captain and great clutch performer.

LAVON WILLIAMS (6-7, F)—Co-Captain and starter . . . Ranked fourth on the team in scoring and third in rebounding . . . Hit 53 percent from the field and 85 percent from the free throw line . . . Started 33 of the 35 games.

JAY SHIDLER (6-1, G)—Started eight games last season . . . Averaged 6.2 points per game and hit 49 percent from the field and 80 percent from the free throw line . . . Scored 733 points.

Lettermen Returning (9)

- SAM BOWIE (7-1, So., C)—SEC Freshman-of-the-Year . . . Led 1979-80 team in rebounding and ranked second in scoring . . . All-SEC as a freshman . . . Made the United States Olympic Basketball Team . . . Led the Olympic team in rebounding and ranked second in scoring . . . Averaged 12.9 points and 8.1 rebounds last season.
- FRED COWAN (6-8, Sr., F)—A team leader . . . Was great in the clutch last season . . . Scored a career high 27 points in SEC clincher vs. LSU . . . Ranked third in scoring, second in rebounding, and second in minutes played last season . . . Has added 50 pounds to his frame since he was a freshman.
- DIRK MINNIEFIELD (6-3, So., G)—Played in 34 games, starting 18 . . . Averaged 5.0 points per game and was second to Macy on the squad in assists . . . Great speed and quickness and is shooting better than ever.
- DERRICK HORD (6-6, So, F)—Sixth on the team in minutes played . . . Averaged 5.9 points and 2.5 rebounds . . . Played in all 35 games, starting two . . . Scored season high 18 points against South Carolina and Florida.
- CHARLES HURT (6-6, So. F)—Outstanding strength and jumping ability . . . Played in all 35 games, starting one . . . Averaged 3.9 points and 2.5 rebounds . . . Hit 60.5 percent from the field . . . Scored season high 10 points against Notre Dame and Auburn.
- CHUCK VERDERBER (6-6, Jr., F)—A team leader . . . Played in 34 games, starting one . . . Averaged 3.0 points and 2.2 rebounds . . . Averaged 6.1 points as a freshman . . . Fine passer and a steady performer . . . Hall calls him "Mr. Hustle."
- TOM HEITZ (6-8, So., F)—Played 108 minutes in 24 games last season . . . Averaged 1.3 points and 0.8 rebounds . . . Rugged, strong player who always gives 110 percent.
- CHRIS GETTELFINGER (6-2, Sr., G)—Played 26 minutes in 12 games . . . Scored 12 points and hit five of seven field goal attempts . . . Scored career high six points against Mississippi State in only one minute . . . A walk-on who earned a scholarship.
- BO LANTER (6-1, Jr., G)—Played 55 minutes in 17 games . . . Made key contributions on several occasions . . . A walk-on who earned a scholarship.

Freshman (4)

- DICKY BEAL (5-11, G)—Four-year letterman at Covington Holmes High School . . . Averaged 23.6 points and 8.3 assists as a senior . . . Hit 55 percent from the field and 68 percent from the free throw line . . . All-stater.
- BRET BEARUP (6-9, F)—Consensus prep All-American . . . Ranked number one power forward by Midwest Basketball News . . . Averaged 27.8 points, 17 rebounds, and six blocked shots as a senior at Harborfields High School.
- JIM MASTER (6-4, G)—Consensus prep All-American . . . Indiana's "Mr. Basketball" . . . Averaged 27.8 points and hit 52 percent from the field as a senior at Harding High School . . . Outstanding shooter.
- MELVIN TURPIN (7-0, C)—Prep All-American two years ago at Lexington Bryan Station High School . . . Attended Fork Union Military Academy last season. Averaged 24.5 points and 14.2 rebounds last season.

UNIVERSITY OF KENTUCKY

General Information

LOCATION—Lexington, Ky., a community of 208,000 in the heart of Kentucky's famed Blue Grass region. Renowned as the world capital of the thoroughbred horse industry and known also as the world's largest loose-leaf tobacco market.

FOUNDED—1865
ENROLLMENT—(On campus—22,500)
(At 13 Community Colleges—16,000)

PRESIDENT—Dr. Otis A. Singletary
VICE-PRESIDENT FOR ADMINISTRATION—Dr. Donald Clapp
VICE-PRESIDENT FOR ACADEMIC AFFAIRS—Dr. Lewis Cochran
VICE-PRESIDENT, BUSINESS AFFAIRS—Jack Blanton
VICE-PRESIDENT, MEDICAL CENTER—Dr. Peter Bosomworth
VICE-PRESIDENT, MINORITY AFFAIRS—Dr. John T. Smith
VICE-PRESIDENT, STUDENT AFFAIRS—Dr. Robert G. Zumwinkle
VICE-PRESIDENT, COMMUNITY COLLEGES—Dr. Maurice Stanley Wall
VICE-PRESIDENT, UNIVERSITY RELATIONS—Dr. Raymond Hornback
FACULTY CHAIRMAN OF ATHLETICS—Dr. William Matthews
DIRECTOR OF INFORMATION SERVICES—Bernie Vonderheide
CONFERENCE—Southeastern (member since founding in 1933)
BAND—Varsity (Director—Wm. Harry Clarke) FIGHT SONG—"On, On, U. of K."
HOME ARENA—Rupp Arena (capacity 23,000)
STADIUM—Commonwealth Stadium (56,816)

Athletics Staff

DIRECTOR OF ATHLETICS—Cliff Hagan
Executive Assistant—Barbara Isham
Assistant to Director for Academic Affairs—Bob Bradley
ASSISTANT DIRECTOR OF ATHLETICS—Frank Ham
ASSISTANT DIRECTOR OF ATHLETICS—FINANCES—Larry Ivy
ASSISTANT DIRECTOR OF ATHLETICS—WOMEN—Sue Feamster
HEAD BASKETBALL COACH—Joe B. Hall (Kentucky '55)
Administrative Secretary—Mrs. Jane Rollins
ASSISTANT COACHES—Leonard Hamilton, Joe Dean, Bob Chambers
TICKET SALES MANAGER—Al Morgan
ACCOUNTANT—J.R. Hisle
TRAINER—Al Green
ASSISTANT TRAINER—Walt McCombs
BASKETBALL EQUIPMENT MANAGER—Bill Keightley
SPORTS INFORMATION DIRECTOR—Russell Rice
ASSISTANT SPORTS INFORMATION DIRECTOR—Randy Stacy
SID SECRETARY—Joyce Baxter
DIR. STD. ATH. ADM.—Ron Allen



DR. OTIS A. SINGLETARY
President, University of Kentucky

The University of Kentucky has become one of the major institutions of higher learning in the United States under the leadership of Dr. Otis Singletary, the eighth president of the University.

Dr. Singletary was named president of the University in August, 1969. He had previously served as executive vice-chancellor for academic affairs in the University of Texas System and director of the Job Corps program for the Office of Economic Opportunity.

Dr. Singletary, a native of Gulfport, Miss., holds degrees from Millsaps College and Louisiana State University.

As president of the principal institution of higher learning in the Commonwealth, Dr. Singletary is greatly concerned with the University's role as a land-grant institution, a "people's university" accessible to all who can profit from education.

In the ten years he has been president, the University has grown to where there are now some 22,500 students on the Lexington campus and more than 16,000 students in UK's 13 community colleges, and the University has become one of the major research institutions in the country.

Recognition of his service to the University was evidenced by the UK Alumni Association, which presented to Dr. Singletary its Alumni Service Award—an honor rarely bestowed upon a non-alumnus of the University.

Dr. Singletary is the author of two books and several monographs.

A Navy veteran of World War II and the Korean Conflict, he is a commander in the U.S. Naval Reserve. He and Mrs. Singletary, the former Gloria Walton, have three children: Bonnie, Scot and Kendall.

The Singletarys live at Maxwell Place, traditional home of UK presidents.



CLIFFORD O. HAGAN
Athletics Director

Consolidation of the men's and women's tennis programs, expansion of the sports information staff, bidding the radio contract for Wildcat football and basketball, and securing of the bid for the 1985 NCAA Basketball Championship Tournament to be played in Rupp Arena were among the summer projects of Cliff Hagan, whose tenure as UK athletics director has been marked by change and progress.

Hagan, who has seen and overseen vast improvements in all phases of the UK athletics program since returning to his alma mater as assistant athletics director in 1972, has under his command a total of 16 sports ranging from football and men's basketball in Level I, to women's basketball in Level II, and a baker's dozen sports in Level III.

A few of the recent improvements that signify the continuing progress of UK athletics under Hagan include;

Expansion of the football training room and addition of a beautiful players' lounge at Shively Sports Center.

- New carpeting in the stadium football offices.
- New food service equipment in the press box at Commonwealth Stadium.
- New basketball offices in Memorial Coliseum for both the men and women.
- Re-arrangement of the baseball fences and a new surface for the running track at Shively Sports Center.

The indoctrination of Hagan into the UK athletics administrative structure came in 1972, when he was named assistant to Harry C. Lancaster and given the task of implementing the Blue & White Fund for 57,600-seat Commonwealth Stadium and later for Rupp Arena. The fruits of his labors in this area have provided the additional financial support that has elevated the UK athletics program into a first class operation.

Hagan replaced Lancaster as athletics director in July, 1975; during the ensuing school year, Wildcat teams compiled one of the best records in the school's history,

with the basketball Wildcats winning the National Invitational Tournament, the wrestling and rifle teams winning SEC titles and the baseball team winning the SEC Eastern Division.

The wrestling team repeated as conference champion the following year, the basketball team finished with a 26-4 record and the football team won seven of 11 regular season games and defeated North Carolina in the Peach Bowl. It was the best UK football record in 23 years and the Wildcats' first post-season appearance since the 1952 Cotton Bowl. In 1977-78, the football team finished 10-1 (6-0 in the Southeastern Conference) and the basketball team won the NCAA championship.

With both the football and basketball teams playing to sellout crowds and drawing a big on-the-road following, Hagan has not been content, but has made Wildcat games even more enjoyable by personally designing and selecting the Wildcat Mascot, which has captured the fancy of UK fans everywhere, and by granting permission for publication of "The Cats' Pause," a unique weekly tabloid devoted strictly to UK sports.

Physical improvements during Hagan's regime as athletics director include a 110-yard Astro-Turf football practice field, modern equipment in both the Shively Sports Center and Memorial Coliseum weight rooms, open-type lockers, a new pressbox and new dugouts at the baseball field, and a revamped tennis complex with additional seating and modernized offices. He has also added a strength coach to work with all sports and funds for the popular Parcourse Fitness Trail.

Offices in Memorial Coliseum have been modernized and Hagan is looking forward to the day when he can put on the drawing board an Olympic swimming pool and a field house, which he says are "desperately needed for our program and our students."

Hagan also has been an advocate of a strong scholar-athlete program, feeling "a genuine commitment to provide all the academic support and encouragement we can to help our athletes leave our campus with a college education and a degree."

On the personal side, Hagan received one of his highest individual honors in May 1979, when he became the first University of Kentucky basketball player to be installed in the Naismith Memorial National Basketball Hall of Fame in Springfield, Mass.

The road to that honor began at Owensboro, Kentucky, where he established a then state high school tournament record of 41 points, which was recently voted the greatest individual performance by anyone in the history of that tournament, in leading the Red Devils to victory over Lafayette in the 1949 championship game.

At UK, he played on teams that won 86 of 91 games and an NCAA championship (1951). The 1954 team, undefeated in 25 games, elected not to participate in the national tournament.

Hagan set a dozen Southeastern Conference records and an NCAA record of 528 rebounds as a junior. He averaged 24 points a game, led the nation in rebounding, and scored a UK record of 51 points against Temple in 1954.

He was a member of Sigma Nu Fraternity, Student Government, Baptist Student Union, Fellowship of Christian Athletes and twice was selected among the top ten students in the College of Education.

After graduating from UK in 1954, Hagan served two years at Andrews Air Force Base, Washington, D.C., as a commissioned officer. He led the base to two World Wide Air Force championships and won All-Service honors both years.

During ten years with the St. Louis Hawks, he ranked high among 11 players on the league scoring charts with 12,433 points in 672 games for an 18.5 mark and was selected to play in five East-West All-Star games and was named to the NBA second All-League team twice. He hit over .790 from the free throw line seven years

in a row and held the NBA record for most field goals scored in a single quarter (12). The Hawks won the Western Division six times during Hagan's playing career there and defeated the Boston Celtics in 1958 for the world championship. Hagan was All-Pro in the NBA in 1957-62, inclusive.

He received his M.S. in education from Washington University in 1958.

In 1965, a Herbert Hoover Boys Club of America was organized in Owensboro and named the Cliff Hagan Boys Club of America.

He then joined the Dallas Chapparals as player-coach and was selected as the 1958 Texas Professional Coach of the Year. When he left Dallas, he was only 92 points shy of a regular-season career total of 15,000 points.

In 1974, he was named to the Hall of Fame Magazine's All-America second-team for the 1951-1973 period, to the Orlando (Fla.) Sentinel Star's All-Time Southeastern Conference first team, and the All-Time top collegiate player in the State of Kentucky by Inside Kentucky Sports Magazine. In 1975, he was named to the Kentucky Athletic Hall of Fame, was inducted into the UK Alumni Association Hall of Distinguished Alumni and was a recipient of the University of Kentucky Centennial "K" Medallion tendered by the UKAA for past athletic accomplishments, during UK's Centennial Year observance.

He is married to the former Martha Milton of Owensboro. They have four children: Mrs. Barry Thaxton, Laurie, Amy and Kip, all of Lexington.

CITIZENS SAVINGS (HELMS) ATHLETIC FOUNDATION COLLEGIATE BASKETBALL SELECTIONS

College Basketball Hall of Fame

1946—Adolph F. Rupp Coach	1966—Cliff Hagan Player
1933—Forest (Aggie) Sale Player	1968—Charles (Cotton) Nash . . . Player
1964—Carey Spicer Player	1971—LeRoy Edwards Player

Player of the Year

1933—Forest Sale Center-Forward	1935—LeRoy Edwards Center
1951—Bill Spivey Center	1975—Kevin Grevy Forward
	1978—Jack Givens Forward

Helms' National Champions

	W	L	Points	Points Against
1933—Kentucky	20	3	1073	630
1948—Kentucky	36	3	2690	1730
1949—Kentucky	32	2	2320	1492
1951—Kentucky	32	2	2540	1783
1954—Kentucky	25	0	2187	1508
1958—Kentucky	23	6	2166	1817
1978—Kentucky	30	2	2693	2234

ATHLETICS AT KENTUCKY

Kentucky's athletic program, a well-balanced and ambitious activity featuring intercollegiate competition in sixteen different sports, is organized under the Department of Athletics and a corporation known as the University of Kentucky Athletics Association.

The program is conducted without overemphasis or sacrifice of educational objectives and in strict compliance with the rules of the University, the Southeastern Conference and the National Collegiate Athletics Association.

A board of directors, headed by the President of the University in the capacity of chairman, maintains overall policy supervision of the athletic program.

In addition to the UK President, board officers include the Vice-President for Student Affairs as vice-chairman and Dr. W. L. Matthews in the capacity of secretary. Seventeen other members, drawn from the University faculty and the general public, also serve on the board as appointees of the president as do two student representatives.

Supervising the steady growth and balanced development of the athletic program is Director of Athletics Cliff Hagan.

The Association's Board of Directors is composed of the following:

Faculty Members

Dean Marion E. McKenna, '82
Dr. Daniel R. Reedy, '82
Dr. N. J. Pisacano
Dr. Paul Sears
Dr. Charles Ellinger
Prof. Charles Roland, '81
Dr. Richard Robe, '81

Trustee Members

George Griffin, '81
Frank Ramsey, Jr., '82

Members-at-Large

Albert B. Chandler, '82
S. T. Roach

Ex Officio Members

Dr. Otis A. Singletary,
Chairman
Dr. R. G. Zumwinkle
Jack Blanton
Dr. Donald Clapp
Dr. W. L. Matthews
Dr. Ray Hornback
Jerry Beatty

Alumni Members

Dr. Ralph Angelucci, '81
Thomas P. Bell, '82

Student Members

August J. Neal
Britt Brockman

KENTUCKY'S HOME ATTENDANCE

Year	No. Games	Attendance	Average
1979-80	15	352,511	23,501 +
1978-79	15	351,042	23,403 +
1977-78	16	373,403 +	23,338 +
1976-77	14	312,527	22,323
1975-76	12	138,135	11,511
1974-75	12	138,098	11,539
1973-74	12	130,755	10,896
1972-73	13	150,856	11,604
1971-72	13	150,297	11,561
1970-71	13	152,471	11,728
1969-70	15	181,295	12,086
1968-69	13	165,500	11,821
1967-68	16	178,000	11,333
1966-67	13	136,588	10,502
1965-66	13	149,571*	11,505
1964-65	14	151,000	10,786
1963-64	14	165,650	11,117
1962-63	15	153,132	10,208
1961-62	16	165,495	10,343
1960-61	14	129,978	9,284
1959-60	13	138,995	10,692
1958-59	15	177,824	11,855
1957-58	13	124,461	9,574
1956-57	14	129,733	9,266
1955-56	13	126,104	9,700

*Season high in the nation.

+ National Record.



JOE B. HALL
University of Kentucky Basketball Coach

Joe B. Hall begins his ninth season as head coach of the Kentucky Wildcats with nine returning lettermen, including three starters, and another banner recruiting class.

For the second consecutive season, the Kentucky freshmen have been tabbed the top group in the country. Last season, Hall led a youth-dominated squad to a 29-6 record and to three championships. The 1979-80 Wildcats won the Southeastern Conference title for the fifth consecutive year and claimed tournament championships in the UKIT and the Great Alaskan Shootout.

While leading the Wildcats to a 29-6 record last year, Hall upped his eight-year UK record to 183-60 (75.3%), an average of 22.9 wins per season, to keep ahead of the pace set by his former coach, Adolph Rupp, who averaged 21.5 victories a season over a 41-season span to become the winningest collegiate basketball coach of all time.

Perhaps the best appraisal of the job Hall has been doing at the University came from Rupp, who died in 1977.

"A good coach," Rupp said, "is a person who can take good material and win with it. Joe has done that."

Judging from Hall's coaching honors, Rupp was as usual, right on target with his evaluation.

Hall has won such honors as Kellogg's 1978 National "Coach of the Year," three Southeastern Conference "Coach of the Year" awards (1973, '75, and '78) in seven years, and nomination for Kodak's 1975, '76, and '78 (finalist) "Coach of the Year" awards.

In 1978 when Kentucky won its fifth NCAA title, Hall was also presented the Rupp Cup (presented to the SEC Coach of the Year by the Birmingham Tipoff Club) and Hall's most coveted personal award, the Dr. James Naismith "Peachbasket" award, which previously had been awarded to UCLA's John Wooden, Oklahoma State's Hank Iba, Kentucky's Adolph Rupp, and the Boston Celtics' Red Auerbach.

The 1978 champions, which had a 30-2 record, became the sixth Wildcat team to win 30 or more games, joining such illustrious company as the 1947 NIT runner-up (34-3), the 1948

Olympic Champions (36-3), the 1949 NCAA champions (32-2), the 1951 NCAA champions (32-2), and the 1966 NCAA runner-up (32-2).

Player honors during Hall's UK reign include four All-Americans (Kevin Grevey, Jack Givens, Rick Robey and Kyle Macy) selected a total of nine times, and six All-Southeastern Conference honorees (Jim Andrews, Kevin Grevey, Jack Givens, Rick Robey, Kyle Macy, and Sam Bowie) selected a total of 13 times. In addition, Robey and Macy earned Gold Medals in the Pan-American Games, and Bowie earned a medal for being a member of the 1980 Olympic Basketball Team that did not participate in Moscow.

Entering this season, Hall's 14 year career coaching record stands at 259-116, (excluding a 17-2 record on a 1974 Australian tour, a 7-0 record on a 1978 Japan tour, and six pre-season exhibition wins against foreign and domestic teams) and that record was compiled against nationally ranked non-conference teams and teams in a conference that fast is becoming recognized as among the toughest in the nation. Broken down, it shows a 57-50 five-year mark at Regis, a 19-6 record at Central Missouri, and a 183-60 record at UK.

Hall began his tour as UK head coach in rather auspicious fashion, becoming in 1973 the first rookie coach in the SEC to be designated Coach of the Year by his fellow coaches and by Coach and Athlete Magazine.

Gathering such honors has been one of Hall's trademarks during a coaching career that began at Shepherdsville (Ky.) High School in 1956 and continued through Regis College and Central Missouri State College before he returned to UK July 1, 1965, as an assistant to his former coach, Adolph Rupp.

During Hall's two years at Shepherdsville, the Rams won a Mid-Kentucky Conference title and he was named "Coach of the Year" in 1958. He then served one year as freshman coach and five years as head basketball coach at Regis College in Denver, Colo., where he was also athletic director and earned special recognition as coach of the champion independent team in the area.

His next move was to Central Missouri, where he coached the Mules (19-6) to their first MIAA Conference championship since 1951 and their first Christmas Tournament title in history. He was named MIAA "Coach of the Year" (1964-65).

A three-letter winner and team captain in both sports in high school at Cynthiana, Ky., he played freshman basketball and one year of varsity basketball in the Fabulous Five" era at the University before transferring to the University of the South at Sewanee, Tenn., where he set a school single game scoring record and was team captain. Coach Lon Varnell, upon retirement, rated Hall as No. 1 of the three best players he ever coached.

After touring Europe with the Globetrotters in 1951, Hall returned to U.K. in 1955 to complete requirements for his B.A. and later (1964) received his M.A. at Colorado State University.

Returning to U.K. again in 1965 an assistant coach and head recruiter, he was instrumental in adopting a running-conditioning program which obviously paid huge dividends as the Wildcats capitalized on speed and endurance to offset a lack of size and advance to the championship game of the NCAA Finals. Hall then successfully recruited six prep All-Americans, including all-time U.K. scoring leader San Issel, to form the nucleus of a varsity team that won three straight conference championships and was followed by a team that won three more consecutive SEC titles.

Hall became No. 1 varsity assistant and head freshman Coach to Rupp after Harry C. Lancaster was named permanent athletic director Feb. 1, 1969. His record with the freshmen was 60-15, including an undefeated (22-0) season (1971-72) which resulted in the Kittens being crowned National Freshman Champions by the Basketball News.

During his first season as head coach, the Wildcats won their last nine conference games to sew up the SEC title.

International Flavor

Hall's basketball renown has attracted world-wide attention in international circles and has catapulted him into a much sought-after clinician and guest speaker.

He has taken Wildcat teams on tours of Australia and Japan, where he conducted clinics and shared his basketball philosophy. Following a 1978 summer tour of Japan, the Japanese were so taken with Hall's approach they sent two coaches to study the "Kentucky Way" — Mototaka Kohama in 1979 and Suehiro Nishio in 1980.

Hall was instrumental in landing an invitation to the University of Alabama for a '79 summer tour of Japan and later accepted an invitation to join the Bama delegation.

Two weeks after returning to the U.S., the Japan National Team arrived in Lexington, where Hall, serving in an advisory role, put them through the same conditioning and practice routines that have kept the Wildcats at the top of the collegiate world.

Hall's efforts never shone more brightly when the Japanese team placed 11th at the 33 team World University Games in Mexico City this summer after finishing 25th the year before. The Japanese credited Hall and the month they spent in Lexington for their dramatic climb up the International ladder of success.

This summer, Hall conducted a clinic in Santiago, Chile, as a guest of the Chilean Basketball Federation. More than 400 coaches from throughout South America attended the clinic.

In 1978, Hall coached the United States All-Stars, a group of collegians that included five of his own players, to the first World Invitational Tournament championship with wins over Cuba, Yugoslavia and Russia. Later that summer, he conducted a series of clinics in England, Belgium, Holland, Yugoslavia, Greece and Israel.

Hall was a busy man in off-season 1979 as well, coaching the victorious East team in the East-West College All-Star game at Salt Lake City, and the Southeastern All-Stars in the Shoney Classic at Charlotte, N.C., and conducting clinics in Warsaw, Copenhagen and London.

Hall considers one of his major coaching honors came when he was named guest lecturer for the World Basketball Coaches Congress in the Canary Islands, July 1977, before some 400 coaches from the international set.

He was a member of the 1976 Olympic Basketball Committee, and in 1972 served under Hank Iba in the Olympic Trials at the Air Force Academy.

While at Regis in Denver, he also coached the Capital Federal host team in the 1964 AAU tournament and was selected as head coach of the AAU Stripes in the Olympic trials at Jamaica, N.Y.

In addition to the Globetrotters, and the Australian and Japan tours with the Wildcats, he has helped conduct basketball clinics for the U.S. Army in Anchorage and Fairbanks, Alaska (1968) and at Ramstein Air Base in Frankfurt, Germany and the RAF Base at Mildenhall, England in 1975.

He is married to the former Katharine Dennis of Harrison County, Ky. They have three children—Mrs. Mike Summers, Mrs. Rick Derrickson and Steve of Lexington.





LEONARD HAMILTON, Associate Coach

Leonard Hamilton was named the University of Kentucky's first associate basketball coach on Oct. 15.

Hamilton has been a Wildcat assistant coach for six years. He came to Kentucky after spending three years as an assistant coach at Austin Peay.

He has always been noted as an outstanding recruiter and as a defensive specialist. Most remarkable in his coaching career is the fact that in eight of his nine years on the college scene, the team he has been associated with has advanced to post-season play. Only in his first season at Austin Peay has Hamilton not been involved in a postseason tournament.

A native of Gastonia, N.C., Hamilton lettered three years in football and twice in basketball as a prepster. He captained his team for two seasons at Gastonia Community College in Dallas, N.C. He also captained his team at Tennessee-Martin, where he graduated in 1970.

The 32 year old Hamilton is married to the former Claudette Hale of McMoresville, Tenn. They have a son, Lenny, 10.

JOE DEAN, Assistant Coach

A vital and vibrant member of the Wildcat coaching staff, Joe Dean enters his fourth year at Kentucky.

A native of Baton Rouge, La., he attended Baton Rouge High School where he earned letters in basketball and football.

Dean got an early taste of Kentucky basketball when he played against the Wildcats three years for Mississippi State University. After graduating from State in 1976, he served one year as Bulldog graduate assistant while earning a masters degree in physical education.

Outstanding in academics, he was named to the 1976 Academic All-SEC second team.

Putting Dean's youthful enthusiasm to full use, coach Hall has appointed the young coach director of the annual Wildcat Coaching Clinic and the popular Wildcat Summer Basketball Summer Camp in addition to regular duties.

He is married to the former Ellen Elizabeth Anger of Jackson, Mississippi. They have a son, Scott, 1.



BOB CHAMBERS, Part-time Assistant

Bob Chambers, former basketball coach at Tennessee High in Bristol, Tenn., was named a part-time coach at Kentucky on August 26.

Chambers has 20 years of high school coaching experience, 13 as a head coach. His overall record is 317-116. For nine years prior to 1979-80, he coached at Tennessee High and fashioned a 228-68 mark and has made three trips to the state play-offs. Last season, eight of his former players, including Kentucky's Derrick Hord, played college basketball.

Chambers is married to the former Elva Jean Potter at Elizabethtown, Tenn. They have a daughter Robin Lea, 18, and a son Chip, 16.

HARRY LANCASTER, Volunteer Coach

Harry Lancaster, former athletics director and assistant basketball coach at the University of Kentucky, will serve as a volunteer coach for the 1980-81 Wildcats.

Lancaster came to Kentucky in 1946 and served as an assistant coach under the legendary Adolph Rupp until 1968. In Sept., 1968, he was named acting athletics director of Kentucky, and in 1969, he was named athletics director.

A native of Paris, Lancaster lettered in football, basketball, and baseball under Blanton Collier at Paris High.

ADMINISTRATIVE STAFF

FRANK HAM, Assistant Director of Athletics



Frank Ham became Assistant Director of Athletics in July 1975 soon after Cliff Hagan succeeded Harry C. Lancaster as Director of Athletics.


A native of Scranton, Pa., Ham came to the University in 1969 as Administrative Assistant to football coach John Ray, and was reassigned to the Athletic Director's staff in 1972 when Ray resigned.

Ham graduated from high school at Niles, Mich., and completed his undergraduate work at Olivet College. He did graduate work at Indiana University and coached high school football and track at John Adams High in South Bend in 1944-46 and then returned to Olivet as athletic director and head football and basketball coach.

In 1962, he became assistant to the president at Olivet, with responsibilities in public and alumni relations. He was in private business from 1954 until 1968.

He is married to the former Rosemary Woods of Niles, Mich. They have two sons, Michael, of Raleigh, N.C., and Craig, a U.S. Army Captain, and two daughters, Mrs. Andy Hunsberger of Cassopolis, Mich., and Jennifer, a 1978 UK graduate.

LARRY IVY, Assistant Director of Athletics of Finance



Entering his fifth year as Assistant Director of Athletics for Finance is Larry Ivy.

Ivy, who came to the University as Director of Housing in 1969, will be involved primarily with the administration and management of financial aspects, and will help develop and initiate policies for accounting procedures and related business management activities of the department.

A native of Alabama, Ivy graduated in 1961 from Huntsville High School, where he lettered in four sports. He is a 1967 graduate of the University of Alabama, and earned his M.B.A. from Alabama in 1968.

He is married to the former Barbara Foster of Huntsville. They have one daughter, Kim, 10.

Ivy is a son of Mr. and Mrs. Jack F. Ivy of Huntsville.

**SUE FEAMSTER, Assistant Director
of Athletics for Women's Sports**



Sue Feamster joined the athletics association in 1978, with the merger of the men's and women's programs, after serving as director of women's athletics since 1974.

A native of Frankfort, she came to the University as a graduate student in 1970 and was named assistant director of campus recreation in 1972.

She is a graduate of Franklin County High School, where she was an outstanding athlete. While in college, she earned letters in tennis, field hockey, basketball and track from Indiana University and Kentucky State University, where she graduated with honors and earned a B.S. degree.

She is a daughter of Mr. and Mrs. Robert F. Feamster of Frankfort.

**BOB BRADLEY, Director for Academic
Athletic Affairs**



Entering his fourth year in academic affairs is Bob Bradley, a New York native who earned his M.A. at UK in 1972.

Prior to joining the athletics association, he served as coordinator of counseling and head of finances at the Lexington Technical Institute.

Bradley earned letters in football, baseball, basketball and track at Hornell High School (N.Y.) and played football at Salem College in West Virginia.

He is a son of Mrs. Delores Bradley of Hornell, N.Y.

RUSSELL RICE

Sports Information Director



Russell Rice was named sports information director at UK in May, 1969, after serving two years as assistant to Ken Kuhn, who retired after more than two decades of service with the University. Rice came to the Wildcats from The Lexington Leader, where he was a general reporter eight years and sports editor five years. A native of Paintsville, Ky., he won letters in football, basketball and baseball at Van Lear High. After serving with the U.S. Marines in World War II, he attended Kentucky Wesleyan College and received his bachelor's at the University of Kentucky in 1951. He has served as manager of the NCAA Mid-East Basketball Tournament (1968), and chairman of the Basketball Hall of Fame Committee of the College Sports Information Directors Association and was recipient of the 1971 Churchmen's "Sportswriter of the Year" award. As a newspaperman, his duties ranged from agricultural hearings in Washington to spending three months as the traveling companion to a Kentucky gubernatorial candidate. He attended a national sports editors seminar at Columbia University and reported the activities of such Wildcat teams as football coach Charlie Bradshaw's "Thin Thirty" and "The Runts" of basketball coach Adolph Rupp. He is a former Kentucky area correspondent for Time-Life-Fortune magazines and was Kentucky editor of Tobacco Magazine and Religious News Service. For the past 13 years, he has pursued a hobby of researching Kentucky basketball and football. He authored "The Wildcats: A Story of Kentucky Football," and "The Big Blue Machine: A Story of Kentucky Basketball". His latest works include the Kentucky portion of a "History of the Southeastern Conference," and an update of "The Wildcats." He edits the K-Men's Newsletter and has been named an honorary member of that organization. He also was honored by WAVE-TV for "Outstanding Contribution to Televised Sports." He is married to the former Doris Thacker of Knott County. They have four children—Mrs. Rodney Morris of Louisville, Mrs. Mike Covington of Georgetown and Russell James and Kim of Lexington.

RANDY STACY

Assistant Sports Information Director



Randy Stacy joined the sports information staff in August, 1980, after three years as sports information director at Tennessee Tech University. Prior to joining the Tennessee Tech staff, he earned a bachelor's degree from Morehead State University and served as that school's men's sports information director. Stacy is a member of College Sports Information Directors of America, United States Basketball Writers Association, and the Collegiate Baseball Writers Association. He is married to the former Catherine Kerns of Owingsville. **Office Phone—606-257-3838. Home Phone—606-887-2100.**




GREEN



McCOMBS



KEIGHTLEY



WEEDE

RENA KOIER, Assistant Sports Information Director—Rena Koier was a free-lance sportswriter for 10 months before joining the sports information staff in November, 1980. Prior to that, she was a sports reporter and columnist for the Lexington Herald and Leader for 2 1/2 years. A native of Lynch, Ky., Rena majored in journalism before graduating from the University of Kentucky in 1976. She worked for one year as a sportswriter for the Louisville Courier-Journal before joining the Herald-Leader staff.

AL GREEN, Head Trainer—Green came to the University in 1979 after serving five years as first-assistant at the University of Michigan. A native of Brooklyn, he attended John F. Kennedy High School in Bellmore, N.Y. and Lea College in Minnesota where he was trainer two years before transferring to U.M. He was graduate trainer at U.M. in 1973 before accepting a similar post at Arizona, returning to U.M. in 1974. He is married to the former Laurel Anne Kudla of Nutley, N.J. They have a son, Douglas.

WALT McCOMBS, Assistant Trainer—Assigned to basketball, McCombs first joined the UK staff in 1972 and returned in 1977 after a three-year stint at Clemson. A native of Belton, S.C., he is a 1971 graduate of The Citadel, where he was student trainer four years. Married to the former Shelby Burris of Belton, they have two children, Crystal and Emily.

W. B. KEIGHTLEY, Equipment Manager—A six-year staff member, Bill graduated from Kavanaugh High School in Lawrenceburg, Ky. A mail-carrier for the U.S. Postal Services, he is married to the former Hazel Robinson of Lawrenceburg. They have a daughter, Karen.

JOYCE BAXTER, Secretary—A native of Harrodsburg, Joyce Baxter joined the UK Sports Information Staff in 1978. Mrs. Baxter served in UK's Purchasing Department for one year before joining the staff. She is married to Mike Baxter of Harrodsburg. They have a daughter, Michele, 12.

MARTA McMACKIN, Administrative Assistant—A native of Ironton, Ohio, Marta attended Morehead State and the University of Kentucky. She is married to Ron McMackin of Ironton. They have three sons, Ron 16, Rickey, 15, and Rodd, 11.

CHARLIE WEEDE, Academic Graduate Assistant—Assigned to overseeing the academic needs of the Wildcats is Weede, who is working toward a Masters degree in Business Administration at UK. A native of Bloomfield, Iowa, he is a 1976 graduate of N.E. Missouri State, where he earned a B.S. and a B.S.E. in Mathematics. He taught three years at Mascoutah, Ill., and coached basketball and golf. In addition to academic duties, he is head resident of Wildcat Lodge. He is a son of Mr. and Mrs. Duff Weede of Bloomington.

CHUCK MALKUS, Student Assistant—Chuck Malkus came to UK in August, 1976. Malkus joined the sports staff of The South Dade News Leader in May, 1975, and wrote a daily sports column for that paper until August, 1976, when he left Miami for UK. Chuck has also been a sports stringer for The Miami Herald, The Miami News, The Coral Gables Times-Guide and The Community Newspapers of South Miami. Chuck is a son of Charles and Conaere Malkus of Miami, Fla.

RUPP ARENA—HOME OF THE WILDCATS

Rupp Arena affords the University of Kentucky its third basketball home in 52 years, and with its 23,000 seat capacity, brings a distinction as the nation's largest basketball facility.

An awesome structure in sight and scope, the arena is divided in two seating areas—the lower level features 10,000 fully cushioned, theater seats in block coloring of blue, red, orange and purple, offering a spectacular splash of color—and a upper level of 13,000 seats on epoxy-coated metal bleachers. The latter can be visually isolated to provide a more natural setting for small shows.

Built by the City of Lexington, the Arena is named in honor of Kentucky's legendary former coach, Adolph Rupp, and is the major portion of \$53 million Lexington Center complex which includes a convention-exhibition hall, a 50-store tri-level enclosed shopping mall, a luxury Hyatt Regency Hotel, and a block away, the historic 1,200 seat Lexington Opera House, which was recently renovated.

The arena is fully air-conditioned, equipped with a specially designed, high quality sound system appropriately named "Big Bertha," and complete lighting for events and color television coverage. Special attention has been paid to such facilities as dressing rooms, service entrances and storage areas.

The Wildcats will command an exclusive dressing room 365 days a year, while other facilities include six team size and eight smaller units.

The portable basketball court, which lies on a concrete sub-flooring 118' beneath the ceiling, is 60' x 120' and is made of a light shade of northern maple trimmed in Kentucky blue. The floor was specially designed to convert from the 94' length required for college and professional basketball to the 84' length for high school by simply removing two panels.

Four 35' x 4' custom-made scoreboards are placed so spectators can see at least three of the boards from any seat in the arena.


The solid state, electronic scoreboards can be used for basketball, rodeos, wrestling, boxing, and track and field. For track and field events, they can record times to 1/100th of a second. Lighted information on the boards is colored balanced for television.

Four portable goals are on hand, with the two extras for practice and emergency backup during game situations.

Access to the Arena is by High Street, and from Main-Vine, through the Mall area and up to the High Street entrance by escalators. One main concourse contains all public facilities—concessions, telephones, water fountains, rest rooms, first aid rooms and security command post.

The concourse is color-coded with the arena being divided into four quadrants for easy seat location. The colors are red, blue, amethyst and green. The concourse is at mid-level, dividing the lower seating area from the upper level bleacher seating.

PLAYER PROFILES



52
est

ng
ck
nd
be

's
on
re
y,

gh
or
ch

le

th
in
th
y

st

s,
d
d


y

a
ll
d

r
s

**SAM BOWIE, 7-1, 235, Sophomore Center
Lebanon, Pa. (3-17-61)**


A quick, agile, and sharp-shooting seven-footer, Bowie may be the top collegiate center . . . Led the United States Olympic Team to five victories in six "Gold Medal Games" last summer . . . Led the Olympic Team in rebounding (6.9 rpg.), blocked shots (14), and minutes played (158) . . . Ranked second in scoring (11.8 ppg.) and field goal percentage (59.2%) . . . Leading rebounder (8.1 rpg.) and second leading scorer (12.9 ppg.) for the Wildcats as a freshman . . . Hit 53.1% from the field and 76.4% from the free throw line . . . Started 33 of 34 games he played and ranked third on the squad with 886 minutes played . . . Scored season high 27 points vs. Ole Miss in SEC tournament and grabbed season high 17 rebounds in season opener against Duke . . . Scored in double figures 21 times . . . Named All-SEC and SEC All-Tournament . . . SEC Freshman-of-the-Year . . . Has added weight and strength during the summer . . . Has developed into a leader even though only a sophomore . . . Excellent passer with good hands . . . Inducted into the Basketball Hall of Fame, High School Division in April, 1979 . . . Named to every prep All-America team published in 1979 . . . Holds all Lebanon High School scoring and rebounding records, including career points (2,226), points in a season (888), and points in a game (51) . . . Averaged 17.5 ppg. and 13.2 rpg. as a sophomore, 26.9 ppg. and 18.0 rpg. as a junior, and 28.7 ppg. and 18.1 rpg. as a senior . . . Twice all-stater in Pennsylvania . . . Player in Dapper Dan Classic (1979), getting 18 points, grabbing 21 rebounds, and blocking seven shots in two games . . . Led U.S. All-Stars to two wins over the Ky.-Ind. All-Stars in the Derby Classic . . . High School Coach Chic Hess . . . Business administration major.



COACH HALL: "Sam gained immeasurable confidence last summer. He has improved in every phase of his game and in his strength and endurance. He has a great future, and if he continues to improve at the same rate, he's going to be one of the game's premier players."

SAM BOWIE

Year	G	Sts.	Time	FG-FGA	Pct.	FT-FTA	Pct.	Reb-Ave	A	PF-D	Pts. Ave	Season High
Fr.	34	33	886	165-311	53.1	110-144	76.4	276-8.1	26	110-8	440 12.9	27 Miss. A




gh

ery
on-

igh
A

**FRED COWAN, 6-8, 225, Senior Forward
Sturgis, Ky. (4-23-58)**



One of only two seniors . . . Is providing leadership for the youthful Wildcat squad . . . His dedication and hard work have resulted in his gaining 50 pounds and much needed strength since he came to Kentucky . . . Ended the 1979-80 season with a 26-point effort against Duke . . . Scored a career high 27 points in Kentucky's SEC title clincher against LSU . . . Ranked second on last season's team in minutes played (892), rebounding (5.7 rpg.) and blocked shots (27) . . . Third in scoring (12.5 ppg.) and field goal percentage (52.8%) . . . Scored in double figures 23 times . . . Only he and Kyle Macy started every game . . . A top defensive player . . . Has developed an excellent outside jump shot to go with a very effective jump hook . . . Selected to all-tournament teams in the Great Alaskan Shootout and the UKIT . . . Third prep star from Union County High School to attend UK, following Larry Johnson and Dwane Casey . . . Led Union County to its first regional title ever as a senior when he averaged 23.6 ppg. and 13.3 rpg . . . Excellent ball handler who can help out against pressure defenses . . . Scored 22 points and grabbed 13 rebounds in the Derby Classic . . . Finished second in the Derby Classic one-on-one contest . . . Played in several other high school all-star games . . . Coach Ernon Simpson . . . Arts and science major.



COACH HALL: "Fred is a senior exhibiting senior leadership. He is becoming the kind of player that ranks him right up there with the Kentucky greats. He has worked hard to improve his strength over the summer and should be ready for a super senior season."

FRED COWAN

Year	G	Sts.	Time	FG-FGA	Pct.	FT-FTA	Pct.	Reb-Ave	A	PF-D	Pts.	Ave	Season High
Fr.	19	0	86	15-30	50.0	6-9	66.7	17-0.9	2	17-0	36	1.9	8 Iona H
So.	31	24	722	106-217	48.9	78-116	67.2	171-5.5	16	109-7	290	9.4	20 Ga. H
Jr.	35	35	892	168-318	52.8	100-141	70.9	201-5.7	31	101-5	436	12.5	27 LSU A
Total	85	59	1700	289-565	51.2	184-266	69.2	389-4.6	49	227-12	762	9.0	



yer
his

igh
H
H
A

**CHRIS GETTELFINGER, 6-2, 185, Senior Guard
Knoxville, Tenn. (4-1-58)**

A dedicated player who came to Kentucky as a walk-on and earned a scholarship . . . Played 26 minutes in 12 games last season . . . Scored a career high six points at Mississippi State in only one minute of playing time . . . Solid fundamentally and a fine defensive player . . . Has taken on a leadership role as a senior . . . Despite an outstanding prep career, he did not attract many college coaches following an injury his senior year . . . Lettered four years at Knoxville Catholic where he earned all-state and prep All-America honors . . . Averaged 24 ppg. in 15 games as a senior . . . Averaged 24.4 ppg. as a junior and 25.0 as a sophomore . . . Led Catholic to state finals in '74 and '76 . . . Captained team in '76 and '77 . . . Coach Bill Detherage . . . Business administration major.




COACH HALL: "Chris has contributed to our program every year he has been at Kentucky, and this year should be no exception. He should see a great deal of action because of his experience. We have a great deal of respect for Chris because of his efforts and determination. He is truly what Wildcat spirit is all about."

CHRIS GETTELFINGER

Year	G	Sts.	Time	FG-FGA	Pct.	FT-FTA	Pct.	Reb-Ave	A	PF-D	Pts.	Ave	Season High
Fr.	9	0	12	1-3	33.3	0-2	—	1-0.1	1	0-0	2	0.2	2 Iona H
So.	8	0	15	2-3	66.7	2-4	50.0	3-0.4	1	1-0	6	0.8	2 3 Times
Jr.	12	0	26	5-7	71.4	2-3	66.7	3-0.3	4	3-0	12	1.0	6 Miss. St. A
Total	29	0	53	8-13	61.5	4-9	44.4	7-0.2	6	4-0	20	0.7	

**TOM HEITZ, 6-8, 215 Sophomore Forward
Hamilton, Ind. (2-23-61)**

Played 108 minutes in 24 games last season . . . Averaged 1.3 points and 0.8 rebounds . . . Scored five points and grabbed two rebounds in only three minutes of action against California . . . Worked hard during the offseason and has gained much strength . . . Clean and jerked more than 300 pounds during preseason conditioning and weightlifting program . . . Played at a small high school (Hamilton) in the northeast corner of Indiana . . . Gained little attention until his senior year . . . Brother Mike was a 7-footer who played at West Virginia . . . A three-year high school letterman . . . As a senior he averaged 27.4 points and 17.9 rebounds, hit 65.6 percent from the field and 70 percent from the free throw line . . . Holds 12 school records . . . Single game highs were 39 points, 23 rebounds, and 10 blocked shots . . . Scored 1,437 career points, grabbed 849 rebounds, and blocked 142 shots . . . Played in Kentucky-Indiana All-Star series after being named first team all-state in Indiana . . . An honor student in high school, he was listed in Who's Who Among American High School Students . . . Played in Albert Schweitzer Games in Mannheim, Germany, in April, 1979, on an United States team that competed with Russia, Poland, Spain, Yugoslavia, and 11 other countries . . . Heitz averaged 13 points as the United States finished third . . . Coach Steve Grill . . . Business administration.



COACH HALL: "Tom has probably made as much improvement as any player on our team. He's added much strength since last year. Only seasoning remains to develop him into an outstanding player."

TOM HEITZ

Year	G	Sts.	Time	FG-FGA	Pct.	FT-FTA	Pct.	Reb-Ave	A	PF-D	Pts. Ave	Season High	
Fr.	24	0	108	6-22	27.3	18-33	54.6	20-0.8	3	13-0	30	1.3	5 Calif. H

**DERRICK HORD, 6-6, 215, Sophomore Forward
Bristol, Tenn. (9-19-60)**

A super quick, super strong, and great leaping player who will probably see action at both forward and guard . . . Played in all 35 Wildcat games last season, starting two . . . Averaged 5.9 points and 2.5 rebounds per game . . . Ranked sixth on the team in minutes played (677) . . . Scored season high 18 points twice, against South Carolina and Florida . . . Started against Notre Dame on national television, pulling down a game high 11 rebounds and scoring 10 points . . . Scored in double figures six times . . . Great clutch performer who needs only consistency to become a super player . . . Named to every prep All-America team after completing a fabulous career at Tennessee High . . . Inducted into the Basketball Hall of Fame, High School Division in April, 1979 . . . Set 42 high school records . . . His four-year team record and stats were: Freshman—25-8, 13.4 ppg., 10 rpg.; Sophomore—30-6, 20.1 ppg., 9.9 rpg.; Junior—29-9, 21.6 ppg., 11.3 rpg.; Senior—32-4, 26.7 ppg., 13.4 rpg . . . Three-time all-stater . . . Selected to play in the Mini-Olympics in Colorado Springs in 1978 . . . Played in numerous high school all-star games . . . A fine student and citizen, Hord was elected class president five of his last six years in junior and senior high school . . . Coached at Tennessee High by Wildcat Assistant Bob Chambers . . . Communications major.




COACH HALL: "This should be the year that Derrick Hord comes of age. Only lack of confidence last year kept this talented athlete from achieving his potential. This year, with more understanding of the Kentucky system, we see great things ahead for Derrick."

DERRICK HORD

Year	G	Sts.	Time	FG-FGA	Pct.	FT-FTA	Pct.	Reb-Ave	A	PF-D	Pts. Ave	Season High
Fr.	35	2	677	78-166	47.0	49-64	76.6	87-2.5	37	66-2	205	5.9
												18 S. Car. H Florida H

**CHARLES HURT, 6-6, 215, Sophomore Forward
Shelbyville, Ky. (3-28-61)**

A tremendous leaper with outstanding strength . . . Potentially one of the most powerful players ever at Kentucky . . . Played in all 35 games last season, starting one . . . Played 475 minutes and averaged 3.9 ppg. and 2.5 rpg . . . Hit 60.5% of his field goal attempts . . . Had very low turnover/time played ratio . . . Scored season high 10 points against Notre Dame and in his start against Auburn . . . A prep All-America and a two-time all-stater at Shelby County High School . . . Led the Rockets to the 1978 state championship . . . His three year high school record and stats were: Sophomore—22-4, 15.1 ppg., 11.2 rpg.; Junior—31-3, 18.6 ppg., 10.2 rpg.; Senior—17-6, 22.9 ppg., 16.6 rpg . . . Led Kentucky All-Stars to two wins over the Indiana All-Stars scoring 29 points and grabbing 25 rebounds in the two games . . . Played two games in the Derby Classic, earning most valuable player honors in one . . . Also a track standout in high school . . . Coach Tom Creamer . . . Arts and sciences major.




COACH HALL: "Charles has improved greatly over the summer. His jumping ability is legendary. He plays with strength and determination, and will push for a starting position at forward."

CHARLES HURT

Year	G	Sts.	Time	FG-FGA	Pct.	FT-FTA	Pct.	Reb-Ave	A	PF-D	Pts. Ave	Season High
Fr.	35	1	475	52-86	60.5	32-52	61.5	87-2.5	14	74-2	136	3.9
											10	N.D.
												Auburn
												A

BO LANTER, 6-1, 175, Junior Guard
Versailles, Ky. (9-4-59)

A transfer walk-on who earned a scholarship. Came to Kentucky after a season at Midwestern State University in Wichita Falls, Tex. . . . Played 55 minutes in 17 games last season . . . Played very well against Notre Dame and in the loss to Alabama . . . Played prep ball at Woodford County High School . . . Averaged 20 points and seven rebounds as a junior and a senior . . . School's MVP and twice named All-Central Kentucky Conference . . . Selected outstanding player in the conference as a senior . . . Won three letters in basketball, six in tennis, and one in football . . . Coach Gene Kirk . . . Public relations major.




COACH HALL: "Bo came into several games last season, his first at Kentucky, and made strong contributions. He is a tough, hard-nosed player and a team man all the way."

BO LANTER

Year	G	Sts.	Time	FG-FGA	Pct.	FT-FTA	Pct.	Reb-Ave	A	PF-D	Pts. Ave	Season High	
So.	17	0	55	5-13	38.5	3-8	37.5	9-0.5	8	12-0	13	0.8	4 Ala. H

**DIRK MINNIEFIELD 6-3, 180 Sophomore Guard
Lexington, Ky. (1-17-61)**

Played 691 minutes (fifth on the team) in 34 games, starting 18 . . . Started 18 of the last 19 games . . . Scored season high 14 points at Mississippi State and handed out a Kentucky record 13 assists in the same game . . . Averaged 5.0 points per game . . . Excellent speed and quickness . . . Adapted the roll of a playmaker well, but will probably shoot more this season . . . A three-year letterman from Lexington Lafayette High School . . . Was the fourth Lafayette standout to earn "Mr. Basketball" honors . . . Led Lafayette to the 1979 Kentucky state championship . . . Two-time prep All-American . . . Three-time All-State . . . Lafayette's second all-time leading scorer with 1,527 points . . . Averaged 18.1 points, 6.0 assists, and hit 56.3 percent from the field as a senior . . . Led Kentucky All-Stars to two wins over the Indiana All-Stars . . . Won MVP honors in the first Derby Classic game of 1979 . . . Played in several all-star games including Derby Classic, Dapper Dan Classic, and Capital Classic . . . Coach Jock Sutherland . . . Arts and Sciences.



COACH HALL: "Dirk was a leader as a freshman and grows stronger and stronger in this area every day. He's an assist leader who directs our offense and is determined on defense. He contributes in many ways."

DIRK MINNIEFIELD

Year	G	Sts.	Time	FG-FGA	Pct.	FT-FTA	Pct.	Reb-Ave	A	PF-D	Pts. Ave	Season High		
Fr.	34	18	691	68-142	47.9	35-49	71.4	70-2.1	126	82-3	171	5.0	14	Miss. St. A

CHUCK VERDERBER, 6-6, 225 Junior Forward
Lincoln, Ill. (11-3-59)

A highly intelligent player and an excellent leader . . . Played in 34 games last season, starting one . . . Has missed only one game in two-year career . . . Averaged 3.0 points and 2.2 rebounds last season . . . Hit 52.1 percent from the field and 73.7 percent from the free throw line . . . Scored season high 11 points against Alaska . . . Has gained much strength and quickness under Kentucky's weightlifting and conditioning program . . . Best career game came against Florida in 1979 when he scored a career high 22 points and pulled down 13 rebounds . . . Set nine school records at Lincoln High School including career points (2,032), career rebounds (1,014), season points (773), season rebounds (385), season free throws (163), career free throws (406), and career field goals (809) . . . Scored single game high 44 points in sectional game against Danville . . . Three time MVP of Big 12 Conference . . . Prep All-American . . . Played in numerous postseason prep all-star games . . . Member National Honor Society in high school . . . Academic All-SEC while majoring in pre-Dental. Coach Loren Wallace.



COACH HALL: "Only a junior, but well beyond his years in leadership and determination. He always hustles. Chuck must develop his outside shooting to go along with excellent defense and strong rebounding."

CHUCK VERDERBER

Year	G	Sts.	Time	FG-FGA	Pct.	FT-FTA	Pct.	Reb-Ave	A	PF-D	Pts.	Ave	Season High	
Fr.	31	10	607	62-119	52.1	65-87	74.7	131-4.2	38	79-2	189	6.1	22 Fla.	H
So.	34	1	374	37-71	52.1	28-38	73.7	74-2.2	12	54-2	102	3.0	11 Alas.	A
Total	65	11	981	99-190	52.1	93-125	74.4	205-3.2	50	133-4	291	4.5		

**DICKY BEAL, 5-11, 170 Freshman Guard
Covington, Ky. (9-18-62)**


Made several prep All-America teams . . . All-Stater at Covington Holmes High School . . . Led his team to a 33-3 record and to the state tournament his senior season . . . Played in several all-star games, including the Atlanta Classic and the Kentucky-Indiana All-Star Games . . . Averaged 23.6 points, 6.5 rebounds, and 8.3 assists as a senior . . . Hit 55 percent from the field and 68 percent from the free throw line . . . Scored career high 50 points against Covington Holy Cross . . . A four-year letterman . . . Has exceptional quickness and jumping ability . . . Can dunk the ball two-handed . . . A good shooter and penetrator . . . Hits the open man well . . . Has the ability to be an excellent defensive player . . . Signed with Kentucky after early indications were he would attend DePaul . . . Outstanding student . . . Coach Reynolds Flynn . . . Arts and Sciences.



COACH HALL: "Dicky is a fine young man and a fine student. He is untried in college basketball, but he has the ability, quickness, and toughness to be a good player. He is an excellent ballhandler, and we expect him to be very effective penetrating and against pressure defense."

**BRET BEARUP, 6-9, 230 Freshman Forward
Centerport, N.Y. (11-17-61)**

Consensus prep All-American at Harborfields High School . . . Ranked number one power forward prospect in the country by Midwest Basketball News . . . Two-time all-stater . . . Played in several all-star games including Capital Classic, McDonald's East-West Game, Derby Classic, and Seamco All-American Game . . . One of three high school players selected to play in the National Sports Festival II games in Colorado Springs . . . Toured Yugoslavia with New York all-star team . . . His year by year statistics were: Sophomore—16.7 ppg., 11 rpg.; Junior—22.8 ppg., 15 rpg.; Senior—28.5 ppg., 17 rpg., 60 percent from the field, 80 percent from the free throw line . . . Committed early to Kentucky . . . Outstanding student . . . Had 3.4 GPA on 4.0 scale . . . Ranked in top five percent nationally on National Merit Test . . . Could be one of the strongest players ever to play at Kentucky . . . Clean and jerked more than 300 pounds during preseason conditioning program . . . Excellent outside shooter and strong rebounder . . . Coach Joe Mayer . . . Arts and Sciences.



COACH HALL: "Bret is a big strong power forward who comes out of high school with outstanding credentials. It's only a matter of time until he adjusts to the college game and becomes equally impressive on the collegiate level. He has good hands and excellent quickness for a big man."

**JIM MASTER, 6-4, 170 Freshman Guard
Ft. Wayne, Ind. (3-16-62)**


Consensus prep All-American . . . Indiana's "Mr. Basketball" . . . Averaged 27.8 points and hit 52 percent from the field and 89 percent from the free throw line . . . Single game high was 43 points . . . Scored an amazing 30 consecutive points in just over 12 minutes against state ranked Southside High School . . . Scored a total of 1,298 points his junior and senior years . . . Played in several all-star games, including Capital Classic, McDonald's All-American Game, McDonald's East-West Game, and the Derby Classic . . . One of his most cherished honors was his selection to the Indiana Academic All-State team by the Indiana Coaches Association . . . Scored at a 25.2 ppg. clip as a junior . . . One of three high school juniors to participate in the National Sports Festival in Colorado Springs, along with teammate Bret Bearup . . . Outstanding shooter with deceptive speed . . . Has added strength since arriving at Kentucky . . . Coach Harlan Frick . . . Arts and Sciences.



COACH HALL: "Jim is an unusual freshman. He has the type of ability that makes it possible for him to step in and contribute immediately. He's a great shooter under pressure and has excellent court sense."

**MELVIN TURPIN, 6-11, 240 Freshman Center
Lexington, Ky. (12-28-60)**

Prep All-American two years ago at Lexington Bryan Station . . . Attended prep school at Fork Union Military Academy last year . . . Led Fork Union to its best season ever (25-1) by averaging 24.5 points, 14.2 rebounds, and 7.5 blocked shots . . . Named the MVP in the Massanutten Academy Tournament and in the Frederick Military Academy Tournament . . . As a high school senior he averaged 24 points and 15 rebounds per game and hit 52 percent from the field and 75 percent from the free throw line . . . Committed to Kentucky early last season . . . First team all-state as a senior . . . Played in several all-star games, including the Derby Classic, Kentucky-Indiana All-Star Games, and East-West All-Star Games . . . Invited but was unable to play in the Dapper Dan Classic . . . Has added much weight and strength since this summer . . . Great shooting touch . . . Benefited greatly from Kentucky's weightlifting and conditioning program . . . Fork Union Coach Fletcher Arritt . . . Bryan Station Coach Bob Barlow . . . Arts and Sciences.



COACH HALL: "Melvin is a freshman, but has had a year of seasoning in a prep school. He is much stronger and much more mature than when he was in high school. We expect him to make a place for himself on this squad."

1980-81 KENTUCKY VARSITY BASKETBALL ROSTER

No.	Name	Pos.	Class	Ht.	Wt.	Age	Exp.	Hometown/High School
10	Dirk Minniefield	G	So.	6-3	180	19	1L	Lexington, Ky./Lafayette
11	Dicky Beal	G	Fr.	5-11	170	18	—	Covington, Ky./Holmes
12	Bo Lanter	G	Jr.	6-1	185	21	1L	Versailles, Ky./Woodford Co.
15	Chris Gettelfinger	G	Sr.	6-2	190	22	1L	Knoxville, Tenn./Catholic
20	Jim Master	G	Fr.	6-4	170	18	—	Ft. Wayne, Ind./Paul Harding
24	Bret Bearup	F	Fr.	6-9	230	18	—	Centerport, N.Y./Harborfields
31	Sam Bowie	C	So.	7-1	230	19	1L	Lebanon, Pa./Lebanon
32	Derrick Hord	F	So.	6-6	205	20	1L	Bristol, Tenn./Tennessee
33	Tom Heitz	F	So.	6-8	215	19	1L	Hamilton, Ind./Hamilton
34	Chuck Verderber	F	Jr.	6-6	225	21	2L	Lincoln, Ill./Lincoln
40	Fred Cowan	F	Sr.	6-8	225	22	3L	Sturgis, Ky./Union Co.
44	Charles Hurt	F	So.	6-6	210	19	1L	Shelbyville, Ky./Shelby Co.
54	Melvin Turpin	C	Fr.	6-11	240	19	—	Lexington, Ky./Bryan Station

HEAD COACH—Joe B. Hall (Ninth Year at Kentucky)

ASSOCIATE COACH—Leonard Hamilton

ASSISTANT COACHES—Joe Dean, Bob Chambers, Harry Lancaster

TRAINER—Walt McCombs

EQUIPMENT MANAGER—Bill Neightley

STUDENT MANAGER—George Fletcher

LETTERMEN LOST—3

LETTERMEN RETURNING—9

From Kentucky—4

From 4 Other States—5


SQUAD STRENGTH—13

Seniors—2

Juniors—2

Sophomores—5


Freshmen—4



The 1980-81 University of Kentucky Wildcats front row left to right Equipment Manager Bill Keightley, Head Coach Joe B. Hall, Dirk Minniefield, Bo Lanter, Jim Master, Chris Gettelfinger, Dicky Beal, Associate Coach Leonard Hamilton, and Manager George Fletcher. Back row left to right Trainer Walt McCombs, Volunteer Assistant Harry Lancaster, Chuck Verderber, Fred Cowan, Bret Bearup, Melvin Turpin, Sam Bowie, Tom Heitz, Charles Hurt, Derrick Hord, Part-time Assistant Bob Chambers, and Assistant Coach Joe Dean.

SCOUTING REPORTS

Charles Hurt, Derrick Hord, Part-time Assistant Bob Chambers, and Assistant Coach Joe Dean.



1st Game—EAST TENNESSEE at Lexington—Saturday, Nov. 29 (TV)

Site—Rupp Arena (23,000)
 Location—Johnson City, Tenn.
 Enrollment—10,000
 Conference—Southern
 Nickname—Buccaneers
 Colors—Blue and Gold
 Athletic Director—Bill McCarthy
 Publicist—John Cathey
 Ph—615-929-4220

Tipoff—7:30 p.m. EST
 (UK TV-Delayed)
 Series—No Games Played

1979-80 Record—Won 15, Lost 13
 (Conf. Finish—8-7 4th)

COACH—Jim Hallihan (2 Years at ETSU—Won 31, Lost 24—PCT. 56.4)

Offense—1-4
 Chief Losses—Scott Place (F) 10.6
 Top Returnees—Troy Mikell (6-1 G) 16.5; Clint Smith (6-6 F) 10.1; Winfred Reid (6-3 G) 9.7; Richard Bragg (6-5 G) 1.0; Andre Motley (6-6 F) 4.6
 Best Newcomers—Aaron Douglass (6-3 G); Marcus Reese (6-3 G)
 Defense—Man-to-Man

OUTLOOK: Southern Conference Freshman of the Year Troy Mikell heads the list of 11 returning lettermen on the 1980-81 East Tennessee squad. Mikell averaged 16.5 points per game and is described as "the most exciting play to wear the blue and gold in more than a decade." Team captain George Underwood (6-7) and Clint Smith (6-6) head the list of front court people for Coach Jim Hallihan. Jim Smith (6-7), injured two years ago, could be a big factor in Buccaneer success if completely recovered. Winfred Reid (6-3) is an excellent talent and can play either guard or forward.

EAST TENNESSEE SCHEDULE

11-29	Kentucky	A	1-24	The Citadel	H
12- 1	UNC-Asheville	H	1-26	Appalachian State	A
12- 6	Davidson	H	1-31	UT-Chattanooga	H
12-10	Virginia Tech	H	2- 4	Davidson	A
12-19-20	West Va. Tournament	A	2- 7	Marshall	H
12-30	Florida	A	2- 9	UT-Chattanooga	A
1- 3	South Carolina	H	2-12	Liberty Baptist	H
1- 7	VMI	H	2-14	Western Carolina	H
1-10	Western Carolina	A	2-16	The Citadel	A
1-14	Furman	H	2-19	Appalachian State	H
1-17	Marshall	A	2-21	Morehead State	A
1-19	VMI	A	2-24	Furman	A

2nd Game—OHIO STATE at Lexington—Wednesday, Dec. 3 (TV)

Site—Rupp Arena (23,000)

Location—Columbus, Ohio

Enrollment—55,000

Conference—Big Ten

Nickname—Buckeyes

Colors—Scarlet and Gray

Athletic Director—Hugh Hindman

Publicist—Marv Homan

Ph-614-422-6861

1979-80 Record—Won 21, Lost 8

(Conf. Finish—12-6 2nd)

Tipoff—7:35 p.m. EST (UK TV)

Series—OSU leads 7-6 since 1933

Last Game—81-82 OSU (NCAA) 1968

Biggest Win Margin—

UK 19 (95-76) in 1959

OSU 16 (46-30) in 1933

Records at Site—

UK 4-2 (Last win 1960)

OSU 2-4 (Last win 1943)

Hall Record—Win 0, Lost 0

COACH—Eldon Miller (5 Years at OSU—Won 65, Lost 49, Oct. 57.0)

Offense—Single post/guard

Defense—Man-to-Man

Chief Losses—Kelvin Ransey (G) 17.6

Top Returnees—Herb Williams (6-10 C) 16.2; Clark Kellogg (6-8 F) 11.6; Carter

Scott (6-2 G) 10.4; Jim Smith (6-7 F) 7.1

Best Newcomers—Ed Major (6-4 G) 15.0

OUTLOOK: Ohio State returns four of five starters from last year's team which posted a 21-8 record. The 21 wins is the most for the Buckeyes since 1968. Heading the list of OSU returnees is 6-10 All-Big Ten center Herb Williams who averaged 17.6 points and 9.1 rebounds last season. Also back are forwards Jim Smith (6-7) and Clark Kellogg (6-8) and guards Carter Scott (6-2) and Larry Huggins (6-3). Coach Eldon Miller must replace guard Kelvin Ransey (6-1), who finished his career as OSU's second all-time leading scorer behind Jerry Lucas.

OHIO STATE SCHEDULE

11-20	Athletes in Action	H	1-24	Michigan	H
11-29	Cleveland State	H	1-25	Virginia	A
12- 3	Kentucky	A	1-29	Wisconsin	H
12- 6	Colgate	H	1-31	Michigan State	A
12-16	South Alabama	H	2- 5	Illinois	A
12-20	Arizona State	A	2- 7	Michigan State	H
12-23	Princeton	H	2-12	Michigan	A
12-30	West Virginia	H	2-14	Illinois	H
1- 8	Iowa	A	2-19	Minnesota	H
1-10	Purdue	A	2-21	Wisconsin	A
1-15	Northwestern	H	2-26	Indiana	A
1-17	Indiana	H	2-28	Northwestern	A
1-19	Bowling Green	H	3- 5	Purdue	H
1-22	Minnesota	A	3- 7	Iowa	H

3rd Game—INDIANA at Bloomington—Saturday, Dec. 6 (TV)

Site—Assembly Hall (17,357)	Tipoff—4:05 p.m. EST (UK TV)
Location—Bloomington, Ind.	Series—IU Leads 13-9 since 1924
Enrollment—31,500	Last Game—69-58 UK (H) in 1979
Conference—Big Ten	Biggest Win Margin—
Nickname—Hoosiers	UK 35 (91-56) in 1965
Colors—Cream and Crimson	IU 24 (98-74) in 1974
Athletic Director—Ralph Floyd	Records at Site—
Publicist—Tom Miller	UK 2-5 at Bloomington (Last Win 1976)
Ph—812-337-2421	IU 5-2 at Bloomington (Last Win 1978)
1979-80 Record—Won 21, Lost 8	Hall Record—Won 4, Lost 6
(Conf. Finish—13-5 1st)	

COACH—Bobby Knight (9 Years at IU—Won 205, Lost 59, Pct. 77.7)

Offense—Motion, Passing Game	Defense—Man-to-Man
Chief Losses—Butch Carter (G) 6.5; Mike Woodson (F) 19.8	
Top Returnees—Isiah Thomas (6-1 G) 14.6; Ray Tolbert (6-9 C) 10.3; Landon Turner (6-10 C) 7.4; Steve Bouchie (6-8 F) 6.5; Randy Wittman (6-6 G) 5.9	
Best Newcomers—Mike LaFave (6-9 F) 22.6; Craig Bardo (6-5 G) 19.0	

OUTLOOK: Indiana's defending Big Ten champions lost two starters, conference most valuable player Mike Woodson and guard Butch Carter, but Coach Bobby Knight has 12 returning lettermen. Chief among the returnees is guard Isiah Thomas, a starter on the 1980 Olympic team and a second team All-Big Ten selection as a freshman; center Ray Tolbert, who has led IU in rebounding the past three years; guard Randy Wittman, who is coming back after missing virtually all of last season with a stress fracture of his ankle; and forward Steve Bouchie, who started 16 games last year and averaged 6.5 points per game.

INDIANA SCHEDULE

11-29 Ball State H	1-24 Northwestern A
12- 1 Murray State H	1-29 Minnesota A
12- 6 Kentucky H	1-31 Purdue H
12- 9 Notre Dame A	2- 5 Wisconsin H
12-12-13 Indiana Classic H	2- 7 Purdue A
12-15 Oral Roberts H	2-12 Northwestern H
12-20 North Carolina A	2-14 Wisconsin A
12-23 Kansas State A	2-19 Iowa A
12-27-30 Rainbow Classic A	2-21 Minnesota H
1- 8 Michigan State H	2-26 Ohio State H
1-10 Illinois H	2-28 Michigan H
1-15 Michigan A	3- 5 Illinois A
1-17 Ohio State A	3- 7 Michigan State A
1-22 Iowa H	

4th Game—KANSAS at Lexington—Saturday, Dec. 13 (TV)

Site—Rupp Arena (23,000)	Tipoff—7:30 p.m. EST (UK TV Delayed)
Location—Lawrence, Kan.	Series—Kentucky leads 11-1 Since 1950
Enrollment—26,200	Last Game—57-56 UK (A) in 1979
Conference—Big 8	Biggest Win Margin— UK 37 (100-63) in 1974 KU 8 (71-63) in 1973
Nickname—Jayhawks	Record at Site UK 5-0 in Lexington
Colors—Crimson and Blue	Hall Record—Won 7, Lost 1
Athletic Director—Bob Marcum	
Publicist—Sid Wilson	
Ph—913-864-3417	
1979-80 Record—Won 15, Lost 14 (Conf. Finish—7-7 Tie-4th)	
COACH—Ted Owens (16 Years at KU—Won 298, Lost 144, Pct. 67.4)	

Offense—Fast Break	Defense—Man-to-Man
Chief Losses—Chester Giles (C) 4.1; Randolph Carroll (F) 2.2; Keith Douglas (G) 3.4	
Top Returnees—Darnell Valentine (6-2 G) 16.5; Ricky Ross (6-6 G) 11.7; Tony Guy (6-6 G) 10.9; John Crawford (6-8 F) 7.9; Booty Neal (6-5 G) 5.8	
Best Newcomers—Jeff Konek (6-3 G) 13.5; Brian Martin (6-8 F) 13.6; Victor Mitchell (6-10 C) 26.6; Mark Summers (6-7 F) 5.7	

OUTLOOK: Nine lettermen, including four starters, return from last season's 15-14 Kansas team. The returnees represent 88.9 percent of the team's scoring attack, 78.6 percent of its rebounding, and 85.1 percent of its minutes played. Co-captains Darnell Valentine and Tony Guy head the list of returnees. Valentine will be in his fourth season as the quarterback of the Jayhawks. He has led the squad in scoring, assists, and steals during each of his seasons. Guy has started every game the past two seasons. Four veterans return in the front court. Senior Art Housey and sophomore Kelly Knight were parttime starters last season. The front line is the area likely to benefit the quickest from KU's recruiting class. Center Victor Mitchell (6-10) was a second team junior college All-American last season.

KANSAS SCHEDULE

11-29	Nevado-Reno	A	1-17	Oklahoma	A
12- 1	Pepperdine	H	1-21	Missouri	H
12- 3	Michigan	H	1-24	Colorado	H
12- 6	Oral Roberts	H	1-28	Kansas State	A
12- 9	Morehead State	H	1-31	Nebraska	A
12-13	Kentucky	A	2- 4	Oklahoma State	A
12-20	Southern California	H	2- 7	Oklahoma	H
12-22	Southern Methodist	A	2-11	Missouri	A
12-30	Rollins College	H	2-14	Iowa State	A
1- 3	North Carolina	H	2-18	Kansas State	H
1- 6	Memphis State	A	2-21	Colorado	A
1-10	Iona	H	2-25	Nebraska	H
1-14	Iowa State	H	2-28	Oklahoma State	H

UNIVERSITY OF KENTUCKY INVITATIONAL TOURNAMENT (TV)
Friday and Saturday, Dec. 19-20

(See special UKIT Records)
 Site—Rupp Arena (23,000)

ALABAMA-BIRMINGHAM

Location—Birmingham, Ala. Series—No Games Played
 Enrollment—14,000
 Conference—Sun Belt
 Nickname—Blazers
 Colors—Green and Gold
 Athletic Director—Gene Bartow
 Publicist—Pete Derzis
 Ph—205-934-3824
 1979-80 Record—Won 18, Lost 12
 (Conf. Finish—2nd)

COACH—Gene Bartow (2 Years at UAB—Won 33, Lost 23, Pct. 58.9)

Offense—Power Based Defense—Pressure Man-to-Man
 Chief Losses—Keith McCord (C) 18.2; Larry Spicer (F) 15.3; Greg Leet (G) 8.8;
 George Jones (G) 7.8; Stan Scales (F) 4.8
 Top Returnees—Oliver Robinson (6-4 G) 8.0; Glenn Marcus (5-10 G) 4.4; Donnie
 Speer (6-8 C) 4.5; Raymond Gause (6-4 F) 6.2
 Best Newcomers—Craig Lane (6-5 F) 25.2; Jonath Nicholas (6-3 G) 20.0; Norman
 Anchrum (6-10 C) 12.0; Luellen Foster (6-4 G) 16.8; Russell Foster (6-9 F) 24.0

OUTLOOK: Replacing the entire front line will be Gene Bartow's biggest task in year number three at UAB. Guards Oliver Robinson and Glenn Marcus were part-time starters last season, and along with recruit Jonath Nicholas, should provide a steady back court. Donnie Speer is the leading candidate for the center spot with help from the much traveled Norman Anchrum. The forward candidates are Craig Lane, Chris Giles, Raymond Gause, and Leon Morris. The Blazers won 18 games last season and participated in the National Invitational Tournament.

ALABAMA-BIRMINGHAM SCHEDULE

11-29 MacMurray College H	1-17 South Florida A
12- 3 Butler H	1-24 Jacksonville A
12- 6 Ole Miss A	1-29 South Florida H
12- 8 Texas-Arlington H	1-31 South Alabama H
12-11 Roosevelt H	2- 2 Georgia State A
12-13 Pittsburgh A	2- 5 Georgia State H
12-16 Missouri Western H	2- 7 DePaul A
12-19-20 UKIT A	2-12 UNC-Charlotte A
12-23 Iowa State A	2-14 Virginia Commonwealth A
12-29-30 UAB Classic H	2-17 South Alabama A
1- 3 Jacksonville H	2-21 UNC-Charlotte H
1-10 Virginia Commonwealth H	2-24 Samford H

ALASKA-ANCHORAGE

Location—Anchorage, Alaska	Series—UK Leads 1-0 since 1979
Enrollment—4,000	Last and Only Game—
Conference—Independent	UK 97, UAA 68 (1979 Great
Nickname—Seawolves	Alaskan Shootout)
Colors—Green and Gold	
Ahtletic Director—Dr. Gene Templeton	
Publicist—Gary Montgomery	
Ph—907-263-1230	
1979-80 Record—Won 13, Lost 19	

COACH—Gary Bliss (2 Years at UAA—Won 29, Lost 30, Pct. 49.2)

Offense—Multiple	Defense—Zone and Man-to-Man
Chief Losses—Tony Turner (F) 17.1; Tom Wheeler (G) 10.8	
Top Returnees—Al Collins (6-3 G) 12.5; Robert Gould (6-5 C) 13.4	
Best Newcomers—Rawley Farris (6-3 G); Mark Fitt (6-8 C); Sloan Carlson (6-0 G)	

OUTLOOK: Four returnees and a banner recruiting year have the Seawolves optimistic about the 1980-81 campaign. The top returnees are Robert Gould (6-5), who averaged 13.4 points and 7.6 rebounds last season, and Al Collins, who scored in double figures 21 times last season. Ty Kuiper (6-6) and Greg Moore (6-3) complete the list of returnees. Nine new players, including eight junior college transfers and one freshman, will be on hand this year.

ALASKA-ANCHORAGE SCHEDULE

11-21 Alaska-Fairbanks H	1-10 Southwest Louisiana A
11-22 Alaska-Fairbanks H	1-17 Longwood H
11-28-30 Alaskan Shootout H	1-18 Longwood H
12- 5 Southwest Missouri H	1-23 Athletes in Action H
12- 6 Southwest Missouri H	1-24 Athletes in Action H
12-12 East Oregon State H	1-29 Valdosta State H
12-13 East Oregon State H	1-30 Valdosta State H
12-15 Cal. State-Sonoma H	2- 2 Hawaii Pacific A
12-19-20 UKIT A	2- 6 BYU-Hawaii A
12-27 Houston H	2- 9 Portland State A
12-29 Houston H	2-14 BYU-Hawaii H
1- 3 Baylor A	2-16 BYU-Hawaii H
1- 5 Lamar A	2-20 Alaska-Fairbanks A
1- 7 Arkansas A	2-21 Alaska-Fairbanks A

IDAHO STATE

Location—Pocatello, Idaho

Series—No Games Played

Enrollment—11,000

Conference—Big Sky

Nickname—Bengals

Colors—Orange and Black

Athletic Director—I.J. "Babe" Caccia

Publicist—Glenn Alford

Ph—208-236-3651

1979-80 Record—Won 9, Lost 17

(Conf. Finish—5-9 Tie 5th)

COACH—Lynn Archibald (3 Years at ISU—Won 39, Lost 40, Pct. 49.4)

Offense—1-2-2

Defense—Multiple

Chief Losses—Joe Fazekas (C) 13.0; Paul Wilson (F) 10.3; Joe Stewart (G) 8.7

Top Returnees—Dale Wilkinson (6-10 F) 5.9

Best Newcomers—Dwain Cearley (7-2 C) 18.0; Byron Williams (6-5 G-F) 21.2;
Robert Tate (6-4 G) 19.0

OUTLOOK: Idaho State is starting from scratch to rebuild last year's 9-17 team, ISU's first losing record in 10 years. Coach Lynn Archibald has only one starter, power forward Dale Wilkinson, and one other letterman, center Chris Owen, returning. In addition, lettermen Ray Watson (6-1 G) and Greg Gomes (6-6 F) return from the 1978-79 team after redshirting last year. Archibald enjoyed an outstanding recruiting year. Dwain Cearley (7-2), Byron Williams (6-5), and Robert Tate (6-4) were all highly recruited junior college players. In all, five juco transfers and three incoming freshmen bolster the ISU roster.

IDAHO STATE SCHEDULE

11-28	Southern California	H	1-17	Montana	H
11-29	St. Martins	H	1-22	Northern Arizona	A
12- 1	Long Beach State	A	1-24	Nevado-Reno	A
12- 4	San Diego State	A	1-31	Weber State	H
12-10	Colorado State	H	2- 6	Idaho	H
12-13	San Jose State	H	2- 7	Boise State	H
12-19-20	UKIT	A	2-13	Montana	A
12-23	St. Mary's	A	2-14	Montana State	A
12-30	Utah State	H	2-20	Nevado-Reno	H
1- 2	Rocky Mountain	H	2-21	Northern Arizona	H
1- 9	Boise State	A	2-28	Weber State	A
1-10	Idaho	A	3-7-8	Big Sky Tournament	A
1-16	Montana State	H			

7th Game—NOTRE DAME at Louisville—Saturday, Dec. 27 (TV)

Site—Freedom Hall (16,613)	Tipoff—7:35 p.m. EST (UK TV)
Location—Notre Dame, Ind.	Series—UK Leads 28-14 Since 1929
Enrollment—8,750	Last Game—UK 86-80 in 1979
Conference—Independent	Biggest Win Margin—
Nickname—Fighting Irish	UK 34 (103-69) in 1965
Colors—Gold and Blue	ND 21 (41-20) in 1936
Athletic Director—Edward W. Krause	Records at Site—
Publicist—Roger Valdiserri	UK 18-3 (Last Win 1979)
Ph—219-283-7516	ND 3-18 (Last Win 1973)
Last Season's Record—Won 22, Lost 6	Hall Record—Won 7, Lost 1
COACH—Richard "Digger" Phelps (9 Years at ND—Won 183, Lost 78, Pct. 70.1)	
Offense—Motion	Defense—Man-to-Man
Chief Losses—Rich Branning (G) 11.3; Bill Hanzlik (G) 7.5	
Top Returnees—Kelly Tripucka (6-6 F) 18.0; Tracy Jackson (6-6 F) 15.1; Orlando Woolridge (6-9 C) 12.2	
Best Newcomers—Barry Spencer (6-7 F) 24.5; Joe Kleine (6-11 C) 31.3; Tom Sluby (6-4 G) 23.5; Cecil Rucker (6-8 F) 21.2	

OUTLOOK: Notre Dame basketball coach Digger Phelps welcomes nine returning lettermen and a quartet of highly-touted freshmen into the ranks for the 1980-81 campaign as the Fighting Irish shoot for their sixth consecutive 20-victory season and eighth straight NCAA tournament bid. Three senior starters return in the front court—tri-captains Kelly Tripucka, Tracy Jackson, and Orlando Woolridge. Notre Dame guard candidates include returnees John Paxson, Stan Wilcox, and Mike Mitchell, and freshmen Barry Spencer and Tom Sluby.

NOTRE DAME SCHEDULE

11-30 UCLA A	1-24 Maryland A
12- 2 Montana State H	1-27 Cornell H
12- 4 TCU H	1-31 South Carolina H
12- 6 Cal Poly-Pomona H	2- 2 St. Mary's H
12- 9 Indiana H	2- 4 LaSalle H
12-22 Valparaiso H	2- 8 UCLA H
12-27 Kentucky A	2-10 Boston H
1- 4 Davidson A	2-14 North Carolina State A
1- 6 Villanova A	2-16 Fairfield H
1-10 Marquette A	2-22 Virginia A
1-13 San Francisco A	2-26 St. Francis H
1-17 Hofstra H	2-28 Dayton H
1-19 Fordham H	3- 7 DePaul A
1-21 San Francisco H	

8th Game—MAINE at Lexington—Tuesday, Dec. 30 (TV)

Site—Rupp Arena (23,000)

Tipoff—7:30 p.m. EST

Location—Orono, Maine

(UK TV Delayed)

Enrollment—11,000

Series—No Games Played

Conference—ECAC/North

Nickname—Black Bears

Colors—Blue and White

Athletic Director—Harold Westerman

Publicist—Bob Creteau

Ph—207-581-7376

1979-80 Record—Won 15, Lost 13

COACH—Skip Chappelle (9 Years at UM—Won-126, Lost 99, Pct. 56.0)

Offense—Motion

Defense—Multiple

Chief Losses—Rufus Harris (F) 25.6

Top Returnees—Rick Carlisle (6-4 G) 12.3; Champ Godbolt (6-4 G) 5.9; Clay Gunn (6-6 C) 10.6; Jim Mercer (6-2 G) 6.8; Dave Wyman (6-6 F) 3.9

Best Newcomers—Kevin Green (6-3 G); Jeff Sturgeon (6-4 G); Paul Cook (6-6 F); Mitchell Anderson (6-7 F)

OUTLOOK: Coach Skip Chappelle lost an outstanding scorer in Rufus Harris, but he expects this year's Black Bear squad to be more balanced. Rick Carlisle, Champ Godbolt, and Jim Mercer are back court returnees and will battle freshmen Kevin Green and Jeff Sturgeon for the starting spots. Clay Gunn is a good rebounding center. Forward candidates included veteran Dave Wyman and freshmen Paul Cook and Mitchell Anderson.

MAINE SCHEDULE

11-28	Texas A&M	H	1-23	Vermont	A
12- 3	East Carolina	H	1-24	Vermont	A
12- 6	Siena	H	1-28	St. Michaels	H
12- 9	New Hampshire	H	1-31	Drexel	H
12-11	Connecticut	A	2- 3	Boston University	H
12-19-20	Champion Classic	A	2- 7	Villanova	H
12-26-27	Pro-Specs Classic	A	2- 9	New Hampshire	A
12-30	Kentucky	A	2-14	UNC-Wilmington	A
1- 2	Eastern Kentucky	H	2-16	Farleigh Dickinson	A
1- 6	DePaul	H	2-21	Marist	H
1-12	Towson State	H	2-25	Temple	A
1-16	Tennessee State	H	2-27	Delaware	H

GEORGIA

9th Game — at Lexington — Saturday, Jan. 3 (TV)

18th Game — at Athens — Saturday, Jan. 31 (TV)

Site — Rupp Arena (23,000)

The Coliseum (11,200)

Location — Athens, Ga.

Enrollment — 22,500

Conference — Southeastern

Nickname — Bulldogs

Colors — Red and Black

Athletic Director — Vince Dooley

Publicist — Claude Felton

Ph — 404-542-1621

1979-80 Record — Won 14, Lost 13

(Conf. Finish — 7-12 Tie 6th)

Tipoff — 2:05 p.m. EST (SEC TV)

1:35 p.m. EST (SEC/Split Nat. TV)

Series — UK Leads 62-9 Since 1921

Last Game — UK 56-49 (H) in 1980

Biggest Win Margin —

UK 77 (143-66) in 1956

UG 11 (71-60) in 1950

Records at Site —

UK 18-6 in Athens (Last Win 1979)

UG 1-29 in Lexington (Only Win 1923)

Hall Record — Won 15, Lost 1

COACH — Hugh Durham (2 Years at UG — Won 28, Lost 27, Pct. 50.9)

Offense — High Post

Defense — Pressure Man-to-Man

Chief Losses — Lavon Mercer (C) 11.5; Jimmy Daughtry (G) 10.6; Eric Marbury (F-G) 12.5

Top Returnees — Dominique Wilkins (6-6 F) 18.6; Terry Fair (6-7 F) 13.6; Lamar Heard (6-5 F-G) 4.6; Derrick Floyd (6-3 G) 3.8

Best Newcomers — James Banks (6-6 F) 24.7; Vern Fleming (6-5 G) 25.6

OUTLOOK: Sophomore forwards Terry Fair and Dominique Wilkins will lead a young Georgia squad that includes 10 of 12 members being either freshmen or sophomores. Both Fair and Wilkins were All-SEC Freshman Team selections. Veterans Lamar Heard and Derrick Floyd will battle for starting guard spots. The Bulldog center spot is up for grabs with returnees Mike Morris (6-7) and Bobby Miles (6-9) being the leading candidates. Four freshmen figure prominently in Coach Hugh Durham's plans for 1980-81. They are Vern Fleming, James Banks, Phil Wallace, and Sid Truesdale.

GEORGIA SCHEDULE

12- 1 Troy State H	1-24 Auburn H
12- 6 Georgia Tech A	1-28 Tennessee A
12-12-13 Oil Capital Classic A	1-31 Kentucky H
12-16 Carson-Newman H	2- 4 Florida A
12-19-20 Cotton States Classic A	2- 7 Vanderbilt H
12-23 Ole Miss. H	2-11 Mississippi State A
12-30 Georgia Tech. H	2-14 LSU A
1- 3 Kentucky A	2-18 Alabama A
1- 7 Florida H	2-21 Auburn A
1-10 Vanderbilt A	2-25 Tennessee H
1-14 Mississippi State H	2-28 Ole Miss. A
1-17 LSU H	3-4-7 SEC Tournament A
1-21 Alabama H	

AUBURN

10th Game— at Auburn— Wednesday, Jan. 7
19th Game— at Lexington— Wednesday, Feb. 4 (TV)

Site— Memorial Coliseum (13,000)	Tipoff— 8:30 p.m. EST
Rupp Arena (23,000)	7:30 p.m. EST (UK TV Delayed)
Location— Auburn, Ala.	Series— UK Leads 45-8 Since 1921
Enrollment— 18,431	Last Game— 69-61 UK (SEC) in 1980
Conference— Southeastern	Biggest Win Margin—
Nickname— Tigers	UK 66 (84-18) in 1947
Colors— Burnt Orange & Navy Blue	AU 19 (88-69) in 1965
Athletic Director— Lee Hayley	Records at Site—
Publicist— Buddy Davidson	UK 12-7 in Auburn (Last Win 1980)
Ph— 205-826-4750	AU 0-23 in Lexington
1979-80 Record— Won 10, Lost 18	Hall Record— Won 14, Lost 3
(Conf. Finish— 5-13 9th)	

COACH— Sonny Smith (2 Years at AU— Won 23, Lost 34, Pct. 40.4)

Offense— 1-4 Defense— Man-to-Man
 Chief Losses— Benny Anthony (C) 6.1; Bubba Price (G) 10.9; Rich Valavicius (F) 11.1
 Top Returnees— Earl Banks (6-7 C) 7.3; Darrell Lockhart (6-9 F) 8.8; Frank Poindexter (6-6 F) 8.6; Eric Stringer (6-1 G) 5.2
 Best Newcomers— Paul Daniels (6-0 G) 14.0; vince Martello (6-6 G-F 27.5)

OUTLOOK: Nine lettermen, including three starters, return as Coach Sonny Smith begins his third season at Auburn. Center Earl Banks and forward Darrell Lockhart are returning starters and will battle for 1980-81 starting berths with veterans Frank Poindexter and Bobby Cattage and freshmen Greg Turner and Mark Cahill. In the back court, Eric Stringer is a returning starter. He is expected to be joined in the Tiger lineup by sophomore Byron Henson, junior Kenny Carter, or freshman Paul Daniels.

AUBURN SCHEDULE

12- 1 Towson State H	1-21 LSU H
12- 3 Tennessee H	1-24 Georgia A
12- 6 Armstrong State H	1-28 Alabama A
12- 8 Tennessee Tech H	1-31 Ole Miss. H
12-13 Eckerd College H	2- 4 Kentucky A
12-17 Florida State A	2- 7 Florida H
12-20 Austin Peay A	2-11 Vanderbilt A
12-29-30 Blade-Glass Classic A	2-14 Mississippi State H
1- 3 Ole Miss. A	2-18 LSU A
1- 7 Kentucky H	2-21 Georgia H
1-10 Florida A	2-25 Alabama H
1-14 Vanderbilt H	2-28 Tennessee A
1-17 Mississippi State A	3-4-7 SEC Tournament A

TENNESSEE

11th Game— at Lexington— Saturday, Jan. 10 (TV)

20th Game— at Knoxville— Saturday, Feb. 7

Site— Rupp Arena (23,000)
 Stokley Center (12,700)
 Location— Knoxville, Tenn.
 Enrollment— 29,170
 Conference— Southeastern
 Nickname— Volunteers
 Colors— Orange and White
 Athletic Director— Bob Woodruff
 Publicist— Haywood Harris
 Ph— 615-974-1214
 1979-80 Record— Won 18, Lost 11
 (Conf. Finish— 12-6 Tie 3rd)

Tipoff— 3:35 p.m. EST (SEC TV)
 7:30 p.m. EST
 Series— UK Leads 99-48 Since 1910
 Last Game— 83-75 UK (H) in 1980
 Biggest Win Margin—
 UK 55 (95-40) in 1952
 UT 28 (87-59) in 1968
 Records at Site—
 UK 34-30 in Knoxville (Last Win 1978)
 UT 13-56 in Lexington (Last Win 1979)
 Hall Record— Won 6, Lost 11

COACH— Don DeVoe (2 Years at UT— Won 39, Lost 23, Pct. 62.9)

Offense— 1-3-1

Defense— Pressure Man-to-Man

Chief Losses— Reggie Johnson (F) 19.4; Bert Bertelkamp (G) 6.4; Kevin Nash (C) 5.4

Top Returnees— Gary Carter (6-3 G) 9.8; Howard Wood (6-7 C) 13.1; Dale Ellis (6-7 F) 7.2; Steve Ray (6-4 F) 6.7

Best Newcomers— Michael Brooks (6-3 G) 17.5; Dan Federman (6-10 C) 22.0; Tyrone Beaman (5-10 G) 23.0; Willie Burton (6-7 F) 18.0

OUTLOOK: Vol Coach Don DeVoe must replace his playmaker and top scorer from last season's 18-11 team. Reggie Johnson and Bert Bertelkamp have graduated and Kevin Nash has transferred, leaving UT with holes at the posts and point guard spots. Two freshmen have shots at the point guard spot, Michael Brooks and Tyrone Beaman. Gary Carter, Dale Ellis, and Steve Ray are experienced on the wings. Howard Wood is the only experienced post player, and freshman Dan Federmann is being counted on heavily.

TENNESSEE SCHEDULE

11-29 Rollins H	1-24 LSU A
12- 3 Auburn A	1-28 Georgia H
12- 6 Purdue H	1-31 Alabama H
12- 9 Lafayette H	2- 4 Mississippi A
12-13 Colorado H	2- 7 Kentucky H
12-19-20 Vol Classic H	2-11 Florida A
12-28-29 Sugar Bowl A	2-14 Vanderbilt H
1- 3 Alabama A	2-18 Mississippi State A
1- 7 Mississippi H	2-21 LSU H
1-10 Kentucky A	2-25 Georgia A
1-14 Florida H	2-28 Auburn H
1-17 Vanderbilt A	3-4-7 SEC Tournament A
1-21 Mississippi State H	

MISSISSIPPI

12th Game— at Lexington— Wednesday, Jan. 14 (TV)

21st Game— at Oxford— Wednesday, Feb. 11 (TV)

Site— Rupp Arena (23,000) Tad Smith Coliseum (8,400) Location— Oxford, Miss. Enrollment— 11,147 Conference— Southeastern Nickname— Rebels Colors— Cardinal Red & Navy Blue Athletic Director— Warner Alford Publicist— Ralph Carpenter Ph— 601-232-7241 1979—80 Record— Won 17, Lost 13 (Conf. Finish— 9-9 5th)	Tipoff— 7:30 p.m. EST (UK TV Delayed) 9:05 p.m. EST (SEC TV) Series— UK Leads 56-4 Since 1925 Last Game— 70-67 UK (SEC) in 1980 Biggest Win Margin— UK 58 (116-58) in 1952 UM 20 (37-17) in 1927 Records at Site— UK 13-2 in Oxford (Last Win 1980) UM 1-28 in Lexington (Only Win in 1927) Hall Record— Won 16, Lost 2
--	---

COACH— Bob Weltlich (4 Years at UM— Won 49, Lost 62, Pct. 44.1)

Offense— Offense	Defense— Man-to-Man
Chief Losses— John Stroud (F) 25.2	
Top Returnees— Elston Turner (6-5 F) 16.9; Sean Tuohy (6-1 G) 6.4	
Best Newcomers— Rob Drum (6-8 F) 22.2; Ken Coughlan (6-3 G) 31.5	

OUTLOOK: Replacing All-America forward Jon Stroud will be a major task for Ole Miss Coach Bob Weltlich as the Rebels enter the 1980-81 season, still riding high from last season's 17-13 record, best in 42 years, and the school's first-ever postseason tournament appearance (NIT). Four starters return from that squad— forward Elston Turner, guard Sean Tuohy, guard Carlos Clark, and Roger Steig. Newcomers Rob Drum and Curtis McAlister are expected to provide immediate help at the forward position.

MISSISSIPPI SCHEDULE

11-19 Central Arkansas H	1-12 Vanderbilt H
12- 3 Tennessee Tech A	1-24 Mississippi State A
12- 3 Alabama-Birmingham H	1-28 LSU H
12-10 Mercer A	1-31 Auburn A
12-17 Bowling Green A	2- 4 Tennessee H
12-19-20 Dayton Classic A	2- 7 Alabama A
12-23 Georgia A	2-11 Kentucky H
12-30 Memphis State H	2-14 Florida H
1- 3 Auburn H	2-18 Vanderbilt A
1- 7 Tennessee A	2-21 Mississippi State H
1-10 Alabama H	2-25 LSU A
1-14 Kentucky A	2-28 Georgia H
1-17 Florida A	3-4-7 SEC Tournament A

ALABAMA

13th Game — at Tuscaloosa — Saturday, Jan. 17 (TV)

22nd Game — at Lexington — Saturday, Feb. 14 (TV)

Site — Memorial Coliseum (15,043)	Tipoff — 9:05 p.m. EST (SEC TV)
Rupp Arena (23,000)	7:30 p.m. EST (UK TV Delayed)
Location — Tuscaloosa, Ala.	Series — UK Leads 65-19 Since 1923
Enrollment — 17,500	Last Game — 72-63 UK (A) in 1980
Conference — Southeastern	Biggest Win Margins —
Nickname — Crimson Tide	UK 42 (74-32) in 1949
Colors — Crimson and White	UA 24 (101-77) in 1956
Athletic Director — Paul W. Bryant	Records at Site —
Publicist — Jack Perry	UK 18-11 in Tuscaloosa (Last Win 1980)
Ph — 205-348-6084	UA 5-35 in Lexington (Last Win 1980)
1979-80 Record — Won 18, Lost 12	Hall Record — Won 11, Lost 6
(Conf. Finish — 12-6 3rd)	

COACH — Winfrey "Wimp" Sanderson (First Season at UA)

Chief Losses — Robert Scott (G) 14.7

Top Returnees — Eddie Phillips (6-7 F) 16.7; Ken Johnson (6-7 F) 14.7; Phillip Lockett (6-9 C) 6.6; Mike Davis (6-4 G) 5.4

Best Newcomers — Desi Barmore (6-7 F); Terry Williams (6-8 F); Eric Richardson (6-3 G); Sammy Randolph (6-3 G)

OUTLOOK: The 1980-81 season marks a new era for the Alabama basketball team as Winfred "Wimp" Sanderson takes over the Crimson Tide program. Sanderson had previously served as an assistant coach at Alabama for two decades. Alabama lost only one starter from last year's team that went 18-12 and advanced to the second round of the NIT. Returning starters are forwards Ken Johnson and Eddie Phillips, center Phillip Lockett, and guard Mike Davis. Alabama is counting on immediate help from transfer Desi Barmore and freshmen Terry Williams, Sammy Randolph, and Eric Richardson.

ALABAMA SCHEDULE

11-28 Northern Iowa H	1-21 Georgia A
12- 1 Wisconsin H	1-24 Florida A
12- 3 Florida Southern H	1-28 Auburn H
12- 6 LaSalle A	1-31 Tennessee A
12-13 Texas Tech H	2- 4 Mississippi State H
12-15 Western Carolina H	2- 7 Mississippi H
12-19-20 Cable Car Classic A	2-11 LSU A
12-27 Vanderbilt A	2-14 Kentucky A
1- 3 Tennessee H	2-18 Georgia H
1- 7 Mississippi State A	2-21 Florida H
1-10 Mississippi A	2-25 Auburn A
1-14 LSU H	2-28 Vanderbilt H
1-17 Kentucky H	3-4-7 SEC Tournament A

LOUISIANA STATE

14th Game— at Baton Rouge— Monday, Jan. 19 (TV)

26th Game— at Lexington— Sunday, March 1 (TV)

Site— Assembly Center (14,327)	Tipoff— 9:05 p.m. EST (SEC TV)
Rupp Arena (23,000)	1:05 p.m. EST (SEC/Split Nat. TV)
Location— Baton Rouge, La.	Series— UK Leads 47-8 Since 1933
Enrollment— 26,856	Last Game— 80-78 LSU (SEC) in 1980
Conference— Southeastern	Biggest Win Margin—
Nickname— Tigers	UK 42 (107-65) in 1956
Colors— Purple and Gold	LSU 17 (88-71) in 1972
Athletic Director— Paul Dietzel	Records at Site—
Publicist— Larry White	UK 17-5 in Baton Rouge (Last Win 1980)
Ph— 504-388-8226	LSU 2-20 in Lexington (Last Win 1980)
1979-80 Record— Won 26, Lost 6	Hall Record— Won 12, Lost 6
(Conf. Finish— 14-4 2nd)	

COACH— Dale Brown (8 Years at LSU— Won 130, Lost 87, Pct. 60.0)

Offense— Passing Game	Defense— Man-to-Man
Chief Losses— DeWayne Scales (F) 16.3; Jody Hultberg (G) 5.8	
Top Returnees— Durand Macklin (6-7 F) 17.6; Ethan Martin (6-0 G) 11.9; Howard Carter (6-5 F) 10.5; Willie Sims (6-3 G) 9.3; Greg Cook (6-9 C) 4.4	
Best Newcomers— Leonard Mitchell (6-7 F) 32.1; Johnny Jones (6-2 G) 26.0; Matt England (6-5 G-F) 22.0	

OUTLOOK: Four starters return from last season's 26-6 squad that won the most games in LSU history. Highlighted by guard Ethan Martin, forward Durand Macklin, swingman Howard Carter, and center Greg Cook, the 1980-81 Tigers should again contend for conference and national honors. The Tigers will have five other lettermen returning, plus a talented group of freshmen.

LOUISIANA STATE SCHEDULE

11-28-30 Alaskan Shootout A	1-21 Auburn A
12- 6 Tulane H	1-24 Tennessee H
12-13 Nevada-Las Vegas H	1-28 Mississippi A
12-18 New Orleans A	1-31 Florida H
12-20 Tulane A	2- 4 Vanderbilt A
12-22 Xavier H	2- 7 Mississippi State H
12-29 UNC-Wilmington H	2-11 Alabama H
12-30 St. Francis (Pa.) H	2-14 Georgia A
1- 3 Florida A	2-18 Auburn H
1- 7 Vanderbilt H	2-21 Tennessee A
1-10 Mississippi State A	2-22 Texas A&M H
1-14 Alabama A	2-25 Mississippi H
1-17 Georgia H	3- 1 Kentucky A
1-19 Kentucky H	3-4-7 SEC Tournament A

FLORIDA

15th Game— at Lexington— Wednesday, Jan. 21 (TV)

23rd Game— at Gainesville— Wednesday, Feb. 18

Site— Rupp Arena (23,000)
 O'Connell Center (12,500)
 Location— Gainesville, Fla.
 Enrollment— 31,000
 Conference— Southeastern
 Nickname— Gators
 Colors— Orange and Blue
 Athletic Director— Bill Carr
 Publicist— Dwight Johnson
 Ph— 904-392-0641
 1979-80 Record— Won 7, Lost 21
 (Conf. Finish— 3-17 10th)

Tipoff— 7:30 p.m. EST (UK TV Delayed)
 7:30 p.m. EST
 Series— UK Leads 43-11 Since 1927
 Last Game— 95-70 UK (H) in 1980
 Biggest Win Margin—
 UK 56 (87-31) in 1948
 UF 18 (96-78) in 1968
 Records at Site—
 UK 15-8 in Gainesville (Last Win in 1980)
 UF 2-21 in Lexington (Last Win in 1974)
 Hall Record— Won 13, Lost 2

COACH— Norman Sloan— 6 Years (1960-66) at UF— Won 85, Lost 63, Pct. 57.4

Offense— N/A

Defense— N/A

Chief Losses— Reggie Hannah (F) 17.0; Jim Grandhold (C) 3.6; Jimmy Cotton (G) 6.9

Top Returnees— Mark Giombetti (G) 12.4; Mike Milligan (F) 10.2

Best Newcomers— Vernon Delancy (6-5 F) 25.6; Ronnie Williams (6-8 F) 18.0; Chip Watts (6-10 C) 22.4; Tim Strawbridge (6-8 F) 14.7; Marty Perry (6-1 G) 25.0

OUTLOOK: The coach, facility, players, and commitment are new. All of these ingredients are being molded together by Norm Sloan, who returns to Florida after a brilliant career at North Carolina State. Returning from last season's are 1979-80 starters Mark Giombetti and Mike Milligan. Much of the remainder of the team will be made up of untested freshmen. Heading the list of newcomers is Vernon Delancy, a 6-5 swingman. Ronnie Williams is expected to give the Gators immediate help on the boards.

FLORIDA SCHEDULE

11-29	Biscayne	A	1-24	Alabama	H
12- 6	Mississippi State	H	1-24	Florida State	H
12-13	Florida State	A	1-28	Vanderbilt	H
12-18	Florida Southern	H	1-31	LSU	A
12-20	Missouri Western	H	2- 4	Georgia	H
12-26-27	Gator Bowl Tourney	A	2- 7	Auburn	A
12-30	East Tennessee	H	2-11	Tennessee	H
1- 3	LSU	H	2-14	Mississippi	A
1- 7	Georgia	A	2-18	Kentucky	H
1-10	Auburn	H	2-21	Alabama	A
1-14	Tennessee	A	2-25	Vanderbilt	A
1-17	Mississippi	H	2-28	Mississippi State	A
1-21	Kentucky	A	3-4-7	SEC Tournament	A

VANDERBILT

16th Game— at Nashville— Saturday, Jan. 24
24th Game— at Lexington— Saturday, Feb. 21 (TV)

Site— Memorial Gymnasium (15,626)	Tipoff— 8:30 p.m. EST
Rupp Arena (23,000)	7:30 p.m. EST (UK TV Delayed)
Location— Nashville, Tenn.	Series— UK Leads 84-28 Since 1912
Enrollment— 7,000	Last Game— 91-73 UK (A) in 1980
Conference— Southeastern	Biggest Win Margin—
Nickname— Commodores	UK 69 (98-29) in 1947
Colors— Old Gold and Black	VU 17 (82-65) in 1974
Athletic Director— Roy Kramer	Records at Site—
Publicist— Lew Harris	UK 35-15 in Nashville (Last Win 1980)
Ph— 615-322-4727	VU 12-45 in Lexington (Last Win 1974)
1979-80 Record— Won 13, Lost 13	Hall Record— Won 10, Lost 6
(Conf. Finish— 7-12 7th)	

COACH— Richard Schmidt (1 Year at VU— Won 13, Pct. 50.0)

Offense— Motion	Defense— Man-to-Man and 2-3 Zone
Chief Losses— Mark Elliott (G) 9.6; Tommy Springer (G) 8.4	
Top Returnees— Charles Davis (F) 18.6 (in 1978-79); Mike Rhodes (G) 18.4; Ted Young (F) 10.0; Willie Jones (C) 9.0; Jimmy Gray (G) 8.2; Brian Alsmiller (C-F) 6.8	
Best Newcomers— Al Miller (F-G) 23.2; Al McKinney (G) 23.0; Kevin Linder (F) 20.2; Jeff Turner (C) 17.5; Jimmy Lenz (G) 15.9	

OUTLOOK: Second year coach Richard Schmidt looks to the "Town and Country" senior tandem of Charles Davis and Mike Rhodes to improve on last season's 13-13 record. Davis sat out last season with an ankle injury. Rhodes ranks fourth on Vandy's all-time scoring list. Two other returning starters for the Commodores are sophomore forward Ted Young and junior center Willie Jones. Guard candidates include veterans Rhodes and Jimmy Gray and freshmen Al McKinney and Al Miller.

VANDERBILT SCHEDULE

11-28-29 Wendy's Invitational A	1-24 Kentucky H
12- 1 Iowa State H	1-24 Florida A
12- 9 Dukel. H	1-31 Mississippi State A
12-20 North Alabama H	2- 4 LSU H
12-23 Memphis State H	2- 7 Georgia A
12-27 Alabama H	2-11 Auburn H
12-29-30 Music City Inv. H	2-14 Tennessee A
1- 3 Mississippi State H	2-18 Ole Miss H
1- 7 LSU A	2-21 Kentucky A
1-10 Georgia H	2-25 Florida H
1-14 Auburn A	2-28 Alabama A
1-14 Tennessee H	3-4-7 SEC Tournament A
1-21 Ole Miss A	

MISSISSIPPI STATE

17th Game — at Lexington — Wednesday, Jan. 28 (TV)

25th Game — at Starkville — Wednesday, Feb. 25

Site — Rupp Arena (23,000)	Tipoff — 7:30 p.m. EST (UK TV Delayed)
Humphrey Coliseum (10,000)	8:30 p.m. EST
Location — Starkville, Miss.	Series — UK Leads 51-9 Since 1921
Enrollment — 12,100	Last Game — 71-65 UK (H) 1980
Conference — Southeastern	Biggest Win Margin —
Nickname — Bulldogs	UK 44 (110-66) in 1952
Colors — Maroon and White	MS 8 (89-81) in 1957
Athletic Director — Carl Maddox	Records at Site —
Publicist — Bo Carter	UK 18-5 in Starkville (Last Win 1980)
Ph — 601-325-3230	MS 3-26 in Lexington (Last Win 1967)
1979-80 Record — Won 13, Lost 14	Hall Record — Won 14, Lost 2
(Conf. Finish — 6-12 Tie 6th)	

COACH — Jim Hatfield (2 Years at MSU — Won 32, Lost 23, Pct. 58.2)

Offense — Multiple, Fast Break	Defense — 2-3 Zone, Flexing Man-to-Man
Chief Losses — Rickey Brown (F) 20.5; John Adams (F) 3.2; Ricky Hood (F) 2.2	
Top Returnees — Greg Grim (6-1 G) 14.5; Jeff Malone (6-4 F) 11.9; Kalpatrick Wells (6-9 C) 4-6; Terry Lewis (6-5 G) 4.3; Randy Jordan (6-1 G) 3.1; Ron White (6-7 F) 2.9; Tom Schuberth (5-9 G) 1.4	
Best Newcomers — Michael Green (6-6 F) 24.3; Bruce Moore (6-2 G) 29.0; Butch Pierre (6-4 G) 18.5; Tim Peyton (6-8 C) 14.0; Mackey Whyte (6-5 F) 14.5	

OUTLOOK: The young Mississippi State basketball team of 1980-81 includes nine freshmen and sophomores on a 14-man roster. Four returning starters must compensate for the loss of power forward Rickey Brown. The returning starters are guard Greg Grim, forward Jeff Malone, guard Terry Lewis, and center Kalpatrick Wells. Of the fine freshman crew recruited by Coach Jim Hatfield and his staff, forward Michael Green is anticipated as the best of the bumper crop.

MISSISSIPPI STATE SCHEDULE

12- 3 Virginia Tech H	1-24 Ole Miss. H
12- 6 Florida A	1-28 Kentucky A
12-13 Troy State H	1-31 Vanderbilt H
12-15 Southern Mississippi A	2- 4 Alabama H
12-17 Tennessee-Martin H	2- 7 LSU A
12-19-20 Fresno Classic A	2-11 Georgia H
12-29-30 Las Vegas Classic A	2-14 Auburn A
1- 3 Vanderbilt A	2-18 Tennessee H
1- 7 Alabama A	2-21 Ole Miss. A
1-10 LSU H	2-25 Kentucky H
1-14 Georgia A	2-28 Florida H
1-17 Auburn H	3-4-7 SEC Tournament A
1-21 Tennessee A	

WILDCAT ROAD HEADQUARTERS — 1980-81

Indiana

Holiday Inn
State Highway 37 North
Bloomington, Ind.
812-332-9453

Notre Dame

Executive Inn East
Watterson Expressway
Louisville, Ky.
502-367-6161

Auburn

Holiday Inn — Opelika No. 2
Jct. I-85 & US 280
Opelika, Ala.
205-745-6331

Alabama

Holiday Inn South
I-59, I-20 & US 82
Tuscaloosa, Ala.
205-553-1550

Louisiana State

Baton Rouge Hilton
5500 Hilton Avenue
Baton Rouge, La.
504-924-5000

Vanderbilt

Hyatt Regency
623 Union Street
Nashville, Tenn.
615-259-1234

Georgia

Holiday Inn — Athens
Athens, Ga.
404-549-4433

Tennessee

Hyatt Regency Knoxville
500 Hill Avenue, SE
Knoxville, Tenn.
615-637-1234

Mississippi

Holiday Inn
400 N. Lamar
Oxford, Miss.
601-234-3031

Florida

Gainesville Hilton
2900 Southwest 13th Street
Gainesville, Fla.
904-377-4000

Mississippi State

Holiday Inn
Highway 12 at Montgomery Street
Starkville, Miss.
601-323-6161

SEC Tournament

Hyatt Birmingham
901 21st Street North
Birmingham, Ala.
205-251-2221

WHO WERE THE 'FABULOUS FIVE'?

The most frequently asked question tossed at basketball historians and sports authorities is "Who were the 'Fabulous Five' of Kentucky?" The answer is Alex Groza (center), Ralph Beard and Kenny Rollins (guards), Wah Wah Jones and Cliff Barker (forwards). This famous 1948 team, captained by Rollins, won 36 and lost 3 while sweeping to Kentucky's first NCAA title and went on to participate as a unit in the Olympic Games—helping the USA team capture the world championship. Rollins graduated after the '48 season, but the remaining foursome continued to play havoc with collegiate basketball and copped another NCAA title for Kentucky in 1949 on a record of 36-2.

SERIES SCORES WITH 1980-81 OPPONENTS

Date	Ky.	Opp.	Date	Ky.	Opp.	Date	Ky.	Opp.
EAST TENNESSEE (0-0)			7- 7-42 (A)	43	46	2-27-56 (LV)	143	66
			1-24-43 (LV)	60	55	1-30-57 (H)	84	53
			1- 8-44 (LV)	55	54	1-29-58 (N)	74	55
OHIO STATE (6-7)			1-27-45 (LV)	*58	59	1-29-59 (H)	108	55
1- 2-33 (H)	30	46	1-26-46 (A)	47	56	1-27-60 (N)	84	60
12-27-39 (SB)	36	30	2- 1-47 (LV)	60	30	2- 7-61 (H)	74	67
12-13-41 (A)	41	43	2- 2-48 (A)	55	64	1-31-62 (N)	86	59
1- 2-43 (H)	40	45	1-29-49 (LV)	62	38	1-31-63 (H)	74	67
12-13-43 (A)	40	28	1-23-50 (A)	51	64	2- 3-64 (A)	103	83
12-23-44 (H)	53	*48	1-15-51 (H)	69	44	1-25-65 (A)	102	82
3-20-45 (NCAA)	37	45	2- 2-52 (N)	71	66	2- 1-65 (H)	96	64
12- 4-57 (A)	61	54	3-15-58(NCAA)	89	56	1-10-66 (A)	**69	65
12-19-58 (UKIT)	95	76	2-14-59 (N)	71	52	2- 5-66 (H)	74	50
12-28-59 (H)	96	93	2-13-60 (H)	68	65	1-16-67 (A)	40	49
3-18-61 (NCAA)	74	87	12- 7-60 (LV)	68	62	2-20-67 (H)	101	76
3-17-62 (NCAA)	94	88	12-30-61 (LV)	100	53	1-15-68 (H)	104	73
3-16-68 (NCAA)	81	82	12-29-62 (LV)	78	70	2-19-68 (A)	106	87
INDIANA (9-13)			12-28-63 (LV)	101	81	1-13-69 (H)	88	67
12-18-24 (H)	18	20	12-29-64 (LV)	97	111	2-17-69 (A)	85	77
1- 5-25 (A)	23	34	12-29-65 (LV)	103	69	1-12-70 (A)	72	71
12-21-26 (H)	19	38	12-31-66 (LV)	96	85	2-16-70 (H)	116	86
2- 4-28 (A)	29	48	12-30-67 (LV)	81	73	1-11-71 (H)	79	66
12-30-40 (S-Bowl)	45	48	12-28-68 (LV)	110	90	2-15-71 (A)	107	95
12-23-42 (LV)	52	58	12-27-68 (LV)	102	100	1-17-72 (A)	73	85
12-11-43 (LV)	66	41	3-12-70 (NCAA)	109	99	2-21-72 (H)	87	63
12-16-44 (LV)	61	43	12-29-70 (LV)	92	99	1-15-73 (H)	89	68
12-18-65 (UKIT)	91	56	12-28-71 (LV)	86	67	2-19-73 (A)	99	86
12-13-69 (H)	109	92	12-30-72 (LV)	65	63	1- 7-74 (H)	*80	74
12-12-70 (A)	*95	93	12-29-73 (LV)	79	94	2- 9-74 (A)	86	72
12-11-71 (LV)	**89	90	12-28-74 (LV)	113	96	1- 6-75 (A)	96	77
12- 9-72 (A)	58	64	12-30-75 (LV)	79	77	2- 8-75 (H)	75	61
3-17-73 (NCAA)	65	72	12-30-76 (LV)	102	78	1-12-76 (H)	92	76
12- 8-73 (LV)	68	77	12-31-77 (LV)	73	68	2- 9-76 (A)	81	86
12- 7-74 (A)	74	98	12-30-78 (LV)	81	76	1- 3-77 (H)	*64	59
3-22-75 (NCAA)	92	90	12-29-70 (LV)	86	80	3- 7-77 (A)	72	54
12-15-75 (LV)	*68	77	MAINE (0-0)			1-30-78 (H)	90	73
12- 6-76 (A)	66	51	GEORGIA (62-9)			2-27-78 (A)	78	67
12- 5-77 (H)	78	64	3- 1-21 (SIAA)	20	19	1-22-79 (H)	73	64
12-16-78 (A)	*67	68	2- 3-23 (H)	19	23	2-19-79 (A)	90	74
12-15-79 (H)	69	58	2- 7-25 (A)	24	28	12-17-70 (N)	95	69
			2-28-25 (SC)	31	32	1-26-80 (H)	56	49
			2-15-26 (A)	22	18	AUBURN (45-8)		
KANSAS (11-1)			2-27-26 (SC)	39	34	1-29-21 (H)	40	25
12-16-50 (H)	68	39	2-15-28 (SC)	33	16	2- 8-26 (H)	35	26
12-14-59 (A)	*77	72	3- 2-29 (SC)	24	26	2-28-42 (SEC)	40	31
12- 6-69 (H)	115	85	2- 1-30 (A)	22	21	2-28-46 (SEC)	69	24
12- 4-71 (A)	79	69	2-14-30 (H)	36	23	2-28-47 (SEC)	84	18
12-23-72 (H)	77	71	2-13-31 (A)	16	25	3- 4-49 (SEC)	70	39
12- 3-73 (A)	63	71	3- 2-40 (SEC)	51	43	1- 5-51 (H)	79	35
12-23-74 (LV)	100	63	1-19-41 (A)	51	26	3- 2-51 (SEC)	84	54
12-13-75 (A)	54	48	1-31-42 (H)	55	38	1-30-52 (A)	88	48
12-11-76 (H)	90	63	1-18-43 (A)	60	28	2-27-54 (N)	109	79
12-10-77 (A)	73	66	2-26-43 (SEC)	59	30	2-26-55 (H)	93	59
12- 9-78 (H)	*67	66	3- 2-44 (SEC)	57	29	2- 4-56 (N)	82	81
12-12-70 (A)	57	56	1-29-45 (H)	73	37	2-25-57 (H)	103	85
ALABAMA-BIRMINGHAM (0-0)			1-21-47 (A)	84	45	2-24-58 (N)	63	64
ALASKA (1-0)			2-10-47 (H)	81	40	2-21-59 (H)	75	56
12- 1-79 (A)	97	68	1-20-48 (A)	88	51	2-20-60 (A)	60	61
IDAHO STATE (0-0)			2-21-49 (H)	95	40	2-27-61 (H)	77	51
NOTRE DAME (27-14)			1-17-50 (A)	60	71	2-26-62 (A)	63	60
1-12-29 (A)	19	16	1-28-50 (H)	88	56	2-23-63 (H)	78	59
2-10-36 (A)	20	41	3- 3-50 (SEC)	70	63	2-22-64 (N)	99	79
1- 5-37 (LV)	28	41	2-23-51 (H)	88	41	1-18-65 (H)	73	67
1-15-38 (A)	37	47	1-16-52 (LV)	99	55	2-20-65 (A)	69	88
1-14-39 (LV)	37	42	2- 4-54 (H)	106	55	1-29-66 (H)	115	78
1-13-40 (A)	47	52	2- 6-54 (LV)	100	68	2-12-66 (A)	77	64
1- 4-41 (LV)	47	48	2- 9-55 (H)	86	40	1-21-67 (H)	60	58
						2-27-67 (A)	49	60


*Overtime Period (Losses in Bold Face)

Date	Ky.	Opp.	Date	Ky.	Opp.	Date	Ky.	Opp.
2- 2-69 (H)	104	68	2-23-59 (H)	39	32	2-22-69 (H)	103	89
1- 3-70 (H)	95	73	2-22-60 (N)	75	55	1-24-70 (H)	109	96
2- 7-70 (A)	120	85	2-25-61 (H)	80	53	2-21-70 (A)	121	105
1- 2-71 (A)	103	95	2-24-62 (A)	73	65	1-23-71 (A)	82	79
2- 6-71 (H)	121	86	2-25-63 (H)	80	63	2-20-71 (H)	110	73
1- 8-72 (H)	93	82	2-24-64 (A)	59	65	1-29-72 (H)	89	71
2-12-72 (A)	90	82	2-22-65 (A)	71	75	2-26-72 (A)	71	88
1- 6-73 (A)	58	61	3- 1-65 (H)	78	72	1-27-73 (A)	86	71
2-10-73 (H)	88	70	1-31-66 (H)	82	62	2-24-73 (H)	94	76
1-19-74 (H)	93	64	2-14-66 (A)	90	67	1- 5-74 (A)	84	95
2-18-74 (A)	60	61	2-25-67 (A)	71	81	2- 4-74 (H)	73	70
1-18-75 (A)	85	82	3- 6-67 (H)	110	78	1- 4-75 (H)	115	80
2-17-75 (H)	108	89	1- 8-68 (A)	84	76	2- 3-75 (A)	77	76
1-31-76 (H)	90	81	2-24-68 (A)	96	83	2- 2-76 (H)	85	71
2-28-76 (A)	94	87	1-27-69 (A)	83	70	3- 1-76 (A)	85	70
1-24-77 (H)	100	73	2-24-69 (H)	108	79	1-22-77 (H)	87	72
2-21-77 (A)	81	69	1-26-70 (H)	86	71	2-19-77 (A)	90	76
1-16-78 (H)	76	56	2-23-70 (A)	98	89	1-14-78 (H)	96	76
2-13-78 (A)	64	52	1-25-71 (A)	86	73	2-11-78 (A)	*94	95
1- 8-79 (H)	90	64	2-22-71 (H)	101	74	1- 6-79 (H)	89	93
2- 5-79 (A)	87	82	1-31-72 (H)	77	74	2- 3-79 (A)	61	70
2-28-79 (SEC)	82	77	2-28-72 (A)	70	73	3- 2-79 (SEC)	80	67
1- 9-80 (A)	79	73	1-29-73 (A)	95	93	1-28-80 (H)	60	65
2- 6-80 (H)	86	72	2-26-73 (H)	111	95	2-24-80 (A)	*76	74
2-29-80 (SEC)	70	67	1-12-74 (A)	77	81	3- 1-80 (SEC)	78	80
			2-23-74 (H)	71	94			
ALABAMA (66-19)			1-20-75 (H)	74	69	FLORIDA (43-11)		
1-25-23 (H)	35	45	2-22-75 (A)	84	79	1- 3-27 (H)	43	36
2- 5-25 (A)	15	24	1- 5-76 (A)	63	76	3- 2-31 (SC)	56	36
2- 1-26 (H)	27	16	3- 6-76 (H)	90	85	2-26-33 (SEC)	48	24
1-26-29 (H)	26	27	1-29-77 (A)	87	85	2-24-34 (SEC)	32	38
2- 8-32 (H)	50	22	2-26-77 (H)	85	70	2-26-42 (SEC)	42	36
2-13-33 (N)	35	21	1-23-78 (A)	62	78	3- 1-45 (SEC)	57	35
2- 1-34 (N)	33	28	2-20-78 (H)	97	84	3- 1-46 (SEC)	69	32
2- 8-34 (H)	26	21	1-13-79 (A)	52	55	3- 4-48 (SEC)	87	31
2- 1-35 (N)	33	26	2-10-79 (H)	80	71	3- 3-49 (SEC)	73	36
2-11-35 (H)	25	16	3- 1-79 (SEC)	101	100	12-14-50 (H)	85	37
2- 3-36 (A)	32	30	1-12-80 (H)	64	78	1-12-52 (A)	99	52
2- 7-36 (H)	40	34	2- 9-80 (A)	72	63	2- 8-54 (A)	97	55
2- 1-37 (N)	38	27				2- 3-55 (H)	87	63
2-10-37 (H)	31	34	LOUISIANA STATE (46-6)			2- 6-56 (A)	81	70
1-31-38 (N)	57	31	2-27-33 (SEC)	51	38	2- 2-57 (H)	88	61
2-12-38 (H)	27	21	2-26-37 (SEC)	57	37	1-31-58 (A)	78	56
1-28-39 (N)	38	41	3- 3-39 (SEC)	53	34	1-31-59 (H)	94	51
2- 1-39 (H)	45	27	3- 3-44 (SEC)	55	28	1-29-60 (A)	75	62
1-27-40 (N)	32	36	3- 3-44 (SEC)	55	28	2- 4-61 (H)	89	68
2-10-40 (H)	46	18	3- 2-45 (SEC)	68	37	1- 2-62 (A)	81	69
2- 3-41 (A)	38	36	3- 2-46 (SEC)	59	36	2- 2-63 (H)	94	71
2- 8-41 (H)	46	38	3- 5-48 (SEC)	63	47	2- 1-64 (A)	77	72
3- 1-41 (SEC)	39	37	1-31-51 (A)	81	59	1-23-65 (A)	68	84
2- 2-42 (A)	35	41	1- 5-52 (H)	57	47	1-30-65 (H)	78	61
2- 9-42 (H)	50	34	3- 1-52 (SEC)	44	43	1- 8-66 (A)	78	64
3- 1-42 (SEC)	36	34	3- 9-54 (N)	63	56	2- 7-66 (H)	85	75
1-30-43 (A)	32	41	12- 4-54 (H)	74	58	12-17-66 (H)	75	78
2- 6-43 (H)	67	41	1-17-55 (A)	64	62	1-14-67 (A)	72	89
3- 3-45 (SEC)	52	41	12- 3-55 (A)	62	52	12- 4-67 (H)	99	76
3- 2-46 (SEC)	59	30	1-14-56 (H)	107	65	1-13-68 (A)	78	96
2- 3-47 (A)	48	37	1-12-57 (A)	51	46	1-11-69 (H)	88	67
2-17-47 (H)	63	33	1-11-58 (H)	97	52	2-15-69 (A)	81	82
2- 5-48 (A)	41	31	1-10-59 (A)	76	61	1-10-70 (A)	88	69
2-16-48 (H)	63	33	1- 9-60 (H)	77	46	2-14-70 (H)	110	66
2- 2-49 (A)	56	40	1-13-61 (A)	59	73	1- 9-71 (H)	101	75
2-14-49 (H)	74	32	1-12-62 (H)	84	63	2-13-71 (A)	65	74
2- 2-50 (A)	66	64	1-11-63 (A)	63	56	1-15-72 (A)	70	72
2-13-50 (H)	77	57	1-10-64 (H)	103	84	2-19-72 (H)	95	68
1-13-51 (H)	65	48	1- 9-65 (A)	79	66	1-13-73 (H)	95	65
1-26-52 (A)	71	67	1-24-66 (H)	111	85	2-17-73 (A)	94	83
3- 1-54 (A)	68	43	1-28-67 (H)	102	72	1-26-74 (A)	91	82
2-28-55 (H)	66	52	2- 4-67 (A)	105	84	2-25-74 (H)	65	75
2-25-56 (N)	77	101	1-27-68 (A)	121	95	1-25-75 (H)	87	65
2-23-57 (H)	79	60	2- 3-68 (H)	109	96	2-24-75 (A)	58	66
2-22-58 (N)	*45	43	1-25-69 (A)	108	96	1-24-76 (A)	89	82

Date	Ky.	Opp.	Date	Ky.	Opp.	Date	Ky.	Opp.
2-21-76 (H)	96	89	2-25-50 (H)	70	66	MISS. STATE (51-9)		
1-17-77 (A)	73	71	1-27-51 (A)	74	49	2-28-21 (SIAA)	28	13
2-14-77 (H)	104	78	2-24-51 (H)	89	57	1-26-22 (H)	28	21
1- 7-78 (A)	86	67	3- 3-51 (SEC)	57	61	1-14-24 (H)	16	17
2- 4-78 (H)	88	61	1-28-52 (A)	88	51	2-27-25 (SC)	31	26
1- 3-79 (A)	65	76	2-21-52 (H)	75	45	3- 1-26 (SC)	26	31
1-27-79 (H)	87	81	1-30-54 (A)	85	63	2- 1-29 (A)	25	23
1-17-80 (A)	76	63	2-22-54 (H)	100	64	2- 2-29 (A)	32	14
1-13-80 (H)	95	70	1-29-55 (A)	75	71	1-24-30 (H)	43	17
VANDERBILT (84-28)			2-21-55 (H)	77	59	1-25-30 (H)	20	14
2-22-12 (H)	28	17	1-28-56 (A)	73	81	2-28-33 (SEC)	46	27
2-23-12 (H)	22	18	2-20-56 (H)	76	55	2-28-36 (SEC)	41	39
2-19-13 (H)	17	24	1-26-57 (A)	91	83	2-13-39 (H)	39	28
2-20-13 (H)	42	29	2-18-57 (H)	80	65	2-13-40 (H)	45	37
2-12-15 (H)	34	39	1- 6-58 (A)	86	81	2-27-43 (SEC)	52	43
3-13-15 (H)	36	24	2-17-58 (H)	65	61	1- 4-50 (N)	87	55
2- 4-16 (H)	25	39	1- 6-59 (A)	66	75	3- 2-50 (SEC)	56	46
2- 5-16 (H)	20	23	2-18-59 (H)	83	71	2- 2-51 (A)	80	60
2-14-19 (H)	26	36	1- 5-60 (A)	76	59	3- 1-51 (SEC)	92	70
2-22-21 (H)	39	18	2-16-60 (H)	68	60	2-11-52 (H)	110	66
1-18-22 (A)	12	22	1- 9-61 (A)	62	64	2-15-54 (H)	81	49
1- 1-24 (H)	33	13	2-21-61 (H)	60	59	2- 7-55 (A)	61	56
2-20-26 (H)	30	20	3- 9-61 (N)	88	67	2-15-56 (H)	86	65
1-15-27 (H)	32	48	1- 8-62 (A)	77	68	2-11-57 (A)	81	89
1-14-28 (H)	43	23	2-19-62 (H)	87	80	2-10-58 (H)	72	62
2- 8-28 (A)	54	29	1- 7-63 (A)	106	82	2- 9-59 (A)	58	66
1-21-31 (A)	42	37	2-18-63 (H)	67	69	2- 8-60 (H)	90	59
2-20-31 (H)	43	23	1- 6-64 (A)	83	85	2-13-61 (A)	68	62
2-10-32 (A)	61	37	2-17-64 (H)	104	73	2-12-62 (H)	44	49
2-20-32 (H)	31	32	1- 5-65 (H)	79	97	2-11-63 (A)	52	56
1-31-33 (A)	40	29	2-16-65 (A)	90	91	2-10-64 (H)	65	59
2-18-33 (H)	45	28	1-15-66 (H)	96	83	2- 8-65 (H)	74	56
2- 2-34 (A)	48	26	2- 2-66 (A)	105	90	2-19-65 (A)	73	69
2-17-34 (H)	47	27	1- 5-67 (H)	*89	91	2-11-67 (H)	*72	77
2- 2-35 (A)	58	22	3- 4-67 (A)	94	110	2-18-67 (A)	103	74
3- 2-35 (H)	53	19	1- 6-68 (A)	94	78	2-10-68 (A)	92	84
2- 1-36 (A)	23	32	3- 2-68 (H)	85	80	2-17-68 (H)	107	81
2-24-36 (H)	61	41	2- 1-69 (H)	103	89	1- 6-69 (A)	91	72
1-30-37 (A)	41	26	3- 1-69 (A)	99	101	2-10-69 (H)	91	69
2-20-37 (H)	51	19	1-31-70 (A)	81	89	1- 5-70 (H)	111	76
1-29-38 (A)	42	19	2-28-70 (H)	90	86	2- 9-70 (A)	86	57
2-21-38 (H)	48	24	1-30-71 (H)	102	92	1- 4-71 (A)	79	71
1-30-39 (A)	51	37	2-27-71 (A)	119	90	2- 8-71 (H)	102	83
2-25-39 (H)	52	27	1-24-72 (H)	106	80	1-10-72 (H)	104	76
1-29-40 (A)	32	40	2- 5-72 (A)	*85	80	2-14-72 (A)	63	55
2-24-40 (H)	43	38	1-22-73 (A)	75	76	1- 8-73 (A)	90	81
2-29-40 (SEC)	44	31	2- 3-73 (H)	76	83	2-12-73 (H)	*100	87
2- 1-41 (A)	51	50	1-28-74 (H)	65	82	2- 2-74 (A)	82	70
2-24-41 (H)	58	31	3- 2-74 (A)	69	71	3- 4-74 (H)	108	69
1-26-43 (H)	39	38	1-27-75 (A)	91	90	2- 1-75 (H)	112	79
2- 1-43 (A)	54	43	3- 1-75 (H)	109	84	3- 8-75 (A)	118	80
2- 4-46 (A)	59	37	1-17-76 (H)	77	76	1- 5-76 (A)	73	77
2- 9-46 (N)	64	31	2-14-76 (A)	65	69	3- 8-76 (H)	*94	93
1-13-47 (A)	82	30	1- 8-77 (A)	64	62	1-31-77 (A)	92	85
2-21-47 (A)	84	41	2- 5-77 (H)	113	73	2-28-77 (H)	77	64
2-27-47 (SEC)	98	29	1- 2-78 (H)	72	59	1-21-78 (A)	75	65
2- 9-48 (A)	82	51	3- 6-78 (A)	78	68	2-18-78 (H)	58	56
2-20-48 (H)	79	43	2- 7-79 (A)	58	68	1-15-79 (A)	61	63
1-31-49 (A)	72	50	2-23-79 (H)	96	70	2-12-79 (H)	80	65
2-26-49 (H)	70	37	1-19-80 (H)	106	90	1-23-80 (A)	89	67
1-30-50 (A)	58	54	2-15-80 (A)	91	73	2-20-80 (H)	71	65

*Overtime Period (Losses in Bold Face)

RECORDS



1979-80 KENTUCKY VARSITY BASKETBALL STATISTICS (35 GAMES) — FINAL

Player	G-St	Min.	Fg-Fga	Pct.	Ft-Fga	Pct.	Reb-Ave.	A	Pf-D	Pts.	Ave.	TO
MACY	35-35	1182	218-415	52.5	104-114	91.2	85-2.4	163	52-0	540	15.4	60
BOWIE	34-33	886	165-311	53.1	110-144	76.4	276-8.1	26	110-8	440	12.9	80
COWAN	35-35	892	168-318	52.8	100-141	70.9	201-5.7	31	101-5	436	12.5	78
WILLIAMS	35-33	858	100-190	52.6	64-75	85.3	185-5.3	26	106-8	264	7.4	63
SHIDLER	35-8	631	89-180	49.4	40-50	80.0	46-1.3	59	57-1	218	6.2	54
HORD	35-2	677	78-166	47.0	49-64	76.6	37-2.5	37	66-2	205	5.9	55
MINNIEFIELD	34-18	691	68-142	47.9	35-49	71.4	70-2.1	126	82-3	171	5.0	75
HURT	35-1	475	52-86	60.5	32-52	61.5	87-2.5	14	74-2	136	3.9	22
VERDERBER	23-1	374	37-71	52.1	28-38	73.7	74-2.2	12	54-2	102	3.0	30
HEITZ	24-0	108	6-22	27.3	18-33	54.6	20-0.8	3	13-0	30	1.3	7
LANTER	17-0	55	5-13	38.5	3-8	37.5	9-0.5	8	12-0	13	0.8	9
GETTELFINGER	12-0	26	5-7	71.4	2-3	66.7	3-0.3	4	3-0	12	1.0	3
ANDERSON	11-9	282	47-101	46.5	24-31	77.4	13-1.1	29	25-1	118	10.7	25
TEAM												
KENTUCKY TOTALS	35	1038-2022	51.3	609-802	75.9	1265-36.1	538	755-32	2685	76.7	564	
OPPONENT TOTALS	35	880-1971	44.7	563-794	70.9	1052-30.1	440	753-33	2323	66.4	551	

109 KY-OPP Deadball 80-102

BLOCKED SHOTS—STEALS: Kentucky 125-216, Opp 77-242. Bowie 73-12, Macy 2-58, Cowan 27-31, Minniefield 2-34, Shidler 3-30, Williams 8-18, Hord 3-15, Hurt 6-13, Verderber 0-6, Heitz 0-1, Gettefinger 0-1, Lanter 0-2, Anderson 1-4.

SEASON RECORD—1979-80

ALL GAMES: WON 29, LOST 6—SEC ONLY: WON 15, LOST 3

Date	Opponent	Site	UK	Opp.	Crowd
Nov. 17	Duke	(N1)	76*	82	8,939
Nov. 30	Bradley	(N2)	79	58	3,000
Dec. 1	Alaska	(N2)	97	68	3,000
Dec. 2	Iona	(N2)	57	50	3,750
Dec. 8	Baylor	(H)	80	46	23,493
Dec. 10	South Carolina	(H)	126	81	23,428
Dec. 12	Kansas	(A)	57	56	15,700
Dec. 15	Indiana	(H)	69	58	23,789
Dec. 17	Georgia	(N3)	95	69	15,700
Dec. 21	California	(UKIT)	78	52	23,768
Dec. 22	Purdue	(UKIT)	61	60	23,768
Dec. 29	Notre Dame	(N4)	86	80	16,613
Jan. 2	Auburn	(H)	67	65	23,425
Jan. 5	Tennessee	(A)	47	49	12,700
Jan. 9	Mississippi	(A)	79	73	8,728
Jan. 12	Alabama	(H)	64	78	23,425
Jan. 17	Florida	(A)	76	63	5,381
Jan. 19	Vanderbilt	(H)	106	90	23,425
Jan. 23	Mississippi State	(A)	89	67	9,513
Jan. 26	Georgia	(H)	56*	49	23,441
Jan. 28	Louisiana State	(H)	60	65	23,491
Jan. 30	Auburn	(A)	64	62	9,271
Feb. 2	Tennessee	(H)	83	75	23,513
Feb. 6	Mississippi	(H)	86	72	23,425
Feb. 9	Alabama	(A)	72	63	15,000
Feb. 13	Florida	(H)	95	70	23,375
Feb. 15	Vanderbilt	(A)	91	73	15,626
Feb. 17	Nevada Las Vegas	(A)	74	69	6,380
Feb. 20	Mississippi State	(H)	71	65	23,425
Feb. 24	Louisiana State	(A)	76*	74	13,937
Feb. 28	Auburn	(N5-SEC)	69	61	13,429
Feb. 29	Mississippi	(N5-SEC)	69	67	13,482
Mar. 1	Louisiana State	(N5-SEC)	78	80	8,400
Mar. 8	Florida State	(N6-NCAA)	97	78	12,100
Mar. 13	Duke	(H-NCAA)	54	55	23,320

Home Attendance—352,511

*—Overtime

N1—Springfield, Mass.; N2—Anchorage, Alaska; N3—Atlanta, Ga.; N4—Louisville, Ky.; N5—Birmingham, Al.; N6—Bowling Green, Ky.

ORIGIN OF "WILDCATS" NICKNAME

Kentucky's athletic teams are known to sports fans as the Wildcats. This first and only nickname borne by University varsities had its origin in 1909 in a speech made by Commandant Corbusier, then head of the military department of old State College. Speaking to a chapel audience of students on the showing of the Kentucky football team in defeating Illinois six to two, the Commandant declared "they fought like Wildcats." The tag was popularized by word of mouth and by the press with the result that it has since become synonymous with all major Kentucky athletic teams.

1978-79 TIME PLAYED AND HIGH GAME, POINTS-REBOUNDS

Player-Pos.	Games	Minutes Played	Total Points	High Points	Total Rebounds	High Rebounds
Macy, G.	35	1182	540	29 Miss. (A)	85	7 Vandy (A)
Bowie, C.	34	886	440	27 Miss. (SEC)	276	17 Duke (N)
Cowan, F.	35	892	436	27 LSU (A)	201	11 Alaska (A) Indiana (H)
WILLIAMS, F.	35	858	264	15 Vandy (H)	185	11 Baylor (H) S. Carolina (H)
SHIDLER, G.	35	631	218	18 Alabama (A)	46	4 Florida (A) Auburn (SEC)
Hord, F.	35	677	205	18 S. Carolina (H)	87	11 Notre Dame (N)
Minniefield, G.	34	691	171	14 Miss. State (A)	70	6 Duke (NCAA)
Hurt, F.	35	475	136	10 Notre Dame (N) Auburn (A)	87	5 (Seven Times)
Verderber, F.	34	374	102	11 Alaska (A)	74	8 Bradley (N)
Heitz, F.	24	108	30	5 California (UKIT)	20	2 (Six Times)
Lanter, G.	17	55	13	4 Alabama (H)	9	2 S. Carolina (H) Alabama (H)
Gettelfinger, G.	12	26	12	6 Miss. State (A)	3	1 (Three Times)
ANDERSON, G.	11	282	118	28 Georgia (N)	13	3 Duke (N) Purdue (UKIT)

STARTING COMBOS — 1978-79

Cowan, Williams, Bowie, Macy, Shidler	(Won 4, Lost 3)
Cowan, Williams, Bowie, Macy, Anderson	(Won 9, Lost 0)
Cowan, Hord, Williams, Macy, Shidler	(Won 1, Lost 0)
Cowan, Hord, Verderber, Macy, Minniefield	(Won 1, Lost 0)
Cowan, Williams, Bowie, Macy, Minniefield	(Won 13, Lost 3)
Cowan, Hurt, Bowie, Macy, Minniefield	(Won 1, Lost 0)

KENTUCKY BASKETBALL NO. 1 FOR 50-YEAR PERIOD (1926-75)

It comes as no surprise to Kentucky basketball fans that the Wildcats are "NO. 1"—but proving it to your contemporaries may end in the usual sports hassle—no absolute proof.

Look no more, our friends. Steve Boda of the NCAA Statistical Bureau has come up with the clincher—a 50-year record of the nation's winningest collegiate teams which shows Kentucky perched firmly at the top with no other team in sight. Here is how the top ten stack up.

Team	Years	Won	Lost	Winning Percentage
1. Kentucky	50*	991	246	.801
2. St. John's	50	899	330	.731
3. North Carolina	50	922	361	.719
4. Western Kentucky	50	932	371	.715
5. Duquesne	47	754	319	.703
6. Kansas	50	800	367	.686
7. North Carolina State	50	815	386	.679
8. Notre Dame	50	815	391	.676
9. UCLA	50	841	411	.672
10. St. Bonaventure	49	669	329	.670

*—49 Seasons

KENTUCKY COACHES THROUGH THE YEARS

Years at UK	Name	Tenure	Won	Lost	Pct.	Best Season
1903-09	W. W. H. Mustaine and Others +	7	21	35	.375	
1910	E. R. Sweetland & R. E. Spahr	1	4	8	.333	
1911	H. J. Iddings	1	5	6	.454	5-6 in 1911
1912	E. R. Sweetland	1	9	0	1.000	9-0 in 1912
1913	J. J. Tigert	1	5	3	.625	5-3 in 1913
1914-15	Alpha Brumage	2	18	7	.720	11-2 in 1914
1916	James Park	1	8	6	.571	8-6 in 1916
1917	W. P. Tuttle	1	4	6	.400	4-6 in 1917
1918	S. A. Boles	1	9	2-1*	.791	9-2-1 in 1918
1919	Andrew Gill	1	6	8	.428	6-8 in 1919
1920-24	George Buchheit	5	44	27	.619	13-1 in 1921
1925	C. O. Applegran	1	13	8	.619	13-8 in 1925
1926	Ray Eklund	1	15	3	.833	15-3 in 1926
1927	Basil Hayden	1	3	13	.187	3-13 in 1927
1928-30	John Mauer	3	40	14	.740	16-3 in 1930
1931-72	Adolph Rupp	42†	880	190	.822	25-0 in 1954
1973	Joe B. Hall	8	183	60	.753	30-2 in 1978

18 Coaches in 77 Seasons—Record 1662 Games:
Won 1267, Lost 396, Tied 1—76.2%

*Unique tie game resulted from scorer's error discovered after game.

†No schedule played in 1953—Rupp's record for 41 seasons.

+ Basketball at UK reportedly started when W. W. H. Mustaine called together some students, took up a collection totaling \$3 for a ball and told them to start playing. There was no official coach from 1903 until 1910. Managers ran the team.

ON THE TRAIL OF TITLES—NCAA CHAMPIONS

1939	Oregon	1953	Indiana	1967	UCLA
1940	Indiana	1954	LaSalle	1968	UCLA
1941	Wisconsin	1955	San Francisco	1969	UCLA
1942	Stanford	1956	San Francisco	1970	UCLA
1943	Wyoming	1957	North Carolina	1971	UCLA
1944	Utah	1958 Kentucky		1972	UCLA
1945	Oklahoma A&M	1959	California	1973	UCLA
1946	Oklahoma A&M	1960	Ohio State	1974	N.C. St.
1947	Holy Cross	1961	Cincinnati	1975	UCLA
1948 Kentucky		1962	Cincinnati	1976	Indiana
1949 Kentucky		1963	Loyola (Chicago)	1977	Marquette
1950	CCNY	1964	UCLA	1978 Kentucky	
1951 Kentucky		1965	UCLA	1979	Michigan State
1952	Kansas	1966	Texas Western	1980	Louisville

TOP ALL-TIME KENTUCKY SCORERS—VARSITY CAREER

(The 1,000 Point Club)

Player—Pos.	Years	Points	Games	Average
1. Dan Issel (C)	3 (1968-70)	2,138	83	25.7
2. Jack Givens (F)	4 (1975-78)	2,038	123	16.6
3. Kevin Grevey (F)	3 (1973-75)	1,801	84	21.4
4. Cotton Nash (C-F)	3 (1962-64)	1,770	78†	22.69
5. Alex Groza (C)	4 (1945, 47-49)	1,744	120	14.4
6. Louie Dampier (G)	3 (1965-67)	1,575	80	19.7
7. Mike Casey (G)	3 (1968-69-71)	1,535	82	18.7
8. Ralph Beard (G)	4 (1946-49)	1,517	139	10.8
9. Cliff Hagan (C)	2 (1951-52, 54)	1,475	77	19.2
10. Pat Riley (F)	3 (1965-67)	1,464	80	18.3
11. Johnny Cox (F)	3 (1957-59)	1,461	84	17.3
12. Kyle Macy (G)	2 (1978-80)	1,411	98	14.4
13. Rick Robey (F-C)	4 (1975-78)	1,395	105	13.3
14. Mike Phillips (C)	4 (1975-78)	1,367	120	11.4
15. Mike Pratt (F)	3 (1968-70)	1,359	81	16.8
16. Frank Ramsey (G)	3 (1951-52, 54)	1,344	91	14.7
17. Jim Andrews (C)	3 (1971-73)	1,320	80	16.5
18. Tom Parker (F)	3 (1970-72)	1,238	80	15.5
19. Bill Spivey (C)	2 (1950-51)	1,213	63	19.2
20. Vernon Hatton (G)	3 (1956-58)	1,154	76	15.1
21. Wallace Jones (F)	4 (1946-49)	1,151	98*
22. Bill Lickert (F-G)	3 (1959-61)	1,076	73	14.7
23. Mike Phillips (C)	3 (1975-77)	1,051	89	11.8
24. Jim Line (F)	4 (1947-50)	1,041	100*
25. Bob Burrow (C)	2 (1955-56)	1,023+	51	20.0
26. Jimmy Dan Conner (F-G)	3 (1973-75)	1,009	85	11.9
27. Bobby Watson (G)	3 (1950-52)	1,001	96	10.4

*No record for number of games played in 1947.

†Achieved membership in club earliest of any Wildcat, hitting 1,000th point in the 19th game of junior year.

+ Kentucky career totals only. Junior College total of 2,191 points not included.

TOP REGULAR SEASON SCORERS

Player—Pos.	Year	Games	FG	FT	TP	Ave.
Dan Issel (C)	1970 (Sr.)	26	339	198	876	33.7
Dan Issel (C)	1969 (Jr.)	26	269	159	697	26.8
Cotton Nash (C-F)	1964 (Sr.)	25	233	149	615	24.6
Kevin Grevey (F)	1975 (Sr.)	26	265	99	629	24.2
Cliff Hagan (C)	1954 (Sr.)	25	234	132	600	24.0
Cotton Nash (C-F)	1962 (Soph.)	24	205	161	571	23.8
Jim Andrews (C)	1972 (Jr.)	26	224	120	568	21.9
Kevin Grevey (F)	1974 (Jr.)	25	232	83	547	21.9
Pat Riley (F)	1966 (Jr.)	25	225	91	541	21.6
Louie Dampier (G)	1966 (Jr.)	25	211	99	521	20.8
Cliff Hagan (C)	1952 (Jr.)	26	206	128	540	20.8
Jack Givens (F)	1976 (Soph.)	26	216	105	537	20.7
Louie Dampier (G)	1967 (Sr.)	26	219	99	537	20.6
Cotton Nash (C-F)	1963 (Jr.)	25	176	162	514	20.6
Mike Casey (G)	1968 (Soph.)	25	215	76	506	20.2

ALL-TIME KENTUCKY CAGE RECORDS

(Revised to Start of 1979-80 Season)

TEAM RECORDS

Season

- Most Games Played — 39* in 1947-1948
(Regular Season Only — 30* in 1946-47 and 1979-80)
- Most Wins — 36*† in 1947-48 (Won 36, Lost 3)
(Regular Season Only — 28* in 1946-47 (Won 28, Lost 2)
(Conference Play Only — 17* in 1969-70)
- Most Losses — 13 in 1926-27 (2-13), 1966-67 (13-13) and 1973-74 (13-13)
(For Full Season 20 or More Games — 13 in 1966-67) and (1973-74)
(Conference Play Only — 10 in 1966-67 (8-10)
- Fewest Wins — 1 in 1904-05 (Won 1, Lost 4)
(For Full Season 20 or More Games — 13 in 1966-67) and (1973-74)
- Fewest Losses — 0 in 1911-12 (9-0) and 1953-54 (25-0)
- Longest Win Streak — 25 in 1953-54 (Won 25, Lost 0)
(Conference Play Only — 14* in 1950-51, 1951-52, 1965-66, 1976-77. Including
Playoff Game, Kentucky Won 15 Straight in 1953-54)
- Most Consecutive Wins, Conference Play — 51* (Jan. 28, 1950-Jan. 8, 1955)
- Longest Losing Streak — 9 (Jan. 25 to Feb. 23, 1923)
(Conference Play Only — 4 in 1966-67) and (1973-74)
- Most Points — 2858 in 31 Games, 1974-75
Regular Season Only — 2523 in 26 Games, 1970-71
(Conference Play Only — 1728* in 18 Games, 1970-71)
(Most Times 100 or More Points — 15 in 1970-71)
(Two Consecutive Games — 244 vs. Georgia and Tennessee, 1956)
- Fewest Points — 19 in 3 Games, 1903
(For Full Season 20 or More Games — 538 in 22 Games 1924-25)
- Greatest Average Scoring Margin — 27.2 in 25 Games, 1953-54
(Including Tournament Play — 29.9 in 37 Games, 1946-47)
(Conference Play Only — 35.9* in 14 Games, 1953-54)
- Highest Scoring Average — 96.8 in 28 Games, 1969-70
(Regular Season Only — 96.7 in 26 Games, 1970-71)
(Conference Play Only — 96.0* in 18 Games, 1970-71)
- Lowest Scoring Average — 6.3 in 3 Games, 1903
- Best Winning Percentage — 1.000 in 1911-12 (9-0) and 1953-54 (25-0)
(Conference Play Only — 1.000 in 1932-33 (8-0) and 10 Other Years. Last 14-0 in
1953-54)
- Worst Season Percentage — .187 on Record 3-13 in 1926-27
(20 Games Minimum — .500 (13-13) in 1966-67 and 1973-74)
- Most Field Goal Attempts — 3645*† in 39 Games, 1947-48
(Regular Season — 2925† in 33 Games, 1947-48)
- Most Field Goals Made — 1197 in 31 Games, 1974-75
(Conference Play Only — 719* in 18 Games, 1974-75)

*Also SEC Record

**The 1965-66 Wildcat team scored 2,950 points in 25 regular season, four NCAA
and five International Universities Tournament games.

†Recognized as National Record

Highest Field Goal Pct. — 54.1* in 32 Games, 1977-78
 (Regular Season Only — 54.0 in 27 Games, 1977-78)
 (Conference Play Only — 54.5* in 18 Games, 1977-78)
 Most Free Throws Attempted — 865 in 32 Games, 1951-52
 (Conference Play Only — 485* in 18 Games, 1978-79)
 Most Free Throws Made — 613 in 32 Games, 1977-78
 (Conference Play Only — 376* in 18 games, 1978-79)
 Highest Free Throw Pct. — 77.6 in 31 Games, 1978-79
 (Regular Season Only — 78.1 in 26 Games, 1978-79)
 Most Personal Fouls — 767 in 31 Games, 1974-75
 Fewest PF's — 307 in 26 Games, 1944—45
 Most Points Allowed — 2434 in 31 Games, 1974-75
 (Regular Season Only — 2175 in 26 Games, 1970-71)
 Fewest Points Allowed — (9 Game Min.) — 137 in 9 Games, 1911-12
 (Conference Play Only — 182* in 8 Games, 1934-35)
 Most Rebounds — 1817* in 32 Games, 1951-52
 (Regular Season Only — 1600 in 25 Games, 1950-51)
 Best Rebound Average — 64.6* in 25 Games, 1953-54
 Most Wins in Conference — 17* in 1969-70

Single Game

Most Points — 143* (Kentucky 143 vs. Georgia 66, Feb. 27, 1956)
 (Conference Play Only — Same)
 (Non-Conference — 121 (Kentucky 121, West Texas 67, Dec. 4, 1978)
 Most Points, Both Teams — 239 Kentucky 118 vs. Northwestern 116 at Evanston,
 Dec. 10, 1966)
 Conference Play Only — 226 (Kentucky 121 vs. LSU 105, Feb. 21, 1970)
 Most Points, Home Floor — 126 (Kentucky 126 vs. South Carolina 81, Dec. 10, 1979)
 Most Points on Opponent's Floor — 121 (Kentucky 121 vs. LSU, 95, Jan. 27, 1968;
 Kentucky 121 vs. LSU, 105, Feb. 21, 1970)
 Most Points on Neutral Court — 143 (Kentucky 143 vs. Georgia 66, Armory,
 Louisville, Feb. 27, 1956)
 Most Points, One Half — 75* (Kentucky 75 vs. Georgia 32, Feb. 27, 1956)
 Fewest Points — 1 (Kentucky 1 vs. Kentucky U 22 in 1905)
 (Conference Play Only — 22 Against Tennessee 32, Jan. 18, 1941)
 Fewest Points, One Half (Modern) — 8 (Kentucky 8, Georgia 6 in First Half, Jan. 16,
 1967 Athens)
 Fewest Points, Both Teams — 17 (State College 5 vs. Kentucky U. 12 in 1904)
 Biggest Victory Margin — 77* (Kentucky 143 vs. Georgia 66, Feb. 27, 1956)
 Smallest Victory Margin — 1 (45 One-point Wins. Last, 61-60 Purdue (UKIT), Dec.
 22, 1979)
 Worst Defeat — 68 (Kentucky 19 vs. Centre 87 in 1908-09)
 (CCNY's) 39-point Win Over UK in NIT of 1950 Worst Defeat in Modern
 Records)
 Smallest Margin of Defeat — 1 (Tennessee 27 vs. Kentucky 26, March 2, 1917)
 (Also on Record are 33 Other One-Point Losses. Last, Clemson 68, Kentucky 67
 (OT) NIT (H), Mar. 7, 1979)
 Most Points in Losing Game — 100 vs. Jacksonville, 106 (NCAA) March 14, 1970
 Fewest Points Allowed — 5* (Kentucky 26 vs. Tennessee 5 in 1909-10 and Kentucky
 38 vs. Centre 5 in 1916)
 (Conference Play Only — 9* Against Tulane, Dec. 20, 1934)

Most Points Allowed—116 (Northwestern 116 vs. Kentucky 118 Dec. 10, 1966)
 Most FG Attempted—125* Against Indiana Central, Nov. 29, 1947 (SEC Non-Conference Record); Mississippi, Feb. 8, 1964
 (Conference Play Only—125* Against Mississippi, Feb. 8, 1964)
 Most FGA's, Both Teams—209 (Kentucky 125 vs. Mississippi 84, Feb. 8, 1964)
 Fewest FG Attempted—37 Against Mississippi State, Jan. 21, 1978
 Fewest FGA One Half—15 (2nd Half) vs. Florida, Jan. 30, 1965
 Most Field Goals Scored—60* Against Georgia, Feb. 27, 1956
 Most FG's Scored, Both Teams—96 (UK 50 vs. Northwestern 46, Dec. 10, 1966, and UK 50 vs. Austin Peay 46, Mar. 15, 1973)
 (Conference Play Only—90* UK 52 vs. LSU 38, Jan. 27, 1968, and UK 48 vs. Alabama 42, Feb. 26, 1973)
 Best Field Goal Pct.—68.3 vs. Alabama (SEC) Mar. 1, 1979
 (Conference Play Only—68.3 vs. Alabama (SEC) Mar. 1, 1979
 (First Half—72.7% vs. LSU, Jan. 24, 1966)
 (Second Half—87.5 (14-16) vs. Alabama (A) Feb. 9, 1980)
 Lowest Field Goal Percentage—16.3 vs. Ga. Tech (A), Jan. 26, 1960
 Most Free Throws Attempted—56* vs. Miss. State, Feb. 12, 1979. Made 40
 Fewest Free Throws Attempted—2 Against Ga., (H)Feb. 8, 1975 and Tenn., (A) Jan. 5, 1980
 Most Free Throws Made—46* Against Vanderbilt (A) Jan. 7, 1963. FTA 53
 Fewest Free Throws Made—1 Against Ga., (H) Feb. 8, 1975, and Tenn., (A) Jan. 5, 1980 in 2 Attempts
 Best Free Throw Pct.—1.000 (14 out of 14 vs. Duke, March 3, 1930; 11 out of 11 vs. Alabama, Feb. 1, 1934 and Vanderbilt, Mar. 2, 1974; 9 out of 9 vs. Mississippi, Jan. 4, 1969) 95.5* (21 out of 22 vs. Georgia, Feb. 19, 1973)
 Most Rebounds—108* Against Mississippi, Feb. 8, 1964
 Most Personal Fouls—41* Against Ohio U., Jan. 12, 1948
 (Conference Play Only—37* (Kentucky vs. Auburn, Feb. 27, 1954)
 Most PF's, Both Teams—75—Kentucky 32, La Salle 43, Dec. 2, 1979)
 (Conference Game Only—71* (Kentucky 37 vs. Auburn 34, Feb. 27, 1954)
 Fewest PF's Both Teams—17 (Kentucky 7 vs. SMU 10, Dec. 21, 1956)

INDIVIDUAL RECORDS (Season)

Most Points—948 by Dan Issel in 28 Games, 1969-70
 (Regular Season Only—876 by Dan Issel in 26 Games, 1969-70)
 (Conference Play Only—612 by Dan Issel in 18 Games, 1969-70)
 (Soph. Year—608 by Cotton Nash in 26 Games, 1961-62)
 Highest Scoring Average—33.9 by Dan Issel in 28 Games, 1969-70
 (Regular Season Only—33.7 by Dan Issel in 26 Games, 1969-70)
 (Conference Play Only—34.0 by Dan Issel in 18 Games, 1969-70)
 (Soph. Year—23.4 by Cotton Nash in 1961-62)
 Most Rebounds—528* by Cliff Hagan in 32 Games, 1951-52
 (Regular Season Only—447 by Bill Spivey in 25 Games, 1950-51)
 (Conference Play Only—250 by cliff Hagan in 14 Games, 1951-52)
 Most FG Attempts—667 by Dan Issel in 28 Games, 1969-70
 (Regular Season Only—614 by Dan Issel in 26 Games, 1969-70)
 (Conference Play Only—433 by Dan Issel in 18 Games, 1969-70)

*Also Southeastern Conference Record

†Recognized As National Record

- Most Field Goals Made—369 by Dan Issel in 28 Games, 1969-70
 (Regular Season Only—339 by Dan Issel in 26 Games, 1969-70)
 (Conference Play Only—239 by Dan Issel in 18 Games, 1969-70)
- Most Free Throws Attempted—275 by Dan Issel in 28 Games, 1969-70
 (Regular Season Only—259 by Dan Issel in 26 Games, 1969-70)
 (Conference Play Only—169 by Dan Issel in 18 Games, 1969-70)
- Most Free Throws Made—210 by Dan Issel in 28 Games, 1969-70
 (Regular Season Only—198 by Dan Issel in 26 Games, 1969-70)
 (Conference Play Only—134 by Dan Issel in 18 Games, 1969-70)
 (Consecutive—32 in 12 games by Kyle Macy (5 games 1978-79 and 7 games 1979-80)
- Highest Field Goal Pct.—63.5 by Rick Robey in 32 Games, 1977-78
 (Regular Season Only—62.5 by Rick Robey in 27 Games, 1977-78)
 (Conference Play Only—64.7 by Rick Robey in 18 Games, 1977-78)
- Highest Free Throw Pct.—91.8 by Larry Steele in 23 Games, (45-49) 1969-70
 (Regular Season Only—92.2 by Kyle Macy in 30 games, (94-101) 1979-80
 (Conference Play Only—90.9 by Kent Hollenbeck in 12 Games (40-44) 1970-71)
- Most Assists—178 by Kyle Macy in 32 Games, 1977-78

Single Game

- Most Points—53 by Dan Issel (Against Mississippi at Oxford, Feb. 7, 1970)
- Most Field Goals Attempted—42 by Bill Spivey (Against Ga. Tech. Feb. 18, 1950.
 Made 16)
- Most Field Goals Made—23 by Dan Issel (Against Mississippi at Oxford, Feb. 7, 1970)
- Most Free Throws Attempted—24 by Cliff Hagan (Against Temple, Dec. 5, 1953)
- Most Free Throws Made—18 by Dwight Anderson (Against Miss. State, Feb. 12, 1979) Attempted 23.
- Consecutive Free Throws Made—16* by Cliff Hagan (Against Mississippi, Jan. 2, 1952)
- Highest Field Goal Percentage (Min. 10 Made)—Rick Robey 91.7 (11 of 12) against Miami (O.) (H) Dec. 10, 1975, Jack Givens 91.7 (11 of 12) against Miss. State (A) Jan. 31, 1977
- Highest Free Throw Percentage (Min. 10 Made)—1.000 by Louie Dampier (13 of 13 against Florida, Jan. 30, 1965, and 14 of 14 against Oregon State Dec. 22, 1966) 11 other players have 15—1.000% performances. (Min. 15 made)—.944 (17 of 18) by Cliff Hagan against Mississippi, Jan. 2, 1952)
- Most Rebounds—34* (SEC non-conference record) by Bob Burrow (Against Temple, (H) Dec. 10, 1955)
 Conference Play Only—30 by Cotton Nash (Against Mississippi (H) Feb. 8, 1964)
- Longest Field Goal Made—63 feet, 7 1/2 inches by Cliff Barker (Against Vanderbilt, Feb. 26, 1949 in Alumni Gym). (Other long shots on record include 53 ft., 9 1/2 in. by Ralph Beard against Tennessee in 1947-48; 53 ft., 6 in. by Linville Puckett against Miss. State in 1953-54; and 48 ft., 2 1/4 in. by Red Hagan against Marquette in 1937-38)
- Most Assists—13 by Dirk Minniefield vs. Miss. State (A), Jan. 23, 1980

INDIVIDUAL CAREER RECORDS (Varsity Play)

- Most Points—2138 by Dan Issel in 83 Games, 1968-70
 (Conference Play Only—1399 by Dan Issel in 54 Games, 1968-70)

Highest Scoring Average—25.7 by Dan Issel, 1968-70
 (Conference Play Only—25.9 by Dan Issel in 54 Games, 1969-70)

Most Games Played—139 by Ralph Beard, 1945-49
 (Conference Play Only—74 by Truman Claytor, 1976-79)

Most Consecutive Games Started—120 by Alex Groza, Nov. 28, 1946 to March 26, 1949
 (Conference Play Only—54 by Dan Issel and Mike Pratt in 1968-70, Jack Givens, 1975-78)

Most Field Goals Attempted—1638 by Jack Givens, 1975-78
 (Conference Play Only—1059 by Dan Issel, 1968-70)

Most Field Goals Made—843 by Jack Givens in 123 Games, 1975-78
 (Conference Play Only—546 by Dan Issel in 54 Games, 1968-70)

Highest FG Pct.—58.1 by Rick Robey in 105 Games, 1975-78
 (Conference Play Only—57.3 by Rick Robey in 58 Games, 1975-78)

Most Free Throws Attempted—661 by Dan Issel in 83 Games, 1968-70
 (Conference Play Only—405 by Dan Issel in 54 Games, 1968-70)

Most Free Throws Made—488 by Dan Issel in 83 Games, 1968-70
 (Conference Play Only—307 by Dan Issel in 54 Games, 1968-70)

Highest FT Pct.—89.0 by Kyle Macy in 98 Games (331-372), 1978-80
 (Conference Play Only—88.2 by Kyle Macy (224-254) in 61 Games, 1978-80)

Most Rebounds—1078 by Dan Issel in 83 Games, 1968-70 (No Rebounds kept prior to 1951)
 (Conference Play Only—685 by Dan Issel in 54 Games, 1968-70)

Best Rebound Average—16.1 by Bob Burrow in 51 Games, 1955-56
 (Conference Play Only—17.5 by Bob Burrow in 30 Games, 1955-56)

Most Assists—470 by Kyle Macy in 98 Games, 1978-80

Most Personal Fouls—344 by Mike Phillips, 1975-78 (Four Seasons)
 (For 3 Seasons—294 by Pat Riley, 1965-67)

NCAA TOURNAMENT RECORDS

Most Appearances—24† (1942, 1945, 1948, 1949, 1951, 1952, 1955, 1956, 1957, 1958, 1959, 1961, 1962, 1964, 1966, 1968, 1969, 1970, 1971, 1972, 1973, 1975, 1977, 1978, 1980)

Most Points—4958 in 65 Games

Most Games—65†

MISCELLANEOUS RECORDS

Season Opener Consecutive Wins—34
 (Kentucky lost first opening game since 1926 in defeat by Va. Tech, Dec. 1, 1962)

Consecutive Home Floor Wins—129† (Jan. 4, 1943 to Jan. 8, 1955)
 (First 84 wins in Alumni Gym, remainder in Memorial Coliseum)
 (Conference Play Only—70 from Jan. 21, 1939 to Jan. 8, 1955)
 (Overall since 1943, Kentucky has been defeated on its home floor only 40 times)
 (Most losses at home one season—7 in 1966-67)

Longest Winning Streak—32 (Dec. 5, 1953 to Jan. 8, 1955)

*Also Southeastern Conference Record

†Recognized As National Record

Consecutive Conference Wins—51* (Jan. 28, 1950 to Jan. 8, 1955)
 (Excludes tournament and non-SEC games)

Consecutive SEC Losses—4 in 1966-67 and 1973-74 (Lost 3 in row only 12 times, 2
 in row only 17 times)

Most SEC Champions—32*
 (12 Titles won in tournament play. Title determined by regular season play since
 1951. Tied LSU 1935 and 1954, Miss. State 1962, Tennessee 1972, Alabama
 1975, Tennessee 1977)

Consecutive SEC Championships—9*
 (Kentucky held SEC title continuously from 1944 to 1953 when Wildcats were
 out of competition. The 1952 title represented UK's 6th straight regular season
 title and 12th win of season race since SEC organized in 1933.)

Attendance Highs—
 One Game—23,789*† (UK vs. Indiana (H) Dec. 15, 1979)
 Regular Season Game—23,789*† (UK vs. Indiana (H) Dec. 15, 1979)
 Home Game—23,789*† (UK vs. Indiana (H) Dec. 15, 1979)
 Two Consecutive Games—47,050 in 1979 (23,528 vs. Vanderbilt, 23,522 vs.
 Clemson at Rupp Arena)
 Complete Season—586,286† in 32 Games, 1977-78
 Home Season—373,403*† in 16 Games, 1977-78
 Home Average—23,501 (352,511 in 15 Games) 1979-80

Last Overtime Game—Feb. 24, 1980 (UK 76, LSU 74) (A)
 (Last double overtime game—Dec. 11, 1971 (Indiana 90, UK 89) (N)
 (Last three-overtime game—Dec. 7, 1957, Kentucky 85, Temple 83)

Most Overtime Games—Season—Five, 1979 (Won 2, Lost 3)

Overtime All-Time Record—Won 21, Lost 21

Most Players on All-Tournament Team—5 (1947 All-SEC Tournament Team and
 1965 UK Invitational Tournament Team)

RUPP ARENA RECORDS

(Collegiate-Varsity)

Team-Single Game

Consecutive Wins—26 by Kentucky (Jan. 22, 1977 to Dec. 22, 1978)

Most Points—126 by Kentucky vs. South Carolina, 81, Dec. 10, 1979

Most Points by Kentucky Opponent—90 by Vanderbilt, Jan. 19, 1980

Biggest Margin of Victory For Kentucky—50 (Kentucky 103, TCU 53, Dec. 2, 1976)

Biggest Margin of Defeat for Kentucky—14 (Alabama 78, Kentucky 64, Jan. 12,
 1980)

Smallest Margin of Victory for Others—2 (Utah 70, Kentucky 68, Dec. 18, 1977)

Smallest Margin of Defeat for Others—1 (Kentucky 61, Purdue 60—UKIT—Dec.
 22, 1979)

Most Points, Both Teams—202 (Kentucky 114, Portland State 88 (UKIT) Dec. 16,
 1977)

Most Points In One Half—66 by Kentucky in Second Half vs. West Texas, Dec. 4,
 1978

Fewest Points—52 by California vs. Kentucky 78, Dec. 21, 1979

Most FGA's, Both Teams—163 (Kentucky 82 vs. Vanderbilt 81, Feb. 5, 1977)

Most Field Goals Made—46 by Kentucky vs. Portland State Dec. 16, 1977

Best FG Pct. (Game)—68.0 (34 of 50) by West Virginia vs. Bowling Green, Dec. 18,
 1977 (UKIT)

Best FG Pct. (First Half)—71.4 (10-14) by South Carolina vs. Kentucky, Dec. 12, 1977

Best FG Pct. (Second Half)—83.3 (15 of 18) by Kentucky vs. Mississippi State, Feb. 28, 1977

Most Free Throws Attempted—56 by Kentucky vs. Miss. State, Feb. 12, 1979

Most FTA's, Both Teams—97 (Kentucky 48, Vanderbilt 49, Jan. 19, 1980)

Most Free Throws Made—44 by Kentucky vs. Vanderbilt, Jan. 19, 1980

Most Free Throws Missed—19 by Kentucky vs. Wisconsin, Nov. 27, 1976, and vs. Portland State, Dec. 16, 1977

Most Rebounds—62 by Kentucky vs. Bowling Green, Dec. 17, 1976

Fewest Points, Both Teams—114 (Kentucky 58, Miss. State 56, Feb. 18, 1978)

Most Personal Fouls—43 by La Salle vs. Kentucky, Dec. 2, 1978

Most Personal Fouls, Both Teams—75 (UK 32, La Salle 43, Dec. 2, 1978)

Biggest Crowd—23,789*† (Kentucky vs. Indiana, Dec. 15, 1979)

Individual-Single Game

Most Points—39 Freeman Williams, Portland State vs. Kentucky (UKIT) Dec. 16, 1977

Most Field Goals Attempted—40 by Freeman Williams, Portland State vs. Kentucky, (UKIT) Dec. 16, 1977

Most Field Goals Made—17 by Freeman Williams, Portland State vs. Kentucky (UKIT) Dec. 16, 1977

Most Free Throws Attempted—23 by Dwight Anderson, Kentucky vs. Miss. State, Feb. 12, 1979. Made 18.

Most Free Throws Made—18 by Dwight Anderson, Kentucky vs. Miss. State, Feb. 12, 1979. Attempted 23.

(Consecutive—12 by Kyle Macy vs. Vanderbilt, and Mike Rhodes of Vanderbilt vs. Kentucky, Jan. 19, 1980)

Most Rebounds—19 by Mike Phillips, Kentucky vs. LSU, Jan. 22, 1977; and Bernard King, Tennessee vs. Kentucky, Jan. 12, 1977.

MEMORIAL COLISEUM RECORDS

(Collegiate-Varsity)

Team—Single Game

Consecutive Wins—45 by Kentucky (Dec. 1, 1950 to Jan. 8, 1955)

(Part of Overall National Record of 129 Home Floor Victories)

(Kentucky has lost two in row in Memorial Coliseum only three times and three in row only once—1966-67)

Most Points—121 by Kentucky vs. Mississippi, 86, Feb. 6, 1971

Most Points by UK Opponent—98 (1 OT) by Illinois, Dec. 5, 1966

Biggest Margin of Victory—53 by Kentucky (UK 104 vs. Ga. Tech 51 on Jan. 7, 1956; and UK 108 vs. Georgia 55 on Jan. 29, 1959)

Most Points, Both Teams—207 (Kentucky 121 vs. Mississippi 86, Feb. 6, 1971)

Biggest Margin of Defeat for Kentucky—23 (Alabama 94, UK 71, Feb. 23, 1974)

Most Points In One Half—67 by Kentucky in Second Half vs. Auburn, Jan. 29, 1966

Fewest Points—32 by Alabama (Alabama 32 vs. Kentucky 39 on Feb. 23, 1959)

*Also Southeastern Conference Record

†Recognized As National Record

Smallest Margin of Victory—Kentucky 77 vs. UCLA 76 on Feb. 17, 1961; UK 61, Tennessee 60 on Feb. 27, 1965; UK 60, Tennessee 59 on Feb. 12, 1968; Kentucky 78 vs. Stanford 77 on Dec. 22, 1973; Kentucky 77, Vanderbilt 76 on Jan. 17, 1976; Kentucky 94, Miss. St. 93 (OT) Mar. 8, 1976

Smallest Margin of Defeat—1 (Ga. Tech 59 vs. Kentucky 58 on Jan. 8, 1955; St. Louis 71 vs. Kentucky 70 on Dec. 10, 1956; Ga. Tech 86 vs. Kentucky 85 in double overtime on Jan. 5, 1963; Illinois 98 vs. UK 97 (1 OT) Dec. 5, 1966; Ohio State 82, UK 81, March 16, 1968)

Most FGA's, Both Teams—209 (Kentucky 125 vs. Mississippi 84, Feb. 8, 1964)

Most Field Goals Made—54 by Kentucky vs. Mississippi, Feb. 6, 1971

Best FG Pct. (Game)—69.2 (18 of 26) by Miss. State vs. Kentucky, Feb. 12, 1962

Best FG Pct. (First Half)—75.0 (15 of 20) by Ga. vs. UK, Jan. 11, 1971

Best FG Pct. (Second Half)—87.5 (7 of 8) by Miss. State vs. UK, Feb. 12, 1962

Most Free Throws Attempted—50 by Georgia vs. Kentucky, Feb. 4, 1954, and Georgia Tech, Jan. 5, 1957

Most FTA's, Both Teams—89 (Kentucky 39 vs. Georgia Tech 50 on Jan. 5, 1957)

Most FT Made—38 by Kentucky vs. Georgia on Jan. 29, 1959; UK 38 vs. Florida, Jan. 30, 1965

Most Free Throws Missed—23 by Georgia vs. Kentucky on Feb. 4, 1954

Most Rebounds—108 by Kentucky vs. Mississippi, Feb. 8, 1964

Fewest Points, Both Teams—71 (Kentucky 39 vs. Alabama 32 on Feb. 23, 1959)

Most Personal Fouls—34 by Mississippi vs. Kentucky, Feb. 6, 1965

Most PF's, Both Teams—62 (UK 31 vs. Auburn 31, Feb. 5, 1973)

Biggest Crowd—13,690 (Kentucky vs. Louisiana State, Jan. 24, 1970)

Individual—Single Game

Most Points—55 by Pete Maravich, LSU vs. Kentucky, Jan. 24, 1970

Most Field Goals Attempted—53 by Pete Maravich, LSU vs. Kentucky, Feb. 22, 1969

Most Field Goals Made—21 by Pete Maravich, LSU vs. Kentucky, Feb. 22, 1969 and Jan. 24, 1970

Most Free Throws Attempted—24 by Cliff Hagan, Kentucky vs. Temple on Dec. 5, 1953

Most Free Throws Made—17 by Cliff Hagan, Kentucky vs. Temple on Dec. 5, 1953 (Consecutive—14 of 14 by Louie Dampier vs. Oregon State, Dec. 22, 1966)

Most Rebounds—34* (SEC Record Non-Conference Play) by Bob Burrow, Kentucky vs. Temple on Dec. 18, 1954

Longest Field Goal Made—53 ft., 6 in. by Linville Puckett, Kentucky vs. Miss. State on Feb. 15, 1954

HIGHS AND LOWS BY OPPONENTS

(Modern—Since 1930)

Individual—Single Game

Most Points—64 Pete Maravich (LSU) Feb. 21, 1970 at Baton Rouge

Most Rebounds—30 Jerry Lucas (Ohio State) March 18, 1961 (NCAA)

Most Field Goals—23 Pete Maravich (LSU) Feb. 21, 1970 at Baton Rouge

Most Free Throws Made—17 Pete Maravich (LSU) (22 FTA) Feb. 21, 1970 at Baton Rouge

Most FG's Attempted—53 Pete Maravich (LSU) Feb. 22, 1969

Most FT's Attempted—22 Pete Maravich (LSU) Feb. 21, 1970 at Baton Rouge

Team—Single Game

- Most Points—116 Northwestern (UK 118) Dec. 10, 1966
(Conf. Only—110 Vanderbilt, UK 94, March 4, 1967)
- Fewest Points—6 Arkansas State (Kentucky 75) Jan. 8, 1945
(All-Time Record—5 Tennessee 1910, Centre 1916, Ky. Wesleyan 1919)
- Biggest Victory Margin—39 CCONY 89-Kentucky 50 in NIT, Mar. 14, 1950
(All-Time Record—68 Centre 87-Kentucky 19 in 1910)
- Smallest Victory Margin—1 Vanderbilt 32, Kentucky 31, Feb. 20, 1932 (31 One-Point Losses since 1930. All-Time, 38 losses) Last (Duke 55, UK 54 (H) (NCAA) Mar. 13, 1980)
- Most Rebounds—81 Notre Dame, Dec. 29, 1964
(Rebounds not recorded prior to 1951)
- Most Field Goals—51 Notre Dame (109 Attempts) Dec. 29, 1964
(All-Time Record—Same)
- Fewest Field Goals—21 Arkansas State Jan. 8, 1945
- Most FG's Attempted—109 Notre Dame (Made 51) Dec. 29, 1964
(Field Goal Attempts Not Recorded Prior to 1947)
- Most FT's Attempted—53 Tennessee (Made 33) March 3, 1956
(All-Time Record—Same)
- Most Free Throws Made—40 Vanderbilt (49 Attempts) Jan. 19, 1980
(All-Time Record—Same)
- Fewest Free Throws Missed—0 Georgia Tech (Made 5) Jan. 21, 1946, and Georgia (Made 6) Feb. 19, 1973
- Best FT Shooting Percentage—(Minimum 15 FTA) 91.7 (22 of 24) by Notre Dame (N), Jan. 14, 1939, 91.7 (33 of 36) by North Carolina (NCAA), Mar. 19, 1977
- Best FG Shooting Pct.—69.2 by Miss. State, Feb. 12, 1962, at Lexington
(First Half—75.0% by Georgia (H) Jan. 11, 1971)
(Second Half—87.5% by Miss. State (H) Feb. 12, 1962)
- Lowest FG Shooting Percentage—24.1% Notre Dame Feb. 14, 1959
(Shooting Percentages Not Recorded Prior To 1947)
- Most Personal Fouls—43 La Salle, Dec. 2, 1978

*Also Southeastern Conference Record

†Recognized As National Record

* * * * *

From Sports Illustrated—(Spring 1978)

FOUR-STAR PRODUCTION

In case you ever doubted that folks in Kentucky worship basketball players, listen to this. Four seniors—Rick Robey, Jack Givens, James Lee and Mike Phillips—from Kentucky's 1978 NCAA championship team drew more than 100,000 emotional fans in 31 towns during a barnstorming tour of the state that ended last week. In Harlan an 85-year-old woman kissed each of the players, and in Carter County 13-year-old LaDonna Griffith broke down and cried when she had Robey autograph her basketball—for the second time.

Using fill-ins for the fifth man, the seniors competed against an AAU team managed by Scotty Baesler, a Lexington lawyer and former Kentucky player who had the foresight to begin scheduling the tour even before the Wildcats won the NCAA title. "Each of the UK players will make about \$10,000," says Baesler, who also set up pregame receptions, which fans gladly paid extra to attend.

KENTUCKY FROSH RECORD

Year	Won	Lost	PF	PA	Coach
1923	11	0	357	162	S. A. Boles
1924	7	3	265	193	L. S. Burnham
1925	11	0	417	185	Ray Eklund
1926		(Record Unknown)			S. A. Boles
1927	19	0	822	413	J. R. McFarland
1928	7	1	222	110	Fred Major
1929	9	1	260	193	M. E. Potter
1930	8	0	250	143	M. E. Potter
1931	4	2	178	116	(Unknown)
1932	10	0	463	175	Elmer Gilb
1933	8	1	408	204	J. R. Campbell and Len Miller
1934	16	0	809	340	Len Miller
1935 (Incomplete)	11	1	397	232	Paul McBrayer
1936	11	1	392	263	Paul McBrayer
1937	7	2	321	201	Paul McBrayer
1938	8	2	399	286	Paul McBrayer
1939	9	1	433	293	Paul McBrayer
1940 (Incomplete)	16	0	504	283	Paul McBrayer
1941		(No Team)			
1942	2	2	185	163	Paul McBrayer
1943-1948		(No Schedule Played)			
1949	15	0	1203	673	Harry Lancaster
1950	15	1	1269	767	Harry Lancaster
1951	13	0	1112	620	Harry Lancaster
1952-1953		(No Team)			
1954	6	0	646	391	Harry Lancaster
1955	9	4	1156	832	Harry Lancaster
1956	4	4	680	562	Harry Lancaster
1957	7	0	612	431	Harry Lancaster
1958	16	1	1658	1125	Harry Lancaster
1959	6	3	773	617	Harry Lancaster
1960	9	5	1129	967	Harry Lancaster
1961	13	5	1579	1358	Harry Lancaster
1962	13	5	1647	1223	Harry Lancaster
1963	14	3	1437	1053	Harry Lancaster
1964	13	3	1600	1305	Harry Lancaster
1965	17	2	1741	1268	Harry Lancaster
1966	5	10	1165	1227	Harry Lancaster
1967	18	2	1977	1531	Harry Lancaster
1968	11	9	1838	1667	Harry Lancaster
1969	18	4	1984	1650	Harry Lancaster and Joe Hall
1970	16	6	1975	1782	Joe Hall
1971	12	8	1728	1640	Joe Hall
1972	22	0	2208	1487	Joe Hall
1973*	2	10	713	824	Dick Parsons
1974*	7	3	863	693	Dick Parsons
1975*	4	2	477	459	Ray Edelman
1976*	5	2	604	572	Jim Long
1977-'80*		(No Team)			

*Junior Varsity Teams

WILDCAT CAGE LETTERMEN

— A —

Allan Abramson (44)
(Mgr.)
John Adams (63, 64, 65)
Earl Adkins (55, 57, 58)
Don Adkins (Mgr.) (74, 75)
Marvin Akers (41, 42, 43)
Charles Alberts (25, 26)
Charles Aleksinas (78)
Ernal Allen (40, 41, 42)
Ed Allin (45)
Carl Althaus (43)
H. M. Amoss (04)
Dwight Anderson (79)
Milerd Anderson
(34, 35, 36)
Jim Andrews (71, 72, 73)
Lee Andrus (03, 04)
Phil Argento (67, 68, 69)
R. H. Arnett (04)
Jay Atkerson (Mgr.)
(57, 58, 59)
Paul Adkins (21, 22)

— B —

H. A. Babb (11) (Mgr.)
Adrian Back (42)
Stanley Baer (05, 06, 07)
Scotty Baesler (62, 63)
Richard C. Barbee
(06, 07, 08, 09)
Cliff Barker (47, 48, 49)
Bill Barlowe (43)
B. Barnett (11, 12, 13)
Dale Barnstable
(47, 48, 49, 50)
Bobby Barton (Mgr.) (67)
Ralph Beard
(46, 47, 48, 49)
Ed Beck (56, 57, 58)
Cecil Bell (31)
Cliff Berger (66, 67, 68)
Henry Besuden (26)
Bill Bibb (54)
Arthur Bicknell (40)
Doug Billips (Mgr.)
(69, 70)
Jerry Bird (54, 55, 56)
Crittenden Blair (34)
Harry Bliss (35)
Ralph Boren (24)
Brad Bounds (66, 67)
Sam Bowie (80)
Bob Brannum (44, 47)
D. P. Branson (05, 06)
John Brewer (55, 56, 57)
Leo Brewer (08)
Melvin Brewer
(41, 42, 43)
G. C. Bridges (10)
Jake Bronston (30, 31)

T. R. Bryant (05, 06, 07)
Nathanial Buis (44)
Carey Burchett (34) (Mgr.)
Carroll Burchett
(60, 61, 62)
L. S. Burnham
(19, 20, 22, 23)
Bob Burrow (55, 56)
Bill Busey (68)
Kirk Byars (Mgr.) (63)

— C —

Gerry Calvert
(55, 56, 57)
Patrick Campbell, (17, 18)
George Campbell (35)
(Mgr.)
Kenton Campbell (45, 46)
Burgess Carey (25, 26)
Ralph Carlisle
(35, 36, 37)
Armiel Carman (Mgr.) (16)
Dwane Casey (76, 77, 78, 79)
Mike Casey (68, 69, 71)
Billy Ray Cassady
(56, 57, 58)
J. S. Chambers (Mgr.) (09)
Truman Claytor (76, 77, 78, 79)
Steve Clevenger
(66, 67, 68)
Marion Cluggish
(38, 39, 40)
Bennie Coffman (59, 60)
Sid Cohen (59, 60)
Lincoln Collinsworth
(56, 57, 58)
Carl Combs (40)
Cecil Combs (28, 29, 30)
Charles Combs (38)
Larry Conley (64, 65, 66)
Jimmy Dan Conner
(73, 74, 75)
Joe Coons (05)
Fred Cowan (78, 79, 80)
Johnny Cox (57, 58, 59)
Hugh Coy (54)
John Crigler (56, 57, 58)
George Critz (64)
Larry Crosby (65) (Mgr.)
John S. Crosthwaite (10)
Albert Cummins (47)
Fred Curtis (37, 38, 39)

— D —

Louie Dampier
(65, 66, 67)
Darrell Darby
(31, 32, 33)
Howard Dardeen (59)

Berkley Davis (34)
Bruce Davis (36)
Mulford Davis
(43, 46, 47)
Robert Davis (37)
William Davis (33, 34)
Ted Deeken (62, 63, 64)
Claire Dees (27, 28, 29)
John DeMoisey
(32, 33, 34)
Truitt DeMoisey (44)
Harry Denham (39)
Jim Dinwiddle (69, 70, 71)
J. A. Dishman, (18, 19)
Mike Dolan (Mgr.)
(52, 54)
A. L. Dolan (06)
Warfield Donohue
(35, 36, 37)
H. H. Downing (08)
Pat Doyle (63)
Rick Drewitz (72, 73, 74)
Hunter Durham (Mgr.)
(61, 62)
James Durham (45)

— E —

Ray Edelman (72, 73, 74)
Leroy Edwards (35)
Russell Ellington
(35, 36)
Randy Embry (63, 64, 65)
Kenneth England (41, 42)
Bill Evans (52, 54, 55)
William Evans (42)
(Mgr.)
J. C. Everett (19, 20)

— F —

H. L. Farmer (12, 13)
Keith Farnsley
(39, 40, 41)
J. B. Faulconer (Mgr.)
(39)
Allen Feldhaus
(60, 61, 62)
John Ferguson (71) (Mgr.)
Fred Fest (23)
Garrett Fitzpatrick (41)
(Mgr.)
George Fletcher (80)
(Mgr.)
Chigger Flynn (56) (Mgr.)
Mike Flynn (73, 74, 75)
Bob Fowler (76)
W. C. Fox (07, 08, 09)

— G —

J. H. Gaiser (10, 11, 12)

Gary Gamble (66, 67, 68)
Chris Gettelfinger (80)
Elmer Gilb (29)
Jack Givens (75, 76, 77, 78)
Max Glickman (18)
James Goforth
(35, 36, 37)
James Goodman (38, 39)
Phil Grawemeyer
(54, 55, 56)
Kevin Grevey (73, 74, 75)
William Griffin (Mgr.)
(29)
Alex Groza
(45, 47, 48, 49)
George Gumbert
(14, 15, 16)
Bob Guyette (73, 74, 75)
J. White Guyn (04)

— H —

Cliff Hagan (51, 52, 54)
Joseph Hagan
(36, 37, 38)
Jerry Hale (73, 74, 75)
Dan Hall (75)
Philip Haring (36, 38)
(Mgr.)
Sam Harper (63, 64)
Tom Harper (64)
Carson Harreld (65, 66)
(Mgr.)
W. C. Harrison (11, 12)
D. W. Hart (11, 12, 16)
Merion Haskins (75, 76, 77)
Vernon Hatton
(56, 57, 58)
Basil Hayden (20, 21, 22)
Elmo Head (37, 38, 39)
Tom Heitz (80)
G. Foster Helm (25, 27)
J. H. Herman (06)
Walter Hirsch (49, 51)
Walter Hodge (37)
Joe Holland (46, 47, 48)
Joey Holland (76)
Kent Hollenbeck
(70, 71, 72)
Derrick Hord (80)
Dick Howe (57, 58)
Lee Huber (39, 40, 41)
C. T. Hughes (24, 25)
Lowell Hughes (58, 59)
Harry Hurd (62)
Charles Hurt (80)

— I —

Robert Y. Ireland (16, 17)
(Mgr.)
Charles Ishmael (63, 64)
Dan Issel (68, 69, 70)

— J —

Ralph Jackowski (38)
Thad Jaracz (66, 67, 68)
Irvine Jeffries (28)
Paul Jenkins (26, 27, 28)
Ned Jennings (59, 60, 61)
Herbert Jerome (34)
Ellis Johnson (31, 32, 33)
Larry Johnson (74, 75, 76, 77)
Phil Johnson (56, 58, 59)
Walter Johnson (44)
Wallace Jones
(46, 47, 48, 49)
James Jordan (47, 48)

— K —

..... Kelly (05)
William P. Kemper (Mgr.)
(05)
Ron Kennett (64)
Stan Key (70, 71, 72)
James King (40, 41, 42)
William King
(21, 22, 24)
A. M. Kirby (07)
William Kleiser (32)
Edwin Knadler (27)
Howard Kreuter (32, 33)
Tommy Kron (64, 65, 66)

— L —

Bob Lavin (20, 21, 22)
Art Laib (68)
Ed Lander (43)
Bo Lanter (80)
Phil Latham (Trn.) (74, 75)
Dave Lawrence
(33, 34, 35)
Roger Layne (51)
James Lee (75, 76, 77, 78)
Ken Lehkamp (Mgr.)
(56, 57)
Jim LeMaster (66, 67, 68)
Larry Lentz (66)
Morris Levin (31) (Mgr.)
Garland Lewis
(34, 35, 36)
Bill Lickert (59, 60, 61)
James Line
(47, 48, 49, 50)
Shelby Linville
(50, 51, 52)
Ercel Little (32)
Steve Lochmueller (73, 74)
Ronnie Lyons (72, 73, 74)

— M —

Kyle Macy (78, 79, 80)
F. L. Marx (10, 11)
B. G. Marsh (18)
James Mathewson (42)

Charles Maxson (33)
(Mgr.)
Jack May (35, 36) (Mgr.)
John McAdam (Mgr.) (70)
Paul McBrayer
(28, 29, 30)
Bob McCowan, (69, 72)
Jim McDonald
(60, 61, 62)
James McFarland
(24, 25, 26)
Lawrence McGinnis
(28, 29, 30)
Louis McGinnis
(29, 30, 31)
James McIntosh (37)
James McKinney (36, 37)
(Mgr.)
C. F. Meadors (12)
Hub Metry (64, 65)
(Mgr.)
Don Mills (58, 59, 60)
Ray Mills (55, 56, 57)
Terry Mills (69, 70, 71)
Stanley Milward
(28, 29, 30)
Will Milward (24, 25)
Dirk Minniefield (80)
Terry Mobley (63, 64, 65)
Gayle Mohny (26)
Bob Moore (Mgr.)
(50, 51, 52)
Ralph Morgan (13, 14, 15)
Tom Moseley (44)

— N —

Cotton Nash (62, 63, 64)
Alonzo Nelson (45)
Roger Newman (61)
C. M. Newton (51)
Tommy Nichols (36)
Paul Noel (43)
Randy Noll (70)

— O —

Dan Omlar (64) (Mgr.)
Bernard Opper
(37, 38, 39)
Hays Owens (28, 29, 30)

— P —

Harold Park (45) (Mgr.)
James Park (14)
Clyde Parker (43)
Ed Parker (Mgr.) (19)
J. Ed Parker (45, 46, 47)
Tom Parker (70, 71, 72)
Jack Parkinson
(44, 45, 46, 48)
Dick Parsons (59, 60, 61)
Tom Payne (71)
Bart Peak (17)
Leonard Pearson (50)

Doug Pendency (62)
E. S. Penick (43)
Dan Perry (72)
George Perry (54)
Mike Phillips (75, 76, 77, 78)
Frank Phipps (27)
Wayne Plummer (09)
William Poyntz (21, 23)
Randy Pool (68, 69)
Tommy Porter
(66, 67, 68)
Shelby Post (08, 09)
Sam Potter (34)
Mike Pratt (68, 69, 70)
R. C. Preston
(11, 12, 13, 14)
Linville Puckett (54)
Larry Pursiful
(60, 61, 62)

— R —

Frank Ramsey (51, 52, 54)
Lloyd Ramsey (41-42)
Tripp Ramsey (Mgr.) (76, 77)
Robert Reynolds (32)
A. T. Rice (23, 24)
S. H. Ridgway (20, 21)
Carl Riefkin (23, 24)
Pat Riley (65, 66, 67)
R. N. Roark (04)
Roy Roberts (62, 63)
Rick Robey (75, 76, 77, 78)
Al Robinson (59)
William "Doc" Rodes (17)
William Rodes (09, 10)
Karl Rohs (25)
Don Rolfes (63)
Kenneth Rollins
(43, 47, 48)
Van Buren Ropke (27)
Gayle Rose (52, 54, 55)
Harold Ross (56, 57, 58)
Ben Roth (Mgr.) (15)
Layton Rouse (38, 39, 40)
Willie Rouse (54)
Herky Rupp (62)

— S —

Forest Sale (31, 32, 33)
Charles Schrader (14, 17)
Wilbur Schu (44, 45, 46)
Herschel Scott
(13, 14, 15)

Jim Server (15, 16)
Evan Settle (33, 34)
A. P. Shanklin (18)
Shelby Shanklin (08)
James Sharpe (27)
Jay Shidler (77, 78, 79, 80)
Glenn Sims (73) (Mgr.)
George Skinner (33)
Bobby Slusher (59)
Adrian Smith (57, 58)
Bill Smith (56, 57, 58)
G. J. Smith (73, 74, 75)
G. K. Smith (21, 23)
Mark Soderberg (70)
Carey Spicer (29, 30, 31)
Bill Spivey (50, 51)
Vincent Splane (42)
Carl Staker (40, 41, 42)
Larry Stamper (71, 72, 73)
Larry Steele (69, 70, 71)
Tim Stephens (77, 78)
Gene Stewart (67)
Bobby Stilz (36)
C. P. St. John (04)
N. Stone (08)
John Stough (45, 48)
Guy Strong (50)
William Sturgill (45, 46)
Don Sullivan (Mgr.) (78, 79)
Bill Surface (Mgr.) (55)

— T —

Bob Tallent (66)
Bob Taylor (35)
Alan Theobald (Mgr. 68)
H. C. Thomas (18, 19)
Homer Thompson
(37, 38, 39)
Tommy Thompson (Mgr.)
(60)
Milton Ticco
(41, 42, 43)
E. J. Tierney (35)
Clarence Tillman (79)
Jack Tingle
(44, 45, 46, 47)
Garland Townes (50)
Bill Trott (31)
Lou Tsioropoulos
(51, 52, 54)
Jack Tucker (33, 34, 35)
Paul Turrell (35)
William P. Tuttle
(12, 13, 14, 15)

— U —

Lovell Underwood
(24, 25, 26)

— V —

Arthur Vastin (18)
Chuck Verderber (79, 80)
George Vulich (44, 45)

— W —

J. Rice Walker
(36, 37, 38)
Reggie Warford (76)
L. B. Waters (05)
Robert Watson
(50, 51, 52)
A. J. Weisenberger (113)
Wylie B. Wendt (06)
Leo Wenkley (Mgr.) (30)
Clint Wheeler (71)
Lucian Whitaker
(50, 51, 52)
Waller White
(40, 41, 42)
Don Whitehead (44)
E. Wilhelg (21)
W. G. Wilkinson (23)
LaVon Williams
(77, 78, 79, 80)
Maury Wilson
(06, 07, 08)
W. C. Wilson (13)
Phil Witt (Trm.) (77)
Charles Worthington
(31, 32)
H. J. Wurtele (04)

— Y —

George Yates
(30, 31, 33)
Humzey Yessin (Mgr.)
(46, 47, 48, 49)
Rudy Yessin (44)

— Z —

George Zerfoss
(16, 18)
Karl Zerfoss
(13, 15, 16)
Tom Zerfoss (14)

SEC COMPOSITE STANDING — 1933-1980

(Conference Games, Regular Season Only)

Team	No. Titles	Won	Lost	Pct.
Kentucky	32*	503	113	.817
Tennessee	6*	404	252	.616
Alabama	5* +	436	313	.582
Vanderbilt	2* +	386	297	.565
Auburn	1	342	351	.494
Louisiana State	3*	354	346	.506
Florida	0	266	367	.420
Mississippi State	4*	308	400	.435
Georgia	0	242	436	.357
Mississippi	0	337	456	.342
Georgia Tech (withdrew after '64)	1	201	207	.492
Tulane (withdrew after '66)	0	195	252	.436
Sewanee (withdrew after '40)	0	3	76	.036

*Title shared with LSU in 1935, LSU in 1954, Mississippi State in 1962, Tennessee in 1972, Alabama in 1975, Tennessee in 1977.

+ Vanderbilt and Alabama tied in 1974.

KENTUCKY IN THE SEC

Perhaps the greatest supremacy enjoyed by any team in any sport is reflected by Kentucky's basketball success in the Southeastern Conference since 1933. Against SEC teams in regular season, tournaments and playoffs, UK has annexed a record of 568 victories and lost only 121—a winning average of 82.4 per cent. The 'Cats have won 32 league championships and hold over 60 team and individual records from regular season and tournament play. Only Tennessee, Vanderbilt, Alabama, LSU and Florida can boast of beating the Wildcats two in a row in the same season and only Mississippi State, Vanderbilt, Alabama and Tennessee are added to the exclusive club when the basis is widened to consecutive wins over two or more seasons. Kentucky's record against SEC teams since 1933, including non-conference games, is shown below.

	UK Won	Lost		UK Won	Lost
Alabama	63	16	Mississippi State	44	7
Auburn	43	8	Tennessee	74	29
Florida	41	11	Vanderbilt	72	20
Georgia	57	3	*Tulane	33	4
Louisiana State	47	8	*Georgia Tech	43	10
Mississippi	53	2	*Sewanee	2	0

*Former members.

FINAL SEC STANDING — 1979-80

	CONFERENCE			ALL GAMES			Opp.
	W	L	Pct.	W	L	Pct.	
1. Kentucky	15	3	.883	29	6	.829	2685
2. Louisiana State	14	4	.778	26	6	.829	2528
3. Alabama	12	6	.667	18	12	.600	2139
3. Tennessee	12	6	.667	18	11	.667	2083
5. Mississippi	9	9	.500	17	13	.567	2095
6. Mississippi State	7	11	.389	13	14	.482	2009
6. Vanderbilt	7	11	.389	13	13	.500	2063
6. Georgia	7	11	.389	14	13	.519	1933
9. Auburn	5	13	.278	10	18	.357	1854
10. Florida	2	16	.111	7	21	.250	1928

HOME FLOOR LOSSES SINCE 1943

(Total of 47)

Date	Opponent	Score	Margin
Jan. 8, 1955	Georgia Tech	59-58	1
Dec. 10, 1955	Temple	73-61	12
Dec. 21, 1955	Dayton (UKIT)	89-74	15
Dec. 10, 1956	St. Louis	71-70	1
Mar. 16, 1957	Michigan State (NCAA)	80-68	12
Dec. 20, 1957	West Virginia (UKIT)	77-70	7
Dec. 19, 1959	West Virginia (UKIT)	79-70	9
Jan. 2, 1960	Georgia Tech	62-54	8
Feb. 27, 1960	Tennessee	65-63	2
Dec. 3, 1960	Florida State	63-58	5
Dec. 22, 1960	St. Louis (UKIT)	74-72*	2
Dec. 4, 1961	Southern California	79-77	2
Feb. 12, 1962	Mississippi State	49-44	5
Dec. 1, 1962	Virginia Tech	80-77	3
Dec. 17, 1962	North Carolina	68-66	2
Jan. 5, 1963	Georgia Tech	86-85†	1
Jan. 19, 1963	Tennessee	78-69*	9
Feb. 18, 1963	Vanderbilt	69-67	2
Mar. 2, 1964	St. Louis	67-60	7
Dec. 19, 1964	Illinois (UKIT)	91-86	5
Jan. 5, 1965	Vanderbilt	97-79	18
Dec. 5, 1966	Illinois	98-97*	1
Dec. 13, 1966	North Carolina	64-55	9
Dec. 17, 1966	Florida	78-75	3
Dec. 28, 1966	Cornell	92-77	15
Jan. 5, 1967	Vanderbilt	91-89*	2
Jan. 23, 1967	Tennessee	52-50†	2
Feb. 11, 1967	Mississippi State	77-72*	5
Mar. 16, 1968	Ohio State (NCAA)	82-81	1
Dec. 7, 1968	North Carolina	87-77	10
Dec. 19, 1970	Purdue (UKIT)	89-83	6
Dec. 13, 1971	Michigan State	91-85	6
Dec. 4, 1972	Iowa	79-66	13
Feb. 3, 1973	Vanderbilt	83-76	7
Jan. 28, 1974	Vanderbilt	82-65	17
Feb. 23, 1974	Alabama	94-71	23
Feb. 25, 1974	Florida	75-65	10
Jan. 10, 1976	Tennessee	90-88*	2
Dec. 18, 1976	Utah (UKIT) Rupp Arena Era	70-68	2
Jan. 12, 1977	Tennessee	71-67*	4
Dec. 22, 1978	Texas A&M (UKIT)	73-69	4
Jan. 6, 1979	Louisiana State	93-89	4
Jan. 20, 1979	Tennessee	66-55	11
Mar. 7, 1979	Clemson (NIT)	68-67*	1
Jan. 12, 1980	Alabama	78-64	14
Jan. 28, 1980	Louisiana State	65-60	5
Mar. 13, 1980	Duke (NCAA)	55-54	1

*One overtime period.

†Double overtime.

Average loss margin—6.5

Twenty-Eighth Annual
UNIVERSITY OF KENTUCKY INVITATIONAL TOURNAMENT

Rupp Arena—December 19-20, 1980

First Night: Alabama-Birmingham vs. Idaho State—7:05 p.m. EST
Alaska vs. Kentucky—Appx. 9:05 p.m. EST

Second Night: Third Place Game—7:05 p.m. EST
Championship Game—9:05 p.m. EST



1979 CHAMPIONS—The victorious Kentucky Wildcats pose with Coach Joe B. Hall after winning Kentucky's 19th UKIT title. UKIT MVP Kyle Macy assists Hall in holding the championship trophy.

While Kentucky will go for its 20th UKIT title, the other three teams in the 1980 tournament will be making initial appearances.

In fact, Alaska, Kentucky's first round opponent, is the only team of the three to have met the Wildcats on the hardwoods. Idaho State and Alabama-Birmingham are first-time participants in the UKIT and potential first-time opponents for Kentucky.

1979 ALL-UKIT TEAM—Members of the all-tournament team, as selected by the working members of the media, were: MVP Kyle Macy and Fred Cowan of Kentucky; Joe Barry Carroll and Keith Edmonson of Purdue; and Billy Allen of SMU.

UKIT PARTICIPANTS THROUGH THE YEARS

(Listed Alphabetically)

Team	Record	Titles	Years Played
Air Force	Won 0, Lost 2		1965
Arizona State	Won 1, Lost 1		1975
Army	Won 1, Lost 1		1968
Bowling Green	Won 0, Lost 2		1976
Bradley	Won 0, Lost 2		1968
California	Won 2, Lost 6		1960, '65, '71, 79
Cincinnati	Won 1, Lost 1		1967
Colorado State	Won 1, Lost 1		1972
Dartmouth	Won 0, Lost 2		1973
Dayton	Won 4, Lost 6	'55	1955-6, '64, 67, 69
De Paul	Won 0, Lost 2		1970
Duke	Won 1, Lost 3		1953, '69
Georgia Tech	Won 0, Lost 2		1975
Illinois	Won 5, Lost 3	'64, '78	1956, '60, '64, '78
Indiana	Won 1, Lost 1		1965
Iowa	Won 0, Lost 2		1962
Kansas State	Won 3, Lost 3		1961, '66, '70
KENTUCKY	Won 46, Lost 8	(19)	(Every)
LaSalle	Won 2, Lost 2		1953, '54
Michigan	Won 1, Lost 1		1968
Minnesota	Won 1, Lost 3		1955, '57
Missouri	Won 1, Lost 1		1971
Navy	Won 0, Lost 2		1970
Nebraska	Won 0, Lost 2		1972
North Carolina	Won 1, Lost 3		1957, '59
Ohio State	Won 1, Lost 3		1958, '73
Oklahoma State	Won 2, Lost 2		1958, '74
Oregon	Won 1, Lost 1		1972
Oregon State	Won 3, Lost 3		1962, '66, '75
Penn State	Won 0, Lost 2		1966
Princeton	Won 2, Lost 2		1963, '71
Portland State	Won 1, Lost 1		1977
Purdue	Won 3, Lost 1	'70	1970, 79
St. John's	Won 1, Lost 1		1977
St. Louis	Won 3, Lost 1	'60	1959, '60
Seattle	Won 0, Lost 2		1977
South Carolina	Won 1, Lost 1		1967
Southern California	Won 1, Lost 1		1954
Southern Methodist	Won 2, Lost 2		1956, 79
Stanford	Won 1, Lost 1		1973
Syracuse	Won 0, Lost 2		1978
Tennessee	Won 1, Lost 1		1961
Texas A&M	Won 1, Lost 1		1978
UCLA	Won 1, Lost 1		1953
Utah	Won 2, Lost 4	'76	1954, '55, '76
Villanova	Won 1, Lost 1		1974
Wake Forest	Won 1, Lost 1		1963
Washington State	Won 0, Lost 2		1974

West Virginia	Won 7, Lost 5	'57, 59	1957-8-9, '62, '64, '76
Wisconsin	Won 0, Lost 2		1963
Xavier	Won 0, Lost 2		1961

U.K.I.T. TEAM SINGLE GAME RECORDS

Most Points Scored (Kentucky 114 vs. Portland State 1st Round, 1977)	114
Most Points Both Teams (Kentucky 112 vs. Michigan 104—1st Round, 1968)	216
Fewest Points Scored (Southern California vs. LaSalle—1st Round, 1954)	38
Fewest Points Scored, Both Teams (LaSalle vs. Southern California—1st Round, 1954)	87
Most Field Goals Attempted (Kentucky vs. De Paul—1st Round, 1956)	100
Most Field Goals (Kentucky vs. De Paul—1st Round, 1970 and vs. Portland State—1st Round 1977)	46
Most Free Throws Attempted (St. Louis vs. West Virginia—1st Round, 1959)	47
Most Free Throws Attempted, Both Teams (Kentucky 43 and Illinois 37—1st Round, 1960)	80
Most Free Throws Made (St. Louis vs. West Virginia—1st Round, 1959)	38
Most Rebounds (Dayton vs. West Virginia—Third Place Game, 1964; Purdue vs. Kentucky—Championship Game, 1970)	74
Fewest Personal Fouls (Kentucky vs. SMU—1956)	7
Most Personal Fouls (Kentucky vs. Washington State—1st Round, 1974)	34
Most Personal Fouls, Both Teams (Kentucky 29 vs. Syracuse 33, Third Place Game, 1978)	62
Biggest Margin of Victory (Kentucky 91, Indiana 56—Championship Game, 1965)	35
Smallest Margin of Victory (West Virginia 87 vs. St. Louis 86—1st Round, 1959 (Tied by St. Louis 54 vs. California 53 (1 OT)—1st Round, 1960; Cincinnati 71 vs. Dayton 70, 3rd Place, 1967; Kentucky 61 vs. Purdue 60, Championship, 1979)	1
Overtime Victories—St. Louis twice in 1960 (St. Louis 54 vs. California 43 (1 OT), St. Louis 74 vs. Kentucky 72 (1 OT))	
Best Shooting Percentage (Game) (West Virginia vs. Bowling Green—2nd Round, 1976) (34 of 50)	68.0

U.K.I.T. INDIVIDUAL SINGLE GAME RECORDS

Most Points Scored (Bill Bradley, Princeton vs. Wisconsin—3rd Place Game, 1963)	47
Most Field Goal Attempts (Freeman Williams, Portland State vs. Kentucky—1st Round Game, 1977)	40
Most Field Goals (Bill Bradley, Princeton vs. Wisconsin—3rd Place Game, 1963)	18
Most Free Throws Attempted (Rick Roberson, Cincinnati vs. South Carolina—1st Round, 1967)	21
Most Free Throws Made (Rick Robertson, Cincinnati vs. South Carolina—1st Round, 1967—on 21 FTA)	16
Most Rebounds (Ron Johnson, Minnesota vs. North Carolina—1st Round, 1957; Rich Kelley, Stanford vs. Kentucky—Championship Game, 1973)	27

HIGH POINT PERFORMERS BY YEARS (Two Games)

1979 Billy Allen (SMU) 45	1967 Mike Casey (Kentucky) 46
1978 Dale Shackelford (Syracuse) 40	1966 Louie Dampier (Kentucky) 51
1977 Freeman Williams (Portland State) 76	1965 Louie Dampier (Kentucky) 46
1976 Jeff Judkins (Utah) 53	1964 Henry Finkel (Dayton) 64
1975 Don Smith (Ore. St.,) Rick Taylor (Ariz. St.) 40	1963 Bill Bradley (Princeton) 77
1974 Ronnie Daniel (Okla. St.) 56	1962 Cotton Nash (Kentucky) 57
1973 Kevin Grevey (Kentucky) 50	1961 Larry Pursiful (Kentucky) 60
1972 Jim Andrews (Kentucky) 48	1960 Bill Lickert (Kentucky) 43
1971 Brian Taylor (Princeton) 66	1959 Jerry West (West Virginia) 70
1970 Mike Casey (Kentucky) 53	1958 Jerry West (West Virginia) 48
1969 Dan Issel (Kentucky) 60	1957 Ron Johnson (Minnesota) 56
1968 Dan Issel (Kentucky) 56	1956 Jim Krebs (S.M.U.) 47
	1955 Jim Paxson (Dayton) 51
	1954 Phil Grawmeyer (Ky.) 41
	1953 Cliff Hagan (Kentucky) 55

U.K.I.T. HISTORY

- 1953 CHAMPIONSHIP GAME: Kentucky 73, LaSalle 60.
Consolation: UCLA 72, Duke 67.
First Round: LaSalle 62, UCLA 53; Kentucky 85, Duke 69.
Attendance: 16,714.
- 1954 CHAMPIONSHIP GAME: Kentucky 63, LaSalle 54.
Consolation: Southern California 54, Utah 52.
First Round: LaSalle 49, Southern California 38; Kentucky 70, Utah 65.
Attendance: 17,973.
- 1955 CHAMPIONSHIP GAME: Dayton 89, Kentucky 74.
Consolation: Minnesota 90, Utah 77.
First Round: Dayton 77, Utah 73; Kentucky 72, Minnesota 65.
Attendance: 19,185.
- 1956 CHAMPIONSHIP GAME: Kentucky 91, Illinois 70.
Consolation: Southern Methodist 67, Dayton 59.
First Round: Illinois 82, Dayton 65; Kentucky 72, Southern Methodist 67.
Attendance: 15,753.
- 1957 CHAMPIONSHIP GAME: West Virginia 75, North Carolina 64.
Consolation: Kentucky 78, Minnesota 58.
First Round: North Carolina 73, Minnesota 67; West Virginia 77, Kentucky 70.
Attendance: 20,956.
- 1958 CHAMPIONSHIP GAME: Kentucky 97, West Virginia 91.
Consolation: Oklahoma State 63, Ohio State 59.
First Round: West Virginia 67, Oklahoma St. 49; Kentucky 95, Ohio St. 76.
Attendance: 20,386.
- 1959 CHAMPIONSHIP GAME: West Virginia 79, Kentucky 70.
Consolation: St. Louis 68, North Carolina 52.
First Round: West Virginia 87, St. Louis 86; Kentucky 76, North Carolina 70.
Attendance: 22,713.

- 1960 CHAMPIONSHIP GAME: St. Louis 74, Kentucky 72 (1 overtime).
Third Place: California 72, Illinois 54.
First Round: St. Louis 54, California 53 (1 overtime); Kentucky 83, Illinois 78.
Attendance: 15,095.
- 1961 CHAMPIONSHIP GAME: Kentucky 80, Kansas State 67.
Third Place: Tennessee 75, Xavier 70.
First Round: Kansas State 75, Xavier 67; Kentucky 96, Tennessee 69.
Attendance: 16,013.
- 1962 CHAMPIONSHIP GAME: Kentucky 79, West Virginia 75.
Third Place: Oregon State 61, Iowa 55.
First Round: West Virginia 70, Oregon State 65; Kentucky 94, Iowa 69.
Attendance: 22,138.
- 1963 CHAMPIONSHIP GAME: Kentucky 98, Wake Forest 75.
Third Place: Princeton 90, Wisconsin 87.
First Round: Wake Forest 96, Princeton 67; Kentucky 108, Wisconsin 85.
Attendance: 22,111.
- 1964 CHAMPIONSHIP GAME: Illinois 91, Kentucky 86.
Third Place: Dayton 71, West Virginia 67.
First Round: Illinois 104, Dayton 86; Kentucky 102, West Virginia 78.
Attendance: 22,804.
- 1965 CHAMPIONSHIP GAME: Kentucky 91, Indiana 56.
Third Place: California 75, Air Force 70.
First Round: Indiana 71, California 64; Kentucky 78, Air Force 58.
Attendance: 21,069.
- 1966 CHAMPIONSHIP GAME: Kentucky 83, Kansas State 79.
Third Place: Oregon State 64, Penn State 61.
First Round: Kansas State 83, Penn State 59; Kentucky 96, Oregon State 66.
Attendance: 21,318.
- 1967 CHAMPIONSHIP GAME: Kentucky 76, South Carolina 66.
Third Place: Cincinnati 71, Dayton 70.
First Round: South Carolina 64, Cincinnati 61; Kentucky 88, Dayton 85.
Attendance: 22,371.
- 1968 CHAMPIONSHIP GAME: Kentucky 80, Army 65.
Third Place: Michigan 95, Bradley 93.
First Round: Army 54, Bradley 52; Kentucky 112, Michigan 104.
Attendance: 23,000.
- 1969 CHAMPIONSHIP GAME: Kentucky 98, Duke 76.
Third Place: Dayton 83, Navy 69.
First Round: Duke 72, Dayton 67; Kentucky 73, Navy 59.
Attendance: 23,365.
- 1970 CHAMPIONSHIP GAME: Purdue 89, Kentucky 83.
Third Place: Kansas State 78, De Paul 68.
First Round: Purdue 87, Kansas State 68; Kentucky 106, De Paul 85.
Attendance: 23,462.
- 1971 CHAMPIONSHIP GAME: Kentucky 96, Princeton 82.
Third Place: Missouri 82, California 70.
First Round: Princeton 85, California 59; Kentucky 83, Missouri 79.
Attendance: 22,337.
- 1972 CHAMPIONSHIP GAME: Kentucky 95, Oregon 68.
Third Place: Colorado State 57, Nebraska 51.

- First Round: Oregon 73, Colorado State 69; Kentucky 85, Nebraska 60.
Attendance: 23,100.
- 1973 CHAMPIONSHIP GAME: Kentucky 78, Stanford 77.
Third Place: Ohio State 85, Dartmouth 80.
First Round: Stanford 68, Ohio State 53; Kentucky 102, Dartmouth 77.
Attendance: 23,116.
- 1974 CHAMPIONSHIP GAME: Kentucky 90, Oklahoma State 65.
Third Place: Villanova 92, Washington State 83.
First Round: Oklahoma State 88, Villanova 75; Kentucky 97, Washington State 75.
Attendance: 22,489.
- 1975 CHAMPIONSHIP GAME: Kentucky 82, Oregon State 74.
Third Place: Arizona State 85, Georgia Tech 70.
First Round: Oregon State 87, Arizona State 83; Kentucky 66, Georgia Tech 64.
Attendance: 23,000.
- 1976 CHAMPIONSHIP GAME: Utah 70, Kentucky 68.
Third Place: West Virginia 85, Bowling Green 78.
First Round: Utah 74, West Virginia 70; Kentucky 77, Bowling Green 59.
Attendance: 37,297.
- 1977 CHAMPIONSHIP GAME: Kentucky 102, St. John's 72.
Third Place: Portland State 82, Seattle 76.
First Round: St. John's 77, Seattle 60; Kentucky 114, Portland State 88.
Attendance: 46,944.
- 1978 CHAMPIONSHIP GAME: Illinois 71, Texas A&M 57.
Third Place: Kentucky 94, Syracuse 87.
First Round: Illinois 64, Syracuse 61; Texas &M 73, Kentucky 69.
Attendance: 46,544
- 1979 CHAMPIONSHIP GAME: Kentucky 61, Purdue 60.
Third Place: SMU 97, California 88
First Round: Pudedue 85, SMU 60; Kentucky 78, California 52.
Attendance: 47,536

TOURNAMENT TRAIL
U.K. INVITATIONAL TOURNAMENT
(26 Appearances— 18 Championships)

- | | | |
|------|----------------|---|
| 1979 | Won 2, Lost 0. | Defeated California and Purdue for title. |
| 1978 | Won 1, Lost 1. | Eliminated by Texas A&M in first game. Defeated Syracuse for third place. |
| 1977 | Won 2, Lost 0. | Defeated Portland State and St. John's for title. |
| 1976 | Won 1, Lost 1. | Lost championship to Utah. |
| 1975 | Won 2, Lost 0. | Defeated Georgia Tech and Oregon State for title. |
| 1974 | Won 2, Lost 0. | Defeated Washington State and Okla. State for Championship. |
| 1973 | Won 2, Lost 0. | Defeated Dartmouth and Stanford for Championship. |
| 1972 | Won 2, Lost 0. | Defeated Nebraska and Oregon for Championship. |
| 1971 | Won 2, Lost 0. | Defeated Missouri and Princeton for Championship. |
| 1970 | Won 1, Lost 1. | Lost championship to Purdue. |
| 1969 | Won 2, Lost 0. | Defeated Navy and Duke for Championship. |
| 1968 | Won 2, Lost 0. | Defeated Michigan and Army for Championship. |

1967	Won 2, Lost 0.	Defeated Dayton and South Carolina for championship.
1965	Won 2, Lost 0.	Defeated Air Force and Indiana for championship.
1964	Won 1, Lost 1.	Lost championship to Illinois.
1963	Won 2, Lost 0.	Defeated Wisconsin and Wake Forest for title.
1962	Won 2, Lost 0.	Defeated Iowa and West Virginia for championship.
1961	Won 2, Lost 0.	Defeated Tennessee and Kansas State for championship.
1960	Won 1, Lost 0.	Lost championship to St. Louis.
1959	Won 1, Lost 1.	Lost championship to West Virginia.
1958	Won 2, Lost 0.	Defeated Ohio State and West Virginia for championship.
1957	Won 1, Lost 1.	Eliminated by West Virginia in first game. Defeated Minnesota for third place.
1956	Won 2, Lost 0.	Defeated Southern Methodist and Illinois for championship.
1955	Won 1, Lost 1.	Lost championship to Dayton.
1954	Won 2, Lost 0.	Defeated Utah and LaSalle for championship.
1953	Won 2, Lost 0.	Defeated Duke and LaSalle for championship.

(For Dates, Sites and Scores See All-Time Record Section)

N.C.A.A. TOURNAMENT

(Record 25 Appearances—5 championships)

1980	Won 1, Lost 1.	Eliminated by Duke in Mideast Regional Semi-Finals.
1978	NATIONAL CHAMPIONS.	
	Won 5, Lost 0	Defeated Duke for title.
1977	Won 2, Lost 1.	Eliminated by North Carolina in East Regional Finals.
1975	Won 4, Lost 1.	Lost to UCLA in Championship Game.
1973	Won 1, Lost 1.	Eliminated by Indiana in Mideast Regional Finals.
1972	Won 1, Lost 1.	Eliminated by Florida State in Mideast Regional Finals.
1971	Won 0, Lost 2.	Eliminated by Western Kentucky in Mideast Regional first game.
1970	Won 1, Lost 1.	Eliminated by Jacksonville in Mideast Regional finals.
1969	Won 1, Lost 1.	Eliminated by Marquette in Mideast Regional first game.
1968	Won 1, Lost 1.	Eliminated by Ohio State in Regional finals.
1966	Won 3, Lost 1.	Lost to Texas Western in championship game.
1964	Won 0, Lost 2.	Eliminated by Ohio University in Mideast Regional first game.
1962	Won 1, Lost 1.	Eliminated by Ohio State in Mideast Regional finals.
1961	Won 1, Lost 1.	Eliminated by Ohio State in Mideast Regional finals.
1959	Won 1, Lost 1.	Eliminated by Louisville in Mideast Regional first round.
1958	NATIONAL CHAMPIONS.	
	Won 4, Lost 0.	Defeated Seattle for title.
1957	Won 1, Lost 1.	Eliminated by Michigan State in Midwest Regional finals.
1956	Won 1, Lost 1.	Eliminated by Iowa in Eastern Regional finals.
1955	Won 1, Lost 1.	Eliminated by Marquette in Eastern Regional first round.
1954		Withdrew after winning automatic berth as SEC champion.
1952	Won 1, Lost 1.	Eliminated by St. Johns in Eastern Regional finals.

- 1951 NATIONAL CHAMPIONS.
 Won 4, Lost 0. Defeated Kansas State for title.
- 1949 NATIONAL CHAMPIONS
 Won 3, Lost 0. Defeated Oklahoma A&M for title.
- 1948 NATIONAL CHAMPIONS
 Won 3, Lost 0. Defeated Baylor for title.
- 1945 Won 1, Lost 1. Eliminated by Ohio State in first round.
- 1942 Won 1, Lost 1. Eliminated by Dartmouth in second game.
- (For Dates, Sites and Scores See All-Time Record Section)

SUGAR BOWL TOURNAMENT

(Ten Appearances—Five Championships)

- 1963 Won 2, Lost 0. Defeated Duke for championship.
- 1956 Won 2, Lost 0. Defeated Houston for championship.
- 1951 Won 1, Lost 1. Eliminated in finals by St. Louis.
 Defeated Syracuse in consolation game.
- 1950 Won 1, Lost 1. Eliminated in first game by St. Louis.
- 1949 Won 2, Lost 0. Defeated Bradley for championship.
- 1948 Won 1, Lost 1. Eliminated in finals by St. Louis.
- 1946 Won 0, Lost 1. Lost to Oklahoma A&M.
- 1940 Won 0, Lost 1. Lost to Indiana.
- 1939 Won 1, Lost 0. Defeated Ohio State for championship.
- 1937 Won 1, Lost 0. Defeated Pittsburgh for championship.
- (For Dates, Sites and Scores See All-Time Record Section)

NATIONAL INVITATION TOURNAMENT (NIT)

(Seven Appearances—Two Championships)

- 1979 Won 0, Lost 1. Eliminated in first game by Clemson
- 1976 Won 4, Lost 0. Defeated UNCC for championship.
- 1950 Won 0, Lost 1. Eliminated in first game by CCNY.
- 1949 Won 0, Lost 1. Eliminated in first game by Loyola (Chicago).
- 1947 Won 2, Lost 1. Eliminated by Utah in third game.
- 1946 Won 3, Lost 0. Defeated Rhode Island for championship.
- 1944 Won 2, Lost 1. Eliminated by St. John's in second game. Defeated
 Oklahoma A&M in consolation game.
- (For Dates, Sites and Scores See All-Time Record Section)

SOUTHERN INTERCOLLEGIATE ATHLETIC ASSOCIATION (SIAA) TOURNAMENT

(Three Appearances—One Championship)

- 1924 Won 0, Lost 1. Eliminated in first game by North Carolina.
- 1922 Won 1, Lost 1. Eliminated in second game by Mercer.
- 1921 Won 4, Lost 0. Defeated Georgia for championship.

SOUTHERN CONFERENCE TOURNAMENT

(Seven Appearances—No Championships)*

- 1932 Won 1, Lost 1. Eliminated in second game by North Carolina.
- 1931 Won 3, Lost 1. Eliminated in finals by Maryland.
- *Kentucky joined Southeastern Conference in 1933.
- 1930 Won 2, Lost 1. Eliminated in semi-finals by Duke.

1929	Won 1, Lost 1.	Eliminated in second game by Georgia.
1928	Won 2, Lost 1.	Eliminated in semi-finals by Mississippi.
1926	Won 2, Lost 1.	Eliminated in semi-finals by Miss A&M.
1925	Won 1, Lost 1.	Eliminated in second game by Georgia.

OLYMPIC TRIALS TOURNAMENT

(One Appearance—Champions College Bracket)

1948	Won 2, Lost 1.	Qualified as NCAA Champion. Defeated Louisville and Baylor for championship College Bracket. Lost to AAU Champion Phillips Oilers in National Finals.
------	----------------	---

OLYMPIC GAMES

(One Appearance—One World Championship)

1948	Won 8, Lost 0.	Kentucky participated along with the Phillip Oilers as the United States' basketball entry. Defeated France for the championship.
------	----------------	---

SOUTHEASTERN CONFERENCE (SEC) TOURNAMENT

(Twenty Appearances—Record 13 Championships)*

1980	Win 2, Lost 1.	Eliminated in finals by Louisiana State.
1979	Won 3, Lost 1.	Eliminated in finals by Tennessee.
1952	Won 4, Lost 0.	Defeated Louisiana State for championship.
1951	Won 3, Lost 1.	Eliminated in finals by Vanderbilt.
1950	Won 3, Lost 0.	Defeated Tennessee for championship.
1949	Won 4, Lost 0.	Defeated Tulane for championship.
1948	Won 4, Lost 0.	Defeated Georgia Tech for championship.
1947	Won 4, Lost 0.	Defeated Tulane for championship.
1946	Won 4, Lost 0.	Defeated Louisiana State for championship.
1945	Won 4, Lost 0.	Defeated Tennessee for championship.
1944	Won 3, Lost 0.	Defeated Tulane for championship.
1943	Won 3, Lost 1.	Eliminated in finals by Tennessee.
1942	Won 4, Lost 0.	Defeated Alabama for championship.
1941	Won 3, Lost 1.	Eliminated in finals by Tennessee.
1940	Won 3, Lost 0.	Defeated Georgia for championship.
1939	Won 3, Lost 0.	Defeated Tennessee for championship.
1938	Won 0, Lost 1.	Eliminated in first game by Tulane.
1937	Won 3, Lost 0.	Defeated Tennessee for championship.
1936	Won 1, Lost 1.	Eliminated in second game by Tennessee.
1935		No Tournament Held.
1934	Won 0, Lost 1.	Eliminated in first game by Florida.
1933	Won 4, Lost 0.	Defeated Mississippi State for championship.

*Tournament resumed in 1979 for first time since 1952.

FAME COMES TO THE WILDCATS

OLYMPIC GOLD MEDAL WINNERS

(With seven players winning the coveted medal for Olympic participation, the University of Kentucky leads the nation in honorees.)

Wallace Jones	1948	Kenny Rollins	1948
Cliff Barker	1948	Billy Evans	1956
Ralph Beard	1948	Adrian Smith	1960
Alex Groza	1948	Sam Bowie	1980*

*United States boycotted the Moscow Games. Bowie awarded a medal by President Carter.

PAN AMERICAN GOLD MEDAL WINNERS

Rick Robey	1975	Kyle Macy	1979
----------------------	------	---------------------	------

CHANDLER TROPHY

(Donated annually by Radio Station WVLK of Lexington in honor of A. B. (Happy) Chandler, two-time Governor of Kentucky and former Commissioner of Baseball. This trophy is awarded to the basketball player chosen by a secret committee as best exemplifying the qualities of leadership, scholarship, character and ability.)

1980	Kyle Macy	1966(tie)	Larry Conley, Tommy Kron
1979	Kyle Macy		
1978	Kyle Macy	1965	Terry Mobley
1977	Rick Robey	1964	Larry Conley
1976	Jack Givens	1963	Roy Roberts
1975	Jimmy Dan Conner	1962	Larry Pursiful
1974	Bob Guyette	1961	Dick Parsons
1973	Kevin Grevey	1960	Dick Parsons
1972	Stan Key	1959	Johnny Cox
1971	Larry Steele	1958	Vernon Hatton
1970	Dan Issel	1957	Ed Beck
1969	Dan Issel	1956	Bob Burrow
1968(tie)	Thad Jaracz, Cliff Berger	1955	Bill Evans
1967(tie)	Louie Dampier, Pat Riley	1954	Frank Ramsey
		1953	Not awarded
		1952	Frank Ramsey
		1951	Frank Ramsey

JOE B. HALL TROPHY

(Donated by Joe B. Hall to UK's Best Varsity Free Throw Shooter)

1980	Kyle Macy	104 of 114—91.2%
1979	Kyle Macy	112 of 129—86.8%
1978	Kyle Macy	115 of 129—89.2%
1977	Jack Givens	94 of 113—83.2%
1976	Jack Givens	116 of 140—82.9%
1975	Rick Robey	51 of 63—81.0%
1974	Kevin Grevey	83 of 100—83.0%
1973	Steve Lochmueller	33 of 38—86.8%

ADOLPH F. RUPP TROPHY

(Donated by Adolph Rupp to UK's Best Varsity Free Throw Shooter—Retired in 1972)

1972	Ronnie Lyons (G)	70 of 80—87.5%
1971	Kent Hollenbeck (G)	82 of 93—88.2%
1970	Larry Steele (F)	45 of 49—91.8%
1969	Phil Argento (G)	47 of 61—77.0%
1968	Mike Casey (G)	79 of 96—82.3%
1967	Louie Dampier (G)	99 of 119—87.2%
1966	Tommy Kron (G)	57 of 67—85.1%
1965	Louie Dampier (G)	84 of 100—84.0%
1964	Tommy Kron (G)	28 of 34—82.3%
1963	Scotty Baesler (G)	59 of 69—85.5%
1962	Larry Pursiful (G)	89 of 109—81.6%

KENTUCKY CENTRAL INSURANCE COMPANIES TROPHY

(Given annually by Kentucky Central, Lexington, to the player chosen by a secret committee as most valuable to his team.)

1980	Kyle Macy	1970 (tie)	Dan Issel, Mike Pratt
1979	Kyle Macy	1969	Dan Issel
1978 (tie)	Jack Givens, Rick Robey	1968	Mike Casey
1977	Jack Givens	1967 (tie)	Louie Dampier, Pat Riley
1976 (tie)	Jack Givens, Mike Phillips	1966 (tie)	Pat Riley, Louie Dampier
1975	Kevin Grevey	1965	Pat Riley
1974	Kevin Grevey	1964 (tie)	Cotton Nash, Larry Conley
1973	Jim Andrews	1963	Ted Deeken
1972	Tom Parker	1962	Cotton Nash
1971	Larry Steele		

FRANK SEALE AWARD

(Presented by Athletics Alumnus Frank Seale to Outstanding Senior)

1980	Kyle Macy
1979	Truman Claytor
1978 (tie)	Jack Givens, Rick Robey
1977	Larry Johnson
1976	Reggie Warford
1975	Kevin Grevey
1974	Ronnie Lyons
1973	Jim Andrews
1972	Tom Parker
1971	Mike Casey
1970	Dan Issell
1969	Phil Argento
1968	Thad Jaracz
1967 (tie)	Louie Dampier, Pat Riley
1966 (tie)	Larry Conley, Tommy Kron
1965	John Adams

HARRY C. LANCASTER AWARD

(Presented by Dawahare's of Kentucky to Varsity Starter Committing Fewest Turnovers for Time Played)

1980	Kyle Macy (60)
1979	Kyle Macy (63)
1978	Jack Givens (52)
1977	Jack Givens (53)
1976	Reggie Warford (46)
1975	Bob Guyette (50)
1974	Ronnie Lyons (37)
1973	Ronnie Lyons (46)

FIRST SECURITY BANK AWARD

(Given by First Security National Bank To Leading Varsity Rebounder)

1980	Sam Bowie (276)
1979	LaVon Williams (213)
1978	Rick Robey (261)
1977	Rick Robey (273)
1976	Mike Phillips (295)
1975	Rick Robey (214)
1974	Bob Guyette (205)
1973	Jim Andrews (348)
1972	Jim Andrews (315)
1971	Tom Payne (283)
1970	Dan Issel (369)
1969	Dan Issel (321)
1968	Dan Issel (428)
1967	Thad Jaracz (215)
1966	Pat Riley (259)
1965	John Adams (214)

K-MEN'S SCHOLASTIC AWARD

(Given by K-Men's Association in Memory of Sam Huey to the Team's Top Scholar Athlete Over Four-Year Period)

1980	Kyle Macy
1979	Dwane Casey
1978	Jack Givens
1977	Merion Haskins
1976	Reggie Warford
1975	Bob Guyette
1974	Ray Edelman
1974	Dan Perry
1972	Tom Parker
1971	Jim Dinwiddie
1970	Dan Issel
1969	Phil Argento
1968	Cliff Berger
1967	Louie Dampier
1966	Tommy Kron

CLAUDE SULLIVAN MEMORIAL AWARD

(Presented by the Committee of 101 to the Varsity Leader in Assists)

1980	Kyle Macy (163)
1979	Kyle Macy (129)
1978	Kyle Macy (178)
1977	Larry Johnson (143)
1976	Larry Johnson (98)
1975(tie)	Jimmy Dan Conner, Mike Flynn (106)
1974	Mike Flynn (83)
1973	Jimmy Dan Conner (83)
1972	Stan Key (89)
1971	Larry Steele (93)
1970	Mike Pratt (99)
1969	Mike Casey (129)
1968	Mike Pratt (82)
1967	Pat Riley (68)
1966	Larry Conley (100)

CENTRAL KENTUCKY NEWS CO. AWARD

(Presented by Stephen F. Rardin to Outstanding Varsity Defensive Player)

1980	Dirk Minniefield
1979	Truman Claytor
1978	Truman Claytor
1977	Larry Johnson
1976	Larry Johnson
1975	Mike Flynn
1974	Larry Johnson
1973	Mike Flynn

KIWANIS 110 PERCENTER AWARD

(Given annually by the Kiwanis Clubs of Lexington to the player demonstrating effort beyond the call of duty.)

1980 (tie)	Jay Shidler, LaVon Williams
1979(tie)	Dwight Anderson, LaVon Williams
1978	Dwane Casey
1977	Larry Johnson
1976	Reggie Warford
1975	Larry Johnson
1974	Jerry Hale
1973	Ronnie Lyons
1972	Larry Stamper
1971	Larry Steele
1970	Coach Adolph Rupp
1969	Mike Pratt
1968	Mike Casey
1967	Brad Bounds
1966	Larry Conley
1965	Pat Riley
1964	Larry Conley
1963	Roy Roberts
1962	Carroll Burchett

JAYCEES FRESHMAN LEADERSHIP AWARD

(Presented by Lexington Junior Chamber of Commerce to Freshman Chosen for Leadership on and off the Court.)

- 1980 (tie) Derrick Hord, Charles Hurt
- 1979 Chuck Verderber
- 1978 Fred Cowan
- 1977 Tim Stephens
- 1976 Dwane Casey
- 1975 Rick Robey
- 1974 Merion Haskins
- 1973 Reggie Warford
- 1972 Jimmy Dan Conner
- 1971 Ronnie Lyons
- 1970 Doug Flynn
- 1969 Randy Noll
- 1968 Greg Starrick
- 1967 Dan Issel
- 1966 Phil Argento
- 1965 Jim LeMaster

TENNESSEE CLUB SEC AWARDS

- 1970 Dan Issel, Rebounder
- 1967 Louie Dampier, Shooter
- 1968 Cliff Berger, Academic
- 1967 Pat Riley, Sportsmanship

SHIVELY MEMORIAL PLAQUE

(Presented by Notre Dame University in Memory of the late UK Athletic Director, Bernie Shively, to Most Valuable Player in Kentucky-Notre Dame Game.)

- 1979 Kyle Macy (Kentucky)
- 1978 Dwight Anderson (Kentucky)
- 1977 Kyle Macy (Kentucky)
- 1976 Jack Givens (Kentucky)
- 1975 Truman Claytor (Kentucky), Adrian Dantley (Notre Dame)
- 1974 Larry Johnson (Kentucky)
- 1973 John Shumate (Notre Dame)
- 1972 Jim Andrews (Kentucky)
- 1971 Tom Parker (Kentucky)
- 1970 Austin Carr (Notre Dame)
- 1969 Mike Pratt (Kentucky)
- 1968 Phil Argento (Kentucky)
- 1967 Mike Casey (Kentucky)

NAISMITH BASKETBALL HALL OF FAME

- 1978 Cliff Hagan (Player)
- 1969 Adolph Rupp (Coach)

* * * * *

Basil Hayden, who became the University of Kentucky's first basketball All-American in 1921, coached the Wildcats during the 1926-27 season, becoming the first UK alumnus to return as coach. Forty-six years later, Joe B. Hall, who was on the 1948-49 UK squad, became the second alumnus coach at UK.

UNIVERSITY OF KENTUCKY ALL-AMERICANS

(29 Players Chosen 46 Times)


*Consensus; + Second Team Consensus



BASIL HAYDEN
Forward—1921
Paris High School
Paris, Ky.




BURGESS CAREY
Guard—1925
Lexington Senior High School
Lexington, Ky.



CAREY SPICER
Forward—1929, 30
Lexington Senior High School
Lexington, Ky.



PAUL McBRAYER
Guard—1930
Kavanaugh High School
Lawrenceburg, Ky.




FOREST SALE
Center-Forward—1932, 33
Harrodsburg High School
Harrodsburg, Ky.




ELLIS JOHNSON
Guard—1933
Ashland High School
Ashland, Ky.



JOHN DeMOISEY
Center—1934
Walton High School
Walton, Ky.




LeROY EDWARDS
Center—1935
Tech High School
Indianapolis, Ind.



BERNARD OPPER
Guard—1939
Morris High School
New York, N.Y.




LEE HUBER
Guard—1940, 41
St. Xavier High School
Louisville, Ky.



BOB BRANNUM
Center—1944
Winfield High School
Winfield, Kan.




JACK PARKINSON
Guard—1946
Yorktown High School
Yorktown, Ind.




RALPH BEARD
Guard—1947, 48*, 49*
Male High School
Louisville, Ky.




ALEX GROZA
Center—1947, 48+, 49*
Martins Ferry High School
Martins Ferry, Ohio



WALLACE JONES
Forward—1949+
Harlan High School
Harlan, Ky.




BILL SPIVEY
Center—1951*
Warner Robbins High School
Warner Robbins, Ga.




CLIFF HAGAN
Center—1952*, 54*
Owensboro High School
Owensboro, Ky.




FRANK RAMSEY
Guard—1952, 54 +
Madisonville High School
Madisonville, Ky.




BOB BURROW
Center—1956 +
Wells High School
Wells, Texas




VERNON HATTON
Guard—1958
Lafayette High School
Lexington, Ky.




JOHNNY COX
Forward—1959*
Hazard High School
Hazard, Ky.




COTTON NASH
Center-Forward—1962 +, 63 +, 64*
Lake Charles High School
Lake Charles, La.



PAT RILEY
Forward—1966
Linton High School
Schenectady, N.Y.



LOUIE DAMPIER
Guard—1966 +
Southport High School
Indianapolis, Ind.



DAN ISSEL
Center—1969, 70*
Batavia High School
Batavia, Ill.




KEVIN GREVEY
Forward—1974, 75
Taft High School
Hamilton, Ohio



JACK GIVENS
Forward—1976, 77, 78
Bryan Station High School
Lexington, Ky.



RICK ROBEY
Forward-Center—1977, 78
Brother Martin High School
New Orleans, La.



KYLE MACY
Guard—1979, 80*
Peru High School
Peru, Ind.

ALL-SOUTHEASTERN CONFERENCE

(57 Players Chosen 104 Times)

Ellis Johnson (G)	1933	Bobby Watson (G)	1951, '52
Forest Sale (C)	1933	Frank Ramsey (G)	1951, '52, '54
John DeMoisey (F)	1933, '34	Cliff Hagan (C)	1952, '54
Bill Davis (G)	1934	Bill Evans (G-F)	1955
Leroy Edwards (C)	1935	Bob Burrow (C)	1955, '56
Dave Lawrence (F)	1935	Johnny Cox (F)	1957, '58, '59
Ralph Carlisle (F)	1936, '37	Vernon Hatton (G)	1958
Warfield Donohue (G)	1937	Don Mills (C)	1960
Bernie Oppen (G)	1938, '39	Bill Lickert (F-G)	1959, '60, '61
Layton Rouse (G)	1940	Larry Pursiful (G)	1962
Lee Huber (G)	1941	Cotton Nash (C-F)	1962, '63, '64
James King (C)	1941	Ted Deeken (F)	1964
Marvin Akers (F)	1941, '43	Tommy Kron (G)	1965, '66
Ermal Allen (F)	1942	Pat Riley (F)	1965, '66
Melvin Brewer (C)	1943	Thad Jaracz (C-F)	1966
Bob Brannum (C)	1944	Larry Conley (F)	1966
Jack Parkinson (G)	1944, '45, '46	Louie Dampier (G)	1965, '66, '67
Jack Tingle (F)	1944, '45, '46, '47	Mike Casey (G)	1968, '69, '71
Kenton Campbell (C)	1945	Dan Issel (C)	1968, '69, '70
Ralph Beard (G)	1946, '47, '48, '49	Mike Pratt (F)	1969, '70
Wallace Jones (F)	1946, '47, '48, '49	Larry Steele (F)	1971
Joe Holland (F)	1947	Tom Parker (F)	1971, '72
Alex Groza (C)	1948, '49	Tom Payne (C)	1971
Kenny Rollins (G)	1947, '48	Jim Andrews (C)	1972, '73
Jim Line (F)	1950	Kevin Grevey (F)	1973, '74, '75
Bill Spivey (C)	1950, '51	Jack Givens (F)	1976, '77, '78
Walt Hirsch (F)	1951	Rick Robey (F)	1977, '78
Shelby Linville (F)	1951	Kyle Macy (G)	1978, '79, 80
		Sam Bowie (C)	1980

ALL-NCAA TOURNAMENT

*Alex Groza (C)	1948, '49	Pat Riley (F)	1966
Bill Spivey (C)	1951	Louie Dampier (G)	1966
Shelby Linville (F)	1951	Kevin Grevey (F)	1975
Vernon Hatton (G)	1958	*Jack Givens (F)	1978
Johnny Cox (F)	1958	Rick Robey (F)	1978

*Chosen Most Valuable Player

(REGIONAL)

Larry Pursiful (G)	1962	*Pat Riley (F)	1966
*Alex Groza (C)	1948, '49	Louie Dampier (G)	1966
Bill Spivey (C)	1951	Mike Casey (G)	1968
Bob Burrow (C)	1955, '56	Dan Issel (C)	1968, '69, '70
Gayle Rose	1955	Jim Andrews (C)	1972, '73
Vernon Hatton (G)	1958	Mike Flynn (G)	1975
Johnny Cox (F)	1957, '58, '59	Jimmy Dan Conner (G)	1975
Bill Lickert (F)	1961	Jack Givens (F)	1977, '78
Cotton Nash (C-F)	1962	Mike Phillips (C)	1978
*Chosen Most Valuable Player.		*Kyle Macy (G)	1978
		Fred Cowan (F)	1980

KENTUCKY ACADEMIC ALL-AMERICANS

Louie Dampier	Guard	1966-67
Dan Issel	Center	1970
Mike Pratt	Forward	1970
Mike Casey	Guard	1971
Bob Guyette	Forward	1975
Jimmy Dan Conner	Guard	1975
Kyle Macy	Guard	1979

KENTUCKY ACADEMIC ALL-SOUTHEASTERN CONFERENCE

Roy Roberts	Forward	1962
Larry Conley	Guard	1964, 65
Louie Dampier	Guard	1966, 67
Cliff Berger	Center	1966, 68
Mike Pratt	Forward	1970
Dan Issel	Center	1970
Mike Casey	Forward	1971
Tom Parker	Center	1971
Bob Guyette	Center	1974
Jimmy Dan Conner	Guard	1975
Kyle Macy	Guard	1979
Chuck Verderber	Forward	1980

ALL-SOUTHERN CONFERENCE

Paul Jenkins (G)	1926		George Yates (G)	1931
Carey Spicer (G)	1929-'31		Ellis Johnson (C-F)	1932
Louis McGinnis (F)	1931			

Basketball Trivia—Who are the top two career scorers in the now defunct American Basketball Association (ABA) (1967-76)? Answer: Two former Kentucky All-Americans! The leader is Louie Dampier, who scored 13,726 points, average of 18.9 in nine years with the Kentucky Colonels, and second, Dan Issel, who scored 12,823 points, average of 25.6 (3rd best) in six-years with the Kentucky Colonels and Denver Nuggets.

KENTUCKY BASKETBALL MODERN RECORD

1945-46 SEASON

Won 28, Lost 2 NIT Champions
SEC Champions (Tournament)

— Leading Scorers —

Jack Parkinson (6-0 Jr. G)	11.3
Wallace Jones (6-4 Fr. F)	9.7
Ralph Beard (5-10 1/2 Fr. G)	9.3
Jack Tingle (6-3 Jr. F)	9.2
Wilbur Schu (6-4 Sr. F)	7.7

1946-47 SEASON

Won 34, Lost 3 NIT Runner-up
SEC Champions (Tournament)

— Leading Scorers —

Alex Groza (6-7 Fr. C-F)	393 Pts.*
Ralph Beard (5-10 1/2 Soph G)	392 Pts.
Kenneth Rollins (6-0 Jr. G)	310 Pts.
Joe Holland (6-4 Sr. F)	224 Pts.
Wallace Jones (6-4 Soph. C)	217 Pts.

*No record of number of games played by each man. Averages cannot be determined.

1947-48 SEASON — Won 36, Lost 3

World Champions (Olympic Games)
SEC Champions (Tournament)
National Champions
(NCAA Tournament)

— Leading Scorers —

Alex Groza (6-7 Jr. C)	12.5
(488 TP in 39 Games)	
Ralph Beard (5-10 1/2 Jr. G)	12.5
(476 TP in 38 Games)	
Wallace Jones (6-4 Jr. F-C)	9.3
James Line (6-2 Soph. F)	6.9
Kenneth Rollins (6-0 Sr. G)	6.6

1948-49 SEASON — Won 32, Lost 2

National Champions
(NCAA Tournament)
SEC Champions (Tournament)
Ranked 1st Nationally AP
Runner-up Sugar Bowl
Loser NIT in Attempted "Grand Slam"

— Leading Scorers —

Alex Groza (6-7 Sr. C)	20.5
Ralph Beard (5-10 1/2 Sr. G)	10.8
Wallace Jones (6-4 Sr. F-C)	9.6
Cliff Barker (6-2 Sr. G-F)	7.3
Dale Barnstable (6-3 Jr. F-G)	6.1

1949-50 SEASON — Won 25, Lost 5

SEC Champions (Tournament)
Sugar Bowl Champions
NIT Participant (0-1)
Ranked 3rd Nationally AP

— Leading Scorers —

Bill Spivey (7-0 Soph. C)	19.3
Jim Line (6-2 Sr. F)	13.1
Walt Hirsch (6-4 Jr. F)	9.9
Bobby Watson (5-10 Soph. G)	7.5
Dale Barnstable (6-3 Sr. G)	5.9

1950-51 SEASON — Won 32, Lost 2

National Champions
(NCAA Tournament)
SEC Champions
Ranked 1st Nationally AP-UP
Third Sugar Bowl Tournament

— Leading Scorers —

Bill Spivey (7-0 Jr. C)	19.2
Shelby Linville (6-5 Jr. F)	10.4
Bobby Watson (5-10 Jr. G)	10.4
Frank Ramsey (6-3 Soph. G)	10.1
Walt Hirsch (6-3 Sr. F)	9.1

1951-52 SEASON — Won 29, Lost 3

Ranked 1st Nationally AP-UP
SEC Championship (14-0)
NCAA Tournament Participant (1-1)
Runner-up Sugar Bowl

— Leading Scorers —

Cliff Hagan (6-4 Jr. C)	21.6
Frank Ramsey (6-3 Jr. G)	15.9
Bobby Watson (5-10 Sr. G)	13.1
Lou Tsioropoulos (6-5 Jr. F)	7.9
Lucian Whitaker (6-0 Sr. F)	7.8

1952-53 SEASON

(No Schedule Played)

1953-54 SEASON — Won 25, Lost 0

Ranked 1st Nationally AP, 2nd UPI
UKIT Champions
SEC Champions (14-0)
Declined NCAA Berth

— Leading Scorers —

Cliff Hagan (6-4 Sr. C)	24.0
Frank Ramsey (6-3 Sr. G)	19.6
Lou Tsioropoulos (6-5 Sr. F)	14.5

Billy Evans (6-1 Jr. F) 8.4
 Gayle Rose (6-0 Jr. G) 6.7

1954-55 SEASON — Won 23, Lost 3

NCAA Tournament Participant (1-1)
 UKIT Champions
 SEC Champions (12-2)
 Ranked 2nd Nationally AP, UPI

— Leading Scorers —

Bob Burrow (6-7 Jr. C) 19.0
 Billy Evans (6-1 Sr. G) 13.9
 Jerry Bird (6-6 Jr. F) 10.7
 Phil Grawemeyer (6-7 1/2 Jr. F) 13.0*

Gayle Rose (6-0 Sr. G) 7.4
 *Grawemeyer ranked 4th in total points with 260 in 20 games. Broke leg against De Paul and missed last six games.

1955-56 SEASON — Won 20, Lost 6

Ranked 9th Nationally AP
 Second SEC (12-2)
 NCAA Tournament Participant (1-1)
 UKIT Runner-up

— Leading Scorers —

Bob Burrow (6-7 Sr. C) 21.1
 Jerry Bird (6-6 Sr. F) 16.2
 Vernon Hatton (6-3 Soph. G) 13.3
 Gerry Calvert (5-11 Jr. G) 11.2
 Phil Grawemeyer (6-7 1/2 Sr. F) 8.4

1956-57 SEASON — Won 23, Lost 5

Ranked 3rd Nationally AP, UPI
 UKIT Champions
 SEC Champions (12-2)
 Sugar Bowl Champions
 NCAA Tournament Participant (1-1)

— Leading Scorers —

Johnny Cox (6-4 Soph. F) 19.4
 Gerry Calvert (5-11 Sr. G) 15.2
 Vernon Hatton (6-3 Jr. G) 14.8
 John Crigler (6-3 Jr. F) 10.3
 Ed Beck (6-7 Jr. C) 9.5

1957-58 SEASON — Won 23, Lost 6

National Champions
 (NCAA Tournament)
 SEC Champions (12-2)
 Ranked 9th Nationally AP, 14th UPI
 UKIT Participant (1-1)

— Leading Scorers —

Vernon Hatton (6-3 Sr. G) 17.1

Johnny Cox (6-4 Jr. F) 14.9
 John Crigler (6-3 Sr. F) 13.6
 Adrian Smith (6-0 Sr. G) 12.4
 Ed Beck (6-7 Sr. C) 5.6

1958-59 SEASON — Won 24, Lost 3

NCAA Tournament Participant (1-1)
 UKIT Champions Second SEC (12-2)
 Ranked 2nd Nationally

— Leading Scorers —

Johnny Cox (6-4 Sr. F) 17.9
 Billy Ray Lickert (6-3 Soph. G) 13.5
 Bennie Coffman (6-0 Jr. G) 10.7
 Don Mills (6-6 Jr. C) 10.5
 Sid Cohen (6-1 Jr. G) 8.1
 Dickie Parsons (5-10 Soph. G) 8.0

1959-60 SEASON — Won 19, Lost 7

Third SEC (10-4) UKIT Runner-up

— Leading Scorers —

Billy Ray Lickert (6-3 Jr. F-G) 14.4
 Don Mills (6-6 Sr. C-F) 12.7
 Sid Cohen (6-1 Sr. G) 10.7
 Bennie Coffman (6-0 Sr. G) 10.2
 Ned Jennings (6-9 Jr. C) 8.8

1960-61 SEASON — Won 19, Lost 9

NCAA Tournament Participant (1-1)
 UKIT Runner-up Second SEC (10-4)
 Ranked 18th Nationally UPI

— Leading Scorers —

Billy Ray Lickert (6-3 Sr. F-G) 16.0
 Roger Newman (6-4 Sr. F-G) 14.1
 Larry Pursiful (6-1 Jr. G) 13.4
 Ned Jennings (6-9 Sr. C) 11.5
 Carrol Burchett (6-4 Jr. F-C) 5.1

1961-62 SEASON

Won 23, Lost 3 UKIT Champions
 SEC Co-Champions (13-1)
 NCAA Tournament Participant (1-1)
 Ranked 3rd Nationally AP, UPI

— Leading Scorers —

Cotton Nash (6-5 Soph. C-F) 23.4
 Larry Pursiful (6-1 Sr. G) 19.1
 Carrol Burchett (6-4 Sr. C-F) 11.2
 Scotty Baesler (6-0 Jr. G) 10.9
 Roy Roberts (6-4 Jr. F) 7.0

1962-63 SEASON — Won 16, Lost 9

Fifth SEC (8-6) UKIT Champions

— Leading Scorers —

Cotton Nash (6-5 Jr. F-C)	20.6
* Charles Ishmael (6-5 Jr. G)	11.1
Ted Deeken (6-3 1/2 Jr. F)	9.8
Scotty Baesler (5-11 1/2 Sr. G)	9.7
Roy Roberts (6-4 Sr. F)	9.0

*Ineligible second semester

1963-64 SEASON — Won 21, Lost 6

UKIT and Sugar Bowl Champions
SEC Champions (11-3)
Ranked 3rd UPI, 4th AP Nationally
NCAA Tournament Participant (0-2)

— Leading Scorers —

Cotton Nash (6-5 Sr. C-F)	24.0
Ted Deeken (6-3 1/2 Sr. F)	18.5
Larry Conley (6-3 Soph. F-C)	12.2
Terry Mobley (6-2 1/2 Jr. G)	9.4
Randy Embry (5-11 Jr. G)	7.2

1964-65 SEASON — Won 15, Lost 10

5th SEC (10-6) Unranked in Polls
UKIT Runner-up

— Leading Scorers —

Louie Dampier (6-0 Soph. G)	17.0
Pat Riley (6-4 Soph. F)	15.0
Tommy Kron (6-5 Jr. G-F)	12.3
John Adams (6-7 Sr. C)	11.8
Larry Conley (6-3 Jr. F)	11.6

1965-66 SEASON — Won 27, Lost 2

SEC Champions (15-1) UKIT Champions
Ranked First Nationally in Polls
National Runner-up in NCAA

— Leading Scorers —

Pat Riley (6-4 Jr. F)	21.9
Louie Dampier (6-0 Jr. G)	21.1
Thad Jaracz (6-5 Soph. C)	13.2
Larry Conley (6-3 Sr. F)	11.5
Tommy Kron (6-5 Sr. G)	10.2

1966-67 SEASON

Won 13, Lost 13 (Worst under Rupp)
Tied 5th SEC (8-10) Unranked in Polls
UKIT Champions

— Leading Scorers —

Louie Dampier (6-0 Sr. G)	20.6
Pat Riley (6-3 Sr. F)	17.4
Thad Jaracz (6-5 Jr. C-F)	11.3
Cliff Berger (6-8 Jr. C)	11.3
Phil Argento (6-0 Soph. G)	5.2

1967-68 SEASON

Won 22, Lost 5 Ranked 4th in Polls
SEC Champions (15-3)
UKIT Champions

— Leading Scorers —

Mike Casey (6-4 Soph. G)	20.1
Dan Issel (6-8 Soph. C)	16.4
Mike Pratt (6-4 Soph. F)	14.1
Thad Jaracz (6-5 Sr. F)	11.3
Phil Argento (6-2 Jr. G)	12.3

1968-69 SEASON

Won 23, Lost 5 Ranked 7th in Polls
SEC Champions (16-2)
UKIT Champions

— Leading Scorers —

Dan Issel (6-8 Jr. C)	26.6
Mike Casey (6-4 Jr. G)	19.1
Mike Pratt (6-4 Jr. F)	16.9
Phil Argento (6-2 Sr. G)	10.0
Larry Steele (6-5 Soph. F)	8.6

1969-70 SEASON — Won 26, Lost 2

SEC Champions (17-1)
UKIT Champions
Ranked First Nationally in Polls

— Leading Scorers —

Dan Issel (6-8 Sr. C)	33.9
Mike Pratt (6-4 Sr. F)	19.3
Tom Parker (6-6 Soph. F)	10.4
Larry Steele (6-5 Jr. F)	9.8
Terry Mills (6-2 Jr. G)	9.1

1970-71 SEASON — Won 22, Lost 6

SEC Champions (16-2)
UKIT Runner-up
Ranked 10th AP

— Leading Scorers —

Tom Parker (6-7 Jr. F)	17.6
Mike Casey (6-4 Sr. G)	17.0
Tom Payne (7-2 So. C)	16.9
Kent Hollenbeck (6-4 Jr. G)	14.0
Larry Steele (6-5 Sr. F)	13.1

1971-72 SEASON — Won 21, Lost 7

SEC Champions (14-4)
UKIT Champions
Ranked 14th UPI and 18th AP

— Leading Scorers —

Jim Andrews (6-11 Jr. C)	21.5
Tom Parker (6-7 Sr. F)	18.0

Ronnie Lyons (5-10 So. G)	13.2
Stan Key (6-3 Sr. G)	12.5
Larry Stamper (6-6 Jr. F)	10.3

1972-73 SEASON — Won 20, Lost 8

SEC Champions (14-4)
UKIT Champions
Ranked 15th UPI and 17th AP

— Leading Scorers —

Jim Andrews (6-11 Sr. C)	20.1
Kevin Grevey (6-5 So. F)	18.7
Jimmy Dan Conner (6-4 So. G-F)	11.2
Ronnie Lyons (5-10 Jr. G)	9.2
Mike Flynn (6-3 So. G)	9.1

1973-74 SEASON — Won 13, Lost 13

UKIT Champions
Tied 4th SEC (9-9) Unranked in Polls

— Leading Scorers —

Kevin Grevey (6-5 Jr. F)	21.9
Bob Guyette (6-9 Jr. C)	12.7
Jimmy Dan Conner (6-4 Jr. F-G)	12.0
Mike Flynn (6-3 Jr. G)	11.5
Ronnie Lyons (5-10 Sr. G)	7.8

1974-75 SEASON — Won 26, Lost 5

SEC Co-Champions (15-3)
UKIT Champions
National Runner-UP in NCAA
Ranked 2nd AP and 4th UPI

— Leading Scorers —

Kevin Grevey (6-5 Sr. F)	23.6
Jimmy Dan Conner (6-4 Sr. G)	12.4
Rick Robey (6-10 Fr. C)	10.4
Jack Givens (6-4 Fr. F)	9.4
Mike Flynn (6-3 Sr. G)	9.0
Bob Guyette (6-9 Sr. F)	8.6

1975-76 SEASON — Won 20, Lost 10

UKIT Champions NIT Champions
Tied 4th SEC (11-7) Unranked in Polls

— Leading Scorers —

Jack Givens (6-4 So. F)	20.1
Mike Phillips (6-10 So. C)	15.6
Larry Johnson (6-2 Jr. G)	11.2
James Lee (6-5 So. F)	9.3
Rick Robey (6-10 So. C-F)*	15.6
Reggie Warford (6-1 Sr. G)	6.5

*Played in 12 Games

1976-77 SEASON — Won 26, Lost 4

SEC Co-Champions (16-2)
Ranked 6th AP, 5th UPI

— Leading Scorers —

Jack Givens (6-4 Jr. F)	18.9
Rick Robey (6-10 Jr. F)	14.2
Mike Phillips (6-10 Jr. C)	12.2
Larry Johnson (6-3 Sr. G)	10.7
James Lee (6-5 Jr. F)	9.8
Jay Shidler (6-1 Fr. G)	7.8
Truman Claytor (6-1 So. G)	6.6

1977-78 SEASON — Won 30, Lost 2

National Champions
(NCAA Tournament)
SEC Champions (16-2)
UKIT Champions
Ranked 1st AP and UPI

— Leading Scorers —

Jack Givens (6-4 Sr. F)	18.1
Rick Robey (6-10 Sr. F)	14.4
Kyle Macy (6-3 So. G)	12.5
James Lee (6-5 Sr. F)	11.3
Mike Phillips (6-10 Sr. C)	10.2
Truman Claytor (6-1 Jr. G)	6.9

1978-79 SEASON — Won 19, Lost 12

SEC Tournament Runner-Up
Unranked in Polls

— Leading Scorers —

Kyle Macy (6-3 Jr. G)	15.2
Dwight Anderson (6-3 G-F)	13.3
LaVon Williams (6-6 Jr. F)	11.5
Fred Cowan (6-8 So. C-F)	9.4
Truman Claytor (6-1 Sr. G)	8.7

1979-80 SEASON — Won 29, Lost 6

SEC Champions
SEC Tournament Runner-up
UKIT Champions
Great Alaskan Shootout Champions
Ranked 4th AP, 3rd UPI

— Leading Scorers —

Kyle Macy (6-3 Sr. G)	15.4
Sam Bowie (7-1 Fr. C)	12.9
Fred Cowan (6-8 Jr. F)	12.5
LaVon Williams (6-7 Sr. F)	7.5
Jay Shidler (6-1 Sr. G)	6.2

KENTUCKY'S ALL-TIME RECORD 1903-1980

(77 Seasons — Won 1267, Lost 399, Tied 1)

HOME: Won 696, Lost 118 OTHER: Won 571, Lost 278, Tied 1

(No Schedule Played in 1952-53)

(Losses in Bold Face)

Date	Team	Site	Ky.	Opp.	Date	Team	Site	Ky.	Opp.
------	------	------	-----	------	------	------	------	-----	------

1903—Won 1, Lost 2.

COACH: Unnamed
STARTERS: (A. C. Bush, B. W. Bush, Houlihan, Smith and Carter)

Feb. 6	Georgetown	(H)	6	15					
Feb. 18	Lexington YMCA	(H)	11	10					
Feb. 20	Kentucky U.	(H)	2	42					
			19	67					

1904—Won 1, Lost 4.

COACH: Leander E. Andrus, Mgr.
CAPTAIN: St. John (Guyn, Arnett, St. John, Wurtele, Coons)

Feb. 4	Georgetown	(A)	11	26					
Feb. 11	Kentucky U.*	(A)	5	12					
Feb. 13	Georgetown	(H)	10	22					
Feb. 26	Kentucky U.	(A)	12	14					
Mar. 4	Cincinnati	(H)	25	21					
			63	95					

* Kentucky University (Transylvania) and Georgetown game at UK was called off because of failure to agree on a referee. State College (University of Kentucky) team was present and agreed to play. The offer was accepted and KU won, 12-5.

1905—Won 1, Lost 4.

COACH:
CAPTAIN: J. M. Coons

Jan. 13	Georgetown	(H)	9	14					
Jan. 21	Cincinnati YMCA	(H)	22	43					
Jan. 27	Kentucky U.	(H)	30	29					
Feb. 4	Kentucky U.	(H)	1	22					
Feb. 22	Kentucky U.	(H)	23	33					
			85	141					

1906—Won 5, Lost 9.

COACH: W. B. Wendt (Mgr.)
CAPTAIN: D. P. Branson (Baer, Donan, Barbee, Wilson, Herman)

Jan. 11	Lexington YMCA*	(H)					
Jan. 12	Miami (Ohio)	(H)	10	15					
Jan. 19	Central U.	(H)	15	14					
Jan. 20	Georgetown	(A)	9	34					
Jan. 26	Central U.	(A)	17	15					
Jan. 27	Cincinnati YMCA	(H)	16	29					
Feb. 3	Christ Church, Cin.	(H)	24	38					
Feb. 9	Georgetown	(H)	22	28					
Feb. 12	New Albany YMCA	(A)	12	29					
Feb. 13	Vernon College	(A)	34	14					
Feb. 14	Moore's Hill	(A)	32	11					
Feb. 15	Christ Church, Cin.	(A)	17	54					
Feb. 16	Cincinnati YMCA	(A)	9	38					
Feb. 17	Miami (Ohio)	(A)	19	29					
			236	328					

* W. B. Wendt on Jan. 9, 1969 verified that State College opened the 1906 season against Kentucky U. in the YMCA. Athletic committees of the two schools had cancelled all games after a fight at a football game in November, 1905. Wendt and the Kentucky U. manager agreed to play at the YMCA and list the State College foe as YMCA instead of Kentucky U. State College won but Mr. Wendt didn't remember the score, which he hadn't listed.

1907—Won 3, Lost 6.

COACH: A. M. Kirby (Mgr.)
CAPTAIN: J. M. Wilson (Shanklin, Baer, Bryant, Barbee)

Jan. 16	Lexington YMCA	(H)	17	25					
Jan. 19	Georgetown	(H)	16	15					
Jan. 25	Central U.	(H)	22	9					
Feb. 12	Central U.	(A)	23	25					
Feb. 15	Kentucky U.	(H)	16	14					
Feb. 21	Georgetown	(A)	8	19					
Mar. 1	Lexington YMCA	(A)	22	41					
Mar. 7	Kentucky U.	(A)	5	19					
Mar. 9	Central U.	(H)	13	15					
			142	182					

1907-08—Won 5, Lost 6.

COACH: J. S. Chambers (Mgr.)
CAPTAIN: Richard Barbee

Jan. 10	Lexington YMCA	(H)	19	29					
Jan. 21	Kentucky U.	(H)	20	15					
Jan. 25	Central U.	(A)	21	32					
Feb. 4	Kentucky U.	(H)	20	15					
Feb. 8	Louisville Coliseum	(H)	29	28					
Feb. 11	Georgetown	(A)	22	30					
Feb. 13	Central U.	(H)	31	20					
Feb. 15	Lexington YMCA	(H)	19	23					
Feb. 22	Louisville Coliseum	(A)	18	30					
Mar. 3	Georgetown	(H)	18	13					
Mar. 7	Central U.	(A)	10	29					
			227	264					

1908-09—Won 5, Lost 4.

MGR.: J. S. Chambers
CAPTAIN: W. C. Fox

Jan. 9	Lexington High	(H)	29	9					
Jan. 18	Advent Mem. Club	(A)	27	41					
Jan. 19	Cincinnati	(A)	25	41					
Jan. 27	Central U.	(H)	24	23					
Feb. 6	Central U.	(A)	20	35					
Feb. 8	Georgetown	(H)	45	32					
Feb. 15	Georgetown	(A)	48	19					
Feb. 19	Cincinnati	(H)	28	23					
Feb. 26	Central U.	(H)	20	26					
			266	249					

1909-10—Won 4, Lost 8.

COACH: R. E. Spahr and E. R. Sweetland
CAPTAIN: Bill Rodes

Jan. 8	Kentucky Wesleyan	(A)	14	*12					
Jan. 22	Georgetown	(H)	31	11					
Jan. 24	DePauw	(H)	11	24					
Jan. 28	Central	(A)	17	87					
Feb. 4	Georgetown	(A)	16	34					
Feb. 7	Cincinnati	(A)	17	47					
Feb. 9	DePauw	(A)	10	28					
Feb. 10	Rose Poly	(A)	11	52					
Feb. 16	Tennessee	(H)	20	5					
Mar. 5	Central U.	(H)	13	31					
Mar. 8	Georgetown	(H)	24	23					
Mar. 11	Central	(A)	9	51					
			193	405					

* Denotes one overtime period.

Date	Team	Site	Ky.	Opp.
1910-11—Won 5, Lost 6.				
COACH: H. J. Iddings CAPTAIN: J. H. Gaiser				
Jan. 13	Lexington High	(H)	29	36
Jan. 20	Transylvania	(H)	18	23
Jan. 27	Ky. Wesleyan	(A)	19	21
Feb. 4	Bethany	(H)	24	11
Feb. 9	Ohio Wesleyan	(A)	19	37
Feb. 10	Otterbein	(A)	27	41
Feb. 11	Cin. Christ's Church	(A)	21	32
Feb. 17	Georgetown	(A)	47	22
Feb. 23	Butler	(H)	21	16
Feb. 28	Transylvania	(A)	22	19
Mar. 3	Transylvania	(H)	30	24
			277	282

1911-12—Won 9, Lost 0.
COACH: E. R. Sweetland
CAPTAIN: W. C. Harrison

Jan. 5	Georgetown	(H)	38	12
Jan. 12	Central U.	(A)	32	13
Jan. 19	Miami (Ohio) U.	(H)	31	14
Feb. 1	Central U.	(H)	52	10
Feb. 7	Tennessee	(H)	27	15
Feb. 16	Lexington YMCA	(H)	32	20
Feb. 22	Vanderbilt	(H)	28	17
Feb. 23	Vanderbilt	(H)	22	18
Mar. 1	Georgetown	(A)	19	18
			281	137

SOUTHERN CHAMPIONS

1912-13—Won 5, Lost 3.

COACH: J. J. Tigert
CAPTAIN: B. Barnett

Jan. 24	Lexington YMCA	(H)	25	27
Feb. 8	Cincinnati	(H)	20	18
Feb. 13	Marietta	(H)	42	16
Feb. 15	Louisville	(H)	34	10
Feb. 19	Vanderbilt	(H)	17	24
Feb. 20	Vanderbilt	(H)	42	29
Feb. 27	Miami (Ohio) U.	(H)	24	16
Mar. 1	Cin. Christ's Church	(H)	19	30
			223	170

1913-14—Won 11, Lost 2.

COACH: Alpha Brumage
CAPTAIN: William Tuttle

Jan. 10	Ashland YMCA	(H)	28	15
Jan. 17	Louisville YMCA	(H)	30	21
Jan. 21	Marshall	(A)	46	6
Jan. 20	Ashland YMCA	(A)	30	19
Jan. 22	Virginia U.	(A)	23	39
Jan. 24	Va. Military Inst.	(A)	18	32
Jan. 31	Louisville YMHA	(H)	59	12
Feb. 7	Louisville	(H)	22	17
Feb. 11	Tennessee	(H)	20	14
Feb. 12	Tennessee	(H)	20	18
Feb. 21	Cincinnati	(H)	20	18
Feb. 23	Chattanooga	(H)	40	7
Feb. 28	Marietta	(H)	19	17
			375	235

1914-15—Won 7, Lost 5.

COACH: Alpha Brumage
CAPTAIN: Ralph Morgan

Jan. 16	Maryville	(H)	37	17
Jan. 22	Louisville	(H)	18	14
Jan. 30	St. Andrews	(H)	35	15
Feb. 4	Maryville	(A)	23	22
Feb. 5	Tennessee	(A)	21	36
Feb. 6	Tennessee	(A)	22	27
Feb. 12	Vanderbilt	(H)	34	39
Feb. 13	Vanderbilt	(H)	36	24

Date	Team	Site	Ky.	Opp.
Feb. 17	Tennessee	(H)	22	13
Feb. 18	Tennessee	(H)	20	18
Feb. 26	St. Andrews	(A)	25	50
Feb. 27	Louisville	(A)	15	26
			308	301

1915-16—Won 8, Lost 6.

COACH: James Park
CAPTAIN: K. P. Zerfoss

Jan. 14	Cincinnati	(A)	39	24
Jan. 18	Georgetown	(A)	29	22
Jan. 31	Georgetown	(H)	30	22
Feb. 4	Vanderbilt	(H)	25	39
Feb. 5	Vanderbilt	(H)	20	23
Feb. 12	Louisville	(H)	22	28
Feb. 15	Centre	(A)	38	5
Feb. 19	Cincinnati	(H)	34	10
Feb. 22	Louisville	(A)	32	24
Feb. 23	Tennessee	(H)	17	28
Feb. 26	Maryville	(H)	36	25
Feb. 29	Centre	(H)	38	14
Mar. 3	Marietta	(H)	22	27
Mar. 4	Marietta	(H)	23	27
			405	318

1916-17—Won 4, Lost 6.

COACH: W. P. Tuttle
CAPTAIN: Robert Y. Ireland

Jan. 17	Centre	(H)	31	21
Jan. 27	Georgetown	(A)	19	22
Jan. 30	Rose Polytechnic	(H)	33	12
Feb. 9	Tennessee	(H)	20	23
Feb. 10	Tennessee	(H)	19	22
Feb. 16	Centre	(A)	24	28
Feb. 21	Georgetown	(H)	32	18
Mar. 1	Cumberland	(A)	48	20
Mar. 2	Tennessee	(A)	26	27
Mar. 3	Tennessee	(A)	10	30
			262	223

1917-18—Won 9, Lost 2, Tied 1.

COACH: S. A. Boles
CAPTAIN: Patrick Campbell

Jan. 9	Ky. Wesleyan	(H)	23	13
Jan. 17	Centre	(A)	21	29
Jan. 24	Georgetown	(H)	22	18
Feb. 7	Tennessee	(H)	33	26
Feb. 8	Tennessee	(H)	40	12
Feb. 9	Ky. Wesleyan	(A)	21	21
(This unique tie game resulted from scorer's error which was not discovered until after teams' departures. The contest was re-scheduled but never played for unknown reasons.)				
Feb. 14	Georgetown	(A)	25	16
Feb. 21	Centre	(H)	22***	20
Feb. 28	Cumberland	(A)	42	21
Mar. 1	Tennessee	(A)	29	18
Mar. 2	Tennessee	(A)	32	20

POST-SEASON GAME
(For State Championship)

Mar. 9	Centre	(N1)	12	22
			322	236

*** Denotes 3 overtime periods.
(N1) Louisville

1918-19—Won 6, Lost 8.

COACH: Andrew Gill
CAPTAIN: J. A. Dishman

Jan. 13	Ky. Wesleyan	(H)	46	5
Jan. 18	Georgetown	(H)	30	32
Jan. 25	Centre	(A)	30	38
Jan. 31	Cincinnati	(A)	18	28
Feb. 6	Chattanooga	(A)	28	25
Feb. 7	Tennessee	(A)	22	40
Feb. 8	Cumberland	(A)	22	21
Feb. 14	Vanderbilt	(H)	26	36

Date	Team	Site	Ky.	Opp.
Feb. 15	Georgetown	(A)	18	22
Feb. 21	Cincinnati	(H)	34	21
Feb. 22	Ky. Wesleyan	(H)	18	13
Feb. 24	Centre	(H)	10	21
Feb. 28	Tennessee	(H)	30	14
Mar. 8	Miami (Ohio) U.	(H)	14	38
			346	354

1919-20—Won 5, Lost 7.

COACH: George C. Buchheit
CAPTAIN: J. C. Everett

Jan. 17	Cincinnati	(A)	11	13
Jan. 22	Maryville	(H)	27	16
Jan. 31	Georgetown	(H)	25	14
Feb. 5	Tennessee	(H)	24	29
Feb. 7	Tennessee	(H)	26	27
Feb. 14	Centre	(A)	15	44
Feb. 17	Georgetown	(A)	28	16
Feb. 21	Ky. Wesleyan	(H)	43	13
Feb. 26	Cumberland	(A)	21	30
Feb. 27	Tennessee	(A)	25	28
Feb. 28	Tennessee	(A)	36	25
Mar. 6	Centre	(H)	18	*20
			299	275

1920-21—Won 13, Lost 1.

COACH: George C. Buchheit
CAPTAIN: Basil Hayden

Jan. 12	Ky. Wesleyan	(H)	38	13
Jan. 15	Cumberland	(H)	37	21
Jan. 18	Georgetown	(H)	38	23
Jan. 21	Chattanooga	(H)	42	10
Jan. 26	Cincinnati	(A)	26	19
Jan. 29	Auburn	(H)	40	25
Feb. 8	Centre	(A)	27	29
Feb. 15	Georgetown	(A)	56	11
Feb. 18	Centre	(H)	20	13
Feb. 22	Vanderbilt	(H)	39	18

SIAA TOURNAMENT (Atlanta, Ga.)

Feb. 25	Tulane		50	28
Feb. 26	Mercer		49	24
Feb. 28	Mississippi A & M		28	13
Mar. 1	Georgia (championship)		20	19
			510	266

1921-22—Won 10, Lost 6.

COACH: George C. Buchheit
CAPTAIN: R. E. Lavin

Jan. 14	Georgetown	(H)	17	26
Jan. 17	Louisville	(A)	38	14
Jan. 18	Vanderbilt	(A)	12	22
Jan. 21	Louisville	(H)	29	22
Jan. 26	Miss. A & M	(H)	28	21
Jan. 27	Marshall	(H)	34	12
Feb. 4	Centre	(A)	27	21
Feb. 6	Georgetown	(A)	26	17
Feb. 8	Washington & Lee	(A)	21	20
Feb. 9	Va. Military Inst.	(A)	32	37
Feb. 11	Georgetown U.	(A)	23	28
Feb. 13	Virginia	(A)	30	32
Feb. 16	Clemson	(H)	38	14
Feb. 20	Centre	(H)	40	23

SIAA TOURNAMENT (Atlanta, Ga.)

Feb. 24	Georgetown		41	21
Feb. 25	Mercer		22	35
			457	361

1922-23—Won 3, Lost 10.

COACH: George C. Buchheit
CAPTAIN: Fred Fest

Jan. 13	Georgetown	(A)	24	13
Jan. 20	Tennessee	(A)	26	30
Jan. 22	Chattanooga	(H)	25	18
Jan. 25	Alabama	(H)	35	45
Jan. 27	Centre	(H)	14	21

Date	Team	Site	Ky.	Opp.
Feb. 3	Georgia	(H)	19	23
Feb. 5	Cincinnati	(A)	24	33
Feb. 7	Centenary	(H)	21	38
Feb. 10	Tennessee	(H)	23	28
Feb. 14	Centre	(A)	10	17
Feb. 15	Clemson	(H)	17	30
Feb. 19	Georgetown	(H)	21	48
Feb. 23	Sewanee	(H)	30	14

289 348

1923-24—Won 13, Lost 3.

COACH: G. C. Buchheit
CAPTAIN: A. T. Rice

Jan. 1	Vanderbilt	(H)	33	13
Jan. 8	Mexico YMCA	(H)	25	14
Jan. 12	Georgetown	(A)	32	24
Jan. 14	Miss. A & M	(H)	16	17
Jan. 15	Sewanee	(H)	50	15
Jan. 18	Tennessee	(A)	13	20
Jan. 19	Chattanooga	(A)	24	23
Feb. 4	West Virginia	(H)	24	21
Feb. 9	Centre	(A)	27	18
Feb. 11	Georgetown	(H)	39	35
Feb. 13	Clemson	(H)	38	13
Feb. 14	Virginia	(H)	29	16
Feb. 19	Virginia Tech	(H)	36	14
Feb. 21	Centre	(H)	38	24
Feb. 23	Georgia Tech	(H)	33	27

SIAA TOURNAMENT (Atlanta, Ga.)

Feb. 29	North Carolina		20	41
			477	335

ALUMNI GYM ERA (1924-1950)

1924-25—Won 13, Lost 8.

COACH: C. O. Applegran
CAPTAIN: James McFarland

Dec. 13	Cincinnati	(H)	28	23
Dec. 18	Indiana	(H)	18	20
Dec. 20	Michigan	(H)	11	21
Jan. 3	Cincinnati	(A)	20	24
Jan. 5	Illinois	(A)	26	36
Jan. 6	Wabash	(A)	11	57
Jan. 9	Mississippi	(H)	26	23
Jan. 10	Georgetown	(H)	25	17
Jan. 17	Centre	(H)	33	26
Jan. 30	Washington & Lee	(H)	28	22
Feb. 2	West Virginia	(H)	29	19
Feb. 5	Alabama	(A)	15	24
Feb. 6	Georgia Tech	(A)	18	16
Feb. 7	Georgia	(A)	24	28
Feb. 9	Tennessee	(A)	35	22
Feb. 12	Tulane	(A)	29	22
Feb. 14	Georgetown	(A)	36	21
Feb. 18	Tennessee	(H)	26	21
Feb. 21	Centre	(H)	39	10

SOUTHERN CONF. TOUR. (Atlanta, Ga.)

Feb. 27	Mississippi A&M		31	26
Feb. 28	Georgia		31	32
			539	510

1925-26—Won 15, Lost 3.

COACH: Ray Eklund
CAPTAIN: Burgess Carey

Dec. 19	DePauw	(H)	29	38
Jan. 5	Indiana	(A)	23	34
Jan. 9	Berea	(H)	37	23
Jan. 12	Georgetown	(A)	36	21
Jan. 16	Georgia Tech	(H)	25	24
Jan. 22	Centre	(H)	45	25
Jan. 30	Georgetown	(H)	25	20
Feb. 1	Alabama	(H)	27	16
Feb. 4	Centre	(A)	46	19
Feb. 5	Washington & Lee	(H)	44	34
Feb. 8	Auburn	(H)	35	26

Date	Team	Site	Ky.	Opp.
Feb. 12	Tennessee	(A)	51	17
Feb. 15	Georgia	(A)	22	18
Feb. 18	Tennessee	(H)	27	21
Feb. 20	Vanderbilt	(H)	30	20

SOUTHERN CONF. TOUR. (Atlanta, Ga.)

Feb. 26	Va. Military Inst.		38	25
Feb. 27	Georgia		39	34
Mar. 1	Mississippi A&M		26	31
			605	446

1926-27—Won 3, Lost 13.

COACH: Basil Hayden
CAPTAIN: Paul Jenkins

Dec. 18	Cincinnati	(H)	10	48
Dec. 21	Indiana	(H)	19	38
Dec. 29	Cincinnati	(A)	23	51
Dec. 31	Princeton	(H)	26	30
Jan. 3	Florida	(H)	43	36
Jan. 10	Ky. Wesleyan	(A)	25	31
Jan. 15	Vanderbilt	(H)	32	48
Jan. 21	Tennessee	(A)	14	19
Jan. 22	Georgia Tech	(A)	16	48
Jan. 29	Centre	(H)	27	25
Feb. 1	Georgetown	(A)	19	26
Feb. 4	Washington & Lee	(H)	34	36
Feb. 7	West Virginia	(H)	26	44
Feb. 11	Mississippi	(H)	17	37
Feb. 12	Centre	(A)	22	16
Feb. 19	Tennessee	(H)	21	30
			374	563

1927-28—Won 12, Lost 6.

COACH: John Mauer
CAPTAIN: Paul Jenkins

Dec. 16	Clemson	(H)	33	17
Dec. 20	Miami (Ohio) U.	(H)	31	36
Jan. 4	Berea	(H)	37	16
Jan. 9	Centre	(A)	36	25
Jan. 14	Vanderbilt	(H)	43	23
Jan. 16	Virginia	(A)	31	28
Jan. 18	Naval Academy	(A)	26	32
Jan. 19	Maryland	(A)	7	37
Jan. 28	Tennessee	(H)	48	18
Feb. 3	Washington & Lee	(H)	34	28
Feb. 4	Indiana	(A)	29	48
Feb. 8	Vanderbilt	(A)	54	29
Feb. 9	Tennessee	(A)	43	16
Feb. 11	Georgia Tech	(H)	31	35
Feb. 18	Centre	(H)	30	20

SOUTHERN CONF. TOUR. (Atlanta, Ga.)

Feb. 24	South Carolina		56	40
Feb. 25	Georgia		33	16
Feb. 27	Mississippi		28	41
			630	505

1928-29—Won 12, Lost 5.

COACH: John Mauer
CAPTAIN: Lawrence McGinnis

Dec. 15	Eastern Normal	(H)	35	10
Dec. 21	Miami (Ohio) U.	(H)	43***42	
Jan. 4	North Carolina	(H)	15	25
Jan. 12	Notre Dame	(A)	19	16
Jan. 16	Georgia Tech	(A)	19	33
Jan. 17	Tennessee	(A)	35	29
Jan. 19	Tennessee	(H)	27	22
Jan. 26	Alabama	(H)	26	27
Feb. 1	Mississippi A&M	(A)	25	23
Feb. 2	Mississippi A&M	(A)	32	14
Feb. 3	Tulane	(A)	22	34
Feb. 8	Washington & Lee	(H)	31	30
Feb. 13	Centre	(H)	47	11
Feb. 22	Mississippi	(H)	35	30
Feb. 23	Mississippi	(H)	32	24

SOUTHERN CONF. TOUR. (Atlanta, Ga.)

Mar. 1	Tulane		29	15
Mar. 2	Georgia		24	26
			496	411

*** Denotes 3 overtime periods.

Date	Team	Site	Ky.	Opp.
------	------	------	-----	------

1929-30—Won 16, Lost 3.

COACH: John Mauer
CAPTAIN: Paul McBrayer

Dec. 14	Georgetown	(H)	46	9
Dec. 20	Miami (Ohio) U.	(H)	35	20
Dec. 31	Berea	(H)	29	26
Jan. 3	Clemson	(H)	31	15
Jan. 10	Creighton	(H)	27	28
Jan. 11	Creighton	(H)	25	21
Jan. 18	Tennessee	(H)	23	20
Jan. 24	Mississippi A&M	(H)	43	17
Jan. 25	Mississippi A&M	(H)	20	14
Jan. 31	Tennessee	(A)	26	29
Feb. 1	Georgia	(A)	22	21
Feb. 3	Clemson	(A)	34	20
Feb. 8	Georgia Tech	(H)	39	19
Feb. 14	Georgia	(H)	36	23
Feb. 18	Ky. Wesleyan	(H)	32	20
Feb. 22	Washington & Lee	(H)	28	*26

SOUTHERN CONF. TOUR. (Atlanta, Ga.)

Feb. 28	Maryland		26	21
Mar. 1	Sewanee		44	22
Mar. 3	Duke		32	37
			599	408

* Denotes overtime period.

ADOLPH RUPP ERA

1930-31—Won 15, Lost 3.

COACH: Adolph Rupp
CAPTAIN: Carey Spicer

Dec. 18	Georgetown	(H)	67	19
Dec. 27	Marshall	(H)	42	26
Dec. 31	Berea	(H)	41	25
Jan. 3	Clemson	(H)	33	21
Jan. 10	Tennessee	(H)	31	23
Jan. 16	Chattanooga	(H)	55	18
Jan. 21	Vanderbilt	(A)	42	37
Jan. 31	Tennessee	(A)	36	*32
Feb. 6	Washington & Lee	(H)	23	18
Feb. 9	Georgia Tech	(H)	38	34
Feb. 13	Georgia	(A)	16	25
Feb. 14	Clemson	(A)	26	29
Feb. 16	Georgia Tech	(A)	35	16
Feb. 20	Vanderbilt	(H)	43	23

SOUTHERN CONF. TOUR. (Atlanta, Ga.)

Feb. 27	North Carolina State		33	28
Feb. 28	Duke		35	30
Mar. 2	Florida		56	36
Mar. 3	Maryland (finals)		27	29
			679	469

* Denotes overtime period.

1931-32—Won 15, Lost 2.

COACH: Adolph Rupp
CAPTAIN: Ellis Johnson

Dec. 15	Georgetown	(H)	66	24
Dec. 18	Carnegie Tech	(H)	36	34
Dec. 23	Berea	(H)	52	27
Dec. 30	Marshall	(H)	46	16
Jan. 2	Clemson	(H)	43	24
Jan. 14	Clemson	(A)	30	17
Jan. 15	Sewanee	(A)	30	20
Jan. 16	Tennessee	(A)	29	28
Jan. 21	Chattanooga	(H)	51	17
Jan. 30	Washington & Lee	(H)	48	28
Feb. 6	Duke	(H)	37	30
Feb. 8	Alabama	(H)	50	22
Feb. 10	Vanderbilt	(A)	61	37
Feb. 13	Tennessee	(H)	41	27
Feb. 20	Vanderbilt	(H)	31	32

SOUTHERN CONF. TOUR. (Atlanta, Ga.)

Feb. 26	Tulane		50	30
Feb. 27	North Carolina		42	43
			743	456

Date	Team	Site	Ky.	Opp.
1932-33—Won 20, Lost 3.				
COACH: Adolph Rupp				
CAPTAIN: Forest Sale				
Dec. 12	Georgetown	(H)	62	21
Dec. 17	Marshall	(N1)	57	23
Dec. 20	Tulane	(H)	53	17
Dec. 21	Tulane	(H)	42	11
Dec. 30	Chicago	(A)	58	26
Jan. 2	Ohio State	(H)	30	46
Jan. 6	Creighton	(A)	32	26
Jan. 7	Creighton	(A)	22	34
Jan. 10	South Carolina	(H)	44	36
Jan. 14	Tennessee	(A)	42	21
Jan. 16	Clemson	(H)	67	18
Jan. 28	Tennessee	(H)	44	23
Jan. 31	Vanderbilt	(A)	40	29
Feb. 1	Clemson	(A)	42	32
Feb. 2	South Carolina	(A)	38	44
Feb. 6	Mexico U.	(H)	81	22
Feb. 11	Georgia Tech	(H)	45	22
Feb. 13	Alabama	(N2)	35	21
Feb. 18	Vanderbilt	(H)	45	28

SEC TOURNAMENT (Atlanta, Ga.)

Feb. 25	Mississippi	49	31
Feb. 26	Florida	48	24
Feb. 27	L.S.U.	51	38
Feb. 28	Mississippi State (championship)	46	27

SEC CHAMPIONS 1073 630

(N1) Ashland, Ky. (N2) Birmingham

1933-34—Won 16, Lost 1.

COACH: Adolph Rupp
CAPTAIN: John DeMoisey

Dec. 5	Alumni	(H)	53	20
Dec. 9	Georgetown	(H)	41	12
Dec. 14	Marshall	(H)	48	26
Dec. 16	Cincinnati	(H)	31	25
Dec. 21	Tulane	(A)	32	22
Dec. 22	Tulane	(A)	42	29
Jan. 12	Sewanee	(A)	55	16
Jan. 13	Tennessee	(A)	44	23
Jan. 20	Chattanooga	(H)	47	20
Jan. 27	Tennessee	(H)	53	26
Feb. 1	Alabama	(N1)	33	28
Feb. 3	Vanderbilt	(A)	48	26
Feb. 8	Alabama	(H)	26	21
Feb. 10	Georgia Tech	(H)	49	25
Feb. 15	Sewanee	(H)	60	15
Feb. 17	Vanderbilt	(H)	47	27

SEC TOURNAMENT (Atlanta, Ga.)

Feb. 24	Florida	32	38
---------	---------	----	----

(N1) Birmingham 741 399

1934-35—Won 19, Lost 2.

COACH: Adolph Rupp
CO-CAPTAINS: Dave Lawrence
and Jack Tucker

Dec. 10	Alumni	(H)	61	10
Dec. 13	Oglethorpe	(H)	81	12
Dec. 20	Tulane	(A)	38	9
Dec. 21	Tulane	(A)	52	12
Jan. 2	Chicago	(H)	42	16
Jan. 5	New York U.	(A)	22	23
Jan. 18	Tulane	(H)	63	22
Jan. 19	Tulane	(H)	55	12
Jan. 22	Chattanooga	(H)	66	19
Jan. 26	Tennessee	(H)	48	21
Feb. 1	Alabama	(N1)	33	26
Feb. 2	Vanderbilt	(A)	58	22
Feb. 5	Xavier	(A)	40	27
Feb. 9	Georgia Tech	(H)	57	30
Feb. 11	Alabama	(H)	25	16
Feb. 13	Michigan State	(A)	26	32

Date	Team	Site	Ky.	Opp.
Feb. 16	Tennessee	(A)	38	36
Feb. 22	Creighton	(H)	63	42
Feb. 23	Creighton	(H)	24	13
Mar. 2	Vanderbilt	(H)	53	19
Mar. 7	Xavier	(H)	46	29

SEC CO-CHAMPIONS 991 448
(N1) Birmingham

1935-36—Won 15, Lost 6.

COACH: Adolph Rupp
CAPTAIN: Milerd Anderson

Dec. 6	Georgetown	(H)	42	17
Dec. 17	Berea	(H)	58	30
Dec. 23	Pittsburgh	(H)	35	17
Jan. 8	New York U.	(A)	28	41
Jan. 14	Xavier	(A)	36	32
Jan. 17	Tulane	(H)	49	24
Jan. 18	Tulane	(H)	39	21
Jan. 21	Michigan State	(H)	27	19
Jan. 25	Tennessee	(H)	40	31
Feb. 1	Vanderbilt	(A)	23	32
Feb. 3	Alabama	(A)	32	30
Feb. 7	Alabama	(H)	40	34
Feb. 10	Notre Dame	(A)	20	41
Feb. 11	Butler	(A)	39	28
Feb. 15	Tennessee	(A)	28	39
Feb. 18	Xavier	(H)	49	40
Feb. 21	Creighton	(H)	68	38
Feb. 22	Creighton	(H)	29	31
Feb. 24	Vanderbilt	(H)	61	41

SEC TOURNAMENT (Knoxville, Tenn.)

Feb. 28	Mississippi State	41	39
Mar. 1	Tennessee	28	39

812 664

1936-37—Won 17, Lost 5.

COACH: Adolph Rupp
CAPTAIN: Warfield Donohue

Dec. 9	Georgetown	(H)	46	21
Dec. 12	Berea	(H)	70	26
Dec. 15	Xavier	(A)	34	28
Dec. 21	Centenary	(H)	37	19
Jan. 2	Michigan State	(H)	28	21
Jan. 5	Notre Dame	(N1)	28	41
Jan. 8	Creighton	(H)	59	36
Jan. 14	Michigan State	(A)	23	24
Jan. 16	Akron U.	(N2)	32	22
Jan. 23	Tennessee	(H)	43	26
Jan. 30	Vanderbilt	(A)	41	26
Feb. 1	Alabama	(N3)	38	27
Feb. 3	Tulane	(A)	28	35
Feb. 4	Tulane	(A)	28	25
Feb. 8	Mexico U.	(H)	60	30
Feb. 10	Alabama	(H)	31	34
Feb. 13	Tennessee	(A)	24	26
Feb. 20	Vanderbilt	(H)	51	19
Feb. 22	Xavier	(H)	23	15

SEC TOURNAMENT (Knoxville, Tenn.)

Feb. 26	Louisiana State	57	37
Feb. 28	Georgia Tech	40	30
Mar. 1	Tennessee (championship)	39	25

SEC CHAMPIONS 860 593
(N1) Louisville (N2) Cincinnati (N3) Birmingham

1937-38—Won 13, Lost 5.

COACH: Adolph Rupp
CAPTAIN: J. Rice Walker

Dec. 5	Berea	(H)	67	33
Dec. 18	Cincinnati	(H)	38	21
Dec. 22	Centenary	(H)	35	25

Date	Team	Site	Ky.	Opp.
SUGAR BOWL TOURNAMENT New Orleans, La.				
Dec. 29	Pittsburgh (championship)		40	29
Jan. 8	Michigan State	(A)	37	42
Jan. 10	Detroit	(A)	26	34
Jan. 15	Notre Dame	(A)	37	47
Jan. 22	Tennessee	(H)	52	27
Jan. 29	Vanderbilt	(A)	42	19
Jan. 31	Alabama	(N1)	57	31
Feb. 5	Xavier	(A)	32	39
Feb. 7	Michigan State	(H)	44	27
Feb. 12	Alabama	(H)	27	21
Feb. 14	Marquette	(H)	35	33
Feb. 17	Xavier	(H)	45	29
Feb. 21	Vanderbilt	(H)	48	24
Feb. 26	Tennessee	(A)	29	26

SEC TOURNAMENT (Baton Rouge, La.)				
Mar. 3	Tulane		34	36
(N1) Birmingham			725	541

1938-39—Won 16, Lost 4.

COACH: Adolph Rupp
CAPTAIN: Bernard Oppen

Dec. 2	Georgetown	(H)	39	19
Dec. 10	Ky. Wesleyan	(H)	57	18
Dec. 17	Cincinnati	(H)	44	27
Dec. 21	Washington & Lee	(H)	67	47
Jan. 4	Long Island	(A)	34	52
Jan. 6	St. Joseph's	(A)	41	30
Jan. 14	Notre Dame	(N1)	37	42
Jan. 21	Tennessee	(H)	29	30
Jan. 28	Alabama	(N2)	38	41
Jan. 30	Vanderbilt	(A)	51	37
Feb. 4	Marquette	(H)	37	31
Feb. 8	Xavier	(A)	41	31
Feb. 11	Alabama	(H)	45	27
Feb. 13	Mississippi State	(H)	39	28
Feb. 18	Tennessee	(A)	36	**34
Feb. 21	Xavier	(H)	43	23
Feb. 25	Vanderbilt	(H)	52	27

SEC TOURNAMENT (Knoxville, Tenn.)				
Mar. 2	Mississippi		49	30
Mar. 3	Louisiana State		53	34
Mar. 4	Tennessee (championship)		46	38
			878	646

SEC CHAMPIONS

(N1) Louisville (N2) Birmingham

** Denotes 2 overtime periods

1939-40—Won 15, Lost 6.

COACH: Adolph Rupp
CAPTAIN: Layton Rouse

Dec. 9	Berea	(H)	74	24
Dec. 16	Cincinnati	(H)	30	39
Dec. 21	Clemson	(A)	55	31

SUGAR BOWL (New Orleans, La.)				
Dec. 27	Ohio State (championship)		36	30
Jan. 1	Kansas State	(H)	53	26
Jan. 6	Xavier	(A)	42	41
Jan. 8	West Virginia	(H)	47	38
Jan. 13	Notre Dame	(A)	47	52
Jan. 20	Tennessee	(H)	35	26
Jan. 27	Alabama	(N1)	32	36
Jan. 29	Vanderbilt	(A)	32	40
Feb. 3	Marquette	(A)	51	45
Feb. 10	Alabama	(H)	46	18
Feb. 12	Xavier	(H)	37	29
Feb. 13	Mississippi State	(H)	45	37
Feb. 17	Tennessee	(A)	23	27
Feb. 19	Georgia Tech	(A)	39	44
Feb. 24	Vanderbilt	(H)	43	38

Date	Team	Site	Ky.	Opp.
SEC TOURNAMENT (Knoxville, Tenn.)				
Feb. 29	Vanderbilt		44	31
Mar. 1	Tennessee		30	29
Mar. 2	Georgia (championship)		51	43
			892	724

SEC CHAMPIONS

(N1) Birmingham

1940-41—Won 17, Lost 8.

COACH: Adolph Rupp
CAPTAIN: Lee Huber

Dec. 7	Alumni	(H)	62	25
Dec. 12	West Virginia	(H)	46	34
Dec. 13	Maryville	(H)	53	14
Dec. 18	Nebraska	(A)	39	40
Dec. 19	Creighton	(A)	45	54
Dec. 20	Kansas State	(A)	28	25
Dec. 27	Centenary	(H)	70	18

SUGAR BOWL (New Orleans, La.)

Dec. 30	Indiana		45	48
Jan. 4	Notre Dame	(N1)	47	48
Jan. 9	Xavier	(A)	48	43
Jan. 11	West Virginia	(A)	43	56
Jan. 18	Tennessee	(A)	22	32
Jan. 20	Georgia Tech	(A)	47	37
Jan. 25	Xavier	(H)	44	49
Feb. 1	Vanderbilt	(A)	51	50
Feb. 3	Alabama	(A)	38	36
Feb. 8	Alabama	(H)	46	38
Feb. 10	Mississippi	(H)	60	41
Feb. 15	Tennessee	(H)	37	28
Feb. 17	Georgia Tech	(H)	60	41
Feb. 24	Vanderbilt	(H)	58	31

SEC TOURNAMENT (Louisville, Ky.)

Feb. 27	Mississippi		62	52
Feb. 28	Tulane		59	30
Mar. 1	Alabama		39	37
Mar. 2	Tennessee		33	36

(N1) Louisville

1182 943

1941-42—Won 19, Lost 6.

COACH: Adolph Rupp
CAPTAIN: Carl Staker

Dec. 6	Miami (Ohio) U.	(H)	35	21
Dec. 13	Ohio State	(A)	41	43
Dec. 16	Nebraska	(H)	42	27
Dec. 22	South Carolina	(H)	64	25
Dec. 30	Texas A&M	(H)	49	29
Jan. 2	Washington & Lee	(H)	62	32
Jan. 10	Xavier	(A)	40	39
Jan. 17	Tennessee	(A)	40	46
Jan. 19	Georgia	(A)	51	26
Jan. 20	Georgia Tech	(A)	63	53
Jan. 24	Mexico	(H)	56	26
Jan. 31	Georgia	(H)	55	38
Feb. 2	Alabama	(A)	35	41
Feb. 7	Notre Dame	(A)	43	46
Feb. 9	Alabama	(H)	50	34
Feb. 14	Tennessee	(A)	36	33
Feb. 16	Georgia Tech	(H)	57	51
Feb. 21	Xavier	(H)	44	36

SEC TOURNAMENT Louisville, Ky.

Feb. 26	Florida		42	36
Feb. 27	Mississippi		59	32
Feb. 28	Auburn		40	31
Mar. 1	Alabama (championship)		36	34

SEC CHAMPIONS

POST SEASON GAME (Louisville, Ky.)

Mar. 14	Great Lakes		47	58
---------	-------------	--	----	----

Date	Team	Site	Ky.	Opp.
NCAA TOURNAMENT (New Orleans, La.)				
Mar. 20	Illinois		46	44
Mar. 21	Dartmouth		28	47
			1161	928

1942-43—Won 17, Lost 6.

COACH: Adolph Rupp

Co-Captains: Marvin Akers and Melvin Brewer

Dec. 12	Cincinnati	(H)	61	39
Dec. 19	Washington	(H)	45	38
Dec. 23	Indiana	(N1)	52	58
Jan. 2	Ohio State	(H)	40	45
Jan. 4	Ft. Knox	(H)	64	30
Jan. 9	Xavier	(A)	43	38
Jan. 16	Tennessee	(A)	30	28
Jan. 18	Georgia	(A)	60	28
Jan. 19	Georgia Tech	(A)	38	36
Jan. 23	Notre Dame	(N1)	60	55
Jan. 26	Vanderbilt	(H)	39	38
Jan. 30	Alabama	(A)	32	41
Feb. 1	Vanderbilt	(A)	54	43
Feb. 6	Alabama	(H)	67	41
Feb. 8	Xavier	(H)	48	36
Feb. 13	Tennessee	(H)	53	29
Feb. 15	Georgia Tech	(H)	58	31
Feb. 20	De Paul	(A)	44	53

SEC TOURNAMENT
Louisville, Ky.

Feb. 25	Tulane		48	31
Feb. 26	Georgia		59	30
Feb. 27	Mississippi State		52	43
Feb. 28	Tennessee		30	33

POST-SEASON GAME (N1)

Mar. 6	Great Lakes		39	53
(N1) Louisville			1124	887

1943-44—Won 19, Lost 2.

COACH: Adolph Rupp

CAPTAIN:

Dec. 1	Ft. Knox	(H)	51	18
Dec. 4	Berea (Naval V-12)	(H)	54	40
Dec. 11	Indiana	(N1)	66	41
Dec. 13	Ohio State	(A)	40	28
Dec. 18	Cincinnati	(H)	58	30
Dec. 20	Illinois	(A)	41	43
Dec. 28	Carnegie Tech	(N2)	61	14
Dec. 30	St. John's	(A)	44	38
Jan. 8	Notre Dame	(N1)	55	54
Jan. 15	Wright Field	(H)	61	28
Jan. 31	Ft. Knox A.R.C.	(H)	76	48
Feb. 5	DePauw	(H)	38	35
Feb. 7	Illinois	(H)	51	40
Feb. 12	Cincinnati	(A)	38	35
Feb. 26	Ohio U.	(H)	51	35

SEC TOURNAMENT (Louisville, Ky.)

Mar. 2	Georgia		57	29
Mar. 3	Louisiana State		55	28
Mar. 4	Tulane (championship)		62	46

SEC CHAMPIONS

NATIONAL INVITATION TOUR. (New York)

Mar. 20	Utah		46	38
Mar. 22	St. John's		45	48
Mar. 26	Oklahoma A&M (consolation)		45	29

(N1) Louisville		1095	745
(N2) Buffalo, N.Y.			

1944-45—Won 22, Lost 4.

COACH: Adolph Rupp

CAPTAIN:

Dec. 2	Ft. Knox	(H)	56	23
Dec. 4	Berea	(H)	56	32

Date	Team	Site	Ky.	Opp.
Dec. 9	Cincinnati	(H)	66	24
Dec. 16	Indiana	(N1)	61	43
Dec. 23	Ohio State	(H)	53	*48
Dec. 26	Wyoming	(N2)	50	46
Dec. 30	Temple	(A)	45	44
Jan. 1	Long Island	(A)	62	*52
Jan. 6	Ohio U.	(H)	59	46
Jan. 8	Arkansas State	(H)	75	6
Jan. 13	Michigan State	(H)	66	35
Jan. 20	Tennessee	(A)	34	35
Jan. 22	Georgia Tech	(A)	64	58
Jan. 27	Notre Dame	(N1)	58	*59
Jan. 29	Georgia	(H)	73	37
Feb. 3	Georgia Tech	(H)	51	32
Feb. 5	Michigan State	(A)	50	66
Feb. 17	Tennessee	(H)	40	34
Feb. 19	Ohio U.	(A)	61	38
Feb. 24	Cincinnati	(A)	65	35

SEC TOURNAMENT (Louisville, Ky.)

Mar. 1	Florida		57	35
Mar. 2	Louisiana State		68	37
Mar. 3	Alabama		52	41
Mar. 3	Tennessee (championship)		39	35

SEC CHAMPIONS

NCAA TOURNAMENT (New York)

Mar. 20	Ohio State		37	45
Mar. 21	Tufts (consolation)		66	56

* Denotes overtime period.	1464	1042
(N1) Louisville		
(N2) Buffalo, N. Y.		

1945-46—Won 28, Lost 2.

COACH: Adolph Rupp

CAPTAIN: Jack Parkinson

Dec. 1	Ft. Knox	(H)	59	36
Dec. 7	Western Ontario	(H)	51	42
Dec. 8	Western Ontario	(H)	71	28
Dec. 15	Cincinnati	(H)	67	31
Dec. 18	Arkansas	(H)	67	42
Dec. 21	Oklahoma	(H)	43	33
Dec. 29	St. John's	(A)	73	59
Jan. 1	Temple	(A)	45	53
Jan. 5	Ohio U.	(H)	57	48
Jan. 7	Fort Benning	(H)	81	25
Jan. 12	Michigan State	(A)	55	44
Jan. 14	Xavier	(A)	62	36
Jan. 19	Tennessee	(A)	50	32
Jan. 21	Georgia Tech	(A)	68	43
Jan. 26	Notre Dame	(N1)	47	56
Jan. 28	Georgia Tech	(H)	54	26
Feb. 2	Michigan State	(H)	59	51
Feb. 4	Vanderbilt	(A)	59	37
Feb. 9	Vanderbilt	(N2)	64	31
Feb. 16	Tennessee	(H)	54	34
Feb. 19	Ohio U.	(A)	60	52
Feb. 23	Xavier	(H)	83	40

SEC TOURNAMENT (Louisville, Ky.)

Feb. 28	Auburn		69	24
Mar. 1	Florida		69	32
Mar. 2	Alabama		59	30
Mar. 2	Louisiana State (championship)		59	36

SEC CHAMPIONS

POST-SEASON GAME

Louisville, Ky.

Mar. 9	Temple		54	43
--------	--------	--	----	----

NATIONAL INVITATION TOUR. (New York)

Mar. 16	Arizona		77	53
Mar. 18	West Virginia		59	51
Mar. 20	Rhode Island (Championship)		46	45

(N1) Louisville		1821	1198
(N2) Paducah, Ky.			

Date	Team	Site	Ky.	Opp.
1946-47—Won 34, Lost 3.				
COACH: Adolph Rupp				
CAPTAIN: Ken Rollins				
Nov. 28	Indiana Central	(H)	78	36
Nov. 30	Tulane	(H)	64	35
Dec. 2	Ft. Knox	(H)	68	31
Dec. 7	Cincinnati	(A)	80	49
Dec. 9	Idaho	(H)	65	35
Dec. 12	De Paul	(N1)	65	45
Dec. 14	Texas A&M	(H)	83	18
Dec. 16	Miami (Ohio) U.	(H)	62	49
Dec. 21	St. John's	(N2)	70	50
Dec. 23	Baylor	(H)	75	34
Dec. 28	Wabash	(H)	96	24
SUGAR BOWL (New Orleans, La.)				
Dec. 30	Oklahoma A&M		31	37
Jan. 4	Ohio U.	(H)	46	36
Jan. 11	Dayton U.	(H)	70	29
Jan. 13	Vanderbilt	(A)	82	30
Jan. 18	Tennessee	(A)	54	39
Jan. 20	Georgia Tech	(A)	70	47
Jan. 21	Georgia	(A)	84	45
Jan. 25	Xavier	(H)	71	34
Jan. 27	Michigan State	(H)	86	36
Feb. 1	Notre Dame	(N1)	60	30
Feb. 3	Alabama	(A)	48	37
Feb. 8	De Paul	(A)	47	53
Feb. 10	Georgia	(H)	81	40
Feb. 15	Tennessee	(H)	61	46
Feb. 17	Alabama	(H)	63	33
Feb. 19	Xavier	(A)	58	31
Feb. 21	Vanderbilt	(H) (M)	84	41
Feb. 22	Georgia Tech	(H)	83	46
SEC TOURNAMENT (Louisville, Ky.)				
Feb. 27	Vanderbilt		98	29
Feb. 28	Auburn		84	18
Mar. 1	Georgia Tech		75	53
Mar. 1	Tulane (championship)		55	38
SEC CHAMPIONS				
POST-SEASON GAME (Louisville)				
Mar. 8	Temple		68	29
NATIONAL INVITATION TOURNAMENT New York, N. Y.				
Mar. 17	Long Island		63	62
Mar. 19	North Carolina State		60	42
Mar. 24	Utah		45	49

(N1) Louisville 2533 1416
(N2) Mad. Sq. Gar., Record Crowd, 18,493

1947-48—Won 36, Lost 3.

COACH: Adolph Rupp
CAPTAIN: Kenneth Rollins

Nov. 29	Indiana Central	(H)	80	41
Dec. 1	Ft. Knox	(H)	80	41
Dec. 5	Tulsa U.	(H)	72	18
Dec. 6	Tulsa U.	(H)	71	22
Dec. 10	De Paul	(N1)	74	50
Dec. 13	Cincinnati	(A)	67	31
Dec. 17	Xavier U.	(H)	79	37
Dec. 20	Temple U.	(A)	59	60
Dec. 23	St. John's	(A)	52	40
Jan. 2	Creighton	(A)	65	23
Jan. 3	Western Ontario	(H)	98	41
Jan. 5	Miami (Ohio)	(A)	67	53
Jan. 10	Michigan State	(A)	47	45
Jan. 12	Ohio U.	(A)	79	57
Jan. 17	Tennessee	(A)	65	54
Jan. 19	Georgia Tech	(A)	71	56
Jan. 20	Georgia	(A)	88	51
Jan. 24	Cincinnati	(H)	70	43
Jan. 31	De Paul	(A)	68	51
Feb. 2	Notre Dame	(A)	55	64
Feb. 5	Alabama	(A)	41	31
Feb. 5	Washington U.	(N2)	69	39

Date	Team	Site	Ky.	Opp.
Feb. 9	Vanderbilt	(A)	82	51
Feb. 14	Tennessee	(H)	69	42
Feb. 16	Alabama	(H)	63	33
Feb. 20	Vanderbilt	(H)	79	43
Feb. 21	Georgia Tech	(H)	78	54
Feb. 24	Temple	(N1)	58	38
Feb. 28	Xavier	(A)	59	37

SEC TOURNAMENT (Louisville, Ky.)

Mar. 4	Florida		87	31
Mar. 5	Louisiana State		63	47
Mar. 6	Tennessee		70	47
Mar. 6	Georgia Tech (championship)		54	43

SEC CHAMPIONS

NCAA TOURNAMENT (New York)

Mar. 18	Columbia		76	53
Mar. 20	Holy Cross		60	52
Mar. 23	Baylor (championship)		58	42

NATIONAL CHAMPIONS

OLYMPIC TRIALS (New York)

Mar. 27	Louisville		91	57
Mar. 29	Baylor		77	59

(Championship—Collegiate Bracket)

Mar. 31	Phillips Oilers (AAU Champs)		49	53
----------------	-------------------------------------	--	-----------	-----------

(N1) Louisville 2690 1730

(N2) Memphis

OLYMPIC TEAM EXHIBITION GAMES

Kentucky vs. Phillips Oilers

6-30-48	—Tulsa, Okla.		52	60
7- 2-48	—Kansas City, Mo.		70	**69
7- 9-48	—Lexington, Ky.		50	56

†OLYMPIC GAMES (London, England)

July 30	Switzerland		86	21
Aug. 2	Czechoslovakia		53	28
Aug. 3	Argentina		59	57
Aug. 4	Egypt		66	28
Aug. 6	Peru		61	33
Aug. 9	Uruguay		63	28
Aug. 11	Mexico		71	40
Aug. 13	France (championship)		65	21

WORLD CHAMPIONS

** Denotes two overtime periods.

† Kentucky participated as part of U.S. basketball entry.

1948-49—Won 32, Lost 2.

COACH: Adolph Rupp
CAPTAIN:

Nov. 29	Indiana Central	(H)	74	38
Dec. 8	De Paul	(N1)	67	36
Dec. 10	Tulsa U.	(H)	81	27
Dec. 13	Arkansas	(H)	76	39
Dec. 16	Holy Cross	(A)	51	48
Dec. 18	St. John's	(A)	57	30
Dec. 22	Tulane	(N1)	51	47

SUGAR BOWL (New Orleans, La.)

Dec. 29	Tulane		78	47
Dec. 30	St. Louis		40	42

Jan. 11	Bowling Green	(N2)	63	61
Jan. 15	Tennessee	(A)	66	51
Jan. 17	Georgia Tech	(A)	56	45
Jan. 22	De Paul	(A)	56	45
Jan. 29	Notre Dame	(N1)	62	38
Jan. 31	Vanderbilt	(A)	72	50
Feb. 2	Alabama	(A)	56	40
Feb. 3	Mississippi	(N3)	75	45
Feb. 5	Bradley	(N4)	62	52
Feb. 8	Tennessee	(H)	71	56
Feb. 12	Xavier	(H)	96	50
Feb. 14	Alabama	(H)	74	32
Feb. 16	Mississippi	(H)	85	31
Feb. 19	Georgia Tech	(H)	78	32

Date	Team	Site	Ky.	Opp.
Feb. 21	Georgia	(H)	95	40
Feb. 24	Xavier	(A)	51	40
Feb. 26	Vanderbilt	(H)	70	37

SEC TOURNAMENT (Louisville, Ky.)

Mar. 3	Florida		73	36
Mar. 4	Auburn		70	39
Mar. 5	Tennessee		83	44
Mar. 5	Tulane (championship)		68	52

SEC CHAMPIONS

NATIONAL INVITATION TOUR. (New York)

Mar. 14	Loyola of Chicago		56	67
---------	-------------------	--	----	----

NCAA TOURNAMENT
(Eastern Regionals)

New York, N. Y.

Mar. 21	Villanova		85	72
Mar. 22	Illinois		76	47

NCAA FINALS (Seattle, Wash.)

Mar. 26	Oklahoma A&M (championship)		46	36
---------	--------------------------------	--	----	----

2320 1492

NATIONAL CHAMPIONS

(N1) Louisville (N3) Memphis
(N2) Cleveland (N4) Owensboro, Ky.

1949-50—Won 25, Lost 5.

COACH: Adolph Rupp
CAPTAIN: Dale Barnstable

Dec. 3	Indiana Central	(H)	84	61
Dec. 10	Western Ontario	(H)	90	18
Dec. 15	St. John's	(A)	58	69
Dec. 21	De Paul	(N1)	49	47
Dec. 25	Purdue	(A)	60	54

SUGAR BOWL (New Orleans, La.)

Dec. 29	Villanova		57	*56
Dec. 30	Bradley (championship)		71	66

Jan. 2	Arkansas	(A)	57	53
Jan. 4	Mississippi State	(N2)	87	55
Jan. 9	North Carolina U.	(H)	83	44
Jan. 14	Tennessee	(A)	53	66
Jan. 16	Georgia Tech	(A)	61	47
Jan. 17	Georgia	(A)	60	71
Jan. 21	De Paul	(A)	86	53
Jan. 23	Notre Dame	(A)	51	64
Jan. 26	Xavier	(A)	58	47
Jan. 28	Georgia	(H)	88	56
Jan. 30	Vanderbilt	(A)	58	54
Feb. 2	Alabama	(A)	66	64
Feb. 4	Mississippi	(N3)	61	55
Feb. 11	Tennessee	(H)	79	52
Feb. 13	Alabama	(H)	77	57
Feb. 15	Mississippi	(H)	90	50
Feb. 18	Georgia Tech	(H)	97	62
Feb. 23	Xavier	(H)	58	53
Feb. 25	Vanderbilt	(H)	70	66

SEC TOURNAMENT (Louisville, Ky.)

Mar. 2	Mississippi State		56	46
Mar. 3	Georgia		79	63
Mar. 4	Tennessee (championship)		95	58

SEC CHAMPIONS

NATIONAL INVITATION TOUR. (New York)

Mar. 14	City Col. of N. Y.		50	89
---------	--------------------	--	----	----

2089 1696

(N1) Louisville
(N2) Owensboro
(N3) Memphis

* Denotes overtime period.

Date	Team	Site	Ky.	Opp.
------	------	------	-----	------

MEMORIAL COLISEUM ERA

1950-51—Won 32, Lost 2.

(Including exhibition games, Kentucky won 39½ games and lost 2.)

COACH: Adolph Rupp
CAPTAIN: Walt Hirsch

Dec. 1	West Texas State	(H)	73	43
Dec. 9	†Purdue	(H)	70	52
Dec. 12	Xavier	(A)	67	56
Dec. 14	Florida	(H)	85	37
Dec. 16	Kansas	(H)	68	39
Dec. 23	St. John's	(A)	43	37

SUGAR BOWL (New Orleans, La.)

Dec. 29	St. Louis		42	*43
Dec. 30	Syracuse (consolation)		69	59

Jan. 5	Auburn	(H)	79	35
Jan. 8	De Paul	(H)	63	55
Jan. 13	Alabama	(H)	65	48
Jan. 15	Notre Dame	(H)	69	44
Jan. 20	Tennessee	(A)	70	45
Jan. 22	Georgia Tech	(A)	82	61
Jan. 27	Vanderbilt	(A)	74	49
Jan. 29	Tulane	(A)	104	68
Jan. 31	Louisiana State	(A)	81	59
Feb. 2	Mississippi State	(A)	80	60
Feb. 3	Mississippi	(N1)	86	39
Feb. 9	Georgia Tech	(H)	75	42
Feb. 13	Xavier	(H)	78	51
Feb. 17	Tennessee	(H)	86	61
Feb. 19	De Paul	(A)	60	57
Feb. 23	Georgia	(H)	88	41
Feb. 24	Vanderbilt	(H)	89	57

SEC CHAMPIONS

SEC TOURNAMENT (Louisville, Ky.)

Mar. 1	Mississippi State		92	70
Mar. 2	Auburn		84	54
Mar. 3	Georgia Tech		82	56
Mar. 3	Vanderbilt		57	61

POST-SEASON GAME

Mar. 13	Loyola of Chicago (H)		97	61
---------	-----------------------	--	----	----

NCAA TOURNAMENT

(First Round—Raleigh, N. C.)				
Mar. 20	Louisville		79	68
(Eastern Regional—New York N.Y.)				
Mar. 22	St. John's		59	43
Mar. 24	Illinois		76	74
(National Finals— Minneapolis, Minn.)				
Mar. 27	Kansas St. (championship)		68	58

NATIONAL CHAMPIONS 2540 1783

EXHIBITION GAME

Apr. 27	Ky. All-Stars	(H)	92	49
---------	---------------	-----	----	----

PUERTO RICO EXHIBITION TOUR

Aug. 25	San German Athletics		86	38
Aug. 26	Ponce Lions		83	43
Aug. 27	San Turce		93	40
Aug. 29	Univ. of Puerto Rico		91	44
Sept. 2	U. S. Navy		52	23
(Called at half on account of rain)				
Sept. 3	Puerto Rico All-Stars		75	46

† Memorial Coliseum Dedication Game.

* Denotes overtime period.

(N1) Owensboro, Ky.

1951-52—Won 29, Lost 3.

COACH: Adolph Rupp
CAPTAIN: Robert Watson

Dec. 8	Washington & Lee	(H)	96	46
Dec. 10	Xavier	(A)	97	72
Dec. 13	Minnesota	(A)	57	61
Dec. 17	St. John's	(H)	81	40

Date	Team	Site	Ky.	Opp.
Dec. 20	De Paul	(H)	98	60
Dec. 26	U.C.L.A.	(H)	84	53
SUGAR BOWL (New Orleans, La.)				
Dec. 28	Brigham Young		84	64
Dec. 29	St. Louis		60	61
Jan. 2	Mississippi†	(N1)	116	58
Jan. 5	Louisiana State	(H)	57	47
Jan. 7	Xavier	(H)	83	50
Jan. 12	Florida	(A)	99	52
Jan. 16	Georgia	(N2)	95	55
Jan. 19	Tennessee	(A)	65	56
Jan. 21	Georgia Tech	(A)	96	51
Jan. 26	Alabama	(A)	71	67
Jan. 28	Vanderbilt	(A)	88	51
Jan. 30	Auburn	(A)	88	48
Feb. 2	Notre Dame	(N3)	71	66
Feb. 4	Tulane	(H)	103	54
Feb. 6	Mississippi	(H)	81	61
Feb. 9	Georgia Tech	(H)	93	42
Feb. 11	Mississippi State	(H)	110	66
Feb. 16	Tennessee	(H)	95	40
Feb. 21	Vanderbilt	(H)	75	45
Feb. 23	De Paul	(A)	63	61

SEC CHAMPIONS

SEC TOURNAMENT (Louisville, Ky.)#

Feb. 28	Georgia Tech		80	59
Feb. 29	Tulane		85	61
Mar. 1	Tennessee		81	66
Mar. 1	Louisiana State		44	43

NCAA TOURNAMENT

(Eastern Regionals)
Raleigh, N. C.

Mar. 21	Penn. State		82	54
Mar. 22	St. John's		57	64

2635 1774

† Not counted as SEC game.

(N1) Owensboro, Ky.

(N2) Louisville

(N3) Chicago

Tournament abandoned after 1952.

1952-53—No Schedule.

(Under suspension by NCAA)

Intra-Squad Scrimmage Results

COACH: Adolph Rupp

CO-CAPTAINS: Cliff Hagan and Frank Ramsey

Dec. 13	Varsity	76	Freshmen	45
Jan. 19	Ramseys	71	Hagans	50
Feb. 4	Hagans	68	Ramseys	55
Feb. 28	Blues	49	Whites	47

264

197

1953-54—Won 25, Lost 0.

COACH: Adolph Rupp

CO-CAPTAINS: Cliff Hagan and Frank Ramsey

Dec. 5	Temple	(H)	86	59
Dec. 12	Xavier	(A)	81	66
Dec. 14	Wake Forest	(H)	101	69
Dec. 18	St. Louis	(A)	71	59

UK INVITATIONAL TOURNAMENT

Dec. 21	Duke		85	69
Dec. 22	LaSalle (championship)		73	60
Dec. 28	Minnesota	(H)	74	59
Jan. 4	Xavier	(H)	77	71
Jan. 9	Georgia Tech	(H)	105	53
Jan. 11	De Paul	(H)	81	63
Jan. 16	Tulane	(H)	94	43
Jan. 23	Tennessee	(A)	97	71
Jan. 30	Vanderbilt	(A)	85	63
Feb. 2	Georgia Tech	(N1)	99	48
Feb. 4	Georgia	(H)	106	55
Feb. 6	Georgia	(N2)	100	68

Date	Team	Site	Ky.	Opp.
Feb. 8	Florida	(A)	97	55
Feb. 13	Mississippi	(H)	88	62
Feb. 15	Mississippi State	(H)	81	49
Feb. 18	Tennessee	(H)	90	63
Feb. 20	De Paul	(A)	76	61
Feb. 22	Vanderbilt	(H)	100	64
Feb. 27	Auburn	(N3)	109	79
Mar. 1	Alabama	(A)	68	43

SEC PLAYOFF (Nashville, Tenn.)

(Playoff game to determine SEC champion and representative in NCAA Tournament. Kentucky and LSU tied for league title due to a schedule disagreement. Kentucky won but declined NCAA.)

Mar. 9	Louisiana State		63	56
				2187 1508

SEC CHAMPIONS

(N1) Louisville

(N2) Owensboro, Ky.

(N3) Montgomery

1954-55—Won 23, Lost 3.

COACH: Adolph Rupp

CAPTAIN: Bill Evans

Dec. 4	Louisiana State†	(H)	74	58
Dec. 11	Xavier	(A)	73	69
Dec. 18	Temple	(H)	79	61

UNIVERSITY OF KENTUCKY

INVITATIONAL TOURNAMENT

Lexington, Ky.

Dec. 21	Utah		70	65
Dec. 22	LaSalle (championship)		63	54
Dec. 30	St. Louis	(H)	82	65
Jan. 1	Temple	(A)	101	69
Jan. 8	Georgia Tech	(H)	58	59
Jan. 10	De Paul	(H)	92	59
Jan. 15	Tulane	(A)	58	44
Jan. 17	Louisiana State	(A)	64	62
Jan. 22	Tennessee	(A)	84	66
Jan. 29	Vanderbilt	(A)	75	71
Jan. 31	Georgia Tech	(A)	59	65
Feb. 3	Florida	(H)	87	63
Feb. 5	Mississippi	(N1)	84	66
Feb. 7	Mississippi State	(A)	61	56
Feb. 9	Georgia	(H)	86	40
Feb. 14	Xavier	(H)	66	55
Feb. 19	De Paul	(A)	76	72
Feb. 21	Vanderbilt	(H)	77	59
Feb. 26	Auburn	(H)	93	59
Feb. 28	Alabama	(H)	66	52
Mar. 5	Tennessee	(H)	104	61

SEC CHAMPIONS

NCAA TOURNAMENT

(Eastern Regionals)

Evanston, Illinois

Mar. 11	Marquette		71	79
Mar. 12	Penn State		84	59

1987 1588

† Game not counted in SEC standings.

(N1) Memphis

1955-56—Won 20, Lost 6.

COACH: Adolph Rupp

CAPTAIN: Phil Grawemeyer

Dec. 3	Louisiana State†	(A)	62	52
Dec. 10	Temple	(H)	61	73
Dec. 12	De Paul	(H)	71	69
Dec. 15	Maryland	(A)	62	61
Dec. 17	Idaho	(H)	91	49

UK INVITATIONAL TOURNAMENT

Dec. 20	Minnesota		72	65
Dec. 21	Dayton		74	89

Date	Team	Site	Ky.	Opp.
Dec. 28	St. Louis U.	(A)	101	80
Jan. 7	Georgia Tech	(H)	104	51
Jan. 12	Tulane	(H)	85	63
Jan. 14	Louisiana State	(H)	107	65
Jan. 21	Tennessee	(A)	95	68
Jan. 28	Vanderbilt	(A)	73	81
Jan. 30	Georgia Tech	(A)	84	62
Feb. 1	Duke	(H)	81	76
Feb. 4	Auburn	(N1)	82	81
Feb. 6	Florida	(A)	81	70
Feb. 11	Mississippi	(H)	88	49
Feb. 13	Mississippi State	(H)	86	65
Feb. 18	De Paul	(A)	79	81
Feb. 20	Vanderbilt	(H)	76	55
Feb. 25	Alabama	(N1)	77	101
Feb. 27	Georgia	(N2)	143	66
Mar. 3	Tennessee	(H)	101	77

NCAA TOURNAMENT

(Kentucky represented the SEC in NCAA when champion Alabama declined the bid.)
(Eastern Regionals) Iowa City, Iowa

Mar. 16	Wayne U.	(A)	84	64
Mar. 17	Iowa	(A)	77	89

2197 1802

† Game not counted in SEC standings.

(N1) Montgomery

(N2) Louisville

1956-57—Won 23, Lost 5.

COACH: Adolph Rupp

HONORARY CO-CAPTAINS:

Ed Beck and Gerry Calvert

Dec. 1	Washington & Lee	(H)	94	66
Dec. 3	Miami (Fla.)	(H)	114	75
Dec. 8	Temple	(A)	73	58
Dec. 10	St. Louis	(H)	70	71
Dec. 15	Maryland	(H)	76	55
Dec. 18	Duke	(A)	84	85

UK INVITATIONAL TOURNAMENT

Dec. 21	Southern Methodist		73	67
Dec. 22	Illinois (championship)		91	70

SUGAR BOWL (New Orleans, La.)

Dec. 28	Virginia Tech		56	55
Dec. 29	Houston (championship)		111	76
Jan. 5	Georgia Tech	(H)	95	72
Jan. 7	Loyola (Chicago)	(H)	81	62
Jan. 12	Louisiana State	(A)	51	46
Jan. 14	Tulane	(A)	60	68
Jan. 19	Tennessee	(A)	97	72
Jan. 26	Vanderbilt	(A)	91	83
Jan. 28	Georgia Tech	(A)	76	65
Jan. 30	Georgia	(H)	84	53
Feb. 2	Florida	(H)	88	61
Feb. 8	Mississippi	(N1)	75	69
Feb. 11	Mississippi State	(A)	81	89
Feb. 15	Loyola (Chicago)	(A)	115	65
Feb. 18	Vanderbilt	(H)	80	65
Feb. 23	Alabama	(H)	79	60
Feb. 25	Auburn	(H)	103	85
Mar. 2	Tennessee	(H)	93	75

SEC CHAMPIONS

NCAA TOURNAMENT

(Midwest Regional) Lexington, Ky.

Mar. 15	Pittsburgh		98	92
Mar. 16	Michigan State		68	80

(N1) Memphis 2357 1953

1957-58—Won 23, Lost 6.

COACH: Adolph Rupp

HONORARY CAPT.: Ed Beck

Dec. 2	Duke	(H)	78	74
Dec. 4	Ohio State	(A)	61	54
Dec. 7	Temple	(H)	85**	83
Dec. 9	Maryland	(A)	62	71

Date	Team	Site	Ky.	Opp.
Dec. 14	St. Louis	(A)	73	60
Dec. 16	Southern Methodist	(A)	64	65

UK INVITATIONAL TOURNAMENT

Dec. 20	West Virginia		70	77
Dec. 21	Minnesota		78	58
Dec. 23	Utah State	(H)	92	64
Dec. 30	Loyola (Chicago)	(H)	75	42
Jan. 4	Georgia Tech	(H)	76	60
Jan. 6	Vanderbilt	(A)	86	81
Jan. 11	Louisiana State	(H)	97	52
Jan. 13	Tulane	(H)	86	50
Jan. 18	Tennessee	(H)	77	68
Jan. 27	Georgia Tech	(A)	52	71
Jan. 29	Georgia	(N1)	74	55
Jan. 31	Florida	(A)	78	56
Feb. 8	Mississippi	(H)	96	65
Feb. 10	Mississippi State	(H)	72	62
Feb. 15	Loyola (Chicago)	(A)	56	57
Feb. 17	Vanderbilt	(H)	65	61
Feb. 22	Alabama	(N2)	45	*43
Feb. 24	Auburn	(N3)	63	64
Mar. 1	Tennessee	(A)	77	66

SEC CHAMPIONS

NCAA TOURNAMENT

(Midwest Regional) Lexington, Ky.

Mar. 14	Miami (Ohio)		94	70
Mar. 15	Notre Dame		89	56

(FINALS)

Louisville, Ky.

Mar. 21	Temple		61	60
Mar. 22	Seattle (championship)		84	72

2166 1817

NATIONAL COLLEGIATE CHAMPIONS FOR RECORD FOURTH TIME

*** Three overtime periods.

* One overtime period.

(N1) Atlanta (N3) Birmingham

(N2) Montgomery

1958-59—Won 24, Lost 3.

COACH: Adolph Rupp

HONORARY CAPT.: Johnny Cox

Dec. 1	Florida State	(H)	91	68
Dec. 6	Temple	(A)	76	71
Dec. 8	Duke	(A)	78	64
Dec. 11	Southern Methodist	(H)	72	60
Dec. 13	St. Louis	(H)	76	57
Dec. 15	Maryland	(H)	58	*56

UK INVITATIONAL TOURNAMENT

Dec. 19	Ohio State		95	76
Dec. 20	W. Virginia (championship)		97	91
Dec. 29	Navy	(H)	82	69
Dec. 30	Illinois	(N1)	76	75
Jan. 3	Georgia Tech	(H)	72	62
Jan. 6	Vanderbilt	(A)	66	75
Jan. 10	Louisiana State	(A)	76	61
Jan. 12	Tulane	(A)	85	68
Jan. 17	Tennessee	(H)	79	58
Jan. 26	Georgia Tech	(A)	94	70
Jan. 29	Georgia	(H)	108	55
Jan. 31	Florida	(H)	94	51
Feb. 7	Mississippi	(N2)	97	72
Feb. 9	Mississippi State	(A)	58	66
Feb. 14	Notre Dame	(N3)	71	52
Feb. 18	Vanderbilt	(H)	83	71
Feb. 21	Auburn	(H)	75	56
Feb. 23	Alabama	(H)	39	32
Feb. 28	Tennessee	(A)	69	56

NCAA TOURNAMENT

(Kentucky represented the SEC in NCAA when champion Miss. State declined the bid.)
(Midwest Regional) Evanston, Ill.

Mar. 13	Louisville		61	76
---------	------------	--	----	----

Date	Team	Site	Ky.	Opp.
Mar. 14	Marquette		98	69
			2126	1737

* Denotes overtime period.

(N1) Louisville (N3) Chicago, Ill.
(N2) Jackson, Miss.

1959-60—Won 18, Lost 7.

COACH: Adolph Rupp
CO-CAPTS.: Bill Lickert and Don Mills

Dec. 1	Colorado State	(H)	106	73
Dec. 4	UCLA	(A)	68	66
Dec. 5	So. California	(A)	73	87
Dec. 12	St. Louis	(A)	61	73
Dec. 14	Kansas	(A)	77	*72

UK INVITATIONAL TOURNAMENT

Dec. 18	North Carolina		76	70
Dec. 19	West Virginia		70	79
Dec. 20	Temple	(N1)	97	92
Dec. 28	Ohio State	(H)	96	93
Jan. 2	Georgia Tech	(H)	54	62
Jan. 5	Vanderbilt	(A)	76	59
Jan. 9	Louisiana State	(H)	77	45
Jan. 11	Tulane	(H)	68	42
Jan. 16	Tennessee	(A)	78	68
Jan. 25	Georgia Tech	(A)	44	65
Jan. 27	Georgia	(N2)	84	60
Jan. 29	Florida	(A)	75	62
Feb. 6	Mississippi	(H)	61	43
Feb. 8	Mississippi State	(H)	90	59
Feb. 13	Notre Dame	(H)	68	65
Feb. 16	Vanderbilt	(H)	68	60
Feb. 20	Auburn	(A)	60	61
Feb. 22	Alabama	(N3)	75	55
Feb. 27	Tennessee	(H)	63	65
Mar. 5	Pittsburgh	(H)	73	66

1838 1642

* Denotes overtime period.

(N1) Louisville (N3) Montgomery, Ala.
(N2) Columbus, Ga.

1960-61—Won 19, Lost 9.

COACH: Adolph Rupp
CAPTAIN: Dick Parsons

Dec. 1	Va. Military Inst.	(H)	72	56
Dec. 3	Florida State	(H)	58	63
Dec. 7	Notre Dame	(N1)	68	62
Dec. 13	North Carolina	(N2)	70	65
Dec. 17	Temple	(A)	58	66

UK INVITATIONAL TOURNAMENT

Dec. 21	Illinois		83	78
Dec. 22	St. Louis		72	*74
Dec. 31	Missouri	(H)	81	69
Jan. 2	Miami (Ohio)	(H)	70	58
Jan. 7	Georgia Tech	(H)	89	79
Jan. 9	Vanderbilt	(A)	62	64
Jan. 13	Louisiana State	(A)	59	73
Jan. 14	Tulane	(A)	70	72
Jan. 21	Tennessee	(H)	83	54
Jan. 30	Georgia Tech	(A)	60	62
Feb. 4	Florida	(H)	89	68
Feb. 7	Georgia	(H)	74	67
Feb. 11	Mississippi	(N3)	74	60
Feb. 13	Mississippi State	(A)	68	62
Feb. 17	UCLA	(H)	77	76
Feb. 21	Vanderbilt	(H)	60	59
Feb. 25	Alabama	(H)	80	53
Feb. 27	Auburn	(H)	77	51
Mar. 4	Tennessee	(A)	68	61

SEC PLAYOFF (Knoxville, Tenn.)

(To determine SEC representative in NCAA Tournament after champion Miss. State declined bid. Second place Kentucky and Vanderbilt each had 10-4 records.)

Date	Team	Site	Ky.	Opp.
Mar. 9	Vanderbilt		88	67
Mar. 11	Marquette	(N4)	72	88

NCAA TOURNAMENT (Midwest Regional) Louisville, Ky.

Mar. 17	Morehead		71	64
Mar. 18	Ohio State		74	87

2027 1858

(N1) Louisville, Ky.
(N2) Greensboro, N. C.
(N3) Jackson, Miss.
(N4) Chicago, Ill.

* Denotes one overtime period.

1961-62—Won 23, Lost 3.

COACH: Adolph Rupp
CAPTAIN: Larry Pursiful

Dec. 2	Miami (Ohio)	(H)	93	61
Dec. 4	So. California	(H)	77	79
Dec. 11	St. Louis	(H)	86	77
Dec. 16	Baylor	(H)	94	60
Dec. 18	Temple	(H)	78	55

UK INVITATIONAL TOURNAMENT

Dec. 22	Tennessee		96	69
Dec. 23	Kansas St. (championship)		80	67
Dec. 27	Yale	(H)	79	58
Dec. 30	Notre Dame	(N1)	100	53
Jan. 2	Virginia	(H)	93	73
Jan. 6	Georgia Tech	(H)	89	70
Jan. 8	Vanderbilt	(A)	77	68
Jan. 12	Louisiana State	(H)	84	63
Jan. 15	Tennessee	(A)	95	82
Jan. 29	Georgia Tech	(A)	71	62
Jan. 31	Georgia	(N2)	86	59
Feb. 2	Florida	(A)	81	69
Feb. 10	Mississippi	(H)	83	60
Feb. 12	Mississippi State	(H)	44	49
Feb. 19	Vanderbilt	(H)	87	80
Feb. 24	Alabama	(A)	73	65
Feb. 26	Auburn	(A)	63	60
Mar. 5	Tulane	(H)	97	72
Mar. 10	Tennessee	(H)	90	59

SEC CO-CHAMPIONS

NCAA TOURNAMENT (Midwest Regional) Iowa City, Iowa

Mar. 16	Butler		81	60
Mar. 17	Ohio State		64	74

2141 1704

(N1) Freedom Hall, Louisville
(N2) Ga. Tech Coliseum, Atlanta

1962-63—Won 16, Lost 9.

COACH: Adolph Rupp
CAPTAIN: Scotty Baesler

Dec. 1	Virginia Tech	(H)	77	80
Dec. 8	Temple	(A)	56	52
Dec. 12	Florida State	(H)	83	54
Dec. 15	Northwestern	(H)	71	60
Dec. 17	North Carolina	(H)	66	68

UK INVITATIONAL TOURNAMENT

Dec. 21	Iowa		94	69
Dec. 22	West Va. (Championship)		79	75
Dec. 27	Dartmouth	(H)	95	49
Dec. 29	Notre Dame	(N1)	78	70
Dec. 31	St. Louis	(A)	63	87
Jan. 5	Georgia Tech	(H)	85	**86
Jan. 7	Vanderbilt	(A)	106	82
Jan. 11	Louisiana State	(A)	63	56
Jan. 12	Tulane	(A)	81	72
Jan. 19	Tennessee	(H)	69	*78
Jan. 26	Xavier	(H)	90	76
Jan. 28	Georgia Tech	(A)	62	66
Jan. 31	Georgia	(H)	74	67
Feb. 2	Florida	(H)	94	71

Date	Team	Site	Ky.	Opp.
Feb. 9	Mississippi	(N2)	75	69
Feb. 11	Mississippi State	(A)	52	56
Feb. 18	Vanderbilt	(H)	67	69
Feb. 23	Auburn	(H)	78	59
Feb. 25	Alabama	(H)	80	63
Mar. 2	Tennessee	(A)	55	63

1893 1697

(N1) Louisville (N2) Jackson

* Denotes overtime periods

1963-64—Won 21, Lost 6.

COACH: Adolph Rupp

CO-CAPTS.: Cotton Nash and Ted Deeken

Nov. 30	Virginia	(H)	75	64
Dec. 2	Texas Tech	(H)	107	91
Dec. 7	Northwestern	(A)	95	63
Dec. 9	North Carolina	(H)	100	80
Dec. 14	Baylor	(H)	101	65

UK INVITATIONAL TOURNAMENT

Dec. 20	Wisconsin		108	85
Dec. 21	Wake Forest		98	75

(Championship)

Dec. 28	Notre Dame	(N1)	101	81
---------	------------	------	-----	----

SUGAR BOWL (New Orleans, La.)

Dec. 30	Loyola (La.)		86	64
Dec. 31	Duke (Championship)		81	79

Jan. 4	Georgia Tech	(A)	67	76
Jan. 6	Vanderbilt	(A)	83	85
Jan. 10	Louisiana State	(H)	103	84
Jan. 11	Tulane	(H)	105	63
Jan. 18	Tennessee	(H)	66	57
Jan. 25	Georgia Tech	(H)	79	62
Feb. 1	Florida	(A)	77	72
Feb. 3	Georgia	(A)	103	83
Feb. 8	Mississippi	(H)	102	59
Feb. 10	Mississippi State	(H)	65	59
Feb. 17	Vanderbilt	(H)	104	73
Feb. 22	Auburn	(N2)	99	79
Feb. 24	Alabama	(A)	59	65
Feb. 29	Tennessee	(A)	42	38
Mar. 2	St. Louis	(H)	60	67

SEC CHAMPIONS

NCAA TOURNAMENT

(Mideast Regional)
Minneapolis, Minn.

Mar. 13	Ohio University		69	85
Mar. 14	Loyola (Chicago)		91	100

2326 1954

(N1) Louisville

(N2) Montgomery, Ala.

1964-65—Won 15, Lost 10.

COACH: Adolph Rupp

CAPTAIN: Randy Embry

Dec. 4	Iowa	(H)	85	77
Dec. 7	North Carolina	(N1)	67	82
Dec. 9	Iowa State	(H)	100	74
Dec. 12	Syracuse	(H)	110	77

UK INVITATIONAL TOURNAMENT

Dec. 18	West Virginia		102	78
Dec. 19	Illinois		86	91

Dec. 22	St. Louis	(A)	75	80
Dec. 29	Notre Dame	(N2)	97	111

Jan. 2	Dartmouth	(H)	107	67
Jan. 5	Vanderbilt	(H)	79	97

Jan. 9	Louisiana State	(A)	79	66
Jan. 11	Tulane	(A)	102	72

Jan. 16	Tennessee	(A)	58	77
Jan. 18	Auburn	(H)	73	67

Jan. 23	Florida	(A)	68	84
---------	---------	-----	----	----

Date	Team	Site	Ky.	Opp.
Jan. 25	Georgia	(A)	102	82
Jan. 30	Florida	(H)	78	61
Feb. 1	Georgia	(H)	96	64
Feb. 6	Mississippi	(H)	102	65
Feb. 8	Mississippi State	(H)	74	56
Feb. 16	Vanderbilt	(A)	90	91
Feb. 20	Auburn	(A)	69	88
Feb. 22	Alabama	(A)	71	75
Feb. 27	Tennessee	(H)	61	60
Mar. 1	Alabama	(H)	78	72

2109 1914

(N1) Charlotte, N. C.

(N2) Louisville, Ky.

1965-66—Won 32, Lost 2.

COACH: Adolph Rupp

HON. CAPT.: (None)

Dec. 1	Hardin-Simmons	(H)	83	55
Dec. 4	Virginia	(A)	99	73
Dec. 8	Illinois	(A)	86	68
Dec. 11	Northwestern	(H)	86	75

UK INVITATIONAL TOURNAMENT

Dec. 17	Air Force		78	58
Dec. 18	Indiana (Championship)		91	56

Dec. 22	Texas Tech	(A)	89	73
Dec. 29	Notre Dame	(N1)	103	69

Jan. 3	St. Louis	(H)	80	70
Jan. 8	Florida	(A)	78	64

Jan. 10	Georgia	(A)	69	**65
Jan. 15	Vanderbilt	(H)	96	83

Jan. 24	Louisiana State	(H)	111	85
Jan. 29	Auburn	(H)	115	78

Jan. 31	Alabama	(H)	82	62
Feb. 2	Vanderbilt	(A)	105	90

Feb. 5	Georgia	(H)	74	50
Feb. 7	Florida	(H)	85	75

Feb. 12	Auburn	(A)	77	64
Feb. 14	Alabama	(A)	90	67

Feb. 19	Mississippi State	(A)	73	69
Feb. 21	Mississippi	(A)	108	65

Feb. 26	Tennessee	(H)	78	64
Mar. 5	Tennessee	(A)	62	69

Mar. 7	Tulane	(H)	103	74
--------	--------	-----	-----	----

SEC Champions

NCAA TOURNAMENT

(Mideast Regional—Iowa City, Iowa)

Mar. 11	Dayton		86	79
Mar. 12	Michigan		84	77

(Finals—College Park, Md.)

Mar. 18	Duke		83	79
Mar. 19	Texas Western		65	72

2519 2028

INTERNATIONAL UNIVERSITIES TOURNAMENT

Tel Aviv, Israel

Aug. 3	Warsaw Univ.		67	58
Aug. 4	Cambridge Univ.		104	45

Aug. 6	Salonika Univ.		91	60
Aug. 10	Istanbul Univ.		82	36

Aug. 11	Warsaw Univ.		87	57
---------	--------------	--	----	----

(Championship)

2950 2284

(N1) Louisville

** Double overtime

1966-67—Won 13, Lost 13.

COACH: Adolph Rupp

HON. CAPT.: (None)

Dec. 3	Virginia	(H)	104	84
Dec. 5	Illinois	(H)	97	*98

Dec. 10	Northwestern	(A)	118	116
Dec. 13	North Carolina	(H)	55	64

Date	Team	Site	Ky.	Opp.
Dec. 17	Florida	(H)	75	78
UK INVITATIONAL TOURNAMENT				
Dec. 22	Oregon State		96	66
Dec. 23	Kansas St. (Championship)		83	79
Dec. 28	Cornell	(H)	77	92
Dec. 31	Notre Dame	(N1)	96	85
Jan. 5	Vanderbilt	(H)	89	*91
Jan. 14	Florida	(A)	72	89
Jan. 16	Georgia	(A)	40	49
Jan. 21	Auburn	(H)	60	58
Jan. 23	Tennessee	(H)	50	**52
Jan. 28	Louisiana State	(H)	102	72
Jan. 30	Mississippi	(H)	96	53
Feb. 4	Louisiana State	(A)	105	84
Feb. 6	Mississippi	(A)	79	70
Feb. 11	Mississippi State	(H)	72	*77
Feb. 13	Tennessee	(A)	57	76
Feb. 18	Mississippi State	(A)	103	74
Feb. 20	Georgia	(H)	101	76
Feb. 25	Alabama	(A)	71	81
Feb. 27	Auburn	(A)	49	60
Mar. 4	Vanderbilt	(A)	94	110
Mar. 6	Alabama	(H)	110	78

2151 2012

(N1) Louisville

* Overtime

** Double Overtime

1967-68—Won 22, Lost 5.

COACH: Adolph Rupp
CAPTAIN: Thad Jaracz

Dec. 2	Michigan	(A)	96	79
Dec. 4	Florida	(H)	99	76
Dec. 6	Xavier	(H)	111	76
Dec. 9	Pennsylvania	(H)	64	49
Dec. 12	North Carolina	(N1)	77	84

UK INVITATIONAL TOURNAMENT

Dec. 22	Dayton		88	85
Dec. 23	South Carolina		76	66

(Championship)

Dec. 30	Notre Dame	(N2)	81	73
Jan. 6	Vanderbilt	(A)	94	78
Jan. 8	Alabama	(A)	84	76
Jan. 13	Florida	(A)	78	96
Jan. 15	Georgia	(H)	104	73
Jan. 20	Auburn	(A)	73	74
Jan. 22	Tennessee	(A)	59	87
Jan. 27	Louisiana State	(A)	121	95
Jan. 29	Mississippi	(A)	85	76
Feb. 3	Louisiana State	(H)	109	96
Feb. 5	Mississippi	(H)	78	62
Feb. 10	Mississippi State	(A)	92	84
Feb. 12	Tennessee	(H)	60	59
Feb. 17	Mississippi State	(H)	107	81
Feb. 19	Georgia	(A)	106	87
Feb. 24	Alabama	(H)	96	83
Feb. 26	Auburn	(H)	89	57
Mar. 2	Vanderbilt	(H)	85	80

SEC Champions

NCAA TOURNAMENT
MIDEAST REGIONAL

Lexington, Ky.

Mar. 15	Marquette		107	89
Mar. 16	Ohio State		81	82

2400 2103

(N1) Greensboro, N.C. (N2) Louisville

1968-69—Won 23, Lost 5.

COACH: Adolph Rupp
CAPTAIN: Phil Argento

Nov. 30	Xavier	(H)	115	77
Dec. 2	Miami	(A)	86	77

Date	Team	Site	Ky.	Opp.
Dec. 7	North Carolina	(H)	77	87
Dec. 14	Pennsylvania	(A)	102	78
UK INVITATIONAL TOURNAMENT				
Dec. 20	Michigan		112	104
Dec. 21	Army		80	65
(Championship)				
Dec. 28	Notre Dame	(N1)	110	90
Dec. 31	Wisconsin	(N2)	65	69
Jan. 4	Mississippi	(A)	69	59
Jan. 6	Mississippi State	(A)	91	72
Jan. 11	Florida	(H)	88	67
Jan. 13	Georgia	(H)	88	68
Jan. 18	Tennessee	(A)	69	66
Jan. 25	Louisiana State	(A)	108	96
Jan. 27	Alabama	(A)	83	*70
Feb. 1	Vanderbilt	(H)	103	89
Feb. 3	Auburn	(H)	105	93
Feb. 8	Mississippi	(H)	104	68
Feb. 10	Mississippi State	(H)	91	69
Feb. 15	Florida	(A)	81	82
Feb. 17	Georgia	(A)	85	77
Feb. 22	Louisiana State	(H)	103	89
Feb. 26	Alabama	(H)	108	79
Mar. 1	Vanderbilt	(A)	99	101
Mar. 3	Auburn	(A)	90	86
Mar. 8	Tennessee	(H)	84	69

SEC Champions

NCAA TOURNAMENT
MIDEAST (Madison, Wisc.)

Mar. 13	Marquette	(N)	74	81
Mar. 15	Miami	(N)	72	71

2542 2199

(N1) Louisville; (N2) Chicago

1969-70—Won 26, Lost 2.

COACH: Adolph Rupp
CO-CAPTAINS: Dan Issel and Mike Pratt

Dec. 1	West Virginia	(H)	106	87
Dec. 6	Kansas	(H)	115	85
Dec. 8	North Carolina	(N1)	94	87
Dec. 13	Indiana	(H)	109	92

UK INVITATIONAL TOURNAMENT

Dec. 19	Navy		73	59
Dec. 20	Duke		98	76

(Championship)

Dec. 27	Notre Dame	(N2)	102	100
Dec. 29	Miami (Ohio)	(H)	80	58
Jan. 3	Mississippi	(H)	95	73
Jan. 5	Mississippi State	(H)	111	76
Jan. 10	Florida	(A)	88	69
Jan. 12	Georgia	(A)	72	71
Jan. 17	Tennessee	(H)	68	52
Jan. 24	Louisiana State	(H)	109	96
Jan. 26	Alabama	(H)	86	71
Jan. 31	Vanderbilt	(A)	81	89
Feb. 2	Auburn	(A)	84	83
Feb. 7	Mississippi	(A)	120	85
Feb. 9	Mississippi State	(A)	86	57
Feb. 14	Florida	(H)	110	66
Feb. 16	Georgia	(H)	116	86
Feb. 21	Louisiana State	(A)	121	105
Feb. 23	Alabama	(A)	98	89
Feb. 28	Vanderbilt	(H)	90	86
Mar. 2	Auburn	(H)	102	81
Mar. 7	Tennessee	(A)	86	69

SEC Champions

NCAA TOURNAMENT
MIDEAST (Columbus, Ohio)

Mar. 12	Notre Dame	(N3)	109	99
Mar. 14	Jacksonville	(N3)	100	106

2709 2253

(N1) Charlotte, N.C.; (N2) Louisville;
(N3) Columbus, Ohio

Date Team Site Ky. Opp.

1970-71—Won 22, Lost 6.

COACH: Adolph Rupp
HON. CO-CAPTAINS: Mike Casey and Larry Steele

Dec. 1	Northwestern	(A)	115	100
Dec. 5	Michigan	(H)	104	93
Dec. 7	West Virginia	(A)	106	100
Dec. 12	Indiana	(A)	95	93

UK INVITATIONAL TOURNAMENT

Dec. 18	De Paul		106	85
Dec. 19	Purdue		83	89

(Championship)

Dec. 22	Oregon State	(H)	84	78
Dec. 29	Notre Dame	(N1)	92	99
Jan. 2	Mississippi	(A)	103	95
Jan. 4	Miss. State	(A)	79	71
Jan. 9	Florida	(H)	101	75
Jan. 11	Georgia	(H)	79	66
Jan. 16	Tennessee	(A)	71	75
Jan. 23	Louisiana State	(A)	82	79
Jan. 25	Alabama	(A)	86	73
Jan. 30	Vanderbilt	(H)	102	92
Feb. 1	Auburn	(H)	114	76
Feb. 6	Mississippi	(H)	121	86
Feb. 8	Miss. State	(H)	102	83
Feb. 13	Florida	(A)	65	74
Feb. 15	Georgia	(A)	107	95
Feb. 20	Louisiana State	(H)	110	73
Feb. 22	Alabama	(H)	101	74
Feb. 27	Vanderbilt	(A)	119	90
Mar. 1	Auburn	(A)	102	83
Mar. 6	Tennessee	(H)	84	78

SEC Champions

NCAA TOURNAMENT

MIDEAST REGIONAL (Athens, Ga.)

Mar. 18	Western Ky. (N2)		83	107
Mar. 20	Marquette (N2)		74	91

2670 2373

(N1) Louisville; (N2) Athens, Ga.

1971-72—Won 21, Lost 7.

COACH: Adolph Rupp
HON. CO-CAPTAINS: Stan Key and Tom Parker

Dec. 1	Northwestern	(H)	94	85
Dec. 4	Kansas	(A)	79	69
Dec. 6	Kansas State	(A)	71	64
Dec. 11	Indiana	(N1)	89	**90
Dec. 13	Michigan State	(H)	85	91

UK INVITATIONAL TOURNAMENT

Dec. 17	Missouri		83	79
Dec. 18	Princeton		96	82

(Championship)

Dec. 28	Notre Dame	(N1)	83	67
Jan. 8	Mississippi	(H)	93	82
Jan. 10	Mississippi State	(H)	104	76
Jan. 15	Florida	(A)	70	72
Jan. 17	Georgia	(A)	73	85
Jan. 22	Tennessee	(H)	72	70
Jan. 24	Vanderbilt	(H)	106	80
Jan. 29	Louisiana State	(H)	89	71
Jan. 31	Alabama	(H)	77	74
Feb. 5	Vanderbilt	(A)	85	*80
Feb. 7	Auburn	(A)	78	72
Feb. 12	Mississippi	(A)	90	82
Feb. 14	Mississippi State	(A)	63	55
Feb. 19	Florida	(H)	95	68
Feb. 21	Georgia	(H)	87	63
Feb. 26	Louisiana State	(A)	71	88
Feb. 28	Alabama	(A)	70	73
Mar. 6	Auburn	(H)	102	67
Mar. 9	Tennessee	(A)	67	66

SEC Co-Champions (Earned NCAA bid by beating Tennessee twice)

NCAA TOURNAMENT
MIDEAST REGIONAL (Dayton, Ohio)

Date Team Site Ky. Opp.

Mar. 16	Marquette	(N2)	85	69
Mar. 18	Florida State	(N2)	54	73

2311 2093

(N1) Louisville; (N2) Dayton, Ohio

JOE HALL ERA

1972-73—Won 20, Lost 8.

COACH: Joe B. Hall
HON. CAPTAIN: Jim Andrews

Nov. 29	Chilean NAT (Exh)†	(H)	125	62
Dec. 2	Michigan State	(A)	75	66
Dec. 4	Iowa	(H)	66	79
Dec. 9	Indiana	(A)	58	64
Dec. 11	North Carolina	(N1)	70	78

UK INVITATIONAL TOURNAMENT

Dec. 15	Nebraska		85	60
Dec. 16	Oregon		95	68

(Championship)

Dec. 23	Kansas	(H)	77	71
Dec. 30	Notre Dame	(N1)	65	63
Jan. 6	Mississippi	(A)	58	61
Jan. 8	Mississippi State	(A)	90	81
Jan. 13	Florida	(H)	95	65
Jan. 15	Georgia	(H)	89	68
Jan. 20	Tennessee	(A)	64	65
Jan. 22	Vanderbilt	(A)	75	76
Jan. 27	Louisiana State	(A)	86	71
Jan. 29	Alabama	(A)	95	93
Feb. 3	Vanderbilt	(H)	76	83
Feb. 5	Auburn	(H)	88	57
Feb. 10	Mississippi	(H)	88	70
Feb. 12	Mississippi State	(H)	100	*87
Feb. 17	Florida	(A)	94	83
Feb. 19	Georgia	(A)	99	86
Feb. 24	Louisiana State	(H)	94	76
Feb. 26	Alabama	(H)	111	95
Mar. 3	Auburn	(A)	91	79
Mar. 8	Tennessee	(H)	86	81

SEC Champions

NCAA TOURNAMENT

MIDEAST REGIONAL (Nashville, Tenn.)

Austin Peay	(N2)	106	*100
Indiana	(N2)	65	72

2341 2098

(N1) Louisville; (N2) Nashville, Tenn.)

† Not counted in win or pts. total.

1973-74—Won 13, Lost 13

COACH: Joe B. Hall
CAPTAIN: Ronnie Lyons

Dec. 1	Miami (O.)	(H)	81	68
Dec. 3	Kansas	(A)	63	71
Dec. 8	Indiana	(N1)	68	77
Dec. 10	North Carolina	(N2)	84	101
Dec. 14	Iowa	(A)	88	80

UK INVITATIONAL TOURNAMENT

Dec. 21	Dartmouth		102	77
Dec. 22	Stanford		78	77

(Championship)

Dec. 29	Notre Dame	(N1)	79	94
Jan. 5	Louisiana State	(A)	84	95
Jan. 7	Georgia	(H)	80	74
Jan. 12	Auburn	(H)	79	58
Jan. 14	Tennessee	(A)	54	67
Jan. 19	Mississippi	(H)	93	64
Jan. 21	Alabama	(A)	77	81
Jan. 26	Florida	(A)	91	82
Jan. 28	Vanderbilt	(H)	65	82
Feb. 2	Mississippi State	(A)	82	70
Feb. 4	Louisiana State	(H)	73	70
Feb. 9	Georgia	(A)	86	72
Feb. 11	Auburn	(A)	97	*99
Feb. 16	Tennessee	(H)	61	58
Feb. 18	Mississippi	(A)	60	61
Feb. 23	Alabama	(H)	71	94
Feb. 25	Florida	(H)	65	75
Mar. 2	Vanderbilt	(A)	69	71
Mar. 4	Mississippi State	(H)	108	69

(N1) Louisville; (N2) Greensboro, N.C.

Date	Team	Site	Ky.	Opp.
1974 AUSTRALIAN EXHIBITION TOUR (Not Counted in Won-Lost Record)				
May 13	Tahitian National Team		116	62
May 17	Australia		87	97
May 18	Newcastle		90	78
May 19	N.S.W. All Stars		123	67
May 21	Illawarra Hawks		115	57
May 22	N.S.W. All Stars		106	50
May 23	A.C.T.		96	69
May 25	Bulleen Heidelberg		88	83
May 26	St. Kilda Business House		80	67
May 27	Nunawading		99	82
May 28	Melbourne		79	86
May 30	Gippsland All Stars		127	74
May 31	Bulleen Heidelberg		72	71
June 1	Laker All Stars		111	83
June 3	So. Australian All Stars		109	96
June 4	So. Australian All Stars		110	81
June 5	So. Australian All Stars		111	84
June 6	Coburg		108	82
June 7	St. Kilda Business House		96	85

1923 1454

1974-75—Won 26, Lost 5

COACH: Joe B. Hall

CAPTAIN: Jimmy Dan Conner

Nov. 25	Ath. in Action†	(H)	103	65
Nov. 30	Northwestern	(H)	97	70
Dec. 2	Miami (O.)	(A)	80	73
Dec. 7	Indiana	(A)	74	98
Dec. 9	North Carolina	(N1)	90	78
UK INVITATIONAL TOURNAMENT				
Dec. 20	Washington State		97	75
Dec. 21	Oklahoma State		90	65
(Championship)				
Dec. 23	Kansas	(N1)	100	63
Dec. 28	Notre Dame	(N1)	113	96
Jan. 4	L. S. U.	(H)	115	80
Jan. 6	Georgia	(A)	96	77
Jan. 11	Auburn	(A)	85	90
Jan. 13	Tennessee	(H)	88	82
Jan. 18	Mississippi	(A)	85	82
Jan. 20	Alabama	(H)	74	69
Jan. 25	Florida	(H)	87	65
Jan. 27	Vanderbilt	(A)	91	90
Feb. 1	Mississippi State	(H)	112	79
Feb. 3	L. S. U.	(A)	77	76
Feb. 8	Georgia	(H)	75	61
Feb. 10	Auburn	(H)	119	76
Feb. 15	Tennessee	(A)	98	103
Feb. 17	Mississippi	(H)	108	89
Feb. 22	Alabama	(A)	84	79
Feb. 24	Florida	(A)	58	66
Mar. 1	Vanderbilt	(H)	109	84
Mar. 8	Mississippi State	(A)	118	80

SEC Co-Champions

NCAA TOURNAMENT

Mideast Regional

(Tuscaloosa, Ala., and Dayton, O.)

Mar. 15	Marquette	(N2)	76	54
Mar. 20	Central Michigan	(N3)	90	73
Mar. 22	Indiana	(N3)	92	90
Finals (San Diego, CA.)				
Mar. 29	Syracuse	(N4)	95	79
Mar. 31	UCLA	(N4)	85	92

2858 2434

† Exhibition—Not counted in won-lost record.
(N1) Louisville; (N2) Tuscaloosa, Ala.; (N3) Dayton, O.; (N4) San Diego, CA.

1975-76—Won 20, Lost 10

COACH: Joe B. Hall

CAPTAIN: Jack Givens

Nov. 22	Yugoslavia (EXH.)†	(H)	75	74
Dec. 1	Northwestern	(A)	77	89
Dec. 8	North Carolina	(N1)	77	90
Dec. 10	Miami	(H)	91	69
Dec. 13	Kansas	(A)	54	48

Date	Team	Site	Ky.	Opp.
Dec. 15	Indiana	(N2)	68	*77
UK INVITATIONAL TOURNAMENT				
Dec. 19	Georgia Tech		66	64
Dec. 20	Oregon State		82	74
(Championship)				
Dec. 30	Notre Dame	(N2)	79	77
Jan. 3	Mississippi State	(A)	73	77
Jan. 5	Alabama	(A)	63	76
Jan. 10	Tennessee	(H)	88	*90
Jan. 12	Georgia	(H)	92	76
Jan. 17	Vanderbilt	(H)	77	76
Jan. 24	Florida	(A)	89	82
Jan. 26	Auburn	(A)	84	*91
Jan. 31	Mississippi	(H)	89	81
Feb. 2	Louisiana State	(H)	85	71
Feb. 7	Tennessee	(A)	85	92
Feb. 9	Georgia	(A)	81	86
Feb. 14	Vanderbilt	(A)	65	69
Feb. 21	Florida	(H)	96	89
Feb. 23	Auburn	(H)	93	82
Feb. 28	Mississippi	(A)	94	87
Mar. 1	Louisiana State	(A)	85	70
Mar. 6	Alabama	(H)	90	85
Mar. 8	Mississippi State	(H)	94	*93

NATIONAL INVITATION TOURNAMENT

New York, N.Y.

Mar. 13	Niagra		67	61
Mar. 16	Kansas State		81	78
Mar. 18	Providence		79	78
Mar. 21	U.N.C. Charlotte		71	67
(Championship)				

2415 2345

† Exhibition—Not counted in won-lost record.
(N1) Charlotte, N.C.; (N2) Louisville.

1976-77—Won 26, Lost 4

COACH: Joe B. Hall

CAPTAINS: Larry Johnson and Merion Haskins

Nov. 22	Marat'n Oil (EXH)†	(N1)	110	93
Nov. 27	Wisconsin	(H)	72	64
Dec. 2	Texas Christian	(H)	103	53
Dec. 6	Indiana	(A)	66	51
Dec. 11	Kansas	(H)	90	63
Dec. 13	South Carolina	(A)	98	67
UK INVITATIONAL TOURNAMENT				
Dec. 17	Bowling Green		77	59
Dec. 18	Utah		68	70
(Championship)				
Dec. 30	Notre Dame	(N2)	102	78
Jan. 3	Georgia	(H)	64	*59
Jan. 8	Vanderbilt	(A)	64	62
Jan. 12	Tennessee	(H)	67	*71
Jan. 15	Auburn	(A)	75	68
Jan. 17	Florida	(A)	73	71
Jan. 22	Louisiana State	(H)	87	72
Jan. 24	Mississippi	(H)	100	73
Jan. 29	Alabama	(A)	87	85
Jan. 31	Mississippi State	(A)	92	85
Feb. 5	Vanderbilt	(H)	113	73
Feb. 7	Florida State	(N2)	97	57
Feb. 12	Auburn	(H)	89	82
Feb. 14	Florida	(H)	104	78
Feb. 19	Louisiana State	(A)	90	76
Feb. 21	Mississippi	(A)	81	69
Feb. 26	Alabama	(H)	85	70
Feb. 28	Mississippi State	(H)	77	64
Mar. 5	Tennessee	(A)	79	81
Mar. 7	Georgia	(A)	72	54

SEC Co-Champions

NCAA TOURNAMENT

East Regional

(Philadelphia, Pa., and College Park, Md.)

Mar. 12	Princeton	(N3)	72	58
Mar. 17	VMI	(N4)	93	78
Mar. 19	North Carolina	(N4)	72	79

2509 2070

† Exhibition—Not counted in won-lost record.
(N1) Memorial Coliseum; (N2) Louisville, Ky.;
(N3) Philadelphia, Pa.; (N4) College Park, Md.

Date Team Site Ky. Opp.
1977-78—Won 30, Lost 2

COACH: Joe B. Hall
 CAPTAINS: Jack Givens and Rick Robey

Nov. 11	Russia (EXH)‡	(N1)	109	75
Nov. 26	S. Methodist	(H)	110	86
Dec. 5	Indiana	(H)	78	64
Dec. 10	Kansas	(A)	73	66
Dec. 12	South Carolina	(H)	84	65

UK INVITATIONAL TOURNAMENT

Dec. 16	Portland State		114	88
Dec. 17	St. John's		102	72
Dec. 23	Iona	(H)	104	65
Dec. 31	Notre Dame	(N2)	73	68
Jan. 2	Vanderbilt	(H)	72	59
Jan. 7	Florida	(A)	86	67
Jan. 9	Auburn	(A)	101	77
Jan. 14	Louisiana State	(H)	96	76
Jan. 16	Mississippi	(H)	76	56
Jan. 21	Mississippi State	(A)	75	65
Jan. 23	Alabama	(A)	62	78
Jan. 30	Georgia	(H)	90	73
Feb. 4	Florida	(H)	88	61
Feb. 6	Auburn	(H)	104	81
Feb. 11	Louisiana State	(A)	94	*95
Feb. 13	Mississippi	(A)	64	52
Feb. 15	Tennessee	(H)	90	77
Feb. 18	Mississippi State	(H)	58	56
Feb. 20	Alabama	(H)	97	84
Feb. 25	Tennessee	(A)	68	57
Feb. 27	Georgia	(A)	78	67
Mar. 4	Nevada Las Vegas	(H)	92	70
Mar. 6	Vanderbilt	(A)	78	68

SEC CHAMPIONS

NCAA TOURNAMENT

Mideast Regional
 (Knoxville, Tenn., and Dayton, Ohio)

Mar. 11	Florida State	(N3)	85	76
Mar. 16	Miami (Ohio)	(N4)	91	69
Mar. 18	Michigan State	(N4)	52	49

FINALS (ST. LOUIS, MO.)

Mar. 25	Arkansas	(N5)	64	59
Mar. 27	Duke	(N5)	94	88

2693 2234

National Collegiate Champions for Fifth Time

‡ Exhibition—Not counted in won-lost record.
 (N1) Memorial Coliseum; (N2) Louisville, Ky.;
 (N3) Knoxville, Tenn.; (N4) Dayton, Ohio, and
 (N5) St. Louis, Mo.

1978 JAPAN EXHIBITION TOUR

(All Games vs. Japan National Team—Not
 Counted in Won-Lost Record)

June 13	At Tokyo	104	71
June 15	At Niigata	102	89
June 18	At Nagoya	97	59
June 19	At Osaka	87	82
June 20	At Fukuoka	88	61
June 22	At Nagasaki	122	79
June 24	At Tokyo	105	57

705 498

1978-79—Won 19, Lost 12

COACH: Joe B. Hall
 CAPTAINS: Dwane Casey and Truman Claytor

Nov. 26	Poland (EXH)‡	(H)	80	68
Dec. 2	LaSalle	(H)	109	77
Dec. 4	West Texas	(H)	121	67
Dec. 9	Kansas	(H)	67	*66
Dec. 16	Indiana	(A)	67	*68

UK INVITATIONAL TOURNAMENT

Dec. 22	Texas A&M		69	73
Dec. 23	Syracuse		94	87
Dec. 30	Notre Dame	(N1)	81	76
Jan. 3	Florida	(A)	65	76
Jan. 6	Louisiana State	(H)	89	93

Date Team Site Ky. Opp.

Jan. 8	Mississippi	(H)	90	64
Jan. 13	Alabama	(A)	52	55
Jan. 15	Mississippi State	(A)	61	63
Jan. 20	Tennessee	(H)	55	66
Jan. 22	Georgia	(H)	73	64
Jan. 25	Auburn	(A)	85	*83
Jan. 27	Florida	(H)	87	81
Jan. 29	Auburn	(H)	66	59
Feb. 3	Louisiana State	(A)	61	70
Feb. 5	Mississippi	(A)	87	82
Feb. 7	Vanderbilt	(A)	58	68
Feb. 10	Alabama	(H)	80	71
Feb. 12	Mississippi State	(H)	80	65
Feb. 17	Tennessee	(A)	84	101
Feb. 19	Georgia	(A)	90	74
Feb. 23	Vanderbilt	(H)	96	70
Feb. 25	South Carolina	(A)	79	74

SEC TOURNAMENT (Birmingham, AL)

Feb. 28	Mississippi		82	77
Mar. 1	Alabama		101	100
Mar. 2	Louisiana State		80	67
Mar. 3	Tennessee		69	*75

NATIONAL INVITATION TOURNAMENT

Lexington, Ky.

Mar. 7	Clemson		67	*68
--------	---------	--	----	-----

2446 2280

‡ Exhibition—Not counted in won-lost record.
 (N1) Louisville, Ky.

1979-80—Won 29, Lost 6

COACH: Joe B. Hall
 CAPTAIN: Kyle Macy

Nov. 17	Duke	(N1)	76	*82
Nov. 30	Bradley	(N2)	79	58
Dec. 1	Alaska	(N2)	97	68
Dec. 2	Iona	(N2)	57	50
Dec. 8	Baylor	(H)	80	46
Dec. 10	South Carolina	(H)	126	81
Dec. 12	Kansas	(A)	57	56
Dec. 15	Indiana	(H)	69	58
Dec. 17	Georgia	(N3)	95	69

UK INVITATIONAL TOURNAMENT

Dec. 21	California		78	52
Dec. 22	Purdue		61	60
Dec. 29	Notre Dame	(N4)	86	80
Jan. 2	Auburn	(H)	67	65
Jan. 5	Tennessee	(A)	47	49
Jan. 9	Mississippi	(A)	79	73
Jan. 12	Alabama	(H)	64	78
Jan. 17	Florida	(A)	76	63
Jan. 19	Vanderbilt	(H)	106	90
Jan. 23	Mississippi State	(A)	89	67
Jan. 26	Georgia	(H)	56	49
Jan. 28	Louisiana State	(H)	60	65
Jan. 30	Auburn	(A)	64	62
Feb. 2	Tennessee	(H)	83	75
Feb. 6	Mississippi	(H)	86	72
Feb. 9	Alabama	(A)	72	63
Feb. 13	Florida	(H)	95	70
Feb. 15	Vanderbilt	(A)	91	73
Feb. 17	Nevada Las Vegas	(A)	74	69
Feb. 20	Mississippi State	(H)	71	65
Feb. 24	Louisiana State	(A)	76	*74

SEC CHAMPIONS

SEC TOURNAMENT (Birmingham, AL)

Feb. 28	Auburn		69	61
Feb. 29	Mississippi		69	67
Mar. 1	Louisiana State		78	80

NCAA TOURNAMENT

Mideast Regional

(Bowling Green, Ky., and Lexington, Ky.)

Mar. 8	Florida State	(N5)	97	78
Mar. 13	Duke	(H)	54	55

2684 2323

* Denotes overtime period.
 (N1) Springfield, Mass.; (N2) Anchorage, Alas.;
 (N3) Atlanta, Ga.; (N4) Louisville, Ky.; (N5)
 Bowling Green, Ky.

WILDCATS' RECORD AGAINST ALL OPPONENTS

Team	First Meeting	Last Meeting	UK Won	UK Lost
Advent Memorial Club (Cincy)	1909	1909	0	1
Air Force	1965	1965	1	0
Akron	1937	1937	1	0
Alabama	1923	1980	65	19
Alaska	1979	1979	1	0
Alumni	1934	1941	2	0
Arizona	1946	1946	1	0
Arkansas	1945	1978	4	0
Arkansas State	1945	1945	1	0
Army	1969	1969	1	0
Ashland YMCA	1914	1914	1	0
Auburn	1921	1980	45	8
Austin Peay	1973	1973	1	0
Baylor	1946	1979	6	0
Berea	1926	1945	11	0
Bethany	1911	1911	1	0
Bowling Green	1949	1976	2	0
Bradley	1949	1979	3	0
Brigham Young	1951	1951	1	0
Butler	1911	1962	3	0
California	1979	1979	1	0
Cambridge University	1966	1966	1	0*
Carnegie Tech	1931	1943	2	0
Central U.	1906	1913	8	9
Central Michigan	1975	1975	1	0
Centenary	1923	1937	3	1
Centre	1916	1929	18	10
CCNY	1950	1950	0	1
Chattanooga	1914	1935	9	0
Chicago	1932	1935	2	0
Christ Church (Cincinnati)	1906	1913	0	3
Cincinnati U.	1904	1948	21	10
Cincinnati YMCA	1905	1906	0	3
Clemson	1922	1979	11	3
Colorado State College	1959	1959	1	0
Columbia	1948	1948	1	0
Cornell	1966	1966	0	1
Creighton	1930	1948	7	4
Cumberland	1917	1921	4	1
Dartmouth	1942	1973	3	1
Dayton	1947	1967	3	1
DePaul	1943	1970	17	3
DePauw	1910	1944	1	2
Detroit	1938	1938	0	1
Duke	1930	1980	10	4
Eastern Normal	1928	1928	1	0
Florida	1927	1980	43	9
Florida State	1958	1980	5	2
Ft. Benning	1946	1946	1	0
Ft. Knox	1942	1947	7	0
Georgia	1921	1980	62	9
Georgia Tech	1924	1975	50	13
Georgetown (Ky.) College	1903	1938	35	14
Georgetown University	1922	1922	0	1
Great Lakes Navy	1942	1943	0	2
Hardin-Simmons	1965	1965	1	0
Holy Cross	1948	1948	2	0
Houston	1956	1956	1	0
Idaho	1946	1955	2	0
Illinois	1925	1966	8	4
Indiana	1924	1979	9	13

Indiana Central	1946	1949	4	0
Iona	1977	1979	2	0
Iowa	1956	1973	3	2
Iowa State	1964	1964	1	0
Istanbul University	1966	1966	1	0*
Jacksonville	1970	1970	0	1
Kansas	1950	1979	11	1
Kansas State	1940	1976	7	0
Kentucky Wesleyan	1910	1938	8	2+
La Salle	1953	1978	3	0
Lexington High	1909	1911	1	1
Lexington YMCA	1907	1912	3	4
Long Island U.	1939	1947	2	1
Louisiana State	1933	1980	47	8
Louisville Coliseum	1908	1908	1	1
Louisville U.	1913	1959	8	3
Louisville YMCA	1914	1914	1	0
Louisville YMHA	1914	1914	1	0
Loyola (Chicago)	1949	1964	4	3
Loyola (La.)	1963	1963	1	0
Marietta	1913	1916	2	2
Marquette	1938	1975	7	4
Marshall	1913	1933	6	0
Maryland	1928	1958	4	3
Maryville	1915	1940	5	0
Mercer	1921	1922	1	1
Mexico U.	1933	1942	3	0
Mexico YMCA	1924	1924	1	0
Miami (Florida)	1956	1956	1	0
Miami (Ohio)	1905	1978	17	4
Michigan	1924	1970	4	1
Michigan State	1935	1978	10	6
Minnesota	1951	1957	3	1
Mississippi	1925	1980	56	4
Mississippi State	1921	1980	51	9†
Missouri	1960	1971	2	0
Moore's Hill College	1906	1906	1	0
Morehead	1961	1961	1	0
Naval Academy	1928	1969	2	1
Nebraska	1940	1972	2	1
Nevada Las Vegas	1978	1980	2	0
New Albany YMCA	1906	1906	0	1
New York U.	1935	1936	0	2
Niagara	1976	1976	1	0
North Carolina	1924	1977	6	12
North Carolina Charlotte	1976	1976	1	0
North Carolina State	1931	1947	2	0
Northwestern	1962	1975	7	1
Notre Dame	1929	1979	28	14
Oglethorpe	1934	1934	1	0
Ohio State	1933	1968	6	7
Ohio University	1944	1964	7	1
Ohio Wesleyan	1911	1911	0	1
Oklahoma A & M State	1944	1974	3	1
Oklahoma U.	1946	1946	1	0
Oregon	1973	1973	1	0
Oregon State	1966	1975	3	0
Otterbein	1911	1911	0	1
Pennsylvania	1967	1969	2	0
Penn. State	1952	1955	2	0
Phillips Oilers	1948	1948	0	1 **
Pittsburgh	1935	1960	4	0
Portland State	1977	1977	1	0
Princeton	1926	1977	2	1
Providence	1976	1976	1	0

Purdue	1949	1979	3	1
Rhode Island	1946	1946	1	0
Rose Polytechnic	1910	1917	1	1
Salonika University	1966	1966	1	0*
Seattle	1958	1958	1	0
Sewanee	1923	1934	6	0
South Carolina	1928	1979	8	1
Southern California	1959	1961	0	2
Southern Methodist	1956	1977	3	1
St. Andrews	1915	1915	1	1
St. John's	1943	1978	9	3
St. Joseph's	1939	1939	1	0
St. Louis	1948	1966	7	9
Stanford	1973	1973	1	0
Syracuse	1950	1978	4	0
Temple	1944	1962	14	4
Tennessee	1910	1980	99	48
Texas A & M	1941	1979	2	1
Texas Christian	1976	1976	1	0
Texas Tech	1963	1965	2	0
Texas Western	1966	1966	0	1
Transylvania	1903	1911	6	8 ***
Tufts	1945	1945	1	0
Tulane	1921	1966	37	5
Tulsa	1947	1948	3	0
UCLA	1951	1975	3	1
Utah	1944	1976	2	2
Utah State	1957	1957	1	0
Vanderbilt	1912	1980	84	28
Vernon College	1906	1906	1	0
Villanova	1949	1949	2	0
Virginia	1914	1966	6	2
Virginia Tech	1924	1962	2	1
VMI	1914	1977	3	2
Wabash	1925	1946	1	1
Wake Forest	1953	1963	2	0
Warsaw University	1966	1966	2	0*
Washington U	1942	1948	2	0
Washington & Lee	1922	1956	12	1
Washington State	1974	1974	1	0
Wayne	1956	1956	1	0
Western Kentucky	1971	1971	0	1
Western Ontario	1945	1949	4	0
West Texas State	1950	1978	2	0
West Virginia	1924	1970	10	4
Wisconsin	1963	1976	2	1
Wright Field	1944	1944	1	0
Wyoming	1944	1944	1	0
Xavier	1935	1969	37	2
Yale	1961	1961	1	0

†Record includes nine games with Mississippi A & M which later became known as Mississippi State.

*Played in International Universities Tournament at Tel Aviv, Israel, in August, 1966.

**Pre-Olympic Games exhibitions not included.

***Record includes 10 games with Kentucky University, which became known as Transylvania in 1909.

+ Record does not take in account tie game played between UK and Kentucky Wesleyan Feb. 9, 1918. Unique 21-21 tie resulted from scorer's error which was not discovered until after teams departed.

(Editor's Note—The following mug shots of Wildcat personnel on pages 149-152 are shot one-column at 100-line screen specifically for newspaper reproduction.)




Cliff Hagan



Joe B. Hall



Leonard Hamilton




Joe Dean




Bob Chambers



Harry Lancaster




Dicky Beal



Bret Bearup



Sam Bowie




Fred Cowan




Chris Gettelfinger




Tom Heitz




Charles Hurt




Derrick Hord




Bo Lanter




Jim Master



Dirk Minniefield



Melvin Turpin



Chuck Verderber



1980-81 Wildcat seniors Fred Cowan (left) and Chris Gettelfinger.




1980-81 Wildcat juniors Chuck Verderber (left) and Bo Lanter.




1980-81 Wildcat sophomores left to right, Derrick Hord, Tom Heitz, Charles Hurt, Sam Bowie, and Dirk Minniefield.




1980-81 Wildcat freshmen left to right, Dicky Beal, Bret Bearup, Melvin Turpin, and Jim Master.



The 1980-81 Wildcat coaching staff left to right, Part-time Assistant Bob Chambers, Associate Coach Leonard Hamilton, Head Coach Joe B. Hall, Assistant Coach Joe Dean, and Volunteer Assistant Harry Lancaster.



1980-81 Wildcat Student Assistants left to right, Nick Katko, Wayne Breeden, Roger Thomas, Head Manager
George Fletcher, Tony Sosby, Student Trainer Charles Centers, and Marshall Harris.




WILDCAT FEVER prevails in 23,000 seat Rupp Arena, which has been the main factor in Kentucky's holding five NCAA attendance records that include: Average Per Game at Home, 23,501 (1980), Total Home Attendance, 373,403 (1978), Total Full-Season, 586,286 (1978), Average Per Game, full season, 18,321 (1978) and Single Game on Home Court, 23,768 (1979).



President Jimmy Carter admires his new present, a Kyle Macy autographed University of Kentucky Wildcat t-shirt, presented to him by a Cystic Fibrosis poster representative.



Wildcat Sam Bowie received a medal from President Carter in Washington following his participation with the United States Olympic Basketball Team in the Gold Medal Games.



These five Wildcats established weightlifting records during Kentucky's preseason conditioning program. All five lifted more than 300 pounds in the clean and jerk. They are, from left, Bret Bearup, Tom Heitz, Fred Cowan, Charles Hurt, and Derrick Hord.

WILDCATS FEATURED SEVEN TIMES ON SEC TV SERIES

The University of Kentucky Wildcats will open both the SEC Saturday afternoon and weeknight television broadcasts. TVS Television Network of New York City will telecast SEC basketball on Saturday afternoons for the 17th consecutive season, and for the first time, will air weeknight and some Saturday games, plus the 1981 SEC Tournament. NBC will distribute the TVS Saturday afternoon telecasts for the sixth consecutive year.

The Wildcats play host to Georgia on Saturday, Jan. 3, at 12 noon EST in the first of the scheduled games on the weeknight series. Then, Kentucky will play host to Tennessee on Saturday, Jan. 10, in the first game of the Saturday afternoon TVS/NBC series.

During the past 16 years of SEC telecasts, Kentucky has won 41 and lost only 20 for a 67.2 win percentage. The year-by-year breakdown: Won one of three games in 1965, three of four in 1966, two of four in both 1967 and 1968, three of five in 1969, all four in 1970, three of four in 1971, two of three in both 1972 and 1973, one of three in 1974, all three in 1975, two of three in both 1976 and 1977, all five in 1978, and three of five in both 1979 and 1980.

Date	Day	Teams	Tip-Off
Jan. 3	Saturday	GEORGIA AT KENTUCKY	2:00 p.m. EST
		Tennessee at Alabama	3:00 p.m. CST
Jan. 7	Wednesday	Ole Miss at Tennessee	9:00 p.m. EST
Jan. 10	Saturday	TENNESSEE AT KENTUCKY	3:30 p.m. EST
		LSU at Mississippi State	8:00 p.m. CST
Jan. 14	Wednesday	Vanderbilt at Auburn	8:00 p.m. CST
JAN. 17	Saturday	Georgia at LSU	1:00 p.m. CST
		KENTUCKY AT ALABAMA	8:00 p.m. CST
Jan. 19	Monday	KENTUCKY AT LSU	8:00 p.m. CST
Jan. 21	Wednesday	LSU at Auburn	8:00 p.m. CST
Jan. 24	Saturday	Alabama at Florida	3:30 p.m. EST
		Ole Miss at Mississippi State	8:00 p.m. EST
JAN. 28	Wednesday	Vanderbilt at Florida	9:00 p.m. EST
Jan. 31	Saturday	KENTUCKY AT GEORGIA	1:30 p.m. EST
Feb. 4	Wednesday	LSU at Vanderbilt	8:00 p.m. CST
Feb. 7	Saturday	Florida at Auburn	2:30 p.m. CST
Feb. 11	Wednesday	KENTUCKY AT OLE MISS	8:00 p.m. CST
Feb. 14	Saturday	LSU at Georgia	1:00 p.m. EST
Feb. 18	Wednesday	Georgia at Alabama	8:00 p.m. CST
Feb. 21	Saturday	Mississippi State at Ole Miss	2:30 p.m. CST
Feb. 23	Wednesday	Tennessee at Georgia	9:00 p.m. EST
Feb. 28	Saturday	Vanderbilt at Alabama	12 noon CST
Mar. 1	Sunday	LSU AT KENTUCKY	1:00 p.m. EST

SEC CAGE CHAMPIONS BY YEARS

1933	KENTUCKY	1949	KENTUCKY	1965	Vanderbilt
1934	Alabama	1950	KENTUCKY	1966	KENTUCKY
1935	KY., LSU (Tie)	1951	KENTUCKY	1967	Tennessee
1936	Tennessee	1952	KENTUCKY	1968	KENTUCKY
1937	KENTUCKY	1953	LSU	1969	KENTUCKY
1938	Ga. Tech.	1954	KY., LSU (Tie)	1970	KENTUCKY
1939	KENTUCKY	1955	KENTUCKY	1971	KENTUCKY
1940	KENTUCKY	1956	Alabama	1972	KY., Tenn. (Tie)
1941	Tennessee	1957	KENTUCKY	1973	KENTUCKY
1942	KENTUCKY	1958	KENTUCKY	1974	Vandy, Ala. (Tie)
1943	Tennessee	1959	Miss. State	1975	KY., Ala. (Tie)
1944	KENTUCKY	1960	Auburn	1976	Alabama
1945	KENTUCKY	1961	Miss. State	1977	KY., Tenn. (Tie)
1946	KENTUCKY	1962	KY., Miss. St. (Tie)	1978	KENTUCKY
1947	KENTUCKY	1963	Miss. State	1979	LSU
1948	KENTUCKY	1964	KENTUCKY	1980	KENTUCKY

(Tournament decided champion until 1951. Title determined by regular season play starting in 1951. Kentucky did not play a schedule in 1953 due to NCAA suspension.)



LEDFORD



HACKER

UNIVERSITY OF KENTUCKY RADIO

The Kentucky Network, which was awarded UK broadcast rights in June, 1980, for the next three years, began broadcasting on April 3, 1978, as the first and only full-time network in the state to provide a comprehensive statewide news, sports, weather, and farm programming on a 7-day-a-week, 12-month-a-year basis.

With ownership of the broadcast rights, D.J. Everett, a 1969 UK graduate, will coordinate the sports network.

Synonymous with the Wildcats is sportscaster Cawood Ledford. Ledford is entering his 15th year with the UK network and his 28th year covering UK sports.

Assisting Ledford is Ralph Hacker, president and general manager of radio station WVLK in Lexington, who begins his seventh year as color commentator.

UNIVERSITY OF KENTUCKY TELEVISION

The UK television Network enters its 10th year with WAVE-TV of Louisville as the coordinator.

The network will handle nine delayed telecasts of Wildcat games from Rupp Arena (East Tennessee, Kansas, Maine, Mississippi, Florida, Mississippi State, Auburn, Alabama, and Vanderbilt) and five live games (Ohio State, at Indiana, two games in the UKIT, and Notre Dame from Louisville).

Handling play-by-play and color for the telecasts are Randy Waters, sports director of WAVE-TV in Louisville, and Rob Bromley, sports director of WKYT-TV in Lexington.

The following stations are included on the network:

Basic Network

- WAVE-TV, Louisville
- WKYT-TV, Lexington
- WSAZ-TV, Huntington, W.Va.
- WKYH-TV, Hazard
- WPSD-TV, Paducah
- WFIE-TV, Evansville, Ind.

Selected Games

- WBKO-TV, Bowling Green
- WZTV-TV, Nashville, Tenn.
- WBTI-TV, Cincinnati, Ohio

Bowie Confident After Olympic Performance

Confident, but not over confident, motivated, and dedicated.

That's how University of Kentucky basketball Coach Joe B. Hall described his sophomore center Sam Bowie following Bowie's outstanding performance with the 1980 United States Olympic Basketball Team this summer. Bowie led the Olympians in minutes played (158), rebounds (6.9 rpg.), and blocked shots (14), and ranked second in scoring (11.8 ppg) and field goal percentage (.592) as they won five of six Gold Medal Games against five teams of NBA all-stars and the 1976 Olympic Team.

"Being a member of the 1980 Olympic team gave Sam the opportunity to develop confidence because he was able to see where he fit in with the outstanding basketball players in the country," Hall said. "He has returned to Kentucky with great confidence in his abilities.

"While many players would have become self-satisfied with the success Sam enjoyed this summer, he did not. Instead, he has rededicated himself and is working with new enthusiasm and motivation."

Bowie, who has added both size and strength since his freshman season, echoed Hall's statement.

"I was given the opportunity to play against the greatest players in the world, players I had only read about in newspapers or seen on television," he said. "At first, it was hard not to think about the many superstars that were on the floor, but after three or four minutes of the game it was easy to just play my game.


"It has increased my confidence and dedication to see how I stack up against the great NBA centers. I realize that if I continue to work hard and increase my strength, I will have a better college career and a good chance at a professional career."


Bowie sees good things ahead for the 1980-81 Wildcats.

"The 1980-81 recruiting class is excellent, and the freshman are hard at work," Bowie said. "I think they will give us better depth than last year, and as a result, make us a better team."

"Last year we were young and made some mistakes because of inexperience. But this season, we have experience and depth, and we could have as good a team as anyone in the country. We'll have to continue to work hard, but I'm excited about this season."

Bowie, who was named All-Southeastern Conference and the SEC Tournament most valuable player last season, is expected to be named to several preseason All-America teams, and the Wildcat squad is listed high in preseason rankings.





UK's 1980 Olympian
Sam Bowie