

# University of Kentucky Basketball Facts 1975-76



University Archives  
Margaret J. King Library - North  
University of Kentucky  
Lexington, Kentucky 40506

## KENTUCKY VARSITY BASKETBALL SCHEDULE—1975-76

Date	Opponent	Site
1975		
Dec. 1	Northwestern	Away
Dec. 8	North Carolina	Charlotte
Dec. 10	Miami (O.)	Home
Dec. 13	Kansas	Away
Dec. 15	Indiana	Louisville
Dec. 19	UKIT: Ariz. St. vs. Ore. St.	Home
Dec. 20	Kentucky vs. Ga. Tech	Home
Dec. 30	Notre Dame	Louisville
1976		
Jan. 3	Mississippi State	Away
Jan. 5	Alabama	Away
Jan. 10	Tennessee	Home
Jan. 12	Georgia	Home
Jan. 17	Vanderbilt (TV-National)	Home
Jan. 24	Florida	Away
Jan. 26	Auburn	Away
Jan. 31	Mississippi	Home
Feb. 2	Louisiana State	Home
Feb. 7	Tennessee (TV)	Away
Feb. 9	Georgia	Away
Feb. 14	Vanderbilt	Away
Feb. 21	Florida	Home
Feb. 23	Auburn	Home
Feb. 28	Mississippi	Away
Mar. 1	Louisiana State	Away
Mar. 6	Alabama (TV-National)	Home
Mar. 8	Mississippi State	Home

COVER PICTURE—Head Coach Joe B. Hall, Southeastern Conference Coach-of-the-Year for the second time in three years, poses with the trophies won by last year's Wildcats. From left; UKIT, NCAA Runner-up, and SEC Co-Championship trophies.

PHOTO CREDITS—Bradley Photographers, Dallas, Texas, UK Photo Services. Cover by Ken Goad, UK Photo.

# University of Kentucky Basketball Facts — 1975-76

## INDEX

<p>All-Americans, All-NCAA . . . . . 33-34</p> <p>All-Conference . . . . . 34</p> <p>Athletic Director Hagan . . . . . 7-8</p> <p>Athletic Asst. Dir. Ham . . . . . 9</p> <p>Athletic Association</p> <p style="padding-left: 20px;">Board of Directors . . . . . 9</p> <p style="padding-left: 20px;">Staff Members . . . . . 4</p> <p>Attendance Records . . . . . 106</p> <p>Award Winners (Annual) . . . . . 30-32</p> <p>Basketball Staff</p> <p style="padding-left: 20px;">Coach Hall . . . . . 12-13</p> <p style="padding-left: 20px;">Assts. Parsons, Hamilton, Nance . . . . . 14-15</p> <p style="padding-left: 20px;">Barton, Keightley, Rollins . . . . . 16</p> <p style="padding-left: 20px;">Students Trn.'s, Mgr.'s . . . . . 16</p> <p>Coaches Through Years . . . . . 21</p> <p>Coliseum . . . . . 38-39</p> <p>Fabulous Five . . . . . 90</p> <p>Freshman Basketball (J.V.)</p> <p style="padding-left: 20px;">Record (All-Time) . . . . . 62</p> <p style="padding-left: 20px;">Results, 1974-75 . . . . . 61</p> <p style="padding-left: 20px;">Signees—Sketches . . . . . 50-52</p> <p style="padding-left: 20px;">Statistics—1974-75 . . . . . 61</p> <p>Helm's Selections . . . . . 87</p> <p>Home Floor Losses . . . . . 20</p> <p>Lexington Center . . . . . 110-111</p> <p>Lettermen Through Years . . . . . 88-90</p> <p>Modern Record (1946 to Date) . 35-37</p> <p>NCAA Titlists . . . . . 21</p> <p>Nickname, Origin of . . . . . 80</p> <p>Opponents Information</p> <p style="padding-left: 20px;">Highs and Lows . . . . . 86-87</p> <p style="padding-left: 20px;">Record vs. 1975-76</p> <p style="padding-left: 40px;">Opponents . . . . . 74-77</p> <p style="padding-left: 20px;">Record vs. All Opponents . . . 78-80</p> <p style="padding-left: 20px;">Scouting Reports . . . . . 63-73</p>	<p>Press-Radio-TV</p> <p style="padding-left: 20px;">Kentucky Outlets . . . . . 3</p> <p style="padding-left: 20px;">Radio-TV networks . . . Inside Back</p> <p style="padding-left: 20px;">Working Information . . . . . 2</p> <p>Southeastern Conference</p> <p style="padding-left: 20px;">Champions By Years . . . . . 18</p> <p style="padding-left: 20px;">Composite Standing, Kentucky In SEC, Final SEC Standings—1974-75 . 19</p> <p style="padding-left: 20px;">1975-76 Schedule . . . . . 112</p> <p style="padding-left: 20px;">Television Series . . . . . 18</p> <p>Sports Information—Rice, Perry . 17</p> <p>Tournament Trail . . . . . 27-29</p> <p>UKIT . . . . . 23-27</p> <p>University of Kentucky</p> <p style="padding-left: 20px;">General Information . . . . . 4</p> <p style="padding-left: 20px;">President Singletary . . . . . 6</p> <p>Varsity Basketball</p> <p style="padding-left: 20px;">Player Profiles . . . . . 40-52</p> <p style="padding-left: 20px;">Game By Game Rebounding . . . 59</p> <p style="padding-left: 20px;">Game By Game Scoring . . . . . 58</p> <p style="padding-left: 20px;">Outlook—1975-76 . . . . . 10</p> <p style="padding-left: 20px;">Quick Facts . . . . . 5</p> <p style="padding-left: 20px;">Records—Team, Individual, Misc., Memorial Coliseum . 81-86</p> <p style="padding-left: 20px;">Reflections on '74-75 . . . . . 107-109</p> <p style="padding-left: 20px;">Retired Jerseys . . . . . 53</p> <p style="padding-left: 20px;">Roster . . . . . 56</p> <p style="padding-left: 20px;">Schedule . . . . . Inside Front</p> <p style="padding-left: 20px;">Scorers—Top All Time, Regular Season . . . . . 22</p> <p style="padding-left: 20px;">Scores—Game By Game . . . . . 91-106</p> <p style="padding-left: 20px;">Season Record—1974-75 . . . . . 55</p> <p style="padding-left: 20px;">Statistics—1974-75 . . . . . 57</p> <p style="padding-left: 20px;">Team Picture . . . . . 54</p> <p style="padding-left: 20px;">Time Played—High Game . . . . . 61</p> <p style="padding-left: 20px;">Wildcats At A Glance . . . . . 11</p>
---	--

Compiled By Jack Perry, Asst. Sports Information Director  
RUSSELL RICE, Director of Sports Information

## TO THE PRESS AND RADIO-TV

Here is your copy of the 1975-76 facts booklet on Kentucky basketball which we sincerely hope will aid you in covering and answering questions on the Wildcats this season. If you desire additional information, special stories, pictures or have questions not answered herein, please feel free to contact the Sports Information Office in Memorial Coliseum (Telephone A.C. 606-257-3838, 257-3839).

RUSSELL RICE  
Director of Sports Information

JACK PERRY  
Asst. Director of Sports Information

### Athletic Office Phones:

Cliff Hagan - (606) 258-2881

Frank Ham - (606) 258-5611

Coach Joe B. Hall - (606) 257-1916 or 257-1917

Asst. Coaches: Dick Parsons - (606) 257-3640;

Leonard Hamilton - (606) 257-4781; Lynn Nance - (606) 258-8845

## Information

**WORKING TICKETS**—Address requests to Sports Information Office as far in advance as possible. Tickets will not be mailed unless requested and will be held at the Information Window at the main entrance of Memorial Coliseum for pickup on game night.

**PRESS DOOR**—Entrance to the area set aside for press and radio should be via the Press Door located to the extreme left of the Coliseum entrance foyer.

**PRESS ROOM**—Located under west stands. Entrance near press door.

**COMPS**—No individual game allotment.

**TELECOPIERS**—Due to the increasing use of Xerox Telecopiers and other copying devices, the Sports Information Office does not feel it should try to provide side-court telephone service for such devices. Persons planning to use such devices at the press table should make their own arrangements with General Telephone. Telephones in the Sports Information Office and in the Coliseum hallway will be available for Telecopier use.

**RADIO BROADCASTS**—Broadcasting rights to UK games are assigned exclusively to the Jim Host and Associates, 512 E. Main, Lexington, Ky., 40508 (Telephone 606-252-5696). One free reciprocal outlet is guaranteed opponent schools visiting Lexington. Any additional stations must clear through Jim Host and Associates and the UK Director of Broadcasting, Mr. Pete Manchikes (257-2655). Working passes will be supplied approved stations by Sports Information Office.

**SERVICES**—Working press and radio will be furnished game programs, brochures, running play-by-play, halftime quickie box and final statistics in the form of a complete, seven-column dittoed box score.

## KENTUCKY PRESS-RADIO-TELEVISION OUTLETS

- Lexington:**  
 Lexington Herald-Leader  
 Steve Wilson, Ex.S.E.  
 Rick Bailey  
 D. G. Fitzmaurice  
 227 West Short Street  
 Lexington, Ky. 40507
- WVLK Radio  
 Ralph Hacker  
 John Henderson  
 P.O. Box 1559  
 Lexington, Ky. 40501
- WLAP Sports  
 P. O. Box 11670  
 Lexington, Ky. 40511
- WBLG Radio Sports  
 130 Barr Street  
 Lexington, Ky. 40507
- WLEX-TV  
 Tom Hammond, Director  
 P.O. Box 1457  
 Lexington, Ky. 40501
- WKYT-TV  
 Denny Trease, Director  
 P.O. Box 655  
 Lexington, Ky. 40501
- WTVQ-TV  
 Randy Waters, Director  
 Box 5590  
 Lexington, Ky. 40501
- Bob Cooper  
 Associated Press  
 146 Market  
 Lexington, Ky. 40507
- Kentucky Kernel Sports  
 University of Kentucky  
 Lexington, Ky. 40506
- Louisville:**  
 Louisville Courier-Journal  
 Earl Cox, Ex.S.E.  
 Dave Kindred  
 Mike Sullivan  
 525 West Broadway  
 Louisville, Ky. 40202
- Louisville Times Sports  
 Dick Fenlon  
 Jim Terhune  
 Tev Laudeman  
 525 West Broadway  
 Louisville, Ky. 40202
- WHAS & WHAS-TV  
 Cawood Ledford  
 Mike James  
 P.O. Box 1084  
 Louisville, Ky. 40201
- Associated Press  
 525 West Broadway  
 Louisville, Ky. 40201
- Bob Weston  
 UPI Sports  
 P.O. Box 537  
 Louisville, Ky. 40201
- WAVE & WAVE-TV Sports  
 Ed Kallay, Director  
 Joe Knight  
 725 South Floyd Street  
 Louisville, Ky. 40203
- WLKY-TV Sports  
 Dave Conrad  
 P.O. Box 6218  
 Louisville, Ky. 40216
- WINN Radio Sports  
 Third and Broadway  
 Louisville, Ky. 40202
- WAKY Radio Sports  
 558 South Fifth Street  
 Louisville, Ky. 40204
- State:**  
 Ashland Independent  
 Mike Reliford  
 Sports Department  
 226 17th Street  
 Ashland, Ky. 41101
- Park City News  
 Sports Department  
 813 College Street  
 Bowling Green, Ky. 42101
- Tribune-Times Sports  
 Ky. and Monroe Streets  
 Corbin, Ky. 40701
- Post & Times-Star Sports  
 Andy Cox  
 421 Madison Avenue  
 Covington, Ky. 41011
- Advocate-Messenger  
 Sports Department  
 Danville, Ky. 40422
- News-Enterprise Sports  
 Bob Watkins  
 Elizabethtown, Ky. 42701
- State-Journal Sports  
 Paul Weddle  
 321 West Main Street  
 Frankfort, Ky. 40601
- Dick Kimmons  
 UPI Sports  
 321 W. Main  
 Frankfort, Ky. 40601
- The Times Sports  
 301 South Green Street  
 Glasgow, Ky. 42141
- The Enterprise Sports  
 Central Street  
 Harlan, Ky. 40831
- Gleaner-Journal Sports  
 Steve Austin  
 216 North Elm  
 Henderson, Ky. 42420
- Kentucky New Era Sports  
 Chip Hutcheson  
 123 West 7th Street  
 Hopkinsville, Ky. 42240
- The Messenger  
 Mike Embry, Sports  
 221 South Main Street  
 Madisonville, Ky. 42431
- Messenger Sports  
 206 West Broadway  
 Mayfield, Ky. 42066
- Ledger-Independent  
 Sports Department  
 43 West Second  
 Maysville, Ky. 41056
- Larry Fleeman  
 News Sports Editor  
 Chester Avenue  
 Middlesboro, Ky. 40965
- Messenger and Inquirer Sports  
 1401 Frederica Street  
 Owensboro, Ky. 42301
- Sun-Democrat Sports  
 Pat Moynahan  
 408 Kentucky Avenue  
 Paducah, Ky. 42001
- Paris Daily Enterprise Sports  
 23 East 4th Street  
 Paris, Ky. 40361
- Ken Green  
 Register Sports  
 South Second Street  
 Richmond, Ky. 40475
- Jim Kurk  
 Commonwealth-Journal  
 102 North Maple Street  
 Somerset, Ky. 42501
- The Winchester Sun  
 Neal Bryant  
 Sports Department  
 Wall and Cleveland Streets  
 Winchester, Ky. 40391

# UNIVERSITY OF KENTUCKY

## General Information

LOCATION—Lexington, Ky., a community of 180,000 in the heart of Kentucky's famed Blue Grass region. Renowned as the world capital of the thoroughbred horse industry and known also as the world's largest loose-leaf tobacco market.

FOUNDED—1865

ENROLLMENT—(On campus—21,488)

PRESIDENT—Dr. Otis A. Singletary

(At 13 Community Colleges—11,500)

VICE-PRESIDENT FOR ADMINISTRATION—Dr. Don Clapp

VICE-PRESIDENT FOR ACADEMIC AFFAIRS—Dr. Lewis Cochran

VICE-PRESIDENT, BUSINESS AFFAIRS—Jack Blanton

VICE-PRESIDENT, MEDICAL CENTER—Dr. Peter Bosomworth

VICE-PRESIDENT, STUDENT AFFAIRS—Dr. Robert G. Zumwinkle

VICE-PRESIDENT, COMMUNITY COLLEGES—Dr. Maurice Stanley Wall

FACULTY CHAIRMAN OF ATHLETICS—Dr. William Matthews

(UK's faculty representative to Southeastern Conference)

VICE-PRESIDENT, UNIVERSITY RELATIONS—Dr. Ray Hornback

DIRECTOR OF INFORMATION SERVICES—Bernie Vonderheide

CONFERENCE—Southeastern (member since founding in 1933)

BAND—Varsity (Director—Wm. Harry Clarke) FIGHT SONG—"On, On, U. of K."

STADIUM—Commonwealth Stadium (56,696)

HOME ARENA—Memorial Coliseum (capacity 11,500)

## Athletics Staff

DIRECTOR OF ATHLETICS—Cliff Hagan

Special Assistant to Director—Harry C. Lancaster

Assistant to Director—Mrs. Louise Gilchrist

Assistant to Director for Academic Affairs—Dr. Frank Downing

ASSISTANT DIRECTOR OF ATHLETICS—Frank Ham

HEAD BASKETBALL COACH—Joe B. Hall (Kentucky '55)

ADMINISTRATIVE SECRETARY—Mrs. Jane Rollins

ASSISTANT COACHES—Dick Parsons, Leonard Hamilton, Lynn Nance

HEAD COACHES OTHER SPORTS—Football: Fran Curci, Baseball: Tuffy

Horne, Track and Cross Country: Ken Olson, Tennis: Graddy Johnson,

Golf: Dan Leal, Swimming and Water Polo: Wynn Paul, Rifle: Capt. Keith

Skidmore, Wrestling: Fletcher Carr.

TICKET SALES MANAGER—Al Morgan

ACCOUNTANT—Jan Smits

TRAINER—Roy Don Wilson

ASSOCIATE TRAINER—Bobby Barton

BASKETBALL EQUIPMENT MANAGER—Bill Keightley

SPORTS INFORMATION DIRECTOR—Russell Rice (Kentucky '51)

ASSISTANT SPORTS INFORMATION DIRECTOR—Jack Perry

## QUICK FACTS ON KENTUCKY BASKETBALL

- NCAA CHAMPIONS—Four Times (1948, '49, '51, '58) in 22 Appearances.  
35 Victories.
- NCAA RUNNER-UP—Two Times (1966, '75)
- NIT CHAMPIONS—1946. SUGAR BOWL CHAMPIONS—Five Times.
- UK INVITATIONAL CHAMPIONS—Sixteen Times in 22 Tournaments.
- SEC CHAMPIONS—Record 29 Times Since 1933. (Last in 1975.)
- WORLD CHAMPIONS—1948 Olympic Games.
- INTERNATIONAL UNIVERSITIES TOURNAMENT CHAMPIONS—1966.
- NATIONAL CHAMPIONS BY POLLS—Six Times Since 1949.
- ALL-TIME RECORD—Won 1,142, Lost 362, Tied 1 in 72 Seasons.
- KENTUCKY ALL-AMERICANS—26 Players Honored 39 Times.
- ALL-SOUTHEASTERN—53 Players Honored 95 Times.
- PROFESSIONALS—35 Players Entered Ranks.
- MEMORIAL COLISEUM (11,500) — Home Floor Since 1950 (Won 296, Lost 37).
- RECORD HIGH LINE UP—143 vs. Georgia (Neutral Site) '56—At Home 121 vs. Mississippi '71.
- INDIVIDUAL HIGH—53 By Dan Issel in 1970 vs. Mississippi at Oxford.
- BIGGEST VICTORY MARGIN—77 vs. Georgia in 1956—At Home, 53 vs. Georgia Tech '56, Georgia '59.

\* \* \* \* \*

## WILDCATS CARVE INCREDIBLE POST-SEASON TOURNAMENT RECORD

Since Kentucky made its first appearance in a major post season basketball tournament in 1942, no graduating class has ever missed the opportunity to play in either the NCAA or National Invitational Tournaments.

In fact, the Wildcats have an incredible record which has seen them miss only seven times (1943, '53, '54, '60, '63, '65, '67 and '74) in the past 32 years. Two of those misses were in 1953, when they sat out a season, and '54, when the undefeated National Champions won an automatic NCAA berth but declined the bid.

\* \* \* \* \*

The University has had only two undefeated seasons in its illustrious basketball history. The first was 9-0 in 1911-12, the other 25-0 in 1953-54.



**DR. OTIS A. SINGLETARY**  
*President, University of Kentucky*

Established in 1865 under provisions of the Morrill Act of 1862 as the Agricultural and Mechanical College of Kentucky University, the University of Kentucky today has approximately 33,000 students in the 15 academic colleges and Graduate School on the central campus in Lexington and in its 13 community colleges.

In 1878, the school separated from Kentucky University and became an independent institution supported by the state, and since 1916 has been known as the University of Kentucky, embodying the functions of teaching, public service and research.

Situated in the famed Blue Grass region of Central Kentucky, the University maintains several research institutes whose work increasingly affects state and nation: the Tobacco and Health Research Institute, the Office of Business Development and Government Services, the Institute for Mining and Minerals Research, and the Water Resources Institute.

It is fully accredited in its respective colleges and departments by all of the major professional societies and educational organizations.

President since 1969 has been Dr. Otis A. Singletary, who came from the University of Texas, Austin, where he was executive vice chancellor for academic affairs. He earlier had been director of the Job Corps program for the Office of Economic Opportunity, and chancellor of the University of North Carolina at Greensboro.

He is the eighth president of the University. Unique recognition of his service to the institution came recently from the UK Alumni Association, which presented him its Alumni Service Award—an honor rarely bestowed upon a non-alumnus of the University.





**CLIFF HAGAN**  
*Director of Athletics*

"I've been preparing for this all my life," Cliff Hagan said just before taking over as athletics director at the University of Kentucky last July 1. "I feel I've got a clear picture of what it's all about. A year from now, I will have a clearer picture."

A few months earlier, Harry C. Lancaster had announced his intention to step down as athletics director in order that Hagan might have time to get acquainted with the duties involved before assuming the position of command.

Lancaster will remain as a special assistant to Hagan until February, 1976, when Lancaster will reach the mandatory retirement age.

Hagan's path to the athletics directorship began at Owensboro, Kentucky, where he established a then state high school tournament record of 41 points in leading Owensboro to victory over Lafayette in the championship game of the 1949 state high school tournament.

At UK, he played on teams that won 86 of 91 games and an NCAA championship (1951). The 1954 team, undefeated in 25 games, elected not to

participate in the national tournament.

Hagan set a dozen Southeastern Conference records and an NCAA record of 528 rebounds as a junior. He averaged 24 points a game, led the nation in rebounding, and scored a UK record of 51 points against Temple in 1954.

He was a member of Sigma Nu Fraternity, Student Government, Baptist Student Union, Fellowship of Christian Athletes and twice was selected among the top ten students in the College of Education.

After graduating from UK in 1954, Hagan served two years at Andrews Air Force Base, Washington, D.C., as a commissioned officer. He led the base to two World Wide Air Force championships and won All-Service honors both years.

During ten years with the St. Louis Hawks, he ranked high among 11 players on the league scoring charts with 12,433 points in 672 games for an 18.5 mark and was selected to play in five East-West All-Star games and was named to the NBA second All-League team twice. He hit over .790 from the free throw line seven years in a row and held the NBA record for most field goals scored in a single quarter (12).

The Hawks won the Western Division six times during Hagan's playing career there and defeated the Boston Celtics in 1958 for the world championship. Hagan was All-Pro in the NBA in 1957-62, inclusive.

While playing in St. Louis, he was a member of the Welfare Society of Florissant, Mo., and a director of the Florissant Historical Society and the Florissant Park Board. From 1957 to 1968 he was director of Camp Robin Basketball Clinic in New Hampshire. He received his M.S. in education from Washington University in 1958.

In 1965, a Herbert Hoover Boys Club of America was organized in Owensboro and named the Cliff Hagan Boys Club of America.

During his 11th year in St. Louis, Hagan did radio and television commentary for the Hawks' basketball team and for Anheuser Busch.

He then joined the Dallas Chapparals as player-coach and was selected as the 1958 Texas Professional Coach of the Year. When he left Dallas, he was only 92 points shy of a regular-season career total of 15,000 points.

A well-known speaker for civic clubs, churches and schools, Hagan was speaker for the World Convention of Toastmasters in 1966.

He is president of the Fayette County Board of the American Cancer Society, State Board Chairman for the UK Division of the Cancer Society, a lay delegate to the National Board of Directors and a member of the Kiwanis Club.

In 1974, he was named to the Hall of Fame Magazine's All-America second-team for the 1951-1973 period, to the Orlando (Fla.) Sentinel Star's All-Time Southeastern Conference first team, and the All-Time top collegiate player in the State of Kentucky by Inside Kentucky Sports Magazine. In 1975, he was named to the Kentucky Athletic Hall of Fame, was inducted into the UK Alumni Association Hall of Distinguished Alumni and was a recipient of the University of Kentucky Centennial "K" Medallion tendered by the UKAA for past athletic accomplishments, during UK's Centennial Year observance.

He is married to the former Martha Milton of Owensboro. They have four children: Lisa, 19, Laurie, 17, Amy, 13, and Kip, 11.

## FRANK HAM, Assistant Director of Athletics



Frank Ham became Assistant Director of Athletics in July 1975 soon after Cliff Hagan succeeded Harry C. Lancaster as Director of Athletics.

A native of Scranton, Pa., Ham came to the University in 1969 as Administrative Assistant to football coach John Ray, and was reassigned to the Athletic Director's staff in 1972 when Ray resigned.

Ham graduated from high school at Niles, Mich., and completed his undergraduate work at Olivet College. He did graduate work at Indiana University and coached high school football and track at John Adams High in South Bend in 1944-46 and then returned to Olivet as athletic director and head football and basketball coach.

In 1962, he became assistant to the president at Olivet, with responsibilities in public and alumni relations. He was in private business from 1954 until 1968.

He is married to the former Rosemary Woods of Niles, Mich. They have two sons, Michael, 32, of Raleigh, N.C., and Craig, 29, a U.S. Army Captain, and two daughters, Mrs. Sue Ann Winchester of Cassopolis, Mich., and Jennifer, 19, a sophomore at UK.

Ham is a son of Mr. and Mrs. Albert B. Ham of Edwardsburg, Michigan.

## ATHLETICS AT KENTUCKY

Kentucky's athletic program, a well-balanced and ambitious activity featuring intercollegiate competition in ten different sports, is organized under the Department of Athletics and a corporation known as the University of Kentucky Athletics Association.

The program is conducted without overemphasis or sacrifice of educational objectives and in strict compliance with the rules of the University, the Southeastern Conference and the National Collegiate Athletics Association.

A board of directors, headed by the President of the University in the capacity of chairman, maintains overall policy supervision of the athletic program.

In addition to the UK President, board officers include the Vice-President for Student Affairs as vice-chairman and Dr. W. L. Matthews in the capacity of secretary. Seventeen other members, drawn from the University faculty and the general public, also serve on the board as appointees of the president as do two student representatives.

Supervising the steady growth and balanced development of the athletic program is Athletic Director Harry C. Lancaster.

The Association's Board of Directors is composed of the following:

### Faculty Members

Marion E. McKenna, '76  
Daniel R. Reedy, '76  
Dr. N. J. Pisacano, '77  
Stephen Diachun, '77  
Dr. Charles Ellinger, '77  
Charles Roland, '78  
Richard Robe, '78

### Trustee Members

George Griffin, '78  
Frank Ramsey, Jr., '77

### Members-at-Large

Albert B. Chandler, '76  
S. T. Roach, '77

### Ex Officio Members

Dr. Otis A. Singletary, Chairman  
Dr. R. G. Zumwinkle  
Dr. Don Clapp  
Jack Blanton  
Dr. W. L. Matthews  
Dr. Ray Hornback  
William Spivey

### Alumni Members

Dr. Ralph Angelucci, '78  
Thomas P. Bell, '76

### Student Members

Jim Harralson  
Barbara Lear

## KENTUCKY BASKETBALL OUTLOOK, 1975-76

The University of Kentucky will introduce its youngest basketball team in 30 years after losing six lettermen, including four three-year starters, off last year's 26-5 NCAA runner-up team.

While the senior dominated team of last year utilized dazzling finesse, speed and experience to vanquish 26 foes, this year's squad must overcome exceptional youthfulness with intelligent play and 100 per cent hustle, in the words of fourth year coach Joe B. Hall.

Seven lettermen return—two juniors and five sophomores—and four of them appear to have nailed down starting berths. Pairing at forward are two '75 All-SEC freshmen selections—6-foot-10 Rick Robey (10.4 ppg), who played center last year, and 6-4 Jack Givens (9.4). At center is mammoth 6-10 Mike Phillips (7.8), while junior 6-2 guard Larry Johnson (4.3) must increase his scoring proficiency with more playing time, and lead another aggressive defense.

Vying for the other guard slot are 6-1 freshman Truman Claytor, a quick, hot shooter, who must subdue a determined bid by two non-lettermen—6-1 senior Reggie Warford and 6-2 junior Joey Holland—both of whom have shown marked improvement in early workouts.

In seeking more experience in the lineup, Hall has toyed with the idea of moving the multi-talented Givens to guard and inserting either 6-4 junior Merion Haskins (0.9), a fine defensive player and rebounder, or 6-5 sophomore James Lee (3.0), the team's most powerful individual, at forward.

Holding the vital key to a successful season is 6-10 sophomore center Don Hall (1.8), who realized some fine moments last year, but who must gear himself for increased playing time this year backing up Phillips.

Other squad members include two freshmen who have shown great promise. They are guard 6-2 Dwane Casey and 6-4 forward Bob Fowler, a muscular leaper who could surprise after gaining varsity experience.

Replacing All-American forward Kevin Grevey and strongman Bob Guyette is no easy task, but Hall has made such a move in switching Robey from center and installing Givens (who started five games last year) at small forward. Robey, an All-UKIT selection, gained invaluable experience at forward on the Gold Medal winning United States Pan-American team, while Givens overcame poor shooting early last year to wind up with a healthy 49.4 field goal percentage.

The Wildcats will employ a variety of offenses—single and double posts, 1-3-1 and the stack, as well as the traditional fast break. Defensively, they will go man-to-man, 1-3-1 and various pressing offenses.

## 1975-76 WILDCATS AT A GLANCE

### LETTERMEN LOST FROM 1974-75 TEAM (6)

- Kevin Grevey (6-5)—Leading scorer past two years, Grevey became second all-time scorer at UK with 1,801 points . . . Two-Time All-America and three-time All-SEC, was selected twice as SEC's MVP . . . Averaged 23.6 ppg, and 6.4 rebounds . . . Signed by Washington Bullets of the NBA.
- Jimmy Dan Conner (6-4)—Team leader for three years, Conner served as team Captain his senior year, scoring 12.4 ppg . . . Became 21st Wildcat to crack 1,000 point club with 1,009 points . . . Signed by Kentucky Colonels of the ABA.
- Mike Flynn (6-3)—Three year starter at guard, twice won assists and best defensive awards . . . Led win over homestate rival Indiana in Mideast Finals with 22 points . . . Averaged 9 ppg and 3.9 rebounds . . . Signed by the Indiana Pacers of the ABA.
- Bob Guyette (6-9)—Great clutch play by Guyette sparked UK into the NCAA tournament . . . Three year starter at forward-center, was second in rebounding with 6.7 while scoring 8.6 ppg . . . Passed up Dental School to play for a Spanish team in the European amateur league.
- G. J. Smith (6-7)—Saw action in 18 games, scoring 1.9 ppg.
- Jerry Hale (6-0)—Scored only 1.0 ppg in 23 games, but played vital leadership and playmaker role.

### RETURNING LETTERMEN (7)

- Jack Givens (6-4 F)—Fourth in scoring with 9.4 ppg, and rebounding with 4.9 and hit 49.4 per cent of his shots.
- Dan Hall (6-10 C)—Saw action in 17 games, averaging 1.8 ppg and 1.7 rebounds.
- Merion Haskins (6-4 F)—Saw action in 26 games, scoring 0.9 ppg and 1 rebound.
- Larry Johnson (6-2 G)—Top reserve at guard, played in all 31 games, scoring 4.3 ppg and racking up 61 assists.
- James Lee (6-5 F)—Played in 25 games, averaging 3.0 ppg and 1.5 rebounds.
- Mike Phillips (6-10 C)—Totaled 442 minutes playing time in 31 games, averaging 7.8 ppg and 4.4 rebounds . . . Hit 50.9 per cent of his shots.
- Rick Robey (6-10 F)—Third leading scorer with 10.4 ppg, leading rebounder with 6.9, leading field goal and free throw shooter with 54.4 and 81.0 per cent respectively . . .

### NON-LETTERMEN (2)

- Joey Holland (6-2 G)—Played in eight games, averaging 1.1 ppg and 0.9 rebounds.
- Reggie Warford (6-0 G)—Played in 14 games, averaging 1.1 ppg and 0.5 rebounds.

### FRESHMEN (3)

- Dwane Casey (6-2 G)—Averaged 23.5 ppg and eight rebounds for Union County H. S.
- Truman Claytor (6-1 G)—Averaged 22.9 ppg and four rebounds for Scott H. S.
- Bob Fowler (6-4 F)—Averaged 28 ppg and 16 rebounds at Cherry Hill H. S.



JOE B. HALL

*Head Basketball Coach*

- Coach of the 1975 national runner-up Wildcats.
- Coach of the Southeastern Conference co-champions after winning the conference championship two years earlier.
- SEC Coach of the Year for the second time in three years.
- Coach and Athlete Magazine's Southeast Region Coach of the Year for the second time in three years.
- Nominee For Kodak 1975 National Coach of The Year.
- Coach of his third consecutive UKIT championship team.
- Member 1976 Olympic Basketball Committee.

Such personal and team honors in 1975 were gratifying to Joe B. Hall, but the Wildcat coach has his eye on things more current as he enters his fourth year as head of the nationally famous Wildcats.

The challenge facing him now is entirely different from last year, when he blended a crop of big, talented freshmen with six fine seniors, a junior and two sophomores to produce a finely honed, exciting squad that set the nation on its ear and vaulted the Wildcats back into national prominence.

The scene has changed dramatically, leaving Hall with one of the most youthful squads in the history of Wildcat basketball. He feels they must overcome that youthfulness with intelligent play, 100 per cent hustle and defensive toughness.

Although he is recognized as one of the nation's finest offensive coaches, it was the defensive play of Hall's 1975 squad that caught the nation's imagination. The Wildcats at

times were accused of being excessively rough and of using "karate" defense, but in the long run they proved that they were merely preparing themselves for the rugged road to the NCAA championship game.

The championship crown eluded Hall and the Wildcats, but they gave such a good account of themselves that Kentucky basketball again was a national byword.

At the end of the season, Hall's three-year record stood at 133-82, excluding a 17-2 record on a 1974 tour of Australia. He had the distinction in 1973 of becoming the first rookie coach in the SEC to be designated Coach of the Year by his fellow coaches and by Coach and Athlete Magazine.

Gathering such honors has been one of Hall's trademarks during a coaching career that began at Shepherdsville (Ky.) High School in 1956 and continued through Regis College and Central Missouri State College before he returned to UK in July 1, 1965, as an assistant to his former coach, Adolph Rupp.

During Hall's two years at Shepherdsville, the Cougars won a Mid-Kentucky Conference title and he was named "Coach of the Year" in 1958. He then served one year as freshman coach and five years as head basketball coach at Regis College in Denver, Colo., where he was also athletic director and earned special recognition as coach of the champion independent team in the area.

While in Denver, he also coached the Capital Federal host team in the 1964 AAU tournament and was selected as head coach of the AAU Stripes in the Olympic trials at Jamaica, N. Y.

His next move was to Central Missouri, where he coached the Mules (19-6) to their first MIAA Conference championship since 1951 and their first Christmas Tournament title in history. He was named MIAA "Coach of the Year" (1964-65).

A three-letter winner and team captain in both sports in high school at Cynthiana, Ky., he played freshman basketball and one year of varsity basketball in the "Fabulous Five" era at the University before transferring to the University of the South at Sewanee, Tenn., where he set a school single game scoring record and was team captain. Coach Lon Varnell, upon retirement, rated Hall as No. 1 of the three best players he ever coached.

After touring Europe with the Globetrotters in 1951, Hall returned to U.K. in 1955 to complete requirements for his B.A. and later (1964) received his M.A. at Colorado State University.

Returning to U.K. again in 1965 as assistant coach and head recruiter, he was instrumental in adopting a running-conditioning program which obviously paid huge dividends as the Wildcats capitalized on speed and endurance to offset a lack of size and advance to the championship game of the NCAA Finals. Hall then successfully recruited six prep All-Americans, including all-time U.K. scoring leader Dan Issel, to form the nucleus of a varsity team that won three straight conference championships and was followed by a team that won three more consecutive SEC titles.

Hall became No. 1 varsity assistant and head freshman Coach to Rupp after Harry C. Lancaster was named permanent athletic director Feb. 1, 1969. His record with the freshmen was 60-15, including an undefeated (22-0) season (1971-72) which resulted in the Kittens being crowned National Freshman Champions by the Basketball News.

During his first season as head coach, the Wildcats won their last nine conference games to sew up the SEC title.

His nine-year coaching record is 135-82. Broken down, it shows a 57-50 five-year mark at Regis, a 19-6 record at Central Missouri, and a 59-26 three-year record at Kentucky.

A popular personality on the clinic and convention circuits, Hall also has had much international exposure. In addition to the Globetrotters tour in 1951, and the "Down Under" tour in 1974, he has helped conduct basketball clinics for the U.S. Army in Anchorage and Fairbanks, Alaska (1968) and at Ramstein Air Base in Frankfurt, Germany and the RAF Base at Mildenhall, England, last Sept. He also was Olympic Trials coach under Hank Iba at the Air Force Academy in July 1972 and is a member of the 1976 Olympic Basketball Committee.

He is married to the former Katharine Dennis of Harrison County, Ky. They have three children—Judy, 20; Kathy, 19, and Steve, 15.



1975-76 BASKETBALL STAFF—Head Coach Joe B. Hall, kneeling, is shown with his staff. From left, Dick Parsons, Lynn Nance and Leonard Hamilton.

### DICK PARSONS, Assistant Coach

To label Dick Parsons a easy-going, carefree individual, would be a gross miscalculation. The former star U.K. athlete, who holds the distinction of captaining two varsity sports—basketball and baseball—thrives on competition and as the saying goes, “will flat get after you,” whether he is involved in his daily running program, playing golf or going after a lunker in his favorite fishing hole on the Licking River. And it is this spirit which reaps dividends with the Wildcats on the basketball court.

The well respected Parsons, who begins his fourth year as Joe B. Hall’s No. 1 assistant, returned to the University as baseball coach in 1969. Before giving up his position to join basketball on a full time basis, he molded a team (1971) which established or tied 15 school records.

A mountaineer in his own right, Parsons came to the University in 1958 after an outstanding career as a four-sports star at Harlan High School, where he had a three-year basketball scoring total of 1,276 points.

A consistent player who made few mistakes at UK, Parsons was known as a fine outside shooter and for his aggressive defense during three years as a starting guard. His career high 21 points came against Mississippi as a sophomore.



He was a two-time (1960, '61) recipient of the coveted A. B. Chandler award, given annually for the player best exemplifying the qualities of leadership, scholarship, character and ability. Only three other Wildcats have twice been so honored since the award was originated in 1951.

Holding more Wildcat baseball records than any other player, he was an All-Conference shortstop in 1959, and 1961, All-NCAA District 1960, '61, and All-American '61. He hit .400 his senior year.

He was an assistant football coach at Glasgow High two years and baseball and basketball coach at Boyle County High from 1963 to 1968.

While working on his Master's Degree at the University in 1968-69, he scouted, recruited and helped with the Wildcat freshmen team, later accepting a part-time assistantship in basketball in addition to his baseball job.

He is married to the former Celia Cawood of Harlan. They have a daughter, Kathy, 9, and a son, Ed, 11.

### LEONARD HAMILTON, Assistant Coach

Much of Kentucky's defensive prowess last year can be credited to the talent of Leonard Hamilton, a second year assistant, who came to UK after three years as an assistant at Austin Peay State University.

In high school at Gastonia, N. C., he lettered three-years in football and twice in basketball. He was basketball team captain two years at Gaston Community College in Dallas, N. C., where he scored 54 points in one game, set a record for most field goals in a season, and was All-Region and All-Tournament.

At University of Tennessee—Martin, he was team captain and led in assists and steals, was most valuable defensive player, All-Conference and All-Tournament. He was elected "Mr. Volunteer" by the student body and played in the Kentucky-Tennessee All-Star game.

At Austin Peay, he coached the freshman team, scouted and recruited. During his three years there, the Governors went from last place to first in the OVC, appeared in two NCAA tournaments and were nationally ranked in scoring.

He is married to the former Claudette Hale. They have a son, Lenny, 5.

### LYNN NANCE, Assistant Coach

A stickler for detail and a motivator of young men are just two qualities which brand Lynn Nance as one of the bright young coaches on the collegiate basketball scene.

A former All-Coast and All-Pac 8 Conference forward at the University of Washington, Nance had coaching experience at his alma mater and was with the FBI and NCAA before joining UK in August 1974 as head recruiter and assistant coach.

He began his collegiate basketball career at Southwest Baptist Junior College in Bolivar, Mo., after earning prep All-State and All-District honors as a four-sports athlete in his native Granby, Mo.

He starred for Washington in 1963-64 and 1964-65, and after graduation, spent most of one exhibition season with the St. Louis Hawks before an injury ended his pro aspirations.

He was coach and athletic director one year at Versailles, Mo., High School, where he compiled a 28-2 record, won the conference championship and advanced to the regional playoffs.

Nance was freshman coach under Mac Duckworth at Washington one year and freshman coach and recruiter two years under Tex Winter, with varsity coaching assignments on defense and with the big man.

He spent three years with the FBI before joining the NCAA headquarters staff of Walter Byers. He is married to the former Sally Ann Scholes of Granby. They have a son, Kevin, 12.



BARTON



KEIGHTLEY




ROLLINS

**BOBBY BARTON, Associate Trainer**—When Bobby Barton returned to his alma mater last August, he realized a goal set when he earned his B.A. degree at UK in 1968. He earned an M.A. at Marshall University in 1970 where he was head basketball trainer two years before taking a similar post at University of Florida. He became head trainer at Florida International University in Miami in 1972, and while there, took a leave of absence to acquire a Doctor of Arts degree in Adapted Physical Education at Middle Tennessee State University in 1975. While basketball is his primary duty at UK, he assists in football and will teach a physical education class on athletic injuries. He is married to the former Jojean Chestnut of Lexington.

**W. B. KEIGHTLEY, Equipment Manager**—Bill Keightley begins his second year on the staff and is the man behind-the-scenes for the well outfitted Wildcats. A native of Lawrenceburg, he graduated from Kavanaugh High School where he played basketball for Ralph Carlisle and Fox DeMoisey. A mail carrier for U.S. Postal Services, he served in the U.S. Marines in World War II. He is married to the former Hazel Robinson of Lawrenceburg. They have a daughter, Karen 13.

**JANE ROLLINS, Administrative Secretary**—Handling the complex duties of the basketball office is nothing new to Jane Rollins—she has been doing it for over 20 years. A native of Lexington, she attended Sacred Heart Academy, Atherton High School and Bryan-Stratton College in Louisville, and the University of Kentucky.



**1975-76 STUDENT MANAGERS, TRAINER**—From Left, Manager Tripp Ramsey and assistants Bruce Hadden, Butch McKinney, Charles Allen and Don Sullivan, and trainer Charles Kimmel.

## SPORTS INFORMATION STAFF



**SPORTS INFORMATION DIRECTOR**—Russell Rice was named sports information director at UK in May, 1969, after serving two years as assistant to Ken Kuhn, who retired after more than two decades of service with the University. Rice came to the Wildcats from The Lexington Leader, where he was a general reporter eight years and sports editor five years. A native of Paintsville, Ky., he won letters in football, basketball and baseball at Van Lear High. After serving with the U.S. Marines in World War II, he attended Kentucky Wesleyan College and received his bachelor's at the University of Kentucky in 1951. He has served as manager of the NCAA Mid-East Basketball Tournament (1968), president of the Southeastern Conference Sports Information Directors Association and chairman of the Basketball Hall of Fame Committee of the College Sports Information Directors Association and was recipient of the 1971 Churchmen's "Sportswriter of the Year" award. As a newspaperman, his duties ranged from agricultural hearings in Washington to spending three months as the traveling companion to a Kentucky gubernatorial candidate. He attended a national sports editors seminar at Columbia University and reported the activities of such Wildcat teams as football coach Charlie Bradshaw's "Thin Thirty" and "The Runts" of basketball coach Adolph Rupp. He is a former Kentucky area correspondent for Time-Life-Fortune magazines and was Kentucky editor of Tobacco Magazine and Religious News Service. For the past seven years, he has pursued a hobby of researching Kentucky basketball and football. He edits the K-Mens Newsletter and has been honored by that organization for outstanding service. He also was honored recently by WAVE-TV for "Outstanding Contribution to Televised Sports." He is married to the former Miss Doris Thacker of Knott County. They have four children—Mrs. Rodney Morris of Indianapolis, Ind., Mrs. Mike Covington of Georgetown, and Russell James, 23, and Kim, 8, of Lexington.



Jack Perry joined the Sports Information staff in March, 1970, after 15 years with the Lexington Herald-Leader, where he was Librarian for 10 years. A native Lexingtonian, Jack attended the University in 1949-50 before entering the United States Air Force. He is married to the former Miss Barbara Sanders of Lexington. They have four children—Mrs. Greg Moore and Mrs. Deborah Case of Lexington, and Jack David, 17, and Todd, 15.

## WILDCATS FEATURED TWICE ON NATIONAL TELEVISION AND ONCE ON SOUTHEASTERN CONFERENCE SERIES

The Southeastern Conference Television Series enters its 12th year and the Kentucky Wildcats will keep intact their record of having appeared at least three times each year, making it the only SEC team to claim that magnetic attraction for its brand of basketball.

In fact, two of their games will be featured nationally and both will be in Lexington—Jan. 17 against Vanderbilt, and Mar. 6 against Alabama. The other SEC series game will be Feb. 7 at Tennessee.

Three teams—Alabama, Auburn and Tennessee are scheduled three times also, while Georgia and Vanderbilt will appear twice. Florida, LSU, Ole Miss and Mississippi State will appear only once.

The 10-week series over a regional network again will be produced by TVS Television of New York. All games will be played on Saturday afternoons.

Auburn opens the series at Louisiana State Jan. 3.

Kentucky has won 26 and lost only 14, for a 65 per cent win average during the eleven year series. The year-by-year breakdown: Won one of three games in '64-65, three of four in '65-66, two of four in both '66-67 and '67-68, three of five in '68-69, all four in '69-70, three of four in '70-71, two of three in both '71-72 and '72-73, one of three in '73-74, and all three in '74-75.

### The Schedule:

Date	Teams	Tip-Off
Jan. 3	Auburn at Louisiana State	1:00 CST
Jan. 10	Georgia at Vanderbilt	2:00 CST
Jan. 17	Vanderbilt at Kentucky (National TV)	4:00 EST
Jan. 24	Tennessee at Mississippi	1:00 CST
Jan. 31	Auburn at Florida	2:00 EST
Feb. 7	Kentucky at Tennessee	2:00 EST
Feb. 14	Georgia at Auburn	1:00 CST
Feb. 21	Alabama at Mississippi State	1:00 CST
Feb. 28	Tennessee at Alabama	1:00 CST
Mar. 6	Alabama at Kentucky (National TV)	1:00 EST

### SEC CAGE CHAMPIONS BY YEARS

1933	Kentucky	1947	Kentucky	1961	Miss. State
1934	Alabama	1948	Kentucky	1962	Ky., Miss. St. (Tie)
1935	Ky., LSU (Tie)	1949	Kentucky	1963	Miss. State
1936	Tennessee	1950	Kentucky	1964	Kentucky
1937	Kentucky	1951	Kentucky	1965	Vanderbilt
1938	Ga. Tech	1952	Kentucky	1966	Kentucky
1939	Kentucky	1953	LSU	1967	Tennessee
1940	Kentucky	1954	Ky., LSU (Tie)	1968	Kentucky
1941	Tennessee	1955	Kentucky	1969	Kentucky
1942	Kentucky	1956	Alabama	1970	Kentucky
1943	Tennessee	1957	Kentucky	1971	Kentucky
1944	Kentucky	1958	Kentucky	1972	Ky., Tenn. (Tie)
1945	Kentucky	1959	Miss. State	1973	Kentucky
1946	Kentucky	1960	Auburn	1974	Vandy., Ala. (Tie)
				1975	Ky., Ala. (Tie)

(Tournament decided champion until 1951. Title determined by regular season play starting in 1951. Kentucky did not play a schedule in 1953 due to NCAA suspension.)

## SEC COMPOSITE STANDING — 1933-1975

(Conference Games, Regular Season Only)

Team	No. Titles	Won	Lost	Pct.
Kentucky .....	29*	435	91	.827
Tennessee .....	5*	344	222	.608
Vanderbilt .....	2*+	344	249	.580
Alabama .....	4*+	371	286	.565
Auburn .....	1	306	296	.508
Louisiana State .....	2*	301	309	.493
Florida .....	0	236	307	.435
Mississippi State .....	4*	265	353	.429
Georgia .....	0	213	375	.362
Mississippi .....	0	210	393	.348
Georgia Tech (withdrew after '64) .....	1	201	207	.492
Tulane (withdrew after '66) .....	0	195	252	.436
Sewanee (withdrew after '40) .....	0	3	76	.036

\*Title shared with LSU in 1935, LSU in 1954, Mississippi State in 1962, Tennessee in 1972, Alabama in 1975.

+Vanderbilt and Alabama tied in 1974.

### KENTUCKY IN THE SEC

Perhaps the greatest supremacy enjoyed by any team in any sport is reflected by Kentucky's basketball success in the Southeastern Conference since 1933. Against SEC teams in regular season, tournaments and playoffs, UK has annexed a record of 495 victories and lost only 97—a winning average of 84.0 per cent. The 'Cats have won 29 league championships and won over 60 team and individual records from regular season and tournament play. Only Tennessee, Vanderbilt, Alabama and Florida can boast of beating the Wildcats two in a row in the same season and only Mississippi State, Vanderbilt and Alabama are added to the exclusive club when the basis is widened to consecutive wins over two or more seasons. Kentucky's record against SEC teams since 1933, including non-conference games, is shown below.

	UK Won	Lost		UK Won	Lost
Alabama .....	56	12	Mississippi State .....	36	5
Auburn .....	33	7	Tennessee .....	71	21
Florida .....	32	10	Vanderbilt .....	64	18
Georgia .....	48	2	*Tulane .....	33	4
Louisiana State .....	40	3	*Georgia Tech .....	43	10
Mississippi .....	41	2	*Sewanee .....	2	0

\*Former members.

### FINAL SEC STANDING — 1974-75

	CONFERENCE			ALL GAMES				
	W	L	Pct.	W	L	Pct.	Pts.	Opp.
1. Kentucky .....	15	3	.833	26	5	.839	2858	2434
1. Alabama .....	15	3	.833	22	5	.815	2275	1994
3. Auburn .....	12	6	.667	18	8	.692	2125	2035
3. Tennessee .....	12	6	.667	18	8	.692	2251	1964
5. Vanderbilt .....	10	8	.556	15	11	.577	2182	2139
6. Florida .....	8	10	.444	12	16	.429	2290	2275
7. Louisiana State .....	6	12	.333	10	16	.385	2170	2331
8. Mississippi State .....	5	13	.278	9	17	.346	2106	2239
9. Mississippi .....	4	14	.222	8	18	.308	2122	2219
10. Georgia .....	3	15	.167	8	17	.320	1942	2097

## HOME FLOOR LOSSES SINCE 1943

(Total of 37)

Date	Opponent	Score	Margin
Jan. 8, 1955	Georgia Tech	59-58	1
Dec. 10, 1955	Temple	73-61	12
Dec. 21, 1955	Dayton (UKIT)	89-74	15
Dec. 10, 1956	St. Louis	71-70	1
Mar. 16, 1957	Michigan State (NCAA)	80-68	12
Dec. 20, 1957	West Virginia (UKIT)	77-70	7
Dec. 19, 1959	West Virginia (UKIT)	79-70	9
Jan. 2, 1960	Georgia Tech	62-54	8
Feb. 27, 1960	Tennessee	65-63	2
Dec. 3, 1960	Florida State	63-58	5
Dec. 22, 1960	St. Louis (UKIT)	74-72*	2
Dec. 4, 1961	Southern California	79-77	2
Feb. 12, 1962	Mississippi State	49-44	5
Dec. 1, 1962	Virginia Tech	80-77	3
Dec. 17, 1962	North Carolina	68-66	2
Jan. 5, 1963	Georgia Tech	86-85**	1
Jan. 19, 1963	Tennessee	78-69*	9
Feb. 18, 1963	Vanderbilt	69-67	2
Mar. 2, 1964	St. Louis	67-60	7
Dec. 19, 1964	Illinois (UKIT)	91-86	5
Jan. 5, 1965	Vanderbilt	97-79	18
Dec. 5, 1966	Illinois	98-97*	1
Dec. 13, 1966	North Carolina	64-55	9
Dec. 17, 1966	Florida	78-75	3
Dec. 28, 1966	Cornell	92-77	15
Jan. 5, 1967	Vanderbilt	91-89*	2
Jan. 23, 1967	Tennessee	52-50**	2
Feb. 11, 1967	Mississippi State	77-72*	5
Mar. 16, 1968	Ohio State (NCAA)	82-81	1
Dec. 7, 1968	North Carolina	87-77	10
Dec. 19, 1970	Purdue (UKIT)	89-83	6
Dec. 13, 1971	Michigan State	91-85	6
Dec. 4, 1972	Iowa	79-66	13
Feb. 3, 1973	Vanderbilt	83-76	7
Jan. 28, 1974	Vanderbilt	82-65	17
Feb. 23, 1974	Alabama	94-71	23
Feb. 25, 1974	Florida	75-65	10

\*One overtime period.

\*\*Double overtime.

Average loss margin—6.1

(Kentucky's home floor winning streak started against Ft. Knox on Jan. 4, 1943, following a loss to Ohio State two nights earlier. Before Ga. Tech snapped the string, the Wildcats had posted a national record 129 consecutive victories. All told, since the Ohio State loss, the Wildcats have won 381 and lost only 37 at home. Since Memorial Coliseum became the home floor at the start of the 1950-51 season, the record is 296-37.)

## KENTUCKY COACHES THROUGH THE YEARS

Years at UK	Name	Tenure	Won	Lost	Pct.	Best Season
1903-09	W. W. H. Mustaine and Others+ .....	7	21	35	.375	
1910	E. R. Sweetland & R. E. Spahr	1	4	8	.333	
1911	H. J. Iddings .....	1	5	6	.454	5-6 in 1911
1912	E. R. Sweetland .....	1	9	0	1.000	9-0 in 1912
1913	J. J. Tigert .....	1	5	3	.625	5-3 in 1913
1914-15	Alpha Brumage .....	2	18	7	.720	11-2 in 1914
1916	James Park .....	1	8	6	.571	8-6 in 1916
1917	W. P. Tuttle .....	1	4	6	.400	4-6 in 1917
1918	S. A. Boles .....	1	9	2-1*	.791	9-2-1 in 1918
1919	Andrew Gill .....	1	6	8	.428	6-8 in 1919
1920-24	George Buchheit .....	5	44	27	.619	13-1 in 1921
1925	C. O. Applegran .....	1	13	8	.619	13-8 in 1925
1926	Ray Eklund .....	1	15	3	.833	15-3 in 1926
1927	Basil Hayden .....	1	3	13	.187	3-13 in 1927
1928-30	John Mauer .....	3	40	14	.740	16-3 in 1930
1931-72	Adolph Rupp .....	42#	879	190	.822	25-0 in 1954
1973	Joe B. Hall .....	3	59	26	.694	26-5 in 1975

18 Coaches in 72 Seasons—Record 1504 Games:  
Won 1142, Lost 362, Tied 1—75.9%

\*Unique tie game resulted from scorer's error discovered after game.

#No schedule played in 1953—Rupp's record for 41 seasons.

+Basketball at UK reportedly started when W. W. H. Mustaine called together some students, took up a collection totaling \$3 for a ball and told them to start playing. There was no official coach from 1903 until 1910. Managers ran the team.

### ON THE TRAIL OF TITLES — NCAA CHAMPIONS

1939 Oregon	1951 Kentucky	1963 Loyola (Chicago)
1940 Indiana	1952 Kansas	1964 UCLA
1941 Wisconsin	1953 Indiana	1965 UCLA
1942 Stanford	1954 LaSalle	1966 Texas Western
1943 Wyoming	1955 San Francisco	1967 UCLA
1944 Utah	1956 San Francisco	1968 UCLA
1945 Oklahoma A&M	1957 North Carolina	1969 UCLA
1946 Oklahoma A&M	1958 Kentucky	1970 UCLA
1947 Holy Cross	1959 California	1971 UCLA
1948 Kentucky	1960 Ohio State	1972 UCLA
1949 Kentucky	1961 Cincinnati	1973 UCLA
1950 CCNY	1962 Cincinnati	1974 N.C. St.
		1975 UCLA

## TOP ALL-TIME KENTUCKY SCORERS—VARSITY CAREER

### (The 1,000 Point Club)

Player—Pos.	Years	Points	Games	Average
1. Dan Issel (C) . . . . .	3 (1968-70)	2,138	83	25.7
2. Kevin Grevey (F) . . . . .	3 (1973-75)	1,801	84	21.4
3. Cotton Nash (C-F) . . . . .	3 (1962-64)	1,770	78†	22.69
4. Alex Groza (C) . . . . .	4 (1945, 47-49)	1,744	120	14.4
5. Louie Dampier (G) . . . . .	3 (1965-67)	1,575	80	19.7
6. Mike Casey (G) . . . . .	3 (1968-69-71)	1,535	82	18.7
7. Ralph Beard (G) . . . . .	4 (1946-49)	1,517	139	10.8
8. Cliff Hagan (C) . . . . .	2½ (1951-52, 54)	1,475	77	19.2
9. Pat Riley (F) . . . . .	3 (1965-67)	1,464	80	18.3
10. Johnny Cox (F) . . . . .	3 (1957-59)	1,461	84	17.3
11. Mike Pratt (F) . . . . .	3 (1968-70)	1,359	81	16.8
12. Frank Ramsey (G) . . . . .	3 (1951-52, 54)	1,344	91	14.7
13. Jim Andrews (C) . . . . .	3 (1971-73)	1,320	80	16.5
14. Tom Parker (F) . . . . .	3 (1970-72)	1,238	80	15.5
15. Bill Spivey (C) . . . . .	2 (1950-51)	1,213	63	19.2
16. Vernon Hatton (G) . . . . .	3 (1956-58)	1,154	76	15.1
17. Wallace Jones (F) . . . . .	4 (1946-49)	1,151	98*	....
18. Bill Lickert (F-G) . . . . .	3 (1959-61)	1,076	73	14.7
19. Jim Line (F) . . . . .	4 (1947-50)	1,041	100*	....
20. Bob Burrow (C) . . . . .	2 (1955-56)	1,023#	51	20.0
21. Jimmy Dan Conner (F-G) . . . . .	3 (1973-75)	1,009	85	11.9
22. Bobby Watson (G) . . . . .	3 (1950-52)	1,001	96	10.4

\* No record for number of games played in 1947.

† Achieved membership in club earliest of any Wildcat, hitting 1,000th point in the 19th game of junior year.

# Kentucky career totals only. Junior College total of 2,191 points not included.

### TOP REGULAR SEASON SCORERS

Player—Pos.	Year	Games	FG	FT	TP	Ave.
Dan Issel (C) . . . . .	1970 (Sr.)	26	339	198	876	33.7
Dan Issel (C) . . . . .	1969 (Jr.)	26	269	159	697	26.8
Cotton Nash (C-F) . . . . .	1964 (Sr.)	25	233	149	615	24.6
Kevin Grevey (F) . . . . .	1975 (Sr.)	26	265	99	629	24.2
Cliff Hagan (C) . . . . .	1954 (Sr.)	25	234	132	600	24.0
Cotton Nash (C-F) . . . . .	1962 (Soph.)	24	205	161	571	23.8
Jim Andrews (C) . . . . .	1972 (Jr.)	26	224	120	568	21.9
Kevin Grevey (F) . . . . .	1974 (Jr.)	25	232	83	547	21.9
Pat Riley (F) . . . . .	1966 (Jr.)	25	225	91	541	21.6
Louie Dampier (G) . . . . .	1966 (Jr.)	25	211	99	521	20.8
Cliff Hagan (C) . . . . .	1952 (Jr.)	26	206	128	540	20.8
Louie Dampier (G) . . . . .	1967 (Sr.)	26	219	99	537	20.6
Cotton Nash (C-F) . . . . .	1963 (Jr.)	25	176	162	514	20.6
Mike Casey (G) . . . . .	1968 (Soph.)	25	215	76	506	20.2
Mike Pratt (F) . . . . .	1970 (Sr.)	26	208	96	512	19.7
Alex Groza (C) . . . . .	1949 (Sr.)	26	188	134	510	19.6
Jim Andrews (C) . . . . .	1973 (Sr.)	26	217	75	509	19.6
Mike Casey (G-F) . . . . .	1969 (Jr.)	26	220	65	505	19.3



Twenty-Third Annual  
U.K. INVITATIONAL TOURNAMENT

Memorial Coliseum – December 19-20, 1975

First Night: Arizona State vs. Oregon State—7:00 p.m., EST

Georgia Tech vs. Kentucky—Appx. 9:00 p.m., EST

Second Night: Third Place Game—7:00 p.m. EST

Championship Game—Appx. 9:00 p.m. EST



1974 UKIT ALL-TOURNAMENT TEAM—From left, Steve Puidokas of Washington State, Rick Robey of Kentucky, Ronnie Daniel of Oklahoma State and Kevin Grevey of Kentucky. Keith Herron of Villanova, the fifth selection, is missing from the picture. Grevey was chosen on the Star team the third time, and MVP the second time. Daniel led tourney scoring with 56 points.

Oregon State returns to its third UKIT after capturing consolation game honors in 1962 and 1966. In '62, the Beavers lost to West Virginia, 70-65, and beat Iowa, 61-55, while in '66, they lost to Kentucky, 96-66, and beat Penn State, 64-61.

Kentucky leads the Beavers 2-0, beating them in the '66 UKIT, and 84-78, in 1970 in Lexington.

Arizona State and Georgia Tech are newcomers to the tournament, and State to competition with Kentucky.

The renewal of basketball competition with Georgia Tech revives one of the South's great rivalries. Even though the Wildcats hold a commanding 49-13 series lead, it was the Yellow Jackets which ended Kentucky's national record home court win streak at 129 when they upset the Cats, 59-58, in 1955. Since that game, Tech won nine of 20 games before the series ended in 1964 when they withdrew from the Southeastern Conference.

## UKIT PARTICIPANTS THROUGH THE YEARS

(Listed Alphabetically)

Team	Record	Titles	Years Played
Air Force	Won 0, Lost 2		1965
Army	Won 1, Lost 1		1968
Bradley	Won 0, Lost 2		1968
California	Won 2, Lost 4		1960, '65, '71
Cincinnati	Won 1, Lost 1		1967
Colorado State	Won 1, Lost 1		1972
Dartmouth	Won 0, Lost 2		1973
Dayton	Won 4, Lost 6	'55	1955-6, '64, -7, -9
De Paul	Won 0, Lost 2		1970
Duke	Won 1, Lost 3		1953, '69
Illinois	Won 3, Lost 3	'64	1956, '60, '64
Indiana	Won 1, Lost 1		1965
Iowa	Won 0, Lost 2		1962
Kansas State	Won 3, Lost 3		1961, '66, '70
KENTUCKY	Won 38, Lost 6	(16)	(Every)
LaSalle	Won 2, Lost 2		1953, '54
Michigan	Won 1, Lost 1		1968
Minnesota	Won 1, Lost 3		1955, '57
Missouri	Won 1, Lost 1		1971
Navy	Won 0, Lost 2		1970
Nebraska	Won 0, Lost 2		1972
North Carolina	Won 1, Lost 3		1957, '59
Ohio State	Won 1, Lost 3		1958, '73
Oklahoma State	Won 2, Lost 2		1958, '74
Oregon	Won 1, Lost 1		1972
Oregon State	Won 2, Lost 2		1962, '66
Penn State	Won 0, Lost 2		1966
Princeton	Won 2, Lost 2		1963, '71
Purdue	Won 2, Lost 0	'70	1970
St. Louis	Won 3, Lost 1	'60	1959, '60
South Carolina	Won 1, Lost 1		1967
Southern California	Won 1, Lost 1		1954
Southern Methodist	Won 1, Lost 1		1956
Stanford	Won 1, Lost 1		1973
Tennessee	Won 1, Lost 1		1961
UCLA	Won 1, Lost 1		1953
Utah	Won 0, Lost 4		1954, '55
Villanova	Won 1, Lost 1		1974
Wake Forest	Won 1, Lost 1		1963
Washington State	Won 0, Lost 2		1974
West Virginia	Won 6, Lost 4	'57, 59	1957-8-9, '62, '64
Wisconsin	Won 0, Lost 2		1963
Xavier	Won 0, Lost 2		1961

## U.K.I.T. TEAM SINGLE GAME RECORDS

Most Points Scored (Kentucky 112 vs. Michigan—1st Round, 1963) . . . . .	112
Most Points Both Teams (Kentucky 112 vs. Michigan 104—1st Round, 1968) . . . . .	216
Fewest Points Scored (Southern California vs. LaSalle—1st Round, 1954) . . . . .	38
Fewest Points Scored, Both Teams (LaSalle vs. Southern California—1st Round, 1954) . . . . .	87
Most Field Goals Attempted (Kentucky vs. De Paul—1st Round, 1956) . . . . .	100
Most Field Goals (Kentucky vs. De Paul—1st Round, 1970) . . . . .	46
Most Free Throws Attempted (St. Louis vs. West Virginia—1st Round, 1959) . . . . .	47
Most Free Throws Attempted, Both Teams (Kentucky 43 and Illinois 37—1st Round, 1960) . . . . .	80
Most Free Throws Made (St. Louis vs. West Virginia—1st Round, 1959) . . . . .	38
Most Rebounds (Dayton vs. West Virginia—Third Place Game, 1964; Purdue vs. Kentucky—Championship Game, 1970) . . . . .	74
Fewest Personal Fouls (Kentucky vs. SMU—1956) . . . . .	7
Most Personal Fouls (Kentucky vs. Washington State—1st Round, 1974) . . . . .	34
Most Personal Fouls, Both Teams (Kentucky 34 vs. Washington State 23—1st Round, 1974) . . . . .	57
Biggest Margin of Victory (Kentucky 91, Indiana 56—Championship Game, 1965) . . . . .	35
Smallest Margin of Victory (West Virginia 87 vs. St. Louis 86—1st Round, 1959 (Tied by St. Louis 54 vs. California 53 (1 OT)—1st Round, 1960; Cincinnati 71 vs. Dayton 70, 3rd Place, 1967) . . . . .	1
Overtime Victories—St. Louis twice in 1960 (St. Louis 54 vs. California 43 (1 OT), St. Louis 74 vs. Kentucky 72 (1 OT)	
Best Shooting Percentage (Game) (Kentucky vs. Army—Championship, 1968) . . . . .	61.5

## U.K.I.T. INDIVIDUAL SINGLE GAME RECORDS

Most Points Scored (Bill Bradley, Princeton vs. Wisconsin—3rd Place Game, 1963) . . . . .	47
Most Field Goal Attempts (Bill Bradley, Princeton vs. Wisconsin—3rd Place Game, 1963) . . . . .	37
Most Field Goals (Bill Bradley, Princeton vs. Wisconsin—3rd Place Game, 1963) . . . . .	18
Most Free Throws Attempted (Rick Roberson, Cincinnati vs. South Carolina—1st Round, 1967) . . . . .	21
Most Free Throws Made (Rick Roberson, Cincinnati vs. South Carolina—1st Round, 1967—on 21 FTA) . . . . .	16
Most Rebounds (Ron Johnson, Minnesota vs. North Carolina—1st Round, 1957; Rich Kelley, Stanford vs. Kentucky—Championship Game, 1973) . . . . .	27

## HIGH POINT PERFORMERS BY YEARS (Two Games)

1974 Ronnie Daniel (Okla.St.) . . . . .	56	1963 Bill Bradley (Princeton) . . . . .	77
1973 Kevin Grevey (Kentucky) . . . . .	50	1962 Cotton Nash (Kentucky) . . . . .	57
1972 Jim Andrews (Kentucky) . . . . .	48	1961 Larry Pursiful (Kentucky) . . . . .	60
1971 Brian Taylor (Princeton) . . . . .	66	1960 Bill Lickert (Kentucky) . . . . .	43
1970 Mike Casey (Kentucky) . . . . .	53	1959 Jerry West (West Virginia) . . . . .	70
1969 Dan Issel (Kentucky) . . . . .	60	1958 Jerry West (West Virginia) . . . . .	48
1968 Dan Issel (Kentucky) . . . . .	56	1957 Ron Johnson (Minnesota) . . . . .	56
1967 Mike Casey (Kentucky) . . . . .	46	1956 Jim Krebs (S.M.U.) . . . . .	47
1966 Louie Dampier (Kentucky) . . . . .	51	1955 Jim Paxson (Dayton) . . . . .	51
1965 Louie Dampier (Kentucky) . . . . .	46	1954 Phil Grawmeyer (Kentucky) . . . . .	41
1964 Henry Finkel (Dayton) . . . . .	64	1953 Cliff Hagan (Kentucky) . . . . .	55

## U.K.I.T. HISTORY

- 1953 CHAMPIONSHIP GAME: Kentucky 73, LaSalle 60.  
Consolation: UCLA 72, Duke 67.  
First Round: LaSalle 62, UCLA 53; Kentucky 85, Duke 69.  
Attendance: 16,714.
- 1954 CHAMPIONSHIP GAME: Kentucky 63, LaSalle 54.  
Consolation: Southern California 54, Utah 52.  
First Round: LaSalle 49, Southern California 38; Kentucky 70, Utah 65.  
Attendance: 17,973.
- 1955 CHAMPIONSHIP GAME: Dayton 89, Kentucky 74.  
Consolation: Minnesota 90, Utah 77.  
First Round: Dayton 77, Utah 73; Kentucky 72, Minnesota 65.  
Attendance: 19,185.
- 1956 CHAMPIONSHIP GAME: Kentucky 91, Illinois 70.  
Consolation: Southern Methodist 67, Dayton 59.  
First Round: Illinois 82, Dayton 65; Kentucky 72, Southern Methodist 67.  
Attendance: 15,753.
- 1957 CHAMPIONSHIP GAME: West Virginia 75, North Carolina 64.  
Consolation: Kentucky 78, Minnesota 58.  
First Round: North Carolina 73, Minnesota 67; West Virginia 77, Kentucky 70.  
Attendance: 20,956.
- 1958 CHAMPIONSHIP GAME: Kentucky 97, West Virginia 91.  
Consolation: Oklahoma State 63, Ohio State 59.  
First Round: West Virginia 67, Oklahoma St. 49; Kentucky 95, Ohio St. 76.  
Attendance: 20,386.
- 1959 CHAMPIONSHIP GAME: West Virginia 79, Kentucky 70.  
Consolation: St. Louis 68, North Carolina 52.  
First Round: West Virginia 87, St. Louis 86; Kentucky 76, North Carolina 70.  
Attendance: 22,713.
- 1960 CHAMPIONSHIP GAME: St. Louis 74, Kentucky 72 (1 overtime).  
Third Place: California 72, Illinois 54.  
First Round: St. Louis 54, California 53 (1 overtime); Kentucky 83, Illinois 78.  
Attendance: 15,095.
- 1961 CHAMPIONSHIP GAME: Kentucky 80, Kansas State 67.  
Third Place: Tennessee 75, Xavier 70.  
First Round: Kansas State 75, Xavier 67; Kentucky 96, Tennessee 69.  
Attendance: 16,013.
- 1962 CHAMPIONSHIP GAME: Kentucky 79, West Virginia 75.  
Third Place: Oregon State 61, Iowa 55.  
First Round: West Virginia 70, Oregon State 65; Kentucky 94, Iowa 69.  
Attendance: 22,138.
- 1963 CHAMPIONSHIP GAME: Kentucky 98, Wake Forest 75.  
Third Place: Princeton 90, Wisconsin 87.  
First Round: Wake Forest 96, Princeton 67; Kentucky 108, Wisconsin 85.  
Attendance: 22,111.
- 1964 CHAMPIONSHIP GAME: Illinois 91, Kentucky 86.  
Third Place: Dayton 71, West Virginia 67.  
First Round: Illinois 104, Dayton 86; Kentucky 102, West Virginia 78.  
Attendance: 22,804.
- 1965 CHAMPIONSHIP GAME: Kentucky 91, Indiana 56.  
Third Place: California 75, Air Force 70.  
First Round: Indiana 71, California 64; Kentucky 78, Air Force 58.  
Attendance: 21,069.
- 1966 CHAMPIONSHIP GAME: Kentucky 83, Kansas State 79.  
Third Place: Oregon State 64, Penn State 61.  
First Round: Kansas State 83, Penn State 59; Kentucky 96, Oregon State 66.  
Attendance: 21,318.

- 1967 CHAMPIONSHIP GAME: Kentucky 76, South Carolina 66.  
Third Place: Cincinnati 71, Dayton 70.  
First Round: South Carolina 64, Cincinnati 61; Kentucky 88, Dayton 85.  
Attendance: 22,371
- 1968 CHAMPIONSHIP GAME: Kentucky 80, Army 65.  
Third Place: Michigan 95, Bradley 93.  
First Round: Army 54, Bradley 52; Kentucky 112, Michigan 104.  
Attendance: 23,000
- 1969 CHAMPIONSHIP GAME: Kentucky 98, Duke 76.  
Third Place: Dayton 83, Navy 69.  
First Round: Duke 72, Dayton 67; Kentucky 73, Navy 59.  
Attendance: 23,365.
- 1970 CHAMPIONSHIP GAME: Purdue 89, Kentucky 83.  
Third Place: Kansas State 78, De Paul 68.  
First Round: Purdue 87, Kansas State 68; Kentucky 106, De Paul 85.  
Attendance: 23,462.
- 1971 CHAMPIONSHIP GAME: Kentucky 96, Princeton 82.  
Third Place: Missouri 82, California 70.  
First Round: Princeton 85, California 59; Kentucky 83, Missouri 79.  
Attendance: 22,337.
- 1972 CHAMPIONSHIP GAME: Kentucky 95, Oregon 68.  
Third Place: Colorado State 57, Nebraska 51.  
First Round: Oregon 73, Colorado State 69; Kentucky 85, Nebraska 60.  
Attendance: 23,100.
- 1973 CHAMPIONSHIP GAME: Kentucky 78, Stanford 77.  
Third Place: Ohio State 85, Dartmouth 80.  
First Round: Stanford 68, Ohio State 53; Kentucky 102, Dartmouth 77.  
Attendance: 23,116.
- 1974 CHAMPIONSHIP GAME: Kentucky 90, Oklahoma State 65.  
Third Place: Villanova 92, Washington State 83.  
First Round: Oklahoma State 88, Villanova 75; Kentucky 97, Washington State 75.  
Attendance: 22,489.

### TOURNAMENT TRAIL U.K. INVITATIONAL TOURNAMENT (20 Appearances—14 Championships)

- |      |                |  |
|------|----------------|--|
| 1974 | Won 2, Lost 0. | Defeated Washington State and Okla. State for Championship.                    |
| 1973 | Won 2, Lost 0. | Defeated Dartmouth and Stanford for Championship.                              |
| 1972 | Won 2, Lost 0. | Defeated Nebraska and Oregon for Championship.                                 |
| 1971 | Won 2, Lost 0. | Defeated Missouri and Princeton for Championship.                              |
| 1970 | Won 1, Lost 1. | Lost Championship to Purdue.   |
| 1969 | Won 2, Lost 0. | Defeated Navy and Duke for Championship.                                       |
| 1968 | Won 2, Lost 0. | Defeated Michigan and Army for Championship.                                   |
| 1967 | Won 2, Lost 0. | Defeated Dayton and South Carolina for championship.                           |
| 1965 | Won 2, Lost 0. | Defeated Air Force and Indiana for championship.                               |
| 1964 | Won 1, Lost 1. | Lost championship to Illinois.   |
| 1963 | Won 2, Lost 0. | Defeated Wisconsin and Wake Forest for title.                                  |
| 1962 | Won 2, Lost 0. | Defeated Iowa and West Virginia for championship.                              |
| 1961 | Won 2, Lost 0. | Defeated Tennessee and Kansas State for championship.                          |
| 1960 | Won 1, Lost 0. | Lost championship to St. Louis.  |
| 1959 | Won 1, Lost 1. | Lost championship to West Virginia.  |
| 1958 | Won 2, Lost 0. | Defeated Ohio State and West Virginia for championship.                        |
| 1957 | Won 1, Lost 1. | Eliminated by West Virginia in first game. Defeated Minnesota for third place. |
| 1956 | Won 2, Lost 0. | Defeated Southern Methodist and Illinois for championship.                     |
| 1955 | Won 1, Lost 1. | Lost championship to Dayton.   |
| 1954 | Won 2, Lost 0. | Defeated Utah and LaSalle for championship.                                    |
| 1953 | Won 2, Lost 0. | Defeated Duke and LaSalle for championship.                                    |

(For Dates, Sites and Scores See All-Time Record Section)

## N.C.A.A. TOURNAMENT

(Record 22 Appearances—4 championships)

1974	Won 4, Lost 1.	Lost to UCLA in Championship Game
1973	Won 1, Lost 1.	Eliminated by Indiana in Mideast Regional Finals.
1972	Won 1, Lost 1.	Eliminated by Florida State in Mideast Regional Finals.
1971	Won 0, Lost 2.	Lost to Western Kentucky in Mideast Regional first game.
1970	Won 1, Lost 1.	Eliminated by Jacksonville in Mideast Regional finals.
1969	Won 1, Lost 1.	Lost to Marquette in Mideast Regional first game.
1968	Won 1, Lost 1.	Eliminated by Ohio State in Regional finals.
1966	Won 3, Lost 1.	Lost to Texas Western in championship game.
1964	Won 0, Lost 2.	Lost to Ohio University in Mideast Regional first game.
1962	Won 1, Lost 1.	Eliminated by Ohio State in Mideast Regional finals.
1961	Won 1, Lost 1.	Eliminated by Ohio State in Mideast Regional finals.
1959	Won 1, Lost 1.	Eliminated by Louisville in Mideast Regional first round.
1958	NATIONAL CHAMPIONS.	
	Won 4, Lost 0.	Defeated Seattle for title.
1957	Won 1, Lost 1.	Eliminated by Michigan State in Midwest Regional finals.
1956	Won 1, Lost 1.	Eliminated by Iowa in Eastern Regional finals.
1955	Won 1, Lost 1.	Eliminated by Marquette in Eastern Regional first round.
1954	Withdrew after winning automatic berth as SEC champion.	
1952	Won 1, Lost 1.	Eliminated by St. Johns in Eastern Regional finals.
1951	NATIONAL CHAMPIONS.	
	Won 4, Lost 0.	Defeated Kansas State for title.
1949	NATIONAL CHAMPIONS.	
	Won 3, Lost 0.	Defeated Oklahoma A&M for title.
1948	NATIONAL CHAMPIONS.	
	WON 3, Lost 0.	Defeated Baylor for title.
1945	Won 1, Lost 1.	Eliminated by Ohio State in first round.
1942	Won 1, Lost 1.	Eliminated by Dartmouth in second game.

(For Dates, Sites and Scores See All-Time Record Section)

## SUGAR BOWL TOURNAMENT

(Ten Appearances—Five Championships)

1963	Won 2, Lost 0.	Defeated Duke for championship.
1956	Won 2, Lost 0.	Defeated Houston for championship.
1951	Won 1, Lost 1.	Eliminated in finals by St. Louis.
		Defeated Syracuse in consolation game.
1950	Won 1, Lost 1.	Eliminated in first game by St. Louis.
1949	Won 2, Lost 0.	Defeated Bradley for championship.
1948	Won 1, Lost 1.	Eliminated in finals by St. Louis.
1946	Won 0, Lost 1.	Lost to Oklahoma A&M.
1940	Won 0, Lost 1.	Lost to Indiana.
1939	Won 1, Lost 0.	Defeated Ohio State for championship.
1937	Won 1, Lost 0.	Defeated Pittsburgh for championship.

(For Dates, Sites and Scores See All-Time Record Section)

## NATIONAL INVITATION TOURNAMENT (NIT)

(Five Appearances—One Championship)

1950	Won 0, Lost 1.	Eliminated in first game by CCNY.
1949	Won 0, Lost 1.	Eliminated in first game by Loyola (Chicago).
1947	Won 2, Lost 1.	Eliminated by Utah in third game.
1946	Won 3, Lost 0.	Defeated Rhode Island for championship.
1944	Won 2, Lost 1.	Eliminated by St. John's in second game. Defeated Oklahoma A&M in consolation game.

(For Dates, Sites and Scores See All-Time Record Section)

**SOUTHERN INTERCOLLEGIATE ATHLETIC ASSOCIATION  
(SIAA) TOURNAMENT**

(Three Appearances—One Championship)

1924	Won 0, Lost 1.	Eliminated in first game by North Carolina.
1922	Won 1, Lost 1.	Eliminated in second game by Mercer.
1921	Won 4, Lost 0.	Defeated Georgia for championship.

**SOUTHERN CONFERENCE TOURNAMENT**

(Seven Appearances—No Championships)\*

1932	Won 1, Lost 1.	Eliminated in second game by North Carolina.
1931	Won 3, Lost 1.	Eliminated in finals by Maryland.
1930	Won 2, Lost 1.	Eliminated in semi-finals by Duke.
1929	Won 1, Lost 1.	Eliminated in second game by Georgia.
1928	Won 2, Lost 1.	Eliminated in semi-finals by Mississippi.
1926	Won 2, Lost 1.	Eliminated in semi-finals by Miss A&M.
1925	Won 1, Lost 1.	Eliminated in second game by Georgia.

\*Kentucky joined Southeastern Conference in 1933.

**OLYMPIC TRIALS TOURNAMENT**

(One Appearance—Champions College Bracket)

1948	Won 2, Lost 1.	Qualified as NCAA Champion. Defeated Louisville and Baylor for championship College Bracket. Lost to AAU Champion Phillips Oilers in National Finals.
------	----------------	---

**OLYMPIC GAMES**

(One Appearance—One World Championship)

1948	Won 8, Lost 0.	Kentucky participated along with the Phillips Oilers as the United States' basketball entry. Defeated France for the championship.
------	----------------	--

**SOUTHEASTERN CONFERENCE (SEC) TOURNAMENT**

(Nineteen Appearances—Record 13 Championships)\*

1952	Won 4, Lost 0.	Defeated Louisiana State for championship.
1951	Won 3, Lost 1.	Eliminated in finals by Vanderbilt.
1950	Won 3, Lost 0.	Defeated Tennessee for championship.
1949	Won 4, Lost 0.	Defeated Tulane for championship.
1948	Won 4, Lost 0.	Defeated Georgia Tech for championship.
1947	Won 4, Lost 0.	Defeated Tulane for championship.
1946	Won 4, Lost 0.	Defeated Louisiana State for championship.
1945	Won 4, Lost 0.	Defeated Tennessee for championship.
1944	Won 3, Lost 0.	Defeated Tulane for championship.
1943	Won 3, Lost 1.	Eliminated in finals by Tennessee.
1942	Won 4, Lost 0.	Defeated Alabama for championship.
1941	Won 3, Lost 1.	Eliminated in finals by Tennessee.
1940	Won 3, Lost 0.	Defeated Georgia for championship.
1939	Won 3, Lost 0.	Defeated Tennessee for championship.
1938	Won 0, Lost 1.	Eliminated in first game by Tulane.
1937	Won 3, Lost 0.	Defeated Tennessee for championship.
1936	Won 1, Lost 1.	Eliminated in second game by Tennessee.
1935	No Tournament Held.	
1934	Won 0, Lost 1.	Eliminated in first game by Florida.
1933	Won 4, Lost 0.	Defeated Mississippi State for championship.

\* No tournament held since 1952.

## FAME COMES TO THE WILDCATS

### OLYMPIC GOLD MEDAL WINNERS

(With seven players winning the coveted medal for Olympic participation, the University of Kentucky leads the nation in honorees.)

Wallace Jones . . . . . 1948	Kenny Rollins . . . . . 1948
Cliff Barker . . . . . 1948	Billy Evans . . . . . 1956
Ralph Beard . . . . . 1948	Adrian Smith . . . . . 1960
Alex Groza . . . . . 1948	

### CHANDLER TROPHY

(Donated annually by Radio Station WVLK of Lexington in honor of A. B. (Happy) Chandler, two-time Governor of Kentucky and former Commissioner of Baseball. This trophy is awarded to the basketball player chosen by a secret committee as best exemplifying the qualities of leadership, scholarship, character and ability.)

1975 . . . . . Jimmy Dan Conner	1962 . . . . . Larry Pursiful
1974 . . . . . Bob Guyette	1961 . . . . . Dick Parsons
1973 . . . . . Kevin Grevey	1960 . . . . . Dick Parsons
1972 . . . . . Stan Key	1959 . . . . . Johnny Cox
1971 . . . . . Larry Steele	1958 . . . . . Vernon Hatton
1970 . . . . . Dan Issel	1957 . . . . . Ed Beck
1969 . . . . . Dan Issel	1956 . . . . . Bob Burrow
1968 . . . . Thad Jaracz, Cliff Berger (tie)	1955 . . . . . Bill Evans
1967 . . . . Louie Dampier, Pat Riley (tie)	1954 . . . . . Frank Ramsey
1966 . . . . Larry Conley, Tommy Kron (tie)	1953 . . . . . Not awarded
1965 . . . . . Terry Mobley	1952 . . . . . Frank Ramsey
1964 . . . . . Larry Conley	1951 . . . . . Frank Ramsey
1963 . . . . . Roy Roberts	

### JOE B. HALL TROPHY

(Donated by Joe B. Hall to UK's Best Varsity Free Throw Shooter)

1975 . . . . . Rick Robey . . . . .	51 of 63—81.0%
1974 . . . . . Kevin Grevey . . . . .	83 of 100—83.0%
1973 . . . . . Steve Lochmueller . . . . .	33 of 38—86.8%

### ADOLPH F. RUPP TROPHY

(Donated by Adolph Rupp to UK's Best Varsity Free Throw Shooter—Retired in 1972)

1972 . . . . . Ronnie Lyons (G) . . . . .	70 of 80—87.5%
1971 . . . . . Kent Hollenbeck (G) . . . . .	82 of 93—88.2%
1970 . . . . . Larry Steele (F) . . . . .	45 of 49—91.8%
1969 . . . . . Phil Argento (G) . . . . .	47 of 61—77.0%
1968 . . . . . Mike Casey (G) . . . . .	79 of 96—82.3%
1967 . . . . . Louie Dampier (G) . . . . .	99 of 119—87.2%
1966 . . . . . Tommy Kron (G) . . . . .	57 of 67—85.1%
1965 . . . . . Louie Dampier (G) . . . . .	84 of 100—84.0%
1964 . . . . . Tommy Kron (G) . . . . .	28 of 34—82.3%
1963 . . . . . Scotty Baesler (G) . . . . .	59 of 69—85.5%
1962 . . . . . Larry Pursiful (G) . . . . .	89 of 109—81.6%

### KENTUCKY CENTRAL INSURANCE COMPANIES TROPHY

(Given annually by Kentucky Central, Lexington, to the player chosen by a secret committee as most valuable to his team.)

1975 . . . . . Kevin Grevey	1968 . . . . . Mike Casey
1974 . . . . . Kevin Grevey	1967 (tie) . . . Louie Dampier, Pat Riley
1973 . . . . . Jim Andrews	1966 (tie) . . . Pat Riley, Louie Dampier
1972 . . . . . Tom Parker	1965 . . . . . Pat Riley
1971 . . . . . Larry Steele	1964 (tie) . . Cotton Nash, Larry Conley
1970 . . . . . Dan Issel, Mike Pratt	1963 . . . . . Ted Deeken
1969 . . . . . Dan Issel	1962 . . . . . Cotton Nash



### HARRY C. LANCASTER AWARD

(Presented by Dawahare's of Kentucky to Varsity Starter Committing Fewest Turnovers)

1975	Bob Guyette (50)
1974	Ronnie Lyons (37)
1973	Ronnie Lyons (46)

### FRANK SEALE AWARD

(Presented by Athletics Alumnus Frank Seale to Outstanding Senior)

1975	Kevin Grevey
1974	Ronnie Lyons
1973	Jim Andrews
1972	Tom Parker
1971	Mike Casey
1970	Dan Issel
1969	Phil Argento
1968	Thad Jaracz
1967 (tie)	Louie Dampier, Pat Riley
1966 (tie)	Larry Conley and Tommy Kron
1965	John Adams

### FIRST SECURITY BANK AWARD

(Given by First Security National Bank To Leading Varsity Rebounder)

1975	Rick Robey (214)
1974	Bob Guyette (205)
1973	Jim Andrews (348)
1972	Jim Andrews (315)
1971	Tom Payne (283)
1970	Dan Issel (369)
1969	Dan Issel (321)
1968	Dan Issel (428)
1967	Thad Jaracz (215)
1966	Pat Riley (259)
1965	John Adams (214)

### K-MEN'S SCHOLASTIC AWARD

(Given by K-Men's Association in Memory of Sam Huey to the Team's Top Scholar Athlete Over Four-Year Period)

1975	Bob Guyette
1974	Ray Edelman
1973	Dan Perry
1972	Tom Parker
1971	Jim Dinwiddie
1970	Dan Issel
1969	Phil Argento
1968	Cliff Berger
1967	Louie Dampier
1966	Tommy Kron

### CLAUDE SULLIVAN MEMORIAL AWARD

(Presented by the Committee of 101 to the Varsity Leader in Assists)

1975	Jimmy Dan Conner, Mike Flynn (tie) (106)
1974	Mike Flynn (83)
1973	Jimmy Dan Conner (83)
1972	Stan Key (89)
1971	Larry Steele (93)
1970	Mike Pratt (99)
1969	Mike Casey (129)
1968	Mike Pratt (82)
1967	Pat Riley (68)
1966	Larry Conley (100)

### CENTRAL KENTUCKY NEWS CO. AWARD

(Presented by Stephen F. Rardin to Outstanding Varsity Defensive Player)

- |            |               |
|------------|---------------|
| 1975 ..... | Mike Flynn    |
| 1974 ..... | Larry Johnson |
| 1973 ..... | Mike Flynn    |

### KIWANIS 110 PERCENTER AWARD

(Given annually by the Kiwanis Clubs of Lexington to the player demonstrating effort beyond the call of duty.)

- |            |                   |            |              |
|------------|-------------------|------------|--------------|
| 1975 ..... | Larry Johnson     | 1969 ..... | Mike Pratt   |
| 1974 ..... | Jerry Hale        | 1968 ..... | Mike Casey   |
| 1973 ..... | Ronnie Lyons      | 1967 ..... | Brad Bounds  |
| 1972 ..... | Larry Stamper     | 1966 ..... | Larry Conley |
| 1971 ..... | Larry Steele      | 1965 ..... | Pat Riley    |
| 1970 ..... | Coach Adolph Rupp | 1964 ..... | Larry Conley |

### JAYCEES FRESHMAN LEADERSHIP AWARD

(Presented By Lexington Junior Chamber of Commerce To Freshman Chosen For Leadership On and Off The Court.)

- |            |                  |            |               |
|------------|------------------|------------|---------------|
| 1975 ..... | Rick Robey       | 1970 ..... | Doug Flynn    |
| 1974 ..... | Merion Haskins   | 1969 ..... | Randy Noll    |
| 1973 ..... | Reggie Warford   | 1968 ..... | Greg Starrick |
| 1972 ..... | Jimmy Dan Conner | 1967 ..... | Dan Issel     |
| 1971 ..... | Ronnie Lyons     | 1966 ..... | Phil Argento  |
|            |                  | 1965 ..... | Jim LeMaster  |

### TENNESSEE CLUB SEC AWARDS

- |            |                        |            |                          |
|------------|------------------------|------------|--------------------------|
| 1970 ..... | Dan Issel, Rebounder   | 1967 ..... | Louie Dampier, Shooter   |
| 1968 ..... | Cliff Berger, Academic | 1967 ..... | Pat Riley, Sportsmanship |

### SHIVELY MEMORIAL PLAQUE

(Presented by Notre Dame University in Memory of the late UK Athletic Director, Bernie Shively, to Most Valuable Player in Kentucky-Notre Dame Game)

- |            |                           |
|------------|---------------------------|
| 1974 ..... | Larry Johnson (Kentucky)  |
| 1973 ..... | John Shumate (Notre Dame) |
| 1972 ..... | Jim Andrews (Kentucky)    |
| 1971 ..... | Tom Parker (Kentucky)     |
| 1970 ..... | Austin Carr (Notre Dame)  |
| 1969 ..... | Mike Pratt (Kentucky)     |
| 1968 ..... | Phil Argento (Kentucky)   |
| 1967 ..... | Mike Casey (Kentucky)     |

### NAISMITH BASKETBALL HALL OF FAME

- |            |                     |
|------------|---------------------|
| 1969 ..... | Adolph Rupp (Coach) |
|------------|---------------------|

\*\*\*\*\*

Basil Hayden, who became the University of Kentucky's first basketball All-American in 1921, coached the Wildcats during the 1926-27 season, becoming the first UK alumnus to return as coach. Forty-six years later, Joe B. Hall, who was on the 1948-49 UK squad, became the second alumnus coach at UK.

\*\*\*\*\*

James Park, who coached the 1916 UK basketball team for athletic director J. J. Tigert, was a three-sport star at UK, earning letters in football, basketball and baseball. He scored five touchdowns rushing against Earlham in 1914 for a UK record that still stands. Park played major baseball after graduating from UK and later was a noted judge and attorney.

# KENTUCKY ALL-AMERICANS

(26 Players Chosen 39 Times)

\* Consensus; † Second Team Consensus



**BASIL HAYDEN**  
Forward—1921



**BURGESS CAREY**  
Guard—1925



**CAREY SPICER**  
F—1929-31



**PAUL McBRAYER**  
Guard—1930



**FOREST SALE**  
C-F—1932-33



**ELLIS JOHNSON**  
Guacd—1933



**JOHN DeMOISEY**  
Center—1934



**LeROY EDWARDS**  
Center—1935



**BERNARD OPPER**  
Guard—1939



**LEE HUBER**  
Guard—1940-41



**BOB BRANNUM**  
Center—1944



**JACK PARKINSON**  
Guard—1946



**RALPH BEARD**  
G—47-48\*-49\*



**ALEX GROZA**  
C—47-48†-49\*



**WALLACE JONES**  
Forward—1949†



**BILL SPIVEY**  
Center—1951\*



**CLIFF HAGAN**  
C—1952\*, 54\*



**FRANK RAMSEY**  
G—1952, 54†



**BOB BURROW**  
Center—1956†



**VERNON HATTON**  
Guard—1958



**JOHNNY COX**  
Forward—1959\*



**COTTON NASH**  
C-F—62†-63†-64\*



**PAT RILEY**  
Forward—1966



**LOUIE DAMPIER**  
Guard—1966†



**DAN ISSEL**  
C—1969-70\*



**KEVIN GREVEY**  
Forward—74-75

## ALL-SOUTHEASTERN CONFERENCE

(53 Players Chosen 95 Times)

Ellis Johnson (G) .....	1933	Shelby Linville (F) .....	1951
Forest Sale (C) .....	1933	Bobby Watson (G) .....	1951, '52
John DeMoisey (F) .....	1933, '34	Frank Ramsey (G) .....	1951, '52, '54
Bill Davis (G) .....	1934	Cliff Hagan (C) .....	1952, '54
Leroy Edwards (C) .....	1935	Bill Evans (G-F) .....	1955
Dave Lawrence (F) .....	1935	Bob Burrow (C) .....	1955, '56
Ralph Carlisle (F) .....	1936, '37	Johnny Cox (F) .....	1957, '58, '59
Warfield Donohue (G) .....	1937	Vernon Hatton (G) .....	1958
Bernie Opper (G) .....	1938, '39	Don Mills (C) .....	1960
Layton Rouse (G) .....	1940	Bill Lickert (F-G) .....	1959, '60, '61
Lee Huber (G) .....	1941	Larry Pursiful (G) .....	1962
James King (C) .....	1941	Cotton Nash (C-F) .....	1962, '63, '64
Marvin Akers (F) .....	1941, '43	Ted Deeken (F) .....	1964
Ermal Allen (F) .....	1942	Tommy Kron (G) .....	1965, '66
Melvin Brewer (C) .....	1943	Pat Riley (F) .....	1965, '66
Bob Brannum (C) .....	1944	Thad Jaracz (C-F) .....	1966
Jack Parkinson (G) .....	1944, '45, '46	Larry Conley (F) .....	1966
Jack Tingle (F) .....	1944, '45, '46, '47	Louie Dampier (G) .....	1965, '66, '67
Kenton Campbell (C) .....	1945	Mike Casey (G) .....	1968, '69, '71
Ralph Beard (G) .....	1946, '47, '48, '49	Dan Issel (C) .....	1968, '69, '70
Wallace Jones (F) .....	1946, '47, '48, '49	Mike Pratt (F) .....	1969, '70
Joe Holland (F) .....	1947	Larry Steele (F) .....	1971
Alex Groza (C) .....	1948, '49	Tom Parker (F) .....	1971, '72
Kenny Rollins (G) .....	1947, '48	Tom Payne (C) .....	1971
Jim Line (F) .....	1950	Jim Andrews (C) .....	1972, '73
Bill Spivey (C) .....	1950, '51	Kevin Grevey (F) .....	1973, '74, '75
Walt Hirsch (F) .....	1951		

### KENTUCKY ACADEMIC ALL-AMERICANS

Louie Dampier .....	Guard .....	1966-67
Dan Issel .....	Center .....	1970
Mike Pratt .....	Forward .....	1970
Mike Casey .....	Guard .....	1971
Bob Guyette .....	Forward .....	1975
Jimmy Dan Conner .....	Guard * .....	1975

### ALL-NCAA TOURNAMENT

*Alex Groza (C) .....	1948, '49	Johnny Cox (F) .....	1958
Bill Spivey (C) .....	1951	Pat Riley (F) .....	1966
Shelby Linville (F) .....	1951	Louie Dampier (G) .....	1966
Vernon Hatton (G) .....	1958	Kevin Grevey (F) .....	1975

\*Chosen Most Valuable Player 1948, '49.

### (REGIONAL)

*Alex Groza (C) .....	1948, '49	Cotton Nash (C-F) .....	1962
Bill Spivey (C) .....	1951	*Pat Riley (F) .....	1966
Bob Burrow (C) .....	1955, '56	Louie Dampier (G) .....	1966
Vernon Hatton (G) .....	1958	Mike Casey (G) .....	1968
Johnny Cox (F) .....	1957, '58, '59	Dan Issel (C) .....	1968, '69, '70
Bill Lickert (F) .....	1961	Jim Andrews (C) .....	1972, '73
Larry Pursiful (G) .....	1962	Mike Flynn (G) .....	1975
		Jimmy Dan Conner (G) .....	1975

\*Chosen Most Valuable Player.

### ALL-SOUTHERN CONFERENCE

Paul Jenkins (G) .....	1926	George Yates (G) .....	1931
Carey Spicer (G) .....	1929-'31	Ellis Johnson (C-F) .....	1932
Louis McGinnis (F) .....	1931		

## KENTUCKY BASKETBALL MODERN RECORD

### 1945-46 SEASON

Won 28, Lost 2                      NIT Champions  
SEC Champions (Tournament)

- Leading Scorers -

Jack Parkinson (6-0 Jr. G) . . . . .	11.3
Wallace Jones (6-4 Fr. F) . . . . .	9.7
Ralph Beard (5-10½ Fr. G) . . . . .	9.3
Jack Tingle (6-3 Jr. F) . . . . .	9.2
Wilbur Schu (6-4 Sr. F) . . . . .	7.7

### 1946-47 SEASON

Won 34, Lost 3                      NIT Runner-up  
SEC Champions (Tournament)

- Leading Scorers -

Alex Groza (6-7 Fr. C-F) . . . . .	393 Pts.*
Ralph Beard (5-10½ Soph G) . . . . .	392 Pts.
Kenneth Rollins (6-0 Jr. G) . . . . .	310 Pts.
Joe Holland (6-4 Sr. F) . . . . .	224 Pts.
Wallace Jones (6-4 Soph. C) . . . . .	217 Pts.

\*No record of number of games played by each man. Averages cannot be determined.

### 1947-48 SEASON—Won 36, Lost 3

World Champions (Olympic Games)  
SEC Champions (Tournament)  
National Champions (NCAA Tournament)

- Leading Scorers -

Alex Groza (6-7 Jr. C) . . . . .	12.5
(488 TP in 39 Games)	
Ralph Beard (5-10½ Jr. G) . . . . .	12.5
(476 TP in 38 Games)	
Wallace Jones (6-4 Jr. F-C) . . . . .	9.3
James Line (6-2 Soph. F) . . . . .	6.9
Kenneth Rollins (6-0 Sr. G) . . . . .	6.6

### 1948-49 SEASON—Won 32, Lost 2

National Champions (NCAA Tournament)  
SEC Champions (Tournament)

Ranked 1st Nationally AP  
Runner-up Sugar Bowl

Loser NIT in Attempted "Grand Slam"

- Leading Scorers -

Alex Groza (6-7 Sr. C) . . . . .	20.5
Ralph Beard (5-10½ Sr. G) . . . . .	10.8
Wallace Jones (6-4 Sr. F-C) . . . . .	9.6
Cliff Barker (6-2 Sr. G-F) . . . . .	7.3
Dale Barnstable (6-3 Jr. F-G) . . . . .	6.1

### 1949-50 SEASON—Won 25, Lost 5

SEC Champions (Tournament)  
Sugar Bowl Champions  
NIT Participant (0-1)  
Ranked 3rd Nationally AP

- Leading Scorers -

Bill Spivey (7-0 Soph. C) . . . . .	19.3
Jim Line (6-2 Sr. F) . . . . .	13.1
Walt Hirsch (6-4 Jr. F) . . . . .	9.9
Bobby Watson (5-10 Soph. G) . . . . .	7.5
Dale Barnstable (6-3 Sr. G) . . . . .	5.9

### 1950-51 SEASON—Won 32, Lost 2

National Champions (NCAA Tournament)  
SEC Champions

Ranked 1st Nationally AP-UP  
Third Sugar Bowl Tournament

- Leading Scorers -

Bill Spivey (7-0 Jr. C) . . . . .	19.2
Shelby Linville (6-5 Jr. F) . . . . .	10.4
Bobby Watson (5-10 Jr. G) . . . . .	10.4
Frank Ramsey (6-3 Soph. G) . . . . .	10.1
Walt Hirsch (6-3 Sr. F) . . . . .	9.1

### 1951-52 SEASON—Won 29, Lost 3

Ranked 1st Nationally AP-UP  
SEC Champions (14-0)

NCAA Tournament Participant (1-1)  
Runner-up Sugar Bowl

- Leading Scorers -

Cliff Hagan (6-4 Jr. C) . . . . .	21.6
Frank Ramsey (6-3 Jr. G) . . . . .	15.9
Bobby Watson (5-10 Sr. G) . . . . .	13.1
Lou Tsioropoulos (6-5 Jr. F) . . . . .	7.9
Lucian Whitaker (6-0 Sr. F) . . . . .	7.8

### 1952-53 SEASON (No Schedule Played)

### 1953-54 SEASON

Won 25, Lost 0

Ranked 1st Nationally AP, 2nd UPI  
UKIT Champions    SEC Champions (14-0)  
Declined NCAA Berth

- Leading Scorers -

Cliff Hagan (6-4 Sr. C) . . . . .	24.0
Frank Ramsey (6-3 Sr. G) . . . . .	19.6
Lou Tsioropoulos (6-5 Sr. F) . . . . .	14.5
Billy Evans (6-1 Jr. F) . . . . .	8.4
Gayle Rose (6-0 Jr. G) . . . . .	6.7

### 1954-55 SEASON—Won 23, Lost 3

NCAA Tournament Participant (1-1)  
UKIT Champions    SEC Champions (12-2)  
Ranked 2nd Nationally AP, UPI

- Leading Scorers -

Bob Burrow (6-7 Jr. C) . . . . .	19.0
Billy Evans (6-1 Sr. G) . . . . .	13.9
Jerry Bird (6-6 Jr. F) . . . . .	10.7
Phil Grawemeyer (6-7½ Jr. F) . . . . .	13.0*
Gayle Rose (6-0 Sr. G) . . . . .	7.4

\* Grawemeyer ranked 4th in total points with 260 in 20 games. Broke leg against De Paul and missed last six games.

**1955-56 SEASON—Won 20, Lost 6**

Ranked 9th Nationally AP  
Second SEC (12-2)

NCAA Tournament Participant (1-1)  
UKIT Runner-up

— Leading Scorers —

Bob Burrow (6-7 Sr. C) . . . . .	21.1
Jerry Bird (6-6 Sr. F) . . . . .	16.2
Vernon Hatton (6-3 Soph. G) . . . . .	13.3
Gerry Calvert (5-11 Jr. G) . . . . .	11.2
Phil Grawemeyer (6-7½ Sr. F) . . . . .	8.4

**1956-57 SEASON—Won 23, Lost 5**

Ranked 3rd Nationally AP, UPI

UKIT Champions SEC Champions (12-2)  
Sugar Bowl Champions

NCAA Tournament Participant (1-1)

— Leading Scorers —

Johnny Cox (6-4 Soph. F) . . . . .	19.4
Gerry Calvert (5-11 Sr. G) . . . . .	15.2
Vernon Hatton (6-3 Jr. G) . . . . .	14.8
John Crigler (6-3 Jr. F) . . . . .	10.3
Ed Beck (6-7 Jr. C) . . . . .	9.5

**1957-58 SEASON—Won 23, Lost 6**

National Champions (NCAA Tournament)  
SEC Champions (12-2)

Ranked 9th Nationally AP, 14th UPI  
UKIT Participant (1-1)

— Leading Scorers —

Vernon Hatton (6-3 Sr. G) . . . . .	17.1
Johnny Cox (6-4 Jr. F) . . . . .	14.9
John Crigler (6-3 Sr. F) . . . . .	13.6
Adrian Smith (6-0 Sr. G) . . . . .	12.4
Ed Beck (6-7 Sr. C) . . . . .	5.6

**1958-59 SEASON—Won 24, Lost 3**

NCAA Tournament Participant (1-1)

UKIT Champions Second SEC (12-2)  
Ranked 2nd Nationally

— Leading Scorers —

Johnny Cox (6-4 Sr. F) . . . . .	17.9
Billy Ray Lickert (6-3 Soph. G) . . . . .	13.5
Bennie Coffman (6-0 Jr. G) . . . . .	10.7
Don Mills (6-6 Jr. C) . . . . .	10.5
Dickie Parsons (5-10 Soph. G) . . . . .	8.0
(216 TP in 27 G)	
Sid Cohen (6-1 Jr. G) . . . . .	8.1
(203 TP in 25 G)	

**1959-60 SEASON—Won 19, Lost 7**

Third SEC (10-4) UKIT Runner-up  
— Leading Scorers —

Don Mills (6-6 Sr. C-F) . . . . .	12.7
(319 TP in 25 G)	
Billy Ray Lickert (6-3 Jr. F-G) . . . . .	14.4
(288 TP in 20 G)	
Sid Cohen (6-1 Sr. G) . . . . .	10.7
Bennie Coffman (6-0 Sr. G) . . . . .	10.2
Ned Jennings (6-9 Jr. C) . . . . .	8.8

**1960-61 SEASON—Won 19, Lost 9**

NCAA Tournament Participant (1-1)

UKIT Runner-up Second SEC (10-4)  
Ranked 18th Nationally UPI

— Leading Scorers —

Billy Ray Lickert (6-3 Sr. F-G) . . . . .	16.0
Roger Newman (6-4 Sr. F-G) . . . . .	14.1
Larry Pursiful (6-1 Jr. G) . . . . .	13.4
Ned Jennings (6-9 Sr. C) . . . . .	11.5
Carroll Burchett (6-4 Jr. F-C) . . . . .	5.1

**1961-62 SEASON**

Won 23, Lost 3 UKIT Champions  
SEC Co-Champions (13-1)

NCAA Tournament Participant (1-1)

Ranked 3rd Nationally AP, UPI

— Leading Scorers —

Cotton Nash (6-5 Soph. C-F) . . . . .	23.4
Larry Pursiful (6-1 Sr. G) . . . . .	19.1
Carroll Burchett (6-4 Sr. C-F) . . . . .	11.2
Scotty Baesler (6-0 Jr. G) . . . . .	10.9
Roy Roberts (6-4 Jr. F) . . . . .	7.0

**1962-63 SEASON—Won 16, Lost 9**

Fifth SEC (8-6) UKIT Champions

— Leading Scorers —

Cotton Nash (6-5 Jr. F-C) . . . . .	20.6
*Charles Ishmael (6-5 Jr. G) . . . . .	11.1
Ted Deeken (6-3½ Jr. F) . . . . .	9.8
Scotty Baesler (5-11½ Sr. G) . . . . .	9.7
Roy Roberts (6-4 Sr. F) . . . . .	9.0

\* Ineligible second semester

**1963-64 SEASON—Won 21, Lost 6**

UKIT and Sugar Bowl Champions

SEC Champions (11-3)

Ranked 3rd UPI, 4th AP Nationally

NCAA Tournament Participant (0-2)

— Leading Scorers —

Cotton Nash (6-5 Sr. C-F) . . . . .	24.0
Ted Deeken (6-3½ Sr. F) . . . . .	18.5
Larry Conley (6-3 Soph. F-C) . . . . .	12.2
Terry Mobley (6-2½ Jr. G) . . . . .	9.4
Randy Embry (5-11 Jr. G) . . . . .	7.2

1964-65 SEASON—Won 15, Lost 10  
5th SEC (10-6) Unranked in Polls  
UKIT Runner-up

— Leading Scorers —  
Louie Dampier (6-0 Soph. G) . . . . .17.0  
Pat Riley (6-4 Soph. F) . . . . .15.0  
Tommy Kron (6-5 Jr. G-F) . . . . .12.3  
John Adams (6-7 Sr. C) . . . . .11.8  
Larry Conley (6-3 Jr. F) . . . . .11.6

1965-66 SEASON—Won 27, Lost 2  
SEC Champions (15-1) UKIT Champions  
Ranked First Nationally in Polls  
National Runner-up in NCAA

— Leading Scorers —  
Pat Riley (6-4 Jr. F) . . . . .21.9  
Louie Dampier (6-0 Jr. G) . . . . .21.1  
Thad Jaracz (6-5 Soph. C) . . . . .13.2  
Larry Conley (6-3 Sr. F) . . . . .11.5  
Tommy Kron (6-5 Sr. G) . . . . .10.2

#### 1966-67 SEASON

Won 13, Lost 13 (Worst under Rupp)  
Tied 5th SEC (8-10) Unranked in Polls  
UKIT Champions

— Leading Scorers —  
Louie Dampier (6-0 Sr. G) . . . . .20.6  
Pat Riley (6-3 Sr. F) . . . . .17.4  
Thad Jaracz (6-5 Jr. C-F) . . . . .11.3  
Cliff Berger (6-8 Jr. C) . . . . .11.3  
Phil Argento (6-0 Soph. G) . . . . . 5.2

#### 1967-68 SEASON

Won 22, Lost 5 Ranked 4th in Polls  
SEC Champions (15-3) UKIT Champions

— Leading Scorers —  
Mike Casey (6-4 Soph. G) . . . . .20.1  
Dan Issel (6-8 Soph. C) . . . . .16.4  
Mike Pratt (6-4 Soph. F) . . . . .14.1  
Thad Jaracz (6-5 Sr. F) . . . . .11.3  
Phil Argento (6-2 Jr. G) . . . . .12.3

#### 1968-69 SEASON

Won 23, Lost 5 Ranked 7th in Polls  
SEC Champions (16-2) UKIT Champions

— Leading Scorers —  
Dan Issel (6-8 Jr. C) . . . . .26.6  
Mike Casey (6-4 Jr. G) . . . . .19.1  
Mike Pratt (6-4 Jr. F) . . . . .16.9  
Phil Argento (6-2 Sr. G) . . . . .10.0  
Larry Steele (6-5 Soph. F) . . . . . 8.6

#### 1969-70 SEASON—Won 26, Lost 2

SEC Champions (17-1) UKIT Champions  
Ranked First Nationally in Polls

— Leading Scorers —  
Dan Issel (6-8 Sr. C) . . . . .33.9

Mike Pratt (6-4 Sr. F) . . . . .19.3  
Tom Parker (6-6 Soph. F) . . . . .10.4  
Larry Steele (6-5 Jr. F) . . . . . 9.8  
Terry Mills (6-2 Jr. G) . . . . .9.1

#### 1970-71 SEASON—Won 22, Lost 6

SEC Champions (16-2) UKIT Runner-up  
Ranked 10th AP

— Leading Scorers —  
Tom Parker (6-7 Jr. F) . . . . .17.6  
Mike Casey (6-4 Sr. G) . . . . .17.0  
Tom Payne (7-2 So. C) . . . . .16.9  
Kent Hollenbeck (6-4 Jr. G) . . . . .14.0  
Larry Steele (6-5 Sr. F) . . . . .13.1

#### 1971-72 SEASON—Won 21, Lost 7

SEC Champions (14-4) UKIT Champions  
Ranked 14th UPI and 18th AP

— Leading Scorers —  
Jim Andrews (6-11 Jr. C) . . . . .21.5  
Tom Parker (6-7 Sr. F) . . . . .18.0  
Ronnie Lyons (5-10 So. G) . . . . .13.2  
Stan Key (6-3 Sr. G) . . . . .12.5  
Larry Stamper (6-6 Jr. F) . . . . .10.3

#### 1972-73 SEASON—Won 20, Lost 8

SEC Champions (14-4) UKIT Champions  
Ranked 15th UPI and 17th AP

— Leading Scorers —  
Jim Andrews (6-11 Sr. C) . . . . .20.1  
Kevin Grevey (6-5 So. F) . . . . .18.7  
Jimmy Dan Conner (6-4 So. G-F) . . . . .11.2  
Ronnie Lyons (5-10 Jr. G) . . . . . 9.2  
Mike Flynn (6-3 So. G) . . . . . 9.1

#### 1973-74 SEASON—Won 13, Lost 13

UKIT Champions  
Tied 4th SEC (9-9) Unranked in Polls

— Leading Scorers —  
Kevin Grevey (6-5 Jr. F) . . . . .21.9  
Bob Guyette (6-9 Jr. C) . . . . .12.7  
Jimmy Dan Conner (6-4 Jr. F-G) . . . . .12.0  
Mike Flynn (6-3 Jr. G) . . . . .11.5  
Ronnie Lyons (5-10 Sr. G) . . . . . 7.8

#### 1974-75 SEASON—Won 26, Lost 5

SEC Co-Champions (15-3) UKIT Champions  
National Runner-Up in NCAA  
Ranked 4th UPI and 6th AP

— Leading Scorers —  
Kevin Grevey (6-5 Sr. F) . . . . .23.6  
Jimmy Dan Conner (6-4 Sr. G) . . . . .12.4  
Rick Robey (6-10 Fr. C) . . . . .10.4  
Jack Givens (6-4 Fr. F) . . . . . 9.4  
Mike Flynn (6-3 Sr. G) . . . . . 9.0  
Bob Guyette (6-9 Sr. F) . . . . . 8.6

## AULD LANG SYNE TO MEMORIAL COLISEUM (1950-1976)

The pulsating cries of "Rip 'em Up, Tear 'em Up, Give 'em Hell Wildcats," will ring no more in Memorial Coliseum, the grandest of all basketball palaces, after this season.

For the Wildcats will tote their bags and move to a new arena, The Lexington Center's spacious 23,000 seat Rupp Arena in 1976.

It will mark UK's fourth home playing site and third in 52 years. Oddly enough, each of the former two lasted 26 years each and leaves one with the thought of where the Cats may be playing in the year 2002.

Only a little more than five decades ago (1924), the University of Kentucky provided its basketball team with its second home—a magnificent new Alumni Gymnasium seating 2,800 spectators.

A great many persons freely suggested that the arena would prove to be a "white elephant" which would never be crowded to anywhere near capacity by the sport that then was considered little more than an innocuous winter-months' pasttime.

But the hardwood game blitzed the nation and Kentucky's teams forged to the national forefront in such a crowd-pleasing manner that the "huge" hall soon could not begin to accommodate the large number of fans seeking to whet their new-found interest. In fact, the situation soon developed to the point where only the student body and faculty were admitted and for several years about all that Kentuckians at large knew of their state University's famed cage teams consisted of information gleaned from the radio and newspapers.

In 1941, when Dr. H. L. Donovan became president of the University, one of his first recommendations was for a building "that will properly take care of our athletics, our health service, physical education, and recreation." From this beginning came the plan that culminated in the construction of 11,500-seat Memorial Coliseum, an unparalleled edifice costing \$3,925,000 by the time it was completed in 1950.

The huge building, which serves as a memorial to the nearly 10,000 Kentuckians who lost their lives in World War II and the Korean conflict, covers an entire city block and contains as much space as a seven-story office building. Situated along Avenue of Champions, the Coliseum is used primarily for basketball games and Athletic Department offices, but also serves as the site of a sellout community concert and lecture series as well as conventions.

In sharp contrast to the early days in Alumni Gym, the present structure plays host to over a 150,000 Kentuckians annually for appearances of the famous Wildcat cage teams alone and interest has increased with such strides that even this splendid arena has become too small.

In fact, sale of season tickets has been closed to the public since the early 1960's with priority holders taking all the allotment other than student seating. The only hope for fans wishing to see individual games has been to wait outside the Coliseum ticket windows and grab unused seating in the student section minutes before tipoff time.

The arena itself evokes an atmosphere difficult to match—the character of great tradition permeates the air with near spiritual force.

A young coach new on Kentucky's schedule brought his team in for its initial practice session and stood silently surveying the grandeur of the Coliseum. After several moments of silence, he commented with a reverence.

"I have heard about this place but didn't believe it. I feel and sense something here I have never felt in any basketball arena. This has got to be THE place to play basketball." And like so many others, he and his team became another victim of the Wildcats the following night.


Since the doors opened in the Coliseum Dec. 1, 1950, the Wildcats have won 296 games and lost only 37 (home floor losses listed individually on page 20 for a near miraculous winning percentage of 88.9).

While the new arena will accommodate many more fans, there never will be another Memorial Coliseum!





# Player Profiles





JACK GIVENS, 6-4, 205 Sophomore Forward-Guard  
Lexington, Ky. (9/21/56)

Gifted on and off the court, Jack Givens is destined to become one of the most popular and successful players ever at Kentucky . . . Solid in the classroom and community, active in the Big Brothers program, Givens leads by example, giving of himself in the all important lesson of human relations . . . Capped a super freshman year by great tournament play, averaging 13 points in the final four games, including 24 in the NCAA semi-final game against Syracuse . . . Deadly shot from 15-feet in, can shoot from great range but prefers baseline jumpers and inside shooting where he can work for the percentage shot . . . Quickness, body control and great rhythm make him almost unstoppable around the basket with flea-flicker faking . . . Overcame faulty shooting early in the season (hit only 29 per cent first 11 games) to finish with a healthy 49.4 per cent, fourth best for time played . . . Fourth in team scoring (9.4), and rebounding (4.9), third in free throw shooting (74.1), and committed only 39 turnovers . . . Led scoring three games, rebounding six . . . High individual effort 26 pts., 16 rebounds against Mississippi . . . Scored in double figures 14 times . . . Selected with Robey on the All-SEC Freshman team . . . Led Bryan Station to a 76-17 three-year record while scoring 1,777 points, a 18.7 average . . . The Defenders won one District and two Regional titles . . . Set state tournament rebounding record with 25 against Owensboro . . . Prep All-American, twice All-State, Kentucky's "Mr. Basketball" for Ky-Indiana All-Star Series . . . Played in Derby Classic, the Kentucky All-Stars-Russian National Junior game, and the East-West All-Star game . . . Coach Bobby Barlow . . . Arts and Science.




Year	G	Sts.	Time	FG-FGA	Pct.	FT-FTA	Pct.	Reb-Ave	A	PF-D	Pts. Ave	Season High
Fr.	31	5	598	126-255	49.4	40-54	74.1	152-4.9	27	55-1	292	9.4 26 Miss. H



DAN HALL, 6-10, 220 Sophomore Center  
Betsy Layne, Ky. (9/26/54)

Big things are expected this year out of Dan Hall, who will be backing up Mike Phillips at center . . . The mountain man will benefit from a year's maturity and experience and looks to be in the best condition since he's been at UK, trimming down to 220 after a steady work schedule of weight lifting and running . . . Extra drills at the end of each practice session for the big men obviously are paying off in agility, quickness and stamina . . . Conceded by coach Hall as the best passing big man he has seen in many years, Dan sometimes is ahead of his receiver . . . An excellent ball handler (brought the ball upcourt against the press in high school) and dribbler, Hall has an excellent shot coming off the quick pivot with either a jumper or hook . . . Played in 17 games last year, averaging 1.8 ppg . . . Despite low playing time, he had some great moments when he came in against Tennessee and got the Cats going with two quick baskets, one a sweeping hook shot, an assist, and pulled down four rebounds in six minutes . . . High individual effort was four points in five games . . . A prep All-Stater at Betsy Layne, he scored 2,642 points during a four-year career for a 19.6 average . . . Averaged 25 ppg and 14 rebounds as a senior . . . High game 41 points . . . Four time All-District, All-Regional . . . Played on the Kentucky All-Stars vs. the Russian National Junior team and the Kentucky East-West All-Star game . . . Lettered twice each in golf and baseball . . . Coach Tommy Boyd . . . Physical Education.



Year	G	Sts.	Time	FG-FGA	Pct.	FT-FTA	Pct.	Reb-Ave	A	PF-D	Pts. Ave	Season High
Fr. jv	1	1	.....	13-18	72.2	0-0	.....	14-14.0	2	4-0	26	26 St.Cath. H
Fr. v	17	0	70	15-23	65.3	0-3	.....	29-1.7	6	12-0	30	1.8 4 4 Times



MERION HASKINS, 6-4 205 Junior Forward  
Campbellsville, Ky. (5/13/55)

A player solid in fundamentals whose forte is tough defense is Merion Haskins . . . The dependable junior has won the confidence of the coaching staff, which does not hesitate to put him in a tight situation "because he will carry out an assignment given to him" . . . Bearing out their evaluation is the fact that Haskins logged more playing time in three away losses (Indiana, Auburn and Florida) than any other games, which points out he was replacing someone not getting the job done . . . While Haskins' 0.9 ppg is not indicative of his scoring ability (led JV scoring as a freshman with 18.6 ppg), his shooting percentage, 33.3, is well below his norm (shot 50.3 as a JV) . . . Hall points to his value away from the ball—blocking out on the boards, getting out on the break to force the defense away from the ball . . . Played in 26 games . . . Scored four points in three games, pulled down four rebounds against Tennessee for individual highs . . . Had a JV high 31 points against Ky. Bus. College and averaged 11.3 rebounds . . . Prep All-State at Taylor County, which he led to a 87-21 four-year record . . . Top player in the Fifth Region as a senior . . . Lettered in football and track . . . Played in Kentucky East-West All-Star game, Sharon (Pa.) Tournament and the Midwestern Classic at Dayton . . . Clem Haskins of the NBA Washington Bullets is his brother . . . Coach Billy B. Smith . . . Physical Education and Business.



Year	G	Sts.	Time	FG-FGA	Pct.	FT-FTA	Pct.	Reb-Ave	A	PF-D	Pts.	Ave	Season High
Fr. jv	10	10	.....	83-165	50.3	20-33	60.6	113-11.3	18	27-0	186	18.6	31 KyBsCol H
Fr. v	2	0	3	0-1	.....	0-0	.....	3-1.5	0	0-0	0	.....	.....
So. v	26	0	128	10-30	33.3	4-7	57.1	25-1.0	6	11-0	24	0.9	4 3 Times



JOEY HOLLAND, 6-2 170 Junior Guard  
Charleston, W. Va. (2/25/55)

Rapid improvement over the summer has thrust Holland into contention for frontline reserve duty . . . A fine outside shot, Holland added some heft to his frame since last year and should be a stronger player in the Cats' beefed up ranks . . . One of the faster guards on the squad, was a leader in the conditioning program . . . Saw action in only eight games last year due to three senior guards, but is expected to improve in that category . . . Scored total of nine points and had seven rebounds . . . Hit 40 per cent from the field and 83.3 per cent of his free throws . . . High game four points at Miss. State . . . Averaged 11.6 for JV's, high game 22 against UK Dental School . . . Prep All-State at George Washington High where he averaged 21.6 ppg and 14.4 rebounds . . . Played in the Derby Classic . . . Lettered once in football and twice in track . . . Father, Joe Holland, played basketball at U.K. in '46, '47 and '48 . . . Coach Fred Aldridge . . . Business/Economics.



Year	G	Sts.	Time	FG-FGA	Pct.	FT-FTA	Pct.	Reb-Ave	A	PF-D	Pts.	Ave	Season High
Fr. jv	10	10	.....	54-104	48.1	16-19	84.2	27-2.7	40	23-1	116	11.6	22 Dent. Sch H
So. jv	1	1	.....	2-10	20.0	2- 2	100.0	4-4.0	3	5-1	6	6.0	6 St. Cath. H
So. v	8	0	19	2- 5	40.0	5- 6	83.3	7-0.9	1	7-0	9	1.1	4 Miss. St. A



LARRY JOHNSON, 6-2 205 Junior Guard  
Morganfield, Ky. (11/28/54)

Expected to assume the role as defensive leader and playmaker is Larry Johnson . . . The cat-quick guard added 10-lbs. to his frame (without sacrificing quickness) with heavy work on UK's nautilus equipment and could pass for a football halfback . . . A hustler in his own right, Johnson was recipient of the 110 per center award last year after winning the 1974 team defensive honor . . . Played in all 31 games, ranking seventh in time played with 502 minutes . . . Scored 4.3 points and pulled down 2.2 rebounds . . . Had greatest night against Notre Dame—with Cats trailing, he came in and led a full-court press which rattled the Irish and gave the Blue a lead it never relinquished—besides his defense, he scored 16 points, to win the coveted Bernie Shively Memorial Award as the game's MVP . . . Played super in NCAA—pulled down season high seven rebounds against tough Marquette, and then came in and scored crucial baskets against both Central Michigan and Indiana in the Mideast Regional . . . Prep All-State at Union County High where he averaged 16 ppg, 10 rebounds and 10 assists his senior year . . . Played in Kentucky-Indiana All-Star game and the Kentucky East-West All-Star game . . . Lettered one year in baseball . . . Coach Ernon Simpson . . . Arts and Science.




Year	G	Sts.	Time	FG-FGA	Pct.	FT-FTA	Pct.	Reb-Ave	A	PF-D	Pts.	Ave	Season High
Fr. jv	2	2	.....	16-20	80.0	8-8	100.0	11-5.5	7	4-0	40	20.0	22 Miami H
Fr. v	21	0	253	24-55	43.6	13-19	68.4	36-1.7	17	28-0	61	2.9	10 Auburn H
So.	31	0	502	57-137	41.6	18-35	51.4	67-2.2	61	71-2	132	4.3	16 N. Dame N



JAMES LEE, 6-5 220 Sophomore Forward  
Lexington, Ky. (1/17/56)

The squad's strongest individual, Lee negotiated the 400 lb. mark in the squat lift after a summer of work on the nautilus equipment, and then with other weights under the supervision of weight coach Pat Etcheberry during the pre-season conditioning program . . . A gifted player who can take the ball to the basket with the best, Lee has yet to find the consistency needed in all phases of his game to qualify for starting consideration . . . A scoring machine around the basket, he utilizes not only strength, but great leaping ability to make the necessary moves . . . Scored in double figures three games, a high of 13 points and seven rebounds against Mississippi State . . . Prep All-American and twice All-State at Henry Clay High while leading the Devils to a 65-21 three-year record . . . Set school records in scoring, 1,671 points, and 1,194 rebounds . . . Scored 42 points against Fairview in less than three-quarters . . . Blue Devils twice won Central Kentucky Conference and District titles, and one Regional title . . . Averaged 25 points and 18 rebounds his senior year . . . High point of prep career was beating Moses Malone in the One-on-One championship in the Derby Classic at Louisville . . . Played for victorious Kentucky-Indiana All-Stars in the Derby Classic, and the U.S. All-Stars in the Capital Classic in Washington D.C. . . . Played in the Kentucky-Indiana All-Star series . . . Coach Al Prewitt . . . Arts and Science.



Year	G	Sts.	Time	FG-FGA	Pct.	FT-FTA	Pct.	Reb-Ave	A	PF-D	Pts. Ave	Season High
Fr.	25	0	148	27-52	51.9	20-32	62.5	47-1.5	7	40-0	74	3.0 13 Miss. St. H






MIKE PHILLIPS, 6-10 235 Sophomore Center  
Manchester, Ohio (3/24/56)

A slimmer, stronger and more mobile Mike Phillips spells trouble for Kentucky opponents this year—some 15 to 20 lbs. under last year's weight, Phillips has put in a full summer getting into condition... The mammoth youngster from the Buckeye state has improved a variety of shots around the basket, particularly his jump-hook shot which he rarely misses... After playing well through 10 games, hit a midseason slump which he finally shook off with one of the season's finest efforts, a 26-point production in the season finale at Mississippi State as the Wildcats walloped State for the NCAA Mideast bid—Phillips put on an awesome display of power basketball, hitting 11 of 13 shots and grabbing eight rebounds in only 21 minutes of play... Continued superb play in NCAA tournament, scoring 11, 15, 10 and 10 points respectively against Marquette, Central Michigan, Indiana and Syracuse, before the final loss to UCLA... Credited by Hall as making pressure-packed shots which led to Indiana win... Played in all 31 games, averaging 14 minutes per game, 7.8 ppg and 4.4 rebounds... Third on team in shooting percentage, 50.9... Phillips has been short of sensational in pre-season workouts and with more playing time, has unlimited potential... Must cut down fouls to become effective to the program... Prep All-American and twice Ohio Player-of-the-Year, led Manchester High to the State AA Championship and a 26-0 1974 record, and to an incredible 80-10 four-year mark... Scored 2,573 career points to break the fabled Jerry Lucas' mark of 2,460... Scored 38 points and grabbed 22 rebounds in final game of the State Tournament... Captained the Panthers three-years... Four-time All-Suburban, three-time All-District and twice District Player-of-the-Year... Played with teammates Rick Robey and James Lee on the victorious U.S. All-Stars in the Capital Classic... Coach Bernard Conley... Arts and Science.



Year	G	Sts.	Time	FG-FGA	Pct.	FT-FTA	Pct.	Reb-Ave	A	PF-D	Pts. Ave	Season High	
Fr.	31	4	442	108-212	50.9	26-47	55.3	136-4.4	13	86-3	242	7.8	26 Miss. St. A



RICK ROBEY, 6-10 232 Sophomore Forward-Center  
New Orleans, La. (1/30/56)

Making a determined bid to become Kentucky's biggest, quickest and best forward ever is Rick Robey, whose reckless, hell-bent-for-leather style of basketball sometimes shocks even partisan Wildcat fans with his great intensity of play . . . Rarely do you see a 6-10 man dive to the floor for a loose ball, but even more rarely do you see Robey NOT go for a loose one . . . Like Phillips, Robey is some 15 lbs. lighter than last year . . . A pro scout watching the Cats practice last year payed him the ultimate compliment when he said, "He's a Celtic" . . . Robey's transition to forward from center was made much smoother when he won a place on the United States' Gold Medal winning Pan-American team and played forward against some great competition . . . Since returning to UK campus, his presence has picked up the entire team . . . An excellent jump shooter from the perimeter range, the big lad has excellent front moves to the basket and puts the ball to the board with either hand . . . Stats bear out his value last year when he led the team in three categories—shooting (54.4), free throw percentage (81.0) and rebounding (6.9)—on the negative side, he led in fouls (115) and disqualifications (10) . . . His 10.4 ppg was third best on the squad . . . He was in double figure scoring 19 times and rebounding nine . . . Individual highs were 28 points against Vandy, and 15 rebounds twice against LSU . . . Tied UK



record 12-12 free throws against Vandy, same game when he brought the house down with a length of court steal and a behind-the-back dribble to elude a defensive man for the score . . . Season honors included selection to the All-UKIT and All-SEC Freshman teams . . . A prep All-American and All-Stater at Brother Martin High, he led the Crusaders to a 1974 State Championship and to a 63-10 two-year record . . . Averaged 21 points and rebounds as a senior . . . All-New Orleans and city MVP, All-District and MVP, Times-Picayune MVP for 1974, American Press All-Tournament and Mr. Basketball, Newman Invitational All-Tournament and MVP . . . Played with teammates Phillips and Lee in Capital Classic and against Lee in the Derby Classic . . . Coach Tom Kolb . . . Agriculture.

Year	G	Sts.	Time	FG-FGA	Pct.	FT-FTA	Pct.	Reb-Ave	A	PF-D	Pts. Ave	Season High	
Fr.	31	27	616	135-248	54.4	51-63	81.0	214-6.9	16	115-10	321	10.4	28 Vandy




REGGIE WARFORD, 6-1 175 Senior Guard  
Drakesboro, Ky. (9/15/54)

The squad's only senior, Warford has demonstrated a fine touch of leadership despite seeing little action during his career . . . One who inspires his teammates by living the true concept of teamwork and spirit, he can be counted on as the team's holler guy . . . Possesses excellent quickness, hangs in the air with a fine jump shot, and is the team's best free throw shooter, twice qualifying for the "Free Throw Percentage Plaque" this year by hitting 50 straight . . . Saw action in 14 games accumulating 51 minutes playing time . . . Averaged 1.1 ppg and hit 80 per cent from the charity line . . . A player with first-rate work habits, he has demonstrated the ability to run the Cats' offense and should see firstline reserve duty this year . . . Led the JV as a freshman with 17.5 ppg while hitting 45.3 per cent of his shots . . . Scored 1,940 career points at Drakesboro High and led team to regional finals, losing to state champion Owensboro . . . Second team All-State . . . Played in Kentucky East-West All-Star game . . . A talented entertainer who sings, plays the piano or goes the comedy route with a keen sense of humor . . . Coach Robie Harper . . . Sociology.



Year	G	Sts.	Time	FG-FGA	Pct.	FT-FTA	Pct.	Reb-Ave	A	PF-D	Pts.	Ave	Season High	
Fr. jv	12	12	.....	100-221	45.3	10-19	52.6	41	3.4	16	34-4	210	17.5	24 Tenn. H Ga. A
Fr. v	1	0	2	0-1	.....	0-0	.....	0-0	0.0	0	0-0	0	.....	.....
So.	7	0	14	3-6	50.0	2-5	40.0	0-0	0.0	3	3-0	8	1.1	4 Miss. H
Jr.	14	0	51	4-16	25.0	8-10	80.0	7-	0.5	6	3-0	16	1.1	4 LSU H Miss. St. H Ga. H

## THE FRESHMEN



DWANE CASEY, 6-2 195 Freshman Guard  
Morganfield, Ky. (4/17/57)

A four-sport star at Union County High School, Casey earned four basketball letters, three baseball, two cross country and one football . . . Captained basketball and baseball teams . . . Followed in footsteps of former teammate Larry Johnson and is blessed with same solid background in fundamentals . . . Averaged 21 ppg and 10 rebounds as a junior and 23.5 ppg, 8 rebounds and 5 assists as a senior . . . Honors included first team All-State, All-Regional (2 yrs.), All-District (2 yrs.), Big-8 Conference Player-of-the Year, Sixth District Player-of-the-Year, All-Conference (2 yrs.), winner of the school defensive and rebounding awards, and All-Area baseball . . . Played in the Derby Classic, Kentucky-Indiana All-Star Games, and was selected to the Kentucky East-West All-Star game . . . Set school record 38 points and had a high rebounding performance of 25 . . . Outstanding student, a member of the National Honor Society carrying a 3.45 GPA . . . Was member of student council, Distributive Education Club and Speech and Drama Club at Union County . . . Coach Ernon Simpson . . . Arts and Science.






TRUMAN CLAYTOR, 6-1, 176 Freshman Guard  
Toledo, Ohio (2/2/57)

Considered the sleeper of the recruiting season in the nation last year, Claytor slipped through his prep senior season unknown to Kentucky . . . When assistant coach Leonard Hamilton saw him play in the Coliseum Classic (Ohio Stars vs. U.S. Stars) at Cleveland, winning MVP honors with 27 points, he went after him and landed him . . . And Kentucky fans will become familiar with the chant, T.C., T.C., the name the slick shooting guard likes to be called . . . Apparently has won a starting berth alongside Johnson . . . Labelled by coach Hall as a sure star of the future . . . Led the Scott Bulldogs to 22-3 and 20-2 seasons and two City Championships . . . Averaged 22.9 ppg on a balanced scoring team as a senior . . . Honors included first team All-City, All-District and All-State and Toledo City-League All-Star Player-of-the-Year . . . Led Ohio North All-Stars with 19 points and to a win over South All-Stars . . . Set school scoring record 46 points . . . High rebounding effort 10 . . . Picked up 20 lbs. during Wildcat weight-program this fall . . . Has shown great ability to spot the passing lane and hit the open man on the break as well as filling the role of outside shooter . . . Native Kentuckian, born in Ashland . . . First player at Scott to have jersey retired . . . Led Bulldogs to No. 4 ranking in Ohio AAA . . . Coach Ben Williams . . . Arts and Science.





BOB FOWLER, 6-4, 200 Freshman Forward  
Dearborn Heights, Mich. (12/6/56)

A four-year letter winner at Cherry Hill High School, Fowler led the Spartans to a 62-18 record . . . Averaged 8, 22, 25, and 28 points respectively and 9, 11, 16 and 19 rebounds . . . Set school scoring (51) and rebounding (27) records . . . Fowler will become Coliseum crowd favorite with great jumping ability . . . Has demonstrated shot ejection knack in practice and continually comes up with necessary second and third effort . . . Termed by coach Hall as one of hardest workers he has coached . . . "He wants to play so bad he can't wait for practice and this is the kind of player I want at Kentucky" . . . Fowler's willingness for extra work has moved his progress ahead of others at the same stage . . . Played in Derby Classic and Dayton All-American game, scoring 16 points, 19 rebounds and blocking five shots . . . Idolizes N.C. State's former star Dave Thompson "because he is the greatest leaper in basketball" . . . Physique is reminiscent of UK All-American Pat Riley . . . Fowler is the only married player on the team . . . Coach Dave McNally . . . Agriculture and Farm Management.



IN RECOGNITION OF OUTSTANDING ACHIEVEMENTS IN THE  
FIELD OF ATHLETIC ENDEAVOR, THE UNIVERSITY OF KENTUCKY  
ATHLETICS ASSOCIATION HAS RETIRED THE JERSIES OF THE  
FOLLOWING FORMER WILDCAT BASKETBALL PLAYERS

"THE FABULOUS FIVE" 1948  
NATIONAL CHAMPIONS - OLYMPIC GOLD MEDALISTS



12 RALPH BEARD  
1946-47-48-49

15 ALEX GROSZA  
1945-47-48-49

22 CLIFF BANKER  
1947-48-49

26 KENNETH ROLLINS  
1943-47-48

27 WALLACE JONES  
1946-47-48-49

UNDEFEATED NATIONAL CHAMPIONS 1954



6 CLIFF HAGAN  
1951-52-54

16 LOU TSIORPOULOS  
1951-52-54

20 GAYLE ROSE  
1952-54-55

22 JERRY BIRD  
1954-55-56



30 FRANK RAMSEY  
1951-52-54




42 BILLY EVANS  
1952-54-55



44 PHIL GRAWEMEYER  
1954-55-56

This handsome plaque is on display in the east concourse trophy case of Memorial Coliseum.

In a 10-year period from 1963-1973, Kentucky's 87.88 point scoring average ranked third nationally, topped only by Houston's 88.36 and Oklahoma City's 87.89. The Wildcats' 48.2 per cent marksmanship for the same period ranked fourth behind North Carolina's 49.2, Davidson's 48.7, and UCLA's 48.6.



1975-76 WILDCATS—Front Row, Left to Right: Head Coach Joe B. Hall, Reggie Warford, Dwane Casey, Pat Foschi (withdrawn from school), Larry Johnson, Joey Holland, Truman Claytor, Asst. Coach Dick Parsons. Back Row: Tripp Ramsey, Mgr., Asst. Coach Lynn Nance, Jack Givens, James Lee, Rick Robey, Dan Hall, Mike Phillips, Merion Haskins, Bob Fowler, Asst. Coach Leonard Hamilton, Associate Trainer Bobby Barton.

D  
N  
N  
D  
D  
D  
D  
D  
D  
D  
J  
J  
J  
J  
J  
J  
J  
F  
F  
F  
F  
F  
F  
M  
M  
M  
M  
M  
M



## SEASON RECORD — 1974-75

ALL GAMES: WON 26, LOST 5 — SEC ONLY: WON 15, LOST 3

Date	Opponent	Site	UK	Opp.	Crowd
Nov. 25	Ath. in Action (Ex)	(H)	103	65	8,576
Nov. 30	Northwestern	(H)	97	70	11,171
Dec. 2	Miami (O.)	(A)	80	73	7,105
Dec. 7	Indiana	(A)	74	98	17,418
Dec. 9	North Carolina	(N)	90	78	12,386
Dec. 20	Washington State	(H)	97	75	11,215
Dec. 21	Oklahoma State	(H)	90	65	11,274
Dec. 23	Kansas	(N)	100	63	13,114
Dec. 28	Notre Dame	(N)	113	96	16,615
Jan. 4	L. S. U.	(H)	115	80	12,420
Jan. 6	Georgia	(A)	96	77	10,100
Jan. 11	Auburn	(A)	85	90	11,399
Jan. 13	Tennessee	(A)	88	82	12,043
Jan. 18	Mississippi	(A)	85	82	4,713
Jan. 20	Alabama	(H)	74	69	12,453
Jan. 25	Florida	(H)	87	65	11,678
Jan. 27	Vanderbilt	(A)	91	90	15,528
Feb. 1	Mississippi State	(H)	112	79	11,206
Feb. 3	L. S. U.	(A)	77	76	9,350
Feb. 8	Georgia	(H)	75	61	11,121
Feb. 10	Auburn	(H)	119	76	12,354
Feb. 15	Tennessee	(A)	98	103	12,718
Feb. 17	Mississippi	(H)	108	89	10,517
Feb. 22	Alabama	(A)	84	79	15,043
Feb. 24	Florida	(A)	58	66	5,500
Mar. 1	Vanderbilt	(H)	109	84	11,012
Mar. 8	Mississippi State	(A)	118	80	5,129
Mar. 15	Marquette	(NCAA 1)	76	54	9,600
Mar. 20	Central Michigan	(NCAA 2)	90	73	13,458
Mar. 22	Indiana	(NCAA 2)	92	90	13,458
Mar. 29	Syracuse	(NCAA 3)	95	79	12,983
Mar. 31	UCLA	(NCAA 3)	85	92	15,151

Home Attendance—138,464

N—Freedom Hall, Louisville; 1—Tuscaloosa, Ala.; 2—Dayton, O.; 3—San Diego, Cal.

\* \* \* \* \*

### ORIGIN OF "WILDCATS" NICKNAME

Kentucky's athletic teams are known to sports fans as the Wildcats. This first and only nickname borne by University varsities had its origin in 1909 in a speech made by Commandant Corbusier, then head of the military department of old State College. Speaking to a chapel audience of students on the showing of the Kentucky football team in defeating Illinois six to two, the Commandant declared "they fought like Wildcats." The tag was popularized by word of mouth and by the press with the result that it has since become synonymous with all major Kentucky athletic teams.

## 1975-76 KENTUCKY VARSITY BASKETBALL ROSTER

No.*	Name	Pos.	Class	Ht.	Wt.	Age	Exp.	Hometown
10	Joey Holland	G	Jr.	6-2	170	20	SQ	Charleston, W. Va.
12	Larry Johnson	G	Jr.	6-2	205	21	2L	Morganfield, Ky.
15	Reggie Warford	G	Sr.	6-1	175	21	SQ	Drakesboro, Ky.
20	Dwane Casey	G	Fr.	6-2	195	18	--	Morganfield, Ky.
21	Jack Givens	F	So.	6-4	205	19	1L	Lexington, Ky.
22	Truman Claytor	G	Fr.	6-1	176	18	--	Toledo, Ohio
30	Merion Haskins	F	Jr.	6-4	205	20	1L	Campbellsville, Ky.
32	James Lee	F	So.	6-5	220	19	1L	Lexington, Ky.
44	Bob Fowler	F	Fr.	6-4	200	18	--	Dearborn Hts., Mich.
53	Rick Robey	C-F	So.	6-10	232	19	1L	New Orleans, La.
54	Dan Hall	C	So.	6-10	225	19	1L	Betsy Layne, Ky.
55	Mike Phillips	C	So.	6-10	235	19	1L	Akron, Ohio

\*Same Numbers on both home (white) and road (blue) uniforms.

HEAD COACH—Joe B. Hall (Fourth Year at Kentucky)  
 ASSISTANT COACHES—Dick Parsons, Leonard Hamilton and Lynn Nance  
 STUDENT MANAGER—"Tripp" Ramsey

SQUAD STRENGTH—12

Seniors—1  
 Juniors—3  
 Sophomores—5  
 Freshmen—3

LETTERMEN RETURNING—7

From Kentucky—5  
 From 2 Other States—2

LETTERMEN LOST—6

1974-75 KENTUCKY VARSITY BASKETBALL STATISTICS (31 Games) - FINAL

Name-Pos.	g	Min.	Fg-Fga	Pct.	Ft-Fta	Pct.	Reb-Ave.	A	Pf-Dq	Pts.	Ave.	T.O.
GREVEY, F	31	1023	303-592	51.2	124-157	79.0	199- 6.4	67	105-5	730	23.6	84
CONNER, G	31	954	171-338	50.6	42- 69	60.9	101- 3.3	106	82-1	384	12.4	7
ROBEY, C	31	616	135-248	54.4	51- 63	81.0	214- 6.9	16	115-10	321	10.4	54
GIVENS, F	31	598	126-255	49.4	40- 54	74.1	152- 4.9	27	55-1	292	9.4	39
FLYNN, G	31	826	109-232	47.0	62- 84	73.8	120- 3.9	106	72-1	280	9.0	75
GUYETTE, F	31	646	107-216	49.5	53- 76	69.7	209- 6.7	34	99-4	267	8.6	50
PHILLIPS, C	31	442	108-212	50.9	26- 47	55.3	136- 4.4	13	86-3	242	7.8	53
JOHNSON, G	31	502	57-137	41.6	18- 35	51.4	67- 2.2	61	71-2	132	4.3	45
LEE, F	25	148	27- 52	51.9	20- 32	62.5	47- 1.5	7	40-0	74	3.0	30
SMITH, F	18	64	17- 42	40.5	0- 0	---	21- 1.2	3	3-0	34	1.9	3
HALL, C	17	70	15- 23	65.2	0- 3	---	29- 1.7	6	12-0	30	1.8	9
HASKINS, F	26	128	10- 30	33.3	4- 7	57.1	25- 1.0	6	11-0	24	0.9	9
HALE, G	23	129	6- 14	42.9	11- 21	52.4	13- 0.6	20	6-0	23	1.0	14
WARFORD, G	14	51	4- 16	25.0	8- 10	80.0	7- 0.5	6	3-0	16	1.1	7
HOLLAND, G	8	19	2- 5	40.0	5- 6	83.3	7- 0.9	1	7-0	9	1.1	1
Rebounds:							Ky. Team 95	D.B.	Ky-Opp 52-62			
KENTUCKY TOTALS	31		1197-2412	49.6	464-664	69.9	1442-46.5	479	767-27	2858	92.2	552
OPPONENT TOTALS	31		925-2096	44.1	584-828	70.5	1274-41.1	367	633-20	2434	78.5	678

GAME-BY-GAME WILDCAT SCORING - 1974-75

Player	Northwestern (H)	Miami (O.) (A)	Indiana (A)	North Carolina (N)	Washington St. (UKIT)	Oklahoma St. (UKIT)	Kansas (N)	Notre Dame (N)	L. S. U. (H)	Georgia (A)	Auburn (A)	Tennessee (H)	Mississippi (A)	Alabama (H)	Florida (H)	Vanderbilt (A)	Mississippi St. (H)	L. S. U. (A)	Georgia (H)	Auburn (H)	Tennessee (A)	Mississippi (H)	Alabama (A)	Florida (A)	Vanderbilt (H)	Mississippi St. (A)	Marquette (NCAA)	Central Michigan (NCAA)	Indiana (NCAA)	Syracuse (NCAA)	U. C. L. A. (NCAA)								
Grevey, F. . . . .	32	16	22	16	24	27	29	28	20	32	29	24	27	20	26	27	16	17	20	37	24	22	16	16	28	30	19	17	17	14	34								
Conner, G. . . . .	12	11	11	35	10	4	16	15	6	8	27	8	13	18	12	18	8	17	12	10	10	5	10	10	15	10	13	8	17	12	9								
Robey, C. . . . .	8	2	6	6	6	25	4	14	15	6	4	10	13	16	10	4	12	15	12	10	18	24	10	10	4	11	4	11	10	9	2	8							
Givens, F. . . . .	8	10	0	6	4	2	4	4	6	0	0	18	2	10	19	10	18	14	10	8	20	26	17	9	6	13	0	12	8	24	8	10							
Flynn, G. . . . .	5	10	6	12	10	7	4	2	10	8	2	8	22	12	9	11	6	6	15	16	10	5	0	7	11	4	8	11	22	11	10	16							
Guyette, C-F. . . . .	7	17	5	10	16	0	3	18	14	19	10	11	4	4	4	6	12	6	2	4	6	17	17	0	4	6	14	6	2	7	16	4							
Phillips, C. . . . .	4	10	11	4	18	0	11	14	18	10	6	4	0	2	3	12	9	2	0	8	6	4	0	4	4	26	11	15	10	10	4	0							
Johnson, G. . . . .	4	2	7	1	2	6	13	16	6	8	5	1	4	0	4	3	13	0	4	8	4	0	6	0	0	2	4	6	6	4	0	0	2						
Lee, F. . . . .	11	2	2	0	1	10	3	0	8	0	0	0	0	0	0	0	4	0	4	8	0	0	4	0	2	6	0	0	2	0	0	0	2						
Smith, F. . . . .	2	0	0	0	4	4	0	0	2	2	2	0	0	0	0	0	4	0	0	2	0	0	0	0	4	2	0	0	0	0	0	0	0	2					
Hall, C. . . . .	0	0	0	0	0	0	0	0	2	0	0	4	0	0	0	0	4	0	0	0	0	2	0	0	0	4	0	0	0	0	0	0	0	0	0				
Hale, G. . . . .	0	0	4	0	2	5	0	1	2	0	0	0	0	0	0	0	4	0	0	0	0	0	0	0	0	4	0	0	0	0	0	0	0	0	0	0			
Haskins, F. . . . .	2	0	0	0	0	0	4	3	0	3	0	0	0	0	0	0	0	0	4	4	0	2	0	0	0	0	0	0	0	0	0	0	0	0	0	0	0		
Warford, G. . . . .	2	0	0	0	0	0	1	0	4	0	0	0	0	0	0	0	4	0	0	0	0	1	0	0	0	0	0	0	0	0	0	0	0	0	0	0	0	0	
Holland, G. . . . .	0	0	0	0	0	0	0	0	0	0	0	0	0	0	0	0	0	0	0	0	0	0	0	0	0	0	0	0	0	0	0	0	0	0	0	0	0	0	
Kentucky . . . . .	97	80	74	90	97	90	100	113	115	96	85	88	85	74	87	91	112	77	75	119	98	108	84	58	109	118	76	90	92	95	85	85	85	85	85	85	85	85	
Opponents . . . . .	70	73	98	78	75	65	63	96	80	77	90	82	82	69	65	90	79	76	61	76	103	89	79	66	84	80	54	73	90	92	79	92	92	92	92	92	92	92	92

INDIVIDUAL SINGLE GAME HIGHS

Points Scored	Field Goals Scored	Field Goals Attempted	Free Throws Scored	Free Throws Attempted	Rebounds	Player	Opponent	Date	Record
37	15	26	15	21	18	Conner	North Carolina	3-31-75	37 (FG 15, FT 7)
15	8	26	15	21	18	Grevey	Auburn	2-10-75	15 (FGA 26)
15	8	21	15	21	18	Grevey	Georgia	1-8-75	15 (FGA 21)
15	8	21	15	21	18	Grevey	Auburn	2-10-75	15 (FGA 21)
30	12	13	30	13	18	Robey	UCLA	12-9-75	30 (FGM 13)
12	12	12	12	12	18	Robey	Vanderbilt	3-31-75	12 (FTA 12)
12	12	12	12	12	18	Robey	Kansas	3-1-75	12 (FTM 9)
12	12	12	12	12	18	Robey	Vanderbilt	12-23-75	12 (FTM 12)
12	12	12	12	12	18	Robey	Alabama	3-1-75	12 (FTM 12)
18	18	56	18	56	18	Grevey	Alabama	1-20-75	18 (Team 56)

GAME-BY-GAME WILDCAT REBOUNDING - 1974-75

Robey, C	6	9	5	2	10	8	1	10	5	5	5	14	1	5	10	5	4	10	4	3	7	4	11	9	U. C. L. A. (NCAA)		
Guyette, C-F	6	1	3	6	9	2	8	6	4	10	18	4	6	4	12	6	10	1	2	15	7	7	6	5	Syracuse (NCAA)		
Grevey, F	6	1	3	6	9	2	8	6	4	10	18	4	6	4	12	6	10	1	2	15	7	7	6	5	Indiana (NCAA)		
Givens, F	5	5	1	4	4	6	2	6	0	5	2	4	6	4	6	4	6	4	3	8	3	4	0	6	Central Mich. (NCAA)		
Phillips, C	1	5	4	5	11	3	3	3	4	2	1	6	4	6	6	3	11	2	7	6	7	4	4	6	Marquette (NCAA)		
Flynn, G	3	4	2	3	5	3	5	3	4	2	4	3	6	5	2	3	3	7	1	3	3	3	3	4	Mississippi St. (A)		
Conner, C	1	2	1	4	2	2	1	4	3	0	1	1	0	0	2	4	3	0	0	2	2	2	2	1	Vanderbilt (H)		
Johnson, G	5	1	2	2	2	2	2	1	7	6	3	0	4	1	1	1	3	0	0	1	1	1	1	0	Florida (A)		
Lee, F	4	3	1	0	2	5	4	0	3	0	0	0	0	0	2	4	3	0	0	2	2	2	2	1	Alabama (A)		
Hall, C	...	...	...	...	...	...	...	...	...	...	...	...	...	...	...	...	...	...	...	...	...	...	...	...	...	Mississippi (H)	
Haskins, F	1	2	1	0	1	2	1	1	2	3	0	0	0	0	0	0	0	0	0	0	0	0	0	0	Tennessee (A)		
Smith, F	3	...	...	...	...	...	...	...	...	...	...	...	...	...	...	...	...	...	...	...	...	...	...	...	...	Auburn (H)	
Hale, G	0	1	3	0	1	1	0	0	1	0	0	0	1	1	0	0	0	0	0	0	0	0	0	0	Georgia (H)		
Warford, G	3	...	...	...	...	...	...	...	...	...	...	...	...	...	...	...	...	...	...	...	...	...	...	...	...	L. S. U. (A)	
Holland, G	...	...	...	...	...	...	...	...	...	...	...	...	...	...	...	...	...	...	...	...	...	...	...	...	...	Mississippi St. (H)	
Kentucky	47	33	28	45	49	40	40	45	34	54	50	37	40	36	39	48	56	43	43	45	31	59	54	28	40	Florida (A)	
Opponent	35	27	39	29	41	32	41	32	36	36	45	55	38	29	56	25	36	41	40	34	39	42	37	31	33	46	Alabama (A)
																											Mississippi (H)
																											Tennessee (A)
																											Auburn (H)
																											Georgia (H)
																											L. S. U. (A)
																											Mississippi St. (H)
																											Vanderbilt (A)
																											Florida (H)
																											Alabama (H)
																											Mississippi (A)
																											Tennessee (H)
																											Auburn (A)
																											Georgia (A)
																											L. S. U. (H)
																											Notre Dame (N)
																											Kansas (N)
																											Oklahoma St. (UKIT)
																											Washington, St. (UKIT)
																											North Carolina (N)
																											Indiana (A)
																											Miami (O.) (A)
																											Northwestern (H)

## 1974-75 TIME PLAYED AND HIGH GAME POINTS-REBOUNDS

(Losses in Bold Face)

Player—Pos.	Games	Minutes Played	Total Points	High Points	Total Rebounds	High Rebounds
Conner, g	31	954	384	35 N. Carolina (N)	101	7 Kansas (N) Georgia (A)
Flynn, g	31	826	280	22 Mississippi (A) Indiana (NCAA)	120	11 Cent. Mich. (NCAA)
Givens, f	31	598	292	26 Mississippi (H)	152	16 Mississippi (H)
Grevey, f	31	1023	730	37 Auburn (H)	199	18 Alabama (H)
Guyette, f	31	646	267	19 Georgia (A)	209	15 Marquette (NCAA)
Hale, g	23	129	23	5 Okla. St. (H)	13	3 Indiana (A)
Hall, c	17	70	30	4 (Five times)	29	4 Tennessee (H)
Haskins, f	26	128	24	4 (Three times)	25	4 Tennessee (H)
Holland, g	8	19	9	4 Miss. St. (A)	7	4 Miss. St. (H)
Johnson, g	31	502	132	16 Notre Dame (N)	67	7 Marquette (NCAA)
Lee, f	25	148	74	13 Miss. St. (H)	47	7 Miss. St. (H)
Phillips, c	31	442	242	26 Miss. St. (A)	136	11 Wash. St. (H) LSU (H) Alabama (A)
Robey, c	31	616	321	28 Vanderbilt (H)	214	15 LSU (H), (A)
Smith, f	18	64	34	6 Kansas (N)	21	4 Okla. St. (H)
Warford, g	14	51	16	4 (Three times)	7	3 Northwestern (H)

### STARTING COMBOS — 1974-75

Grevey, Guyette, Robey, Conner, Flynn (Won 19, Lost 3)  
 Grevey, Givens, Robey, Conner, Flynn (Won 4, Lost 1)  
 Grevey, Guyette, Phillips, Conner, Flynn (Won 3, Lost 1)

### KENTUCKY BASKETBALL NO. 1 FOR 50-YEAR PERIOD (1926-75)

It comes as no surprise to Kentucky basketball fans that the Wildcats are "NO. 1"—but proving it to your contemporaries may end in the usual sports hassle—no absolute proof.

Look no more, our friends. Steve Boda of the NCAA Statistical Bureau has come up with the clincher—a 50-year record of the nation's winningest collegiate teams which shows Kentucky perched firmly at the top with no other team in sight. Here is how the top ten stack up.

Team	Years	Won	Lost	Winning Percentage
1. Kentucky	50*	991	246	.801
2. St. John's	50	899	330	.731
3. North Carolina	50	922	361	.719
4. Western Kentucky	50	932	371	.715
5. Duquesne	47	754	319	.703
6. Kansas	50	800	367	.686
7. North Carolina State	50	815	386	.679
8. Notre Dame	50	815	391	.676
9. UCLA	50	841	411	.672
10. St. Bonaventure	49	669	329	.670

\*—49 Seasons

## 1974-75 KENTUCKY JUNIOR VARSITY BASKETBALL STATISTICS — Six Games

PLAYER	G	FG-FGA	PCT.	FT-FTA	PCT.	REB-AVG.	A	PF-D	PTS.	AVE.	TO.
Rambicure	6	33- 78	42.3	17- 22	77.3	43- 7.2	16	14-0	83	13.3	23
Ramsey, D.	4	35- 62	56.6	11- 20	55.0	71-17.8	9	12-0	81	20.3	19
Goatley	5	32- 55	58.2	3- 9	33.3	28- 5.6	4	12-0	67	13.4	14
Ramsey, T.	6	23- 54	42.6	14- 20	70.0	28- 4.7	15	18.1	60	10.0	16
Prewitt	6	20- 52	38.5	5- 6	83.3	15- 2.5	13	20-1	45	7.5	15
Riley	5	18- 32	56.3	1- 4	25.0	37- 7.4	0	9-0	37	7.4	13
Dunn	6	15- 50	30.0	2- 9	22.2	14- 2.3	7	11-0	32	5.3	10
Hall	1	13- 18	72.2	0- 0	....	14-14.0	2	4-0	26	26.0	5
Baker	6	12- 26	46.2	0- 4	....	23- 3.8	3	10-1	24	4.0	13
Williams	1	4- 7	57.1	0- 0	....	2- 2.0	2	3-0	8	8.0	5
Holland	1	2- 10	20.0	2- 2	100.0	4- 4.0	3	5-1	6	6.0	4
Gross	3	3- 4	75.0	0- 0	....	1- 0.3	0	3-0	6	2.0	1
Bailey	1	1- 1	100.0	0- 0	....	2- 2.0	0	2-0	2	2.0	1
Dryden	1	0- 1	....	0- 0	....	1- 1.0	0	0-0	0	....	0
Lightcap	1	0- 0	....	0- 0	....	1- 1.0	0	4-0	0	....	1
Rebounds (Team)						22					2
Kentucky Totals	6	188-463	40.6	83-135	61.5	288-48.0	29	109-3	459	76.5	131
Opponent Totals	6	188-463	40.6	83-135	61.5	288-48.0	29	109-3	459	76.5	131

### 1974-75 SEASON RECORD

WON 4, LOST 2

				KY	OPP
Nov.	30	St. Catharine Junior College	(H)	75	74
Jan.	13	Lees Junior College	(H)	70	71
Jan.	20	Knoxville Business College	(H)	60	43
Jan.	25	UK Dental School	(H)	99	92
Feb.	17	Somerset Community College	(H)	86	85
Mar.	1	Kentucky Business College	(H)	87	94

\* \* \* \* \*

John Mauer, University of Kentucky basketball coach during the 1927-28, 1928-29, and 1929-30 seasons, played halfback at the University of Illinois in the same backfield with the immortal Red Grange and was a teammate of All-American guard Bernie E. Shively, who later became UK's athletic director. In basketball, Mauer was an All-Western Conference forward two years and captain of the Illinois team his senior year.


George Buchheit, who coached the Wildcats five seasons, from 1919 to 1924, was an All-Western end and star of the basketball and track teams at the University of Illinois.

## KENTUCKY FROSH RECORD

Year	Won	Lost	PF	PA	Coach
1923	11	0	357	162	S. A. Boles
1924	7	3	265	193	L. S. Burnham
1925	11	0	417	185	Ray Eklund
1926	(Record Unknown)				S. A. Boles
1927	19	0	822	413	J. R. McFarland
1928	7	1	222	110	Fred Major
1929	9	1	260	193	M. E. Potter
1930	8	0	250	143	M. E. Potter
1931	4	2	178	116	(Unknown)
1932	10	0	463	175	Elmer Gilb
1933	8	1	408	204	J. R. Campbell and Len Miller
1934	16	0	809	340	Len Miller
1935 (Incomplete)	11	1	397	232	Paul McBrayer
1936	11	1	392	263	Paul McBrayer
1937	7	2	321	201	Paul McBrayer
1938	8	2	399	286	Paul McBrayer
1939	9	1	433	293	Paul McBrayer
1940 (Incomplete)	16	0	504	283	Paul McBrayer
1941	(No Team)				
1942	2	2	185	163	Paul McBrayer
1943-1948	(No Schedule Played)				
1949	15	0	1203	673	Harry Lancaster
1950	15	1	1269	767	Harry Lancaster
1951	13	0	1112	620	Harry Lancaster
1952-1953	(No Team)				
1954	6	0	646	391	Harry Lancaster
1955	9	4	1156	832	Harry Lancaster
1956	4	4	680	562	Harry Lancaster
1957	7	0	612	431	Harry Lancaster
1958	16	1	1658	1125	Harry Lancaster
1959	6	3	773	617	Harry Lancaster
1960	9	5	1129	967	Harry Lancaster
1961	13	5	1579	1358	Harry Lancaster
1962	13	5	1647	1223	Harry Lancaster
1963	14	3	1437	1053	Harry Lancaster
1964	13	3	1600	1305	Harry Lancaster
1965	17	2	1741	1268	Harry Lancaster
1966	5	10	1165	1227	Harry Lancaster
1967	18	2	1977	1531	Harry Lancaster
1968	11	9	1838	1667	Harry Lancaster
1969	18	4	1984	1650	Harry Lancaster and Joe Hall
1970	16	6	1975	1782	Joe Hall
1971	12	8	1728	1640	Joe Hall
1972	22	0	2208	1487	Joe Hall
1973*	2	10	713	824	Dick Parsons
1974*	7	3	863	693	Dick Parsons
1975*	4	2	477	459	Ray Edelman

\*Junior Varsity Teams





## Scouting Reports

### 1st Game—NORTHWESTERN at Evanston—Monday, Dec. 1

Site—McCaw Hall (8,800)	Tipoff—8:05 CST
Location—Evanston, Ill.	Series—UK leads 7-0 since '62
Enrollment—6,914	Last Game—97-70 UK (H) in '74
Conference—Big Ten	Biggest Win Margin—
Nickname—Wildcats	UK 32 (95-63) in '63
Colors—Purple and White	NW (No Wins)
Athletic Director—John Pont	Records at Site—
Publicist—Jerry Ashby	UK 3-0 (Last Win in '70)
1974-75 Record—Won 6, Lost 20	Hall Record—Won 1, Lost 0
(Conf. Finish—9th)	
Coach—Tex Winter (2 Years at NW—Won 15, Lost 35—30.0 pct.)	
Offense—Triple Post	Defense—Man-to-Man
Chief Losses—Willie Williams (F) 14.2; Greg Wells (F) 4.2	
Top Returnees—Billy McKinney (6-0 G) 18.2; Tim Teasley (6-1 G) 6.6; James Wallace (6-10 C) 8.0	
Best Newcomers—Pete Boesen (6-8 F); Randy Carroll (6-5 G-F); Bob Klaas (6-8 F)	

**OUTLOOK:** Third year coach Tex Winter looks for overall improvement over last year and points to shooting, experience and a fine group of newcomers to achieve that progress. Billy McKinney, one of the Big Ten's finer guards is back with starters Teasley and Wallace holdover forwards Brad Cartwright (6-6) and Bob Svete (6-8) and guards Bob Hildebrand and a healthy Hilton Hale. Wallace remains the key on the boards, but could get immediate help from freshman Pete Boesen, a prep All-American who pulled down 14 per game in high school. "Our schedule is a difficult one, but I can't help but feel that Northwestern will continue its building process and develop a winning program this year," said Winter.

### 2nd Game—NORTH CAROLINA at Charlotte—Monday, Dec. 8

Site—Charlotte Coliseum (11,666)	Tipoff—7:30 p.m. EST
Location—Chapel Hill, N.C.	Series—NC leads 10-6 since '24
Enrollment—19,400	Last Game—90-78 UK (N) in '74
Conference—Atlantic Coast	Biggest Win Margin—
Nickname—Tar Heels	UK 39 (83-44) in '50
Colors—Carolina Blue and White	NC 21 (41-20) in '24
Athletic Director—Homer Rice	Records at Site—
Publicist—Rick Brewer	UK 1-1 (Last Win in '69)
1974-75 Record—Won 23, Lost 8	NC 1-1 (Last Win in '64)
(Conf. Finish—First)	Hall Record—Won 1, Lost 2
Coach—Dean Smith (14 Years at UNC—Won 287, Lost 104—Pct. 73.4)	
Offense—Fast Break	Defense—Pressure Man-to-Man
Chief Losses—Brad Hoffman (G) 10.7; Ed Stahl (F) 6.4; Mickey Bell (F) 2.3	
Top Returnees—Mitch Kupchak (6-9 C) 18.5; Phil Ford (6-2 G) 16.4; Walter Davis (6-5 F) 16.1; Tommy LaGarde (6-10 F) 7.7; John Kuester (6-2 G) 3.0	
Best Newcomers—Geff Crompton (6-11 C)	

**OUTLOOK:** With five of the top eight players returning, Dean Smith is looking for his sixth ACC title in 10 years. Expected to fill guard Brad Hoffman's post, and join four returning starters, is 6-2 John Kuester. The Tar Heels have three star candidates in Kupchak, Davis and soph Phil Ford, who gained ACC MVP tourney honors. While the Heels should present a fine offensive team, areas of concern include defense, rebounding and depth. "We must improve defensively and get some rebounding help for Kupchak to stay on the boards," said Smith. "We don't want to change our style of play and only go with five men, so we must also get help from our reserves."

### 3rd Game—MIAMI at Lexington—Wednesday, Dec. 10

Site—Memorial Coliseum (11,500)  
Location—Oxford, Ohio  
Enrollment—14,600  
Conference—Mid-American  
Nickname—Redskins  
Colors—Red and White  
Athletic Director—Richard G. Shrider  
Publicist—Dave Young  
1974-75 Record—Won 19, Lost 7  
(Conf. Finish—Fourth)

Tipoff—7:30 p.m. EST  
Series—UK leads 15-4 since '05  
Last Game—80-73 UK (A) in '74  
Biggest Win Margin—  
UK 32 (93-61) in '61  
MU 24 (38-14) in '19  
Records at Site—  
UK 10-3 (Last Win in '73)  
MU 3-10 (Last Win in '27)  
Hall Record—Won 2, Lost 0

Coach—Darrell Hedric (5 Years at MU—Won 82, Lost 46—Pct. 64.1)

Offense—Pattern

Defense—Man-to-Man

Chief Losses—Steve Fields (F) 15.1; Rod Dieringer (G) 10.7; Dave Elmer (C) 7.4

Top Returnees—Chuck Goodyear (6-5 F) 14.7; Randy Ayers (6-5 F-C) 8.5; Greg Olson (6-4 G) 6.7; John Shoemaker (6-2 G) 5.1

Best Newcomers—Archie Aldridge (6-4 F); Terry Brady (6-10 C); Bruce Green (6-8 C)

**OUTLOOK:** If Miami can plug the center, it could challenge for the MAC title. The Redskins were 19-7 in a rebuilding year last season and were in the MAC race until the final week. Handling the load this year will be Goodyear, Ayers, Olson and Shoemaker. Ayers and Shoemaker were Miami's two "super-freshmen" who played in all 26 games last year. The Skins should make up for a lack of size with good shooting and aggressive defense.

### 4th Game—KANSAS at Lawrence—Saturday, Dec. 13

Site—Allen Field House (16,000)  
Location—Lawrence, Kan.  
Enrollment—22,000  
Conference—Big Eight  
Nickname—Jayhawks  
Colors—Crimson and Blue  
Athletic Director—Clyde Walker  
Publicist—Don Baker  
1974-75 Record—Won 19, Lost 8  
(Conf. Finish—First)

Tipoff—7:35 p.m. CST  
Series—UK leads 6-1 since '50  
Last Game—100-63 UK (N) in '74  
Biggest Win Margin—  
UK 37 (100-63) in '74  
KU 8 (71-63) in '73  
Records at Site—  
UK 2-1 (Last Win in '71)  
KU 1-2 (Last Win in '73)  
Hall Record—Won 2, Lost 1

COACH—Ted Owens (11 Years at KU—Won 210, Lost 91—Pct. 69.8)

Offense—Two-Three

Defense—Man-to-Man; Zone Trap

Chief Losses—Rick Suttle (C) 14.6; Roger Morningstar (G) 11.1; Dale Greenlee (G) 9.3  
Danny Knight (C) 8.5

Top Returnees—Norm Cook (6-8 F) 10.3; Donnie Von Moore (6-9 F) 7.1; Clint Johnson (6-2 G) 7.1;

Best Newcomers—Paul Mokeski (7-1 C); Reuben Shelton (6-5 G); Herb Nobles (6-7 F)

**OUTLOOK:** Kansas will have its youngest team in modern history after losing five seniors who represented 65 per cent of last year's offense. But the Jayhawks will not be totally inexperienced as three starters, forwards Norm Cook and Donnie Von Moore, and guard Clint Johnson return. New faces to be counted upon are 7-1 frosh center Paul Mokeski and JUCO transfer Herb Nobles. The lack of experience in the backcourt could spell trouble for Kansas, which must rely on little-used lettermen Milt Gibson (0.6ppg) and Milt Gibson (2.0), and freshmen Brad Sanders and Arnie Baum.

### 5th Game—INDIANA at Louisville—Monday, Dec. 15

Site—Freedom Hall, Louisville (16,613)  
Location—Bloomington, Ind.

Tipoff—7:30 p.m. EST  
Series—IU leads 11-6 since '24

Enrollment—29,412  
Conference—Big Ten  
Nickname—Hoosiers  
Colors—Cream and Crimson  
Athletic Director—Paul Dietzel  
Publicist—Tom Miller  
1974-75 Record—Won 31, Lost 1  
(Conf. Finish—First)

Last Game—92-90 UK (NCAA) in '75  
Biggest Win Margin—  
UK 35 (91-56) in '65  
IU 24 (98-74) in '74  
Records at Site—  
UK 0-2 (No Wins)  
IU 2-0 (Last Win in '73)  
Hall Record—Won 1, Lost 4

COACH—Bobby Knight (4 Years at IU—Won 93, Lost 20—Pct. 82.3)

Offense—Two-Three  
Chief Losses—Steve Green (F) 16.6; John Laskowski (G-F) 9.5  
Top Returnees—Scott May (6-7 F) 16.6; Kent Benson (6-11 C) 15.0; Quinn Buckner (6-3 G) 11.8; Bob Wilkerson (6-6 G) 7.2; Tom Abernethy (6-7 F) 4.2  
Best Newcomers—Scott Eells (6-9 F); Bobby Bender (6-3 G); Rick Valavicius (6-5 F-G)

Defense—Man-to-Man

**OUTLOOK:** Indiana returns four starters including consensus All-American Scott May, and should be heavily favored to win its fourth consecutive Big Ten Championship. An improved Kent Benson should anchor the middle of a tight nose-to-nose Hoosier defense which held opponents to only 65 points a game last year. The Hoosiers will be rich in talent and depth with five seniors on the squad. Best of the freshman crop is Bobby Bender, regarded by many as the best point guard among prep seniors last year.

## U. K. INVITATIONAL TOURNAMENT

Friday and Saturday, Dec. 19, 20

(See also special UKIT information on pages 23-27)

Site All-Games—Memorial Coliseum (11,500)

Tipoff Times—7:00 and Approx. 9:00 p.m. EST Both Nights  
(25-minute intermission between games)

### ARIZONA STATE

Location—Tempe, Ariz.  
Enrollment—32,000  
Conference—Western Athletic  
Nickname—Sun Devils  
Colors—Maroon and Gold  
Athletic Director—Dr. Fred L. Miller

Publicist—Dick (Moon) Mullins  
1974-75 Record—Won 25-4  
(Conf. Finish—First)  
Series—No Games Played  
Hall Record—Won 0, Lost 0

COACH—Ned Wulk (18 Years at ASU—Won 286, Lost 197—Pct. 59.0)

Offense—Fast Break  
Chief Losses—Lionel Hollins (G) 16.7; Mike Moon (G) 10.1; Jack Schrader (F) 9.8  
Top Returnees—Rudy White (6-2 G) 14.3; Scott Lloyd (6-10 C) 12.0; Gary Jackson (6-5 F) 7.8  
Best Newcomers—Rick McCutcheon (6-3 G) TR

Defense—Man-to-Man

**OUTLOOK:** The Sun Devils lost three starters including consensus All-American Lionel Hollins but Wulk is not counting his team out of the WAC race, which it has won twice in three years. Wulk can go with a powerful frontline—6-10, 230 lb. center Scott Lloyd, and forwards Greg White, 6-10, 228, and Ken Wright, 6-6, 220, or a quicker lineup with forwards Gary Jackson, 6-5, and James Holliman, 6-4. Swingman Rudy White will be joined in the backcourt by Rick McCutcheon, a transfer from Missesota Wulk is counting heavily upon.

### GEORGIA TECH

Location—Atlanta, Ga.  
Enrollment—6,800

Series—UK leads 49-13 since '24  
Last Game—79-62 UK (H) in '64

Conference—Metro-Six  
Nickname—Yellow Jackets  
Colors—Old Gold and White  
Athletic Director—Bobby Dodd  
Publicist—Ned West  
1974-75 Record—Won 11, Lost 15  
(Conf. Finish—Independent in 1975)

Biggest Win Margin—  
UK 53 (104-51) in '56  
GT 32 (48-16) in '27  
Records at Site—  
UK 10-3 (Last Win in '64)  
GT 3-10 (Last Win in '63)  
Hall Record—Won 0, Lost 0

COACH—Dwane Morrison (2 Years at GT—Won 16, Lost 36—Pct. 30.8)

Offense—Swishbone

Defense—Man-to-Man and Zone

Chief Losses—Preston Campbell (C) 1.8; Steve Sonneberg (G) 2.5

Top Returnees—Jim Wood (6-8 C) 15.0; Mike Bottorff (5-11 G) 13.9; Ray Schnitzer (5-11 G) 11.8; Mike Green (6-5 F) 9.8; Bob Davis (6-6 F) 9.3

Best Newcomers—Billy Smith (6-2 G); Reggie Spruiel (6-8 F); Jack Washington (6-5 F)

**OUTLOOK:** With five returning starters, Tech should be a much improved team if they can pick up where they left off last year. Star candidate Jim Wood hit 39 points and 19 rebounds in the final game against Georgia, and should get excellent frontline support from Mike Green of Lawrenceburg, Ky., who averaged 9.8 ppg and 9.3 rebounds. The guards, Mike Bottorff and Ray Schnitzer, are small at 5-11, but score well and are adept at running Morrison's "Swishbone" offense. Depth will be solid with four other lettermen plus a host of freshmen—Smith (15.2); Spruiell (22.7), and Washington (26.6).

## OREGON STATE

Location—Gorvallis, Oregon  
Enrollment—15,900  
Conference—Pacific 8  
Nickname—Beavers  
Colors—Orange and Black  
Athletic Director—Jim Barratt  
Publicist—John Eggers  
Series—UK lead 2-0 since '66

Last Game—84-78 UK (H) in '70  
Biggest Win Margin—  
UK 30 (96-66) in '66  
OS (No Wins)  
Records at Site—  
UK 2-0 (Last Win in '70)  
OS 0-2  
Hall Record—Won 0, Lost 0

COACH—Ralph Miller (5 Years at OSU—Won 77, Lost 60—Pct. 56.2)

Offense—Fast Break

Defense—Pressing

Chief Losses—Lonnie Shelton (F) 18.2; Charlie Neal (G) 7.2; Doug Oxsen (C) 7.1

Top Returnees—Don Smith (6-7 F) 11.1; George Tucker (6-4 G) 10.7; Paul Miller (6-8 F) 9.8; Ricky Lee (6-6 F) 4.9; Rosey Daniel (6-6 F) 4.6

Best Newcomers—Louis Woods (6-5 G) 17.6 JV; Rocky Smith (6-2 G); David Penilton (6-4 G)

**OUTLOOK:** Oregon State lost three starters off last year's "Cinderella" team which saw action in the NCAA Mideast Regional as an at large team. One of those lost was freshman Lonnie Shelton, who led the team in both scoring and rebounding. But with starting forward Don Smith and guard George Tucker returning along with forward Paul Miller, who was considered a "sixth" starter, coach Ralph Miller could very well have another top flight team. Finding a replacement for 6-10 center Doug Oxsen is a must if the Beavers are to continue their winning ways.

## 8th Game—NOTRE DAME at Louisville—Tuesday, Dec. 30

Site—Freedom Hall (16,613)  
Location—South Bend, Ind.  
Enrollment—11,345  
Nickname—Fighting Irish  
Athletic Director—Edward W. Krause  
Publicist—Roger O. Valdiserri

Last Game—113-96 UK in '74  
Biggest Win Margin—  
UK 34 (103-69) in '65  
ND 21 (41-20) in '36  
Records at Site—  
UK 13-3 (Last Win in '74)

1974-75 Record—Won 19, Lost 10  
Tipoff—7:30 p.m. EST  
Series—UK leads 23-14 since '29

ND 3-13 (Last Win in '73)  
Hall Record—Won 2, Lost 1

COACH—Richard (Digger) Phelps (4 Years at ND—Won 69, Lost 45—Pct. 60.5)

Offense—Multiple

Defense—Man-to-Man and Zone

Chief Losses—Dwight Clay (G) 8.4; Peter Crotty (C) 3.8

Top Returnees—Adrian Dantley (6-5 F) 30.4; Bill Paterno (6-6 F) 13.3; Toby Knight (6-9 C) 9.7; Dave Batton (6-9 F) 6.6

Best Newcomers—Bruce Flowers (6-8 F); Bill Laimbeer (6-11 C); Bernard Rencher (6-2 G)

**OUTLOOK:** Notre Dame returns all five players who started the last part of the season, including consensus All-American Adrian Dantley, the nation's second leading scorer. Bill Paterno, a real competitor who may move to guard, was second in team scoring and pulled down 7.8 rebounds. A late improving Toby Knight and fellow freshman (last year) Dave Batton return with maturity and experience in their favor and will give the Irish a strong frontline. Guard Jeff Carpenter did things which do not reflect in stats, but nevertheless, contributed greatly to the team effort.

## MISSISSIPPI STATE

9th Game—at Starkville—Saturday, Jan. 3

26th Game—at Lexington—Monday, Mar. 8

Site—Humphrey Coliseum (10,000) Starkville  
Memorial Coliseum (11,500) Lexington

Location—State College, Miss.

Enrollment—11,100

Conference—Southeastern

Nickname—Bulldogs

Colors—Maroon and White

Athletic Director—Charles N. Shira

Publicist—Bob Hartley

1974-75 Record—Won 9, Lost 17  
(Conf. Finish—8th)

Tipoff—7:30 p.m. CST

Tipoff—7:30 p.m. EST

Series—UK leads 43-7 since '21

Last Game—118-80 UK (A) in '75

Biggest Win Margin—

UK 44 (110-66) in '52

MS 8 (66-58) in '59

Records at Site—

UK 15-3 at State College

MS 3-21 at Lexington

Hall Record—Won 6, Lost 0

COACH—Kermit Davis (5 Years at MSU—Won 64, Lost 65—Pct. 49.6)

Offense—One-Three-One

Defense—Man-to-Man and One-Two-Two Zone

Chief Losses—Jerry Jenkins (F) 22.1; Larry Fry (F) 15.5;

Top Returnees—Rich Knarr (6-1 G) 12.5; Taylor Williams (6-7 F) 10.4; Walter Wright (6-6 F) 4.8

Best Newcomers—Gary Hooker (6-5 F); Ray White (6-4 G); Barry Weston (6-10 C)

**OUTLOOK:** The Bulldogs move into a spacious new arena which can only help the basketball atmosphere in Starkville for coach Kermit Davis, who must replace starting forwards Jerry Jenkins, a two-time All-SEC selection, and Larry Fry. Leading the charge will be senior guard Rich Knarr, who ranks eighth in MSU scoring with 1,117 ppg, and high jumping Taylor Williams and Walter Wright. The 'Dogs will have experience, three junior and four senior lettermen. Two freshmen, Gary Hooker and Ray White are given outside shots at starting for the Bulldogs.

## ALABAMA

10th Game—at Tuscaloosa—Monday, Jan. 5

25th Game—at Lexington—Saturday, Mar. 6

Site—Memorial Coliseum (15,043) Tuscaloosa  
Memorial Coliseum (11,500) Lexington  
Location—Tuscaloosa, Ala.

Tipoff—7:30 p.m. CST

Tipoff—1:00 p.m. EST (Nat. TV)

Series—UK leads 58-15 since '23

Enrollment—15,000

Conference—Southeastern

Nickname—Crimson Tide

Colors—Crimson and White

Athletic Director—Paul Bryant

Publicist—Charley Thornton

1974-75 Record—Won 22, Lost 5

(Conf. Finish—Tie for First)

COACH—C. M. Newton (7 Years at UA—Won 106, Lost 79—Pct. 57.3)

Offense—Fast Break

Chief Losses—Charles Cleveland (G) 15.6; Charles Russell (F) 15.3

Top Returnees—Leon Douglas (6-10 C) 20.7; T. R. Dunn (6-4 G-F) 12.3; Ricky Brown (6-8 F-C) 6.7; Anthony Murray (6-3 G) 6.5

Best Newcomers—Leroy Russell (6-1 G) 19.1 JV; Clevie Joe Parker (6-4 F) 19.0 JV; Reginald King (6-6 F); Tommy Bonds (6-3 G)

Last Game—84-79 UK (A) in '75

Biggest Win Margin—

UK 42 (74-32) in '49

UA 24 (101-77) in '56

Records at Site—

UK 16-8 at Tuscaloosa

UA 4-31 at Lexington

Hall Record—Won 4, Lost 2

Defense—Man-to-Man

**OUTLOOK:** Bama coach C. M. Newton faces somewhat of a rebuilding year, losing starters Charles Cleveland and Charles Russell, and sixth-man Johnny Dill, but what a foundation he has to build around—Leon Douglas—a tower of strength since a freshman three-years ago. Shove in steady T. R. Dunn, slick and quick Anthony Murray and swingman Rickey Brown plus a couple of great newcomers and the Tide is rolling again. The height of success could depend on the bench again, as Newton goes for his third straight conference title.

## TENNESSEE

11th Game—at Lexington—Saturday, Jan. 10

18th Game—at Knoxville—Saturday, Feb. 7

Site—Memorial Coliseum (11,500) Lexington

Stokely Center (12,700) Knoxville

Location—Knoxville, Tenn.

Enrollment—26,737

Conference—Southeastern

Nickname—Volunteers

Colors—Orange and White

Athletic Director—Bob Woodruff

Publicist—Haywood Harris

1974-75 Record—Won 18, Lost 8

(Conf. Finish—Tie for 3rd)

COACH—Ray Mears (13 Years at Tennessee—Won 235, Lost 100—Pct. 70.1)

Chief Losses—Rodney Woods (G) 8.7

Top Returnees—Bernard King (6-7 F) 26.4; Ernie Grunfeld (6-6 F) 23.8; Mike Jackson (6-2 G) 13.3; Doug Ashworth (6-6 C) 8.4

Best Newcomers—Irv Chatman (6-9 C); Terry Crosby (6-4 G); John Darden (5-10 G)

7:30 p.m. EST

2:00 p.m. EST (TV)

Series—UK leads 96-40 since '10

Last Game—103-98 UT (A) in '75

Biggest Win Margin—

UK 55 (95-40) in '52

UT 28 (87-59) in '68

Records at Site

UT 10-54 in Lexington

UK 33-26 in Knoxville

Hall Record—Won 3, Lost 3

**OUTLOOK:** The great tandem scoring punch of All-SEC Ernie Grunfeld and Bernard King projects Tennessee into the national spotlight and to a favorite's role in the SEC, as coach Ray Mears seeks to improve his record as the nation's winningest (percentage) coach. Two other starters, center Doug Ashworth and guard Mike Jackson, showed signs of brilliance last year, but both could be challenged by outstanding recruits, including Irv Chatman and John Darden. This could be the year for the Big Orange.

## GEORGIA

12th Game—at Lexington—Monday, Jan. 12

19th Game—at Athens—Monday, Feb. 9

Site—Memorial Coliseum (11,500) Lexington

Georgia Coliseum (10,400) Athens

Location—Athens, Ga.

Enrollment—21,000

Conference—Southeastern

Nickname—Bulldogs

Colors—Red and Black

Athletic Director—Joel Eaves

Publicist—Dan Magill

1974-75 Record—Won 8, Lost 17

(Conf. Finish—10th)

Tipoff—7:30 p.m. EST

Tipoff—8:00 p.m. EST

Series—UK leads 53-8 since '21

Last Game—75-61 UK (H) in '75

Biggest Win Margin—

UK 77 (143-66) in '56

UG 11 (71-60) in '50

Hall Record—Won 6, Lost 0

Records at Site—

UG 1-24 at Lexington

UK 16-5 at Athens

COACH—John Guthrie (2 Years at Georgia—Won 14, Lost 37—Pct. 27.5)

Offense—Multiple

Defense—Multiple

Chief Losses—Billy McGarity (F) 14.4

Top Returnees—Jackie Dorsey (6-7 F) 25.8; Tony Flanagan (6-3 G) 12.8; Charlie Dorsey (6-5 F) 9.2; Bryan Drafts (6-4 G) 3.5

Best Newcomers—Lucius Foster (6-10 C); Walter Daniels (6-2 G); Joe Thweatt (6-6 F)

**OUTLOOK:** Four returning starters plus an abundance of incoming talent should enable the Bulldogs to improve considerably on their 8-17 record of a year ago. Top returnee is Jacky Dorsey, who set a school scoring record as a freshman. Other sophomores include Tony Flanagan and Charlie Dorsey. The man who could solve the 'Dogs problem at center is Lucius Foster, a highly talented prep star who sat out last year due to academic deficiencies.

## VANDERBILT

13th Game—at Lexington—Saturday, Jan. 17

20th Game—at Nashville—Saturday, Feb. 14

Site—Memorial Coliseum (11,500) Lexington

Memorial Gym (15,581) Nashville

Location—Nashville

Enrollment—7,000

Conference—Southeastern

Nickname—Commodores

Colors—Black and Gold

Athletic Director—Clay Stapeton

Publicist—Lew Harris

1974-75 Record—Won 15, Lost 11

(Conf. Finish—5th)

Tipoff—4:00 p.m. EST (TV—National)

Tipoff—7:30 p.m. CST

Series—UK leads 76-26 since '12

Last Game—109-84 UK (H) in '75

Biggest Win Margin—

UK 69 (98-29) in '47

VU 17 (82-65) in '74

Records at Site—

VU 12-40 at Lexington

UK 32-13 at Nashville

Hall Record—Won 2, Lost 4

COACH—Roy Skinner (15 Years at VU—Won 262, Lost 124—Pct. 67.9)

Offense—Controlled Fast Break

Defense—Man-to-Man

Chief Losses—Bob Chess (C) 2.2

Top Returnees—Jeff Fosnes (6-6 F) 22.2; Butch Feher (6-4 G) 20.5; Joe Ford (6-3 G) 12.9; Mike Moore (6-7 F-C) 12.7; Tom Schultz (6-6 F) 5.0; John Sneed (6-9 C) 4.6

Best Newcomers—Carl Crain (6-10 C); Jay Lowenthal (6-4 G); Keith Page (6-4 F)

**OUTLOOK:** Vanderbilt is expected to make a serious run at its second SEC crown in two years as it returns its entire starting unit including star candidates Jeff Fosnes and Butch Feher. Playmaking guard Joe Ford returns for the "F-Corps" final year and will get frontline help from sophomore Tom Schultz and senior Mike Moore. A pair of big sophomores, 6-9 John Sneed and 6-11 Neil Bemenderfer should be more than adequate at center.



## FLORIDA

14th Game—at Gainesville—Saturday, Jan. 24

21st Game—at Lexington—Saturday, Feb. 21

Site—Alligator Alley (5,454) Gainesville  
Memorial Coliseum (11,500) Lexington

Location—Gainesville, Fla.

Enrollment—28,000

Conference—Southeastern

Nickname—Gators

Colors—Orange and Blue

Athletic Director—Ray Graves

Publicist—Norm Carlson

1974-75 Record—Won 12, Lost 16

(Conf. Finish—6th)

Tipoff—7:30 p.m. EST

Tipoff—7:30 p.m. EST

Series—UK leads 34-10 since '27

Last Game—66-58 UF (A) in '75

Biggest Win Margin—

UK 56 (87-31) in '48

UF 18 (96-78) in '69

Records at Site—

UK 11-7 at Gainesville

UF 2-16 at Lexington

Hall Record—Won 4, Lost 2

COACH—John Lotz (2 Years at UF—Won 27, Lost 27—Pct. 50.0)

Offense—Running

Defense—Tight Man-to-Man, Pressure

Chief Losses—Chip Williams (C) 12.9; Bruno Caldwell (G) 13.6; Joe Repass (G) 3.7

Top Returnees—Gene Shy (6-6 F) 15.8; Mike Lederman (6-1 G) 11.5; Jerry Moore (6-4 F)

6.6; Larry Brewster (6-10 C) 5.9

Best Newcomers—Ric Clarson (6-6 F); Malcolm Cesare (6-8 C); Steve Porter (6-7 F)

**OUTLOOK:** Florida returns a wealth of depth and talent, plus some bright new faces, which leads third year coach John Lotz to believe the Gators can forge a team consistent enough to become extremely competitive. Eleven players return from last year, including the team's top scorer in Gene Shy. Guards Mike Lederman and Don Bostic (5.0) return as do part-time starters Bob Smyth and Jerry Moore. Sophomore Larry Brewster, who had some fine moments last year seems ready for full time duty at center. Lotz points to any of five freshmen as having varsity playing capabilities.

## AUBURN

15th Game—at Auburn—Monday, Jan. 26

22nd Game—at Lexington—Monday, Feb. 23

Site—Memorial Coliseum (13,000) Auburn

Memorial Coliseum (11,500) Lexington

Location—Auburn, Ala.

Enrollment—15,705

Conference—Southeastern

Nickname—Tigers

Colors—Orange and Blue

Athletic Director—Lee Hayley

Publicist—Buddy Davidson

1974-75 Record—Won 18-8

(Conf. Finish—Tie for 3rd)

Tipoff—7:30 p.m. CST

Tipoff—7:30 p.m. EST

Series—UK leads 35-7 since '21

Last Game—119-76 UK (H) in '75

Biggest Win Margin—

UK 66 (84-18) in '47

AU 19 (88-69) in '65

Records at Site—

UK 9-6 at Auburn

AU 0-18 at Lexington

Hall Record—Won 4, Lost 2

COACH—Bob Davis (2 Years at AU—Won 28, Lost 24—Pct. 53.8)

Offense—Fast Break

Defense—Man-to-Man

Chief Losses—None

Top Returnees—Eddie Johnson (6-2 G) 20.9; Mike Mitchell (6-8 F) 18.4; Gary Redding (6-6 F) 14.7; Stan Pietkiewicz (6-5 G) 9.6; Myles Patrick (6-8 C) 5.8

Best Newcomers—Dom Fucci (6-3 G); Cedrick Hordges (6-8 F-C); Jeff Adams (6-10 C)

**OUTLOOK:** Auburn is loaded and has to be considered one of three teams with an excellent chance of winning the SEC. With all starters returning plus seven other lettermen, coach Bob Davis went out and did some excellent recruiting, getting the top player in Kentucky (Dom Fucci) and Alabama (Cedrick Hordges). All-SEC Eddie Johnson, healthy after knee surgery, and Mike Mitchell combined for 39 points a game as Mitchell led in

rebounding. Count in high jumping Gary Redding, Myles Patrick and Pepto Bolden and you have a frontline that led the SEC with 49.7 rebounds per game. This could be the year for the Tigers.

## MISSISSIPPI

16th Game—at Lexington—Saturday, Jan. 31

23rd Game—at Oxford—Saturday, Feb. 28

Site—Memorial Coliseum (11,500) Lexington

C. M. "Tad" Smith Coliseum (8,500) Oxford

Location—Oxford, Miss.

Enrollment—8,412

Conference—Southeastern

Nickname—Rebels

Colors—Red and Navy Blue

Athletic Director—John H. Vaught

Publicist—Billy Gates

1974-75 Record—Won 8, Lost 18

(Conf. Finish—Ninth)

COACH—Robert (Cob) Jarvis (7 Years at UM—Won 81, Lost 96—Pct. 45.8)

Offense—Multiple

Chief Losses—Dave Shepherd (G) 20.7; Matt Meibers (F) 12.6; Bob Mahoney (G) 10.5

Top Returnees—Walter Actwood (6-6 F) 13.8; Herb Wright (6-4 F) 11.8; Harvey Murray (6-5 F) 9.8

Best Newcomers—John Billips (6-4 G-F) 23.0 JC; Eugene Harris (6-6 F) 16.8 JC

**OUTLOOK:** If Ole Miss, which sank to ninth in the SEC last year, is to improve dramatically, six newcomers must shoulder much of that responsibility. Only four lettermen return, headed by junior Walter Actwood, a 13.8 scorer and the SEC's fifth best rebounder with 11.3. Lettermen Harvey Murray, Herb Wright and Joe Kyles should be complemented by what coach Cob Jarvis calls his best recruiting crop ever. Leading the newcomers are JUCO All-Americans John Billips and Eugene Harris.

Tipoff—7:30 p.m. EST

Tipoff—7:30 p.m. CST

Series—UK leads 44-4 since '25

Last Game—108-89 UK (H) in '75

Biggest Win Margin—

UK 58 (116-58) in '52

UM 20 (37-17) in '27

Records at Site—

UM 1-23 at Lexington

UK 8-2 at Oxford

Hall Record—Won 4, Lost 2

Defense—Combination Man-to-Man; Zone

## LOUISIANA STATE

17th Game—at Lexington—Monday, Feb. 2

24th Game—at Baton Rouge—Monday, Mar. 1

Site—Memorial Coliseum (11,500) Lexington

LSU Assembly Center (14,327) Baton Rouge

Location—Baton Rouge, La.

Enrollment—23,667

Conference—Southeastern

Nickname—Tigers

Colors—Purple and Gold

Athletic Director—Carl Maddox

Publicist—Paul Manasseh

1974-75 Record—Won 10, Lost 16

(Conf. Finish—7th)

COACH—Dale Brown (3 Years at LSU—Won 36, Lost 40—Pct. 40.0)

Offense—Multiple

Chief Losses—Glenn Hansen (G-F) 21.7; Mike Darnall (G) 6.3; Randy Herring (F) 5.6

Top Returnees—Kenny Higgs (5-11 G) 18.1; Ed LeBlanc (6-8 C) 13.7; Floyd Bailey (6-5 F-C) 7.8; Doug Saylor (5-10 G) 3.5

Best Newcomers—John Breathwit (6-4 G) TR.; Bob Miller (6-5 G-F) JC; Michael Brown (6-7 F) JC

Tipoff—7:30 p.m. EST

Tipoff—7:30 p.m. CST

Series—UK leads 40-3 since '33

Last Game—77-76 UK (A) in '75

Biggest Win Margin—

UK 42 (107-65) in '56

LSU 17 (88-71) in '72

Records at Site—

LSU 0-17 at Lexington

UK 14-3 at Baton Rouge

Hall Record—Won 4, Lost 2

Defense—Multiple

**OUTLOOK:** LSU returns only four lettermen, but added experience will come in the form of four JUCO transfers—Bob Miller, Jeff Kopps (6-7 C), Michael Brown and Willie High (6-3 G), and John Breathwit, a redshirt transfer from Oklahoma. The lettermen, headed by Kenny Higgs, LSU's all-time leading frosh scorer, account for a total of 39 points, so some new faces must produce to get the Tigers rolling and take up the slack left by the graduation of All-SEC Glenn Hansen.

\* \* \* \* \*

### CATS HELP SET NCAA TOURNEY FINANCIAL, TV VIEWING RECORDS

The 1975 National Collegiate Division I basketball championship tournament was the most successful in history financially and from a television viewing standpoint. The NCAA reported a total of \$1,689,493 was distributed to the 32 competing teams, including \$133,381 each to the four finalists—Kentucky, Louisville, Syracuse and UCLA—breaking the previous mark of \$89,123 received by Marquette in 1974.

NBC, which televised much of the tournament, reported that more than 42 million viewers watched the championship game, which is the largest television audience for any basketball game, either professional or amateur.

The championship game between Kentucky-UCLA received a Nielsen rating of 21.3, also a record, surpassing the 20.5 mark of the 1973 final game between UCLA-Memphis State, as NCAA basketball climbs four of the top five spots in rated games.

\* \* \* \* \*

The 1974-75 Kentucky Wildcats not only led the Southeastern Conference on the hardwood, but in attendance figures also. A UK record 359,232 persons saw the Cats play in 31 games. The 11,588 average per game similarly led the conference in a banner year which saw over two million fans pass the turnstiles to see SEC brand basketball.

\* \* \* \* \*

Final 1974-75 NCAA basketball statistics show the Wildcats ranking high in three categories. Going into tourney play, they led the nation in scoring, but against the toughest of competition and pressures, dropped off just enough to wind up fourth with 92.2 ppg, a scant .6 of a point below national champion South Alabama, which finished its competition in regular season.

## SERIES SCORES WITH 1975-76 OPPONENTS

Date	Ky. Opp.	Date	Ky. Opp.	Date	Ky. Opp.
<b>NORTHWESTERN (7-0)</b>		12-11-71 (LV) . **89	90	1- 4-64 (A) ...	67 76
12-15-62 (H) ...	71 60	12- 9-72 (A) ...	58 64	1-25-64 (H) ...	79 62
12- 7-63 (A) ...	95 63	3-17-73 (NCAA)	65 72	<b>OREGON STATE (2-0)</b>	
12-11-65 (H) ...	86 75	12- 8-73 (LV) ..	68 77	12-22-66 (UKIT)	96 66
12-10-66 (A) ...	118 116	12- 7-74 (A) ...	74 98	12-22-70 (H) ...	84 78
12- 1-70 (A) ...	115 100	3-22-75 (NCAA)	92 90	<b>NOTRE DAME (23-14)</b>	
12- 1-71 (H) ...	94 85	<b>ARIZONA STATE (0-0)</b>		1-12-29 (A) ...	19 16
11-30-74 (H) ...	97 70	<b>GEORGIA TECH (49-13)</b>		2-10-36 (A) ...	20 41
<b>NORTH CAROLINA (6-10)</b>		2-23-24 (H) ...	33 27	1- 5-37 (LV) ..	28 41
2-29-24 (SIAA)	20 41	2- 6-25 (A) ...	18 16	1-15-38 (A) ...	37 47
1- 4-29 (H) ...	15 25	1-16-26 (H) ...	25 24	1-14-39 (LV) ..	37 42
2-27-32 (SC) ..	42 43	1-22-27 (A) ...	16 48	1-13-40 (A) ...	47 52
1- 9-50 (H) ...	83 44	2-11-28 (H) ...	31 35	1- 4-41 (LV) ..	47 48
12-18-59 (UKIT)	76 70	1-16-29 (A) ...	19 33	7- 7-42 (A) ...	43 46
12-13-60 (N) ...	70 65	2- 8-30 (H) ...	39 19	1-23-43 (LV) ..	60 55
12-16-72 (H) ...	66 68	2- 9-31 (H) ...	38 34	1- 8-44 (LV) ..	55 54
12- 9-63 (H) ...	100 80	2-16-31 (A) ...	35 16	1-27-45 (LV) ..	*58 59
12- 7-64 (N) ...	67 82	2-11-33 (H) ...	45 22	1-26-46 (A) ...	47 56
12-13-66 (H) ...	55 64	2-10-34 (H) ...	49 25	2- 1-47 (LV) ..	60 30
12-12-67 (N) ...	77 84	2- 9-35 (H) ...	57 30	2- 2-48 (A) ...	55 64
12- 7-68 (H) ...	77 87	2-28-37 (SEC) .	40 30	1-29-49 (LV) ..	62 38
12- 8-69 (N) ...	94 87	2-19-40 (A) ...	39 44	1-23-50 (A) ...	51 64
12-11-72 (LV) ..	70 78	1-20-41 (A) ...	47 37	1-15-51 (H) ...	69 44
12-10-73 (N) ...	84 101	2-17-41 (H) ...	60 41	2- 2-52 (N) ...	71 66
12- 9-74 (LV) ..	90 78	1-20-42 (A) ...	63 53	3-15-58 (NCAA)	89 56
<b>MIAMI (Ohio) (15-4)</b>		2-16-42 (H) ...	57 51	2-14-59 (N) ...	71 52
1-12-06 (H) ...	10 15	1-19-43 (A) ...	38 36	2-13-60 (H) ...	68 65
2-17-06 (A) ...	10 29	2-15-43 (H) ...	58 31	12- 7-60 (LV) ..	68 62
1-19-12 (H) ...	31 14	1-22-45 (A) ...	64 58	12-30-61 (LV) ..	100 53
2-27-13 (H) ...	26 16	2- 3-45 (H) ...	51 32	12-29-62 (LV) ..	78 70
3- 8-19 (H) ...	14 38	1-21-46 (A) ...	68 43	12-28-63 (LV) ..	101 81
12-20-27 (H) ...	31 36	1-28-46 (H) ...	54 26	12-29-64 (LV) ..	97 111
12-21-28 (H) ...	**43 42	1-20-47 (A) ...	70 47	12-29-65 (LV) ..	103 69
12-20-29 (H) ...	35 20	2-22-47 (H) ...	83 46	12-31-66 (LV) ..	96 85
12- 6-41 (H) ...	35 21	3- 1-47 (SEC) .	75 53	12-30-67 (LV) ..	81 73
12-16-46 (H) ...	62 49	1-19-48 (A) ...	71 56	12-28-68 (LV) ..	110 90
1- 5-48 (A) ...	67 53	2-21-48 (H) ...	78 54	12-27-68 (LV) ..	102 100
3-14-58 (NCAA)	94 70	3- 6-48 (SEC) .	54 43	3-12-70 (NCAA)	109 99
1- 2-61 (H) ...	70 58	1-17-49 (A) ...	56 45	12-29-70 (LV) ..	92 99
12- 2-61 (H) ...	93 61	2-19-49 (H) ...	78 32	12-28-71 (LV) ..	86 67
12- 2-68 (A) ...	86 77	1-16-50 (A) ...	61 47	12-30-72 (LV) ..	65 63
3-15-69 (NCAA)	72 71	2-18-50 (H) ...	97 62	12-29-73 (LV) ..	79 94
12-29-69 (H) ...	80 58	1-22-51 (A) ...	82 61	12-28-74 (LV) ..	113 96
12- 1-73 (H) ...	81 68	2- 9-51 (H) ...	75 42	<b>MISS. STATE (43-7)</b>	
12- 2-74 (A) ...	80 73	3- 3-51 (SEC) .	82 56	2-28-21 (SIAA)	28 13
<b>KANSAS (6-1)</b>		1-21-52 (A) ...	96 51	1-26-22 (H) ...	28 21
12-16-50 (H) ...	68 39	2- 9-52 (H) ...	93 42	1-14-24 (H) ...	16 17
12-14-59 (A) ...	*77 72	2-28-52 (SEC) .	80 59	2-27-25 (SC) ..	31 26
12- 6-69 (H) ...	115 85	1- 9-54 (H) ...	105 53	3- 1-26 (SC) ...	26 31
12- 4-71 (A) ...	, 79 69	2- 2-54 (LV) ..	99 48	2- 1-29 (A) ...	25 23
12-23-72 (H) ...	77 71	1- 8-55 (H) ...	58 59	2- 2-29 (A) ...	32 14
12- 3-73 (A) ...	63 71	1-31-55 (A) ...	59 65	1-24-30 (H) ...	43 17
12-23-74 (LV) ..	100 63	1- 7-56 (H) ...	104 51	1-25-30 (H) ...	20 14
<b>INDIANA (6-11)</b>		1-30-56 (A) ...	84 62	2-28-33 (SEC) .	46 27
12-18-24 (H) ...	18 20	1- 5-57 (H) ...	95 72	2-28-36 (SEC) .	41 39
1- 5-25 (A) ...	23 34	1-28-57 (A) ...	76 65	2-13-39 (H) ...	39 28
12-21-26 (H) ...	19 38	1- 4-58 (H) ...	76 60	2-13-40 (H) ...	45 37
2- 4-28 (A) ...	29 48	1-27-58 (A) ...	52 71	2-27-43 (SEC) .	52 43
12-30-40 (S-Bowl)	45 48	1- 3-59 (H) ...	72 62	1- 4-50 (N) ...	87 55
12-23-42 (LV) ..	52 58	1-26-59 (A) ...	94 70	3- 2-50 (SEC) .	56 46
12-11-43 (LV) ..	66 41	1- 2-60 (H) ...	54 62	2- 2-51 (A) ...	80 60
12-16-44 (LV) ..	61 43	1-25-60 (A) ...	44 65	3- 1-51 (SEC) .	92 70
12-18-65 (UKIT)	91 56	1- 7-61 (H) ...	89 79	2-11-52 (H) ...	110 66
12-13-69 (H) ...	109 92	1-30-61 (A) ...	60 62	2-15-54 (H) ...	81 49
12-12-70 (A) ...	*95 93	1- 6-62 (H) ...	89 70	2- 7-55 (A) ...	61 56
		1-29-62 (A) ...	71 62	2-15-56 (H) ...	86 65
		1- 5-63 (H) ...	85 86		
		1-28-63 (A) ...	62 66		

Date	Ky.	Opp.	Date	Ky.	Opp.	Date	Ky.	Opp.
2-11-57 (A) ...	81	89	2-25-56 (N) ...	77	101	1-31-31 (A) ...	*36	32
2-10-58 (H) ...	72	62	2-23-57 (H) ...	79	60	1-16-32 (A) ...	29	28
2- 9-59 (A) ...	58	66	2-22-58 (N) ...	*45	43	2-13-32 (H) ...	41	27
2- 8-60 (H) ...	90	59	2-23-59 (H) ...	39	32	1-14-33 (A) ...	42	21
2-13-61 (A) ...	68	62	2-22-60 (N) ...	75	55	1-28-33 (H) ...	44	23
2-12-62 (H) ...	44	49	2-25-61 (H) ...	80	53	1-13-34 (A) ...	44	23
2-11-63 (A) ...	52	56	2-24-62 (A) ...	73	65	1-27-34 (H) ...	53	26
2-10-64 (H) ...	65	59	2-25-63 (H) ...	80	63	1-26-35 (H) ...	48	21
2- 8-65 (H) ...	74	56	2-24-64 (A) ...	59	65	2-16-35 (A) ...	38	36
2-19-66 (A) ...	73	69	2-22-65 (A) ...	71	75	1-25-36 (H) ...	40	31
2-11-67 (H) ...	*72	77	3- 1-65 (H) ...	78	72	2-15-36 (A) ...	28	39
2-18-67 (A) ...	103	74	1-31-66 (H) ...	82	62	3- 1-36 (SEC) .	28	39
2-10-68 (A) ...	92	84	2-14-66 (A) ...	90	67	1-23-37 (H) ...	43	26
2-17-68 (H) ...	107	81	2-25-67 (A) ...	71	81	2-13-37 (A) ...	24	26
1- 6-69 (A) ...	91	72	3- 6-67 (H) ...	110	78	3- 1-37 (SEC) .	39	25
2-10-69 (H) ...	91	69	1- 8-68 (A) ...	84	76	1-22-38 (N) ...	52	27
1- 5-70 (H) ...	111	76	2-24-68 (A) ...	96	83	2-26-38 (A) ...	29	26
2- 9-70 (A) ...	86	57	1-27-69 (A) ...	83	70	1-21-39 (H) ...	29	30
1- 4-71 (A) ...	79	71	2-24-69 (H) ...	108	79	2-18-39 (A) ..	*36	34
2- 8-71 (H) ...	102	83	1-26-70 (H) ...	86	71	3- 4-39 (SEC) .	46	38
1-10-72 (H) ...	104	76	2-23-70 (A) ...	98	89	1-20-40 (H) ...	35	26
2-14-72 (A) ...	63	55	1-25-71 (A) ...	86	73	2-17-40 (A) ...	23	27
1- 8-73 (A) ...	90	81	2-22-71 (H) ...	101	74	3- 1-40 (SEC) .	30	29
2-12-73 (H) ...	*100	87	1-31-72 (H) ...	77	74	1-18-41 (A) ...	22	32
2- 2-74 (A) ...	82	70	2-28-72 (A) ...	70	73	2-15-41 (H) ...	37	28
3- 4-74 (H) ...	108	69	1-29-73 (A) ...	95	93	3- 2-41 (SEC) .	33	36
2- 1-75 (H) ...	112	79	2-26-73 (H) ...	111	95	1-17-42 (A) ...	40	46
3- 8-75 (A) ...	118	80	1-21-74 (A) ...	77	81	2-14-42 (A) ...	36	33
			2-23-74 (H) ...	71	94	1-16-43 (A) ...	30	28
			1-20-75 (H) ...	74	69	2-13-43 (H) ...	53	29
			2-22-75 (A) ...	84	79	2-28-43 (SEC) .	30	33
						1-20-45 (A) ...	34	35
						2-17-45 (H) ...	40	34
						3- 3-45 (SEC) .	39	35
						1-19-46 (A) ...	50	32
						2-16-46 (H) ...	54	34
						1-18-47 (A) ...	54	39
						2-15-47 (H) ...	61	46
						1-17-48 (A) ...	65	54
						2-14-48 (H) ...	69	42
						3- 6-48 (SEC) .	70	47
						1-15-49 (A) ...	66	51
						2- 8-49 (H) ...	71	56
						3- 5-49 (SEC) .	83	44
						1-14-50 (A) ...	53	66
						2-11-50 (H) ...	79	52
						3- 4-50 (SEC) .	95	58
						1-20-51 (A) ...	70	45
						2-17-51 (H) ...	86	61
						1-19-52 (A) ...	65	56
						2-16-52 (H) ...	95	40
						3- 1-52 (SEC) .	81	66
						1-22-54 (A) ...	97	71
						2-18-54 (H) ...	90	63
						1-22-55 (A) ...	84	66
						3- 5-55 (H) ...	104	61
						1-21-56 (A) ...	95	68
						3- 3-56 (H) ...	101	77
						1-19-57 (A) ...	97	72
						3- 2-57 (H) ...	93	75
						1-18-58 (H) ...	77	68
						3- 1-58 (A) ...	77	66
						1-17-59 (H) ...	79	58
						2-28-59 (A) ...	69	56
						1-16-60 (H) ...	78	68
						2-27-60 (A) ...	63	65
						1-21-61 (H) ...	83	54
						3- 4-61 (A) ...	68	61
						12-22-61 (UKIT)	96	69
						1-15-62 (A) ...	95	82
						3-10-62 (H) ...	90	59
						1-19-63 (N) ...	*69	78

ALABAMA (58-15)

1-25-23 (H) ...	35	45
2- 5-25 (A) ...	15	24
2- 1-26 (H) ...	27	16
1-26-29 (H) ...	26	27
2- 8-32 (H) ...	50	22
2-13-33 (N) ...	35	21
2- 1-34 (N) ...	33	28
2- 8-34 (H) ...	26	21
2- 1-35 (N) ...	33	26
2-11-35 (H) ...	25	16
2- 3-36 (A) ...	32	30
2- 7-36 (H) ...	40	34
2- 1-37 (N) ...	38	27
2-10-37 (H) ...	31	34
1-31-38 (N) ...	57	31
2-12-38 (H) ...	27	21
1-28-39 (N) ...	38	41
2- 1-39 (H) ...	45	27
1-27-40 (N) ...	32	36
2-10-40 (H) ...	46	18
2- 3-41 (A) ...	38	36
2- 8-41 (H) ...	46	38
3- 1-41 (SEC) .	39	37
2- 2-42 (A) ...	35	41
2- 9-42 (H) ...	50	34
3- 1-42 (SEC) .	36	34
1-30-43 (A) ...	32	41
2- 6-43 (H) ...	67	41
3- 3-45 (SEC) .	52	41
3- 2-46 (SEC) .	59	30
2- 3-47 (A) ...	48	37
2-17-47 (H) ...	63	33
2- 5-48 (A) ...	41	31
2-16-48 (H) ...	63	33
2- 2-49 (A) ...	56	40
2-14-49 (H) ...	74	32
2- 2-50 (A) ...	66	64
2-13-50 (H) ...	77	57
1-13-51 (H) ...	65	48
1-26-52 (A) ...	71	67
3- 1-54 (A) ...	68	43
2-28-55 (H) ...	66	52

TENNESSEE (96-40)

2-16-10 (H) ...	20	5
2- 7-12 (H) ...	27	15
2-11-14 (H) ...	20	14
2-12-14 (H) ...	20	18
2- 5-15 (A) ...	21	36
2- 6-15 (A) ...	22	27
2-17-15 (H) ...	22	13
2-18-15 (H) ...	20	18
2-23-16 (H) ...	17	28
2- 9-17 (H) ...	20	23
2-10-17 (H) ...	19	22
3- 2-17 (A) ...	26	27
3- 3-17 (A) ...	10	30
2- 7-18 (H) ...	33	26
2- 8-18 (H) ...	40	12
3- 1-18 (A) ...	29	18
3- 2-18 (A) ...	32	20
2- 7-19 (A) ...	22	40
2-28-19 (H) ...	30	14
2- 5-20 (H) ...	24	29
2- 7-20 (H) ...	26	27
2-27-20 (A) ...	25	28
2-28-20 (A) ...	36	25
1-20-23 (A) ...	26	30
2-10-23 (H) ...	23	28
1-18-24 (A) ...	13	20
2- 9-25 (A) ...	35	22
2-18-25 (H) ...	26	21
2-12-26 (A) ...	51	17
2-18-26 (H) ...	27	21
1-21-27 (A) ...	14	19
2-19-27 (H) ...	21	30
1-28-28 (H) ...	48	18
2- 9-28 (A) ...	43	16
1-17-29 (A) ...	35	29
1-19-29 (H) ...	27	22
1-18-30 (H) ...	23	20
1-31-30 (A) ...	24	29
1-10-31 (H) ...	31	23

\* Overtime Period.

Date	Ky.	Opp.	
3- 2-63 (A) ...	55	63	
1-18-64 (H) ...	66	57	
2-29-64 (A) ...	42	38	
1-16-65 (A) ...	58	77	
2-27-65 (H) ...	61	60	
2-26-66 (H) ...	78	64	
3- 5-66 (A) ...	62	69	
1-23-67 (H) ...	**50	52	
2-13-67 (A) ...	57	76	
1-22-68 (A) ...	59	87	
2-12-68 (H) ...	60	59	
1-18-69 (A) ...	69	66	
3- 8-69 (H) ...	84	69	
1-17-70 (H) ...	68	52	
3- 7-70 (A) ...	86	69	
1-16-71 (A) ...	71	75	
3- 6-71 (H) ...	84	78	
1-22-72 (H) ...	72	70	
3- 9-72 (A) ...	67	66	
1-20-73 (A) ...	64	65	
3- 8-73 (H) ...	86	81	
1-14-74 (A) ...	54	67	
2-26-74 (H) ...	61	58	
1-13-75 (H) ...	88	82	
2-15-75 (A) ...	98	103	

GEORGIA (53-8)

3- 1-21 (SIAA) ...	20	19	
2- 3-23 (H) ...	19	23	
2- 7-25 (A) ...	24	28	
2-28-25 (SC) ...	31	32	
2-15-26 (A) ...	22	18	
2-27-26 (SC) ...	39	34	
2-15-28 (SC) ...	33	16	
3- 2-29 (SC) ...	24	26	
2- 1-30 (A) ...	22	21	
2-14-30 (H) ...	36	23	
2-13-31 (A) ...	16	25	
3- 2-40 (SEC) ...	51	43	
1-19-41 (A) ...	51	26	
1-31-42 (H) ...	55	38	
1-18-43 (A) ...	60	28	
2-26-43 (SEC) ...	59	30	
3- 2-44 (SEC) ...	57	29	
1-29-45 (H) ...	73	37	
1-21-47 (A) ...	84	45	
2-10-47 (H) ...	81	40	
1-20-48 (A) ...	88	51	
2-21-49 (H) ...	95	40	
1-17-50 (A) ...	60	71	
1-28-50 (H) ...	88	56	
3- 3-50 (SEC) ...	79	63	
2-23-51 (H) ...	88	41	
1-16-52 (LV) ...	99	55	
2- 4-54 (H) ...	106	55	
2- 6-54 (LV) ...	100	68	
2- 9-55 (H) ...	86	40	
2-27-56 (LV) ...	143	66	
1-30-57 (H) ...	84	53	
1-29-58 (N) ...	74	55	
1-29-59 (H) ...	108	55	
1-27-60 (N) ...	84	60	
2- 7-61 (H) ...	74	67	
1-31-62 (N) ...	86	59	
1-31-63 (H) ...	74	67	
2- 3-64 (A) ...	103	83	
1-25-65 (A) ...	102	82	
2- 1-65 (H) ...	96	64	
1-10-66 (A) ...	**69	65	
2- 5-66 (H) ...	74	50	
1-16-67 (A) ...	40	49	
2-20-67 (H) ...	101	76	

Date	Ky.	Opp.	
1-15-68 (H) ...	104	73	
2-19-68 (A) ...	106	87	
1-13-69 (H) ...	88	67	
2-17-69 (A) ...	85	77	
1-12-70 (A) ...	72	71	
2-16-70 (H) ...	116	86	
1-11-71 (H) ...	79	66	
2-15-71 (A) ...	107	95	
1-17-72 (A) ...	73	85	
2-21-72 (H) ...	87	63	
1-15-73 (H) ...	89	68	
2-19-73 (A) ...	99	86	
1- 7-74 (H) ...	80	74	
2- 9-74 (A) ...	86	72	
1- 6-75 (A) ...	96	77	
2- 8-75 (H) ...	75	61	

VANDERBILT (76-26)

2-22-12 (H) ...	28	17	
2-23-12 (H) ...	22	18	
2-19-13 (H) ...	17	24	
2-20-13 (H) ...	42	29	
2-12-15 (H) ...	34	39	
3-13-15 (H) ...	36	24	
2- 4-16 (H) ...	25	39	
2- 5-16 (H) ...	20	23	
2-14-19 (H) ...	26	36	
2-22-21 (H) ...	39	18	
1-18-22 (A) ...	12	22	
1- 1-24 (H) ...	33	13	
2-20-26 (H) ...	30	20	
1-15-27 (H) ...	32	48	
1-14-28 (H) ...	43	23	
2- 8-28 (A) ...	54	29	
1-21-31 (A) ...	42	37	
2-20-31 (H) ...	43	23	
2-10-32 (A) ...	61	37	
2-20-32 (H) ...	31	32	
1-31-33 (A) ...	40	29	
2-18-33 (H) ...	45	28	
2- 2-34 (A) ...	48	26	
2-17-34 (H) ...	47	27	
2- 2-35 (A) ...	58	22	
3- 2-35 (H) ...	53	19	
2- 1-36 (A) ...	23	32	
2-24-36 (H) ...	61	41	
1-30-37 (A) ...	41	26	
2-20-37 (H) ...	51	19	
1-29-38 (A) ...	42	19	
2-21-38 (H) ...	48	24	
1-30-39 (A) ...	51	37	
2-25-39 (H) ...	52	27	
1-29-40 (A) ...	32	40	
2-24-40 (H) ...	43	38	
2-29-40 (SEC) ...	44	31	
2- 1-41 (A) ...	51	50	
2-24-41 (H) ...	58	31	
1-26-43 (H) ...	39	38	
2- 1-43 (A) ...	54	43	
2- 4-46 (A) ...	59	37	
2- 9-46 (N) ...	64	31	
1-13-47 (A) ...	82	30	
2-21-47 (A) ...	84	41	
2-27-47 (SEC) ...	98	29	
2- 9-48 (A) ...	82	51	
2-20-48 (H) ...	79	43	
1-31-49 (A) ...	72	50	
2-26-49 (H) ...	70	37	
1-30-50 (A) ...	58	54	
2-25-50 (H) ...	70	66	
1-27-51 (A) ...	74	49	
2-24-51 (H) ...	89	57	

Date	Ky.	Opp.	
3- 3-51 (SEC) ...	57	61	
1-28-52 (A) ...	88	51	
2-21-52 (H) ...	75	45	
1-30-54 (A) ...	85	63	
2-22-54 (H) ...	100	64	
1-29-55 (A) ...	75	71	
2-21-55 (H) ...	77	59	
1-28-56 (A) ...	73	81	
2-20-56 (H) ...	76	55	
1-26-57 (A) ...	91	83	
2-18-57 (H) ...	80	65	
1- 6-58 (A) ...	86	81	
2-17-58 (H) ...	65	61	
1- 6-59 (A) ...	66	75	
2-18-59 (H) ...	83	71	
1- 5-60 (A) ...	76	59	
2-16-60 (H) ...	68	60	
1- 9-61 (A) ...	62	64	
2-21-61 (H) ...	60	59	
3- 9-61 (N) ...	88	67	
1- 8-62 (A) ...	77	68	
2-19-62 (H) ...	87	80	
1- 7-63 (A) ...	106	82	
2-18-63 (H) ...	67	69	
1- 6-64 (A) ...	83	85	
2-17-64 (H) ...	104	73	
1- 5-65 (H) ...	79	97	
2-16-65 (A) ...	90	91	
1-15-66 (H) ...	96	83	
2- 2-66 (A) ...	105	90	
1- 5-67 (H) ...	*89	91	
3- 4-67 (A) ...	94	110	
1- 6-68 (A) ...	94	78	
3- 2-68 (H) ...	85	80	
2- 1-69 (H) ...	103	89	
3- 1-69 (A) ...	99	101	
1-31-70 (A) ...	81	89	
2-28-70 (H) ...	90	86	
1-30-71 (H) ...	102	92	
2-27-71 (A) ...	119	90	
1-24-72 (H) ...	106	80	
2- 5-72 (A) ...	*85	80	
1-22-73 (A) ...	75	76	
2- 3-73 (H) ...	76	83	
1-28-74 (H) ...	65	82	
3- 2-74 (A) ...	69	71	
1-27-75 (A) ...	91	90	
3- 1-75 (H) ...	109	84	

FLORIDA (34-10)

1- 3-27 (H) ...	43	36	
3- 2-31 (SC) ...	56	36	
2-26-33 (SEC) ...	48	24	
2-24-34 (SEC) ...	32	38	
2-26-42 (SEC) ...	42	36	
3- 1-45 (SEC) ...	57	35	
3- 1-46 (SEC) ...	69	32	
3- 4-48 (SEC) ...	87	31	
3- 3-49 (SEC) ...	73	36	
12-14-50 (H) ...	85	37	
1-12-52 (A) ...	99	52	
2- 8-54 (A) ...	97	55	
2- 3-55 (H) ...	87	63	
2- 6-56 (A) ...	81	70	
2- 2-57 (H) ...	88	61	
1-31-58 (A) ...	78	56	
1-31-59 (H) ...	94	51	
1-29-60 (A) ...	75	62	
2- 4-61 (H) ...	89	68	
2- 2-62 (A) ...	81	69	
2- 2-63 (H) ...	94	71	
2- 1-64 (A) ...	77	72	

\* Overtime Period.

Date	Ky.	Opp.	Date	Ky.	Opp.	Date	Ky.	Opp.
1-23-65 (A) ...	68	84	2- 2-70 (A) ...	84	83	1- 8-72 (H) ...	93	82
1-30-65 (H) ...	78	61	3- 2-70 (H) ...	102	81	2-12-72 (A) ...	90	82
1- 8-66 (A) ...	78	64	2- 1-71 (H) ...	114	76	1- 6-73 (A) ...	58	61
2- 7-66 (H) ...	85	75	3- 1-71 (A) ...	102	83	2-10-73 (H) ...	88	70
12-17-66 (H) ...	75	78	2- 7-72 (A) ...	78	72	1-19-74 (H) ...	93	64
1-14-67 (A) ...	72	89	3- 6-72 (H) ...	102	67	2-18-74 (A) ...	60	61
12- 4-67 (H) ...	99	76	2- 5-73 (H) ...	88	57	1-18-75 (A) ...	85	82
1-13-68 (A) ...	78	96	3- 3-73 (A) ...	91	79	2-17-75 (H) ...	108	89
1-11-69 (H) ...	88	67	1-12-74 (H) ...	79	58			
2-15-69 (A) ...	81	82	2-11-74 (A) ...	*97	99	<b>LOUISIANA STATE (40-3)</b>		
1-10-70 (A) ...	88	69	1-11-75 (A) ...	85	90	2-27-33 (SEC) .	51	38
2-14-70 (H) ...	110	66	2-10-75 (H) ...	119	76	2-26-37 (SEC) .	57	37
1- 9-71 (H) ...	101	75				3- 3-39 (SEC) .	53	34
2-13-71 (A) ...	65	74	<b>MISSISSIPPI (44-4)</b>			3- 3-44 (SEC) .	55	28
1-15-72 (A) ...	70	72	1- 9-25 (H) ...	26	23	3- 2-45 (SEC) .	68	37
2-19-72 (H) ...	95	68	2-11-27 (H) ...	17	37	3- 2-46 (SEC) .	59	36
1-13-73 (H) ...	95	65	2-27-28 (SC) ..	28	41	3- 5-48 (SEC) .	63	47
2-17-73 (A) ...	94	83	2-22-29 (H) ...	35	30	1-31-51 (A) ...	81	59
1-26-74 (A) ...	91	82	2-23-29 (H) ...	32	24	1- 5-52 (H) ...	57	47
2-25-74 (H) ...	65	75	2-25-33 (SEC) .	49	31	3- 1-52 (SEC) .	44	43
1-25-75 (H) ...	87	65	3- 2-39 (SEC) .	49	30	3- 9-54 (N) ...	63	56
2-24-75 (A) ...	58	66	2-10-41 (H) ...	60	41	12- 4-54 (H) ...	74	58
			2-27-41 (SEC) .	62	52	1-17-55 (A) ...	64	62
			2-27-42 (SEC) .	59	32	12- 3-55 (A) ...	62	52
<b>AUBURN (35-7)</b>			2- 3-49 (N) ...	75	45	1-14-56 (H) ...	107	65
1-29-21 (H) ...	40	25	2-16-49 (H) ...	85	31	1-12-57 (A) ...	51	46
2- 8-26 (H) ...	35	26	2- 4-50 (N) ...	61	55	1-11-58 (H) ...	97	52
2-28-42 (SEC) .	40	31	2-15-50 (H) ...	90	50	1-10-59 (A) ...	76	61
2-28-46 (SEC) .	69	24	2- 3-51 (N) ...	86	39	1- 9-60 (H) ...	77	46
2-28-47 (SEC) .	84	18	1- 2-52 (N) ...	116	58	1-13-61 (A) ...	59	73
3- 4-49 (SEC) .	70	39	2- 6-52 (H) ...	81	61	1-12-62 (H) ...	84	63
1- 5-51 (H) ...	79	35	2-13-54 (H) ...	88	62	1-11-63 (A) ...	63	56
3- 2-51 (SEC) .	84	54	2- 5-55 (N) ...	84	66	1-10-64 (H) ...	103	84
1-30-52 (A) ...	88	48	2-11-56 (H) ...	88	49	1- 9-65 (A) ...	79	66
2-27-54 (N) ...	109	79	2- 8-57 (N) ...	75	69	1-24-66 (H) ...	111	85
2-28-55 (H) ...	93	59	2- 8-58 (H) ...	96	65	1-28-67 (H) ...	102	72
2- 4-56 (N) ...	82	81	2- 7-59 (N) ...	97	72	2- 4-67 (A) ...	105	84
2-25-57 (H) ...	103	85	2- 6-60 (H) ...	61	43	1-27-68 (A) ...	121	95
2-24-58 (N) ...	63	64	2-11-61 (N) ...	74	60	2- 3-68 (H) ...	109	96
2-21-59 (H) ...	75	56	2-10-62 (H) ...	83	60	1-25-69 (A) ...	108	96
2-20-60 (A) ...	60	61	2- 9-63 (N) ...	75	69	2-22-69 (H) ...	103	89
2-27-61 (H) ...	77	51	2- 8-64 (H) ...	102	59	1-24-70 (H) ...	109	96
2-26-62 (A) ...	63	60	2- 6-65 (H) ...	102	65	2-21-70 (A) ...	121	105
2-23-63 (H) ...	78	59	2-21-66 (A) ...	108	65	1-23-71 (A) ...	82	79
2-22-64 (N) ...	99	79	1-30-67 (H) ...	96	53	2-20-71 (H) ...	110	73
1-18-65 (H) ...	73	67	2- 6-67 (A) ...	79	70	1-29-72 (H) ...	89	71
2-20-65 (A) ...	69	88	1-29-68 (A) ...	85	76	2-26-72 (A) ...	71	88
1-29-66 (h) ...	115	78	2- 5-68 (H) ...	78	62	1-27-73 (A) ...	86	71
2-12-66 (A) ...	77	64	1- 4-69 (A) ...	69	59	2-24-73 (H) ...	94	76
1-21-67 (H) ...	60	58	2- 2-69 (H) ...	104	68	1- 5-74 (A) ...	84	95
2-27-67 (A) ...	49	60	1- 3-70 (H) ...	95	73	2- 4-74 (H) ...	73	70
1-20-68 (A) ...	73	74	2- 7-70 (A) ...	120	85	1- 4-75 (H) ...	115	80
2-26-68 (H) ...	89	57	1- 2-71 (A) ...	103	95	2- 3-75 (A) ...	77	76
2- 3-69 (H) ...	105	93	2- 6-71 (H) ...	121	86			
3- 3-69 (A) ...	90	86						

\* Overtime Period.

## WILDCATS' RECORD AGAINST ALL OPPONENTS

Team	First Meeting	Last Meeting	UK Won	UK Lost
Advent Memorial Club (Cincy) . . . . .	1909	1909	0	1
Air Force . . . . .	1965	1065	1	0
Akron . . . . .	1937	1937	1	0
Alabama . . . . .	1923	1975	58	15
Alumni . . . . .	1934	1941	2	0
Arizona . . . . .	1946	1946	1	0
Arkansas . . . . .	1946	1950	3	0
Arkansas State . . . . .	1945	1945	1	0
Army . . . . .	1969	1969	1	0
Ashland YMCA . . . . .	1914	1914	1	0
Auburn . . . . .	1921	1975	35	7
Austin Peay . . . . .	1973	1973	1	0
Baylor . . . . .	1946	1963	5	0
Berea . . . . .	1926	1945	11	0
Bethany . . . . .	1911	1911	1	0
Bowling Green . . . . .	1948	1948	1	0
Bradley . . . . .	1949	1950	2	0
Brigham Young . . . . .	1951	1951	1	0
Butler . . . . .	1911	1962	3	0
*Cambridge University . . . . .	1966	1966	1	0
Carnegie Tech . . . . .	1931	1943	2	0
Central U. . . . .	1906	1913	8	9
Central Michigan . . . . .	1975	1975	1	0
Centenary . . . . .	1923	1937	3	1
Centre . . . . .	1916	1929	18	10
CCNY . . . . .	1950	1950	0	1
Chattanooga . . . . .	1914	1935	9	0
Chicago . . . . .	1932	1935	2	0
Christ Church (Cincinnati) . . . . .	1906	1913	0	3
Cincinnati U. . . . .	1904	1948	21	10
Cincinnati YMCA . . . . .	1905	1906	0	3
Clemson . . . . .	1922	1939	11	2
Colorado State College . . . . .	1959	1959	1	0
Columbia . . . . .	1948	1948	1	0
Cornell . . . . .	1966	1966	0	1
Creighton . . . . .	1930	1948	7	4
Cumberland . . . . .	1917	1921	4	1
Dartmouth . . . . .	1942	1973	3	1
Dayton . . . . .	1947	1967	3	1
De Paul . . . . .	1943	1970	17	3
DePauw . . . . .	1910	1944	1	2
Detroit . . . . .	1938	1938	0	1
Duke . . . . .	1930	1969	9	2
Eastern Normal . . . . .	1928	1928	1	0
Florida . . . . .	1927	1975	35	9
Florida State . . . . .	1958	1972	2	2
Ft. Benning . . . . .	1946	1946	1	0
Ft. Knox . . . . .	1942	1947	7	0
Georgia . . . . .	1921	1975	53	8
Georgia Tech . . . . .	1924	1964	49	13
Georgetown (Ky.) College . . . . .	1903	1938	35	14
Georgetown University . . . . .	1922	1922	0	1
Great Lakes Navy . . . . .	1942	1943	0	2
Hardin-Simmons . . . . .	1965	1965	1	0
Holy Cross . . . . .	1948	1948	2	0
Houston . . . . .	1956	1956	1	0
Idaho . . . . .	1946	1955	2	0
Illinois . . . . .	1925	1966	8	4
Indiana . . . . .	1924	1975	6	11
Indiana Central . . . . .	1946	1949	4	0



Iowa	1956	1973	3	2
Iowa State	1964	1964	1	0
*Istanbul University	1966	1966	1	0
Jacksonville	1970	1970	0	1
Kansas	1950	1974	6	1
Kansas State	1940	1971	6	0
Kentucky Wesleyan	1910	1938	8	2+
La Salle	1953	1954	2	0
Lexington High	1909	1911	1	1
Lexington YMCA	1907	1912	3	4
Long Island U.	1939	1947	2	1
Louisiana State	1933	1975	40	3
Louisville Coliseum	1908	1908	1	1
Louisville U.	1913	1959	8	3
Louisville YMCA	1914	1914	1	0
Louisville YMHA	1914	1914	1	0
Loyola (Chicago)	1949	1964	4	3
Loyola (La.)	1963	1963	1	0
Marietta	1913	1916	2	2
Marquette	1938	1975	7	4
Marshall	1913	1933	6	0
Maryland	1928	1958	4	3
Maryville	1915	1940	5	0
Mercer	1921	1922	1	1
Mexico U.	1933	1942	3	0
Mexico YMCA	1924	1924	1	0
Miami (Florida)	1956	1956	1	0
Miami (Ohio)	1905	1974	15	4
Michigan	1924	1970	4	1
Michigan State	1935	1972	9	6
Minnesota	1951	1957	3	1
Mississippi	1925	1975	44	4
Mississippi State	1921	1975	43	7†
Missouri	1960	1971	2	0
Moores Hill College	1906	1096	1	0
Morehead	1961	1061	1	0
Naval Academy	1928	1969	2	1
Nebraska	1940	1972	2	1
New Albany YMCA	1906	1906	0	1
New York U.	1935	1936	0	2
North Carolina	1924	1974	6	10
N. C. State	1931	1947	2	0
Northwestern	1962	1974	7	0
Notre Dame	1929	1974	23	14
Oglethorpe	1934	1934	1	0
Ohio State	1933	1968	6	7
Ohio University	1944	1964	7	1
Ohio Wesleyan	1911	1911	0	1
Oklahoma A & M State	1944	1974	3	1
Oklahoma U.	1946	1946	1	0
Oregon	1973	1973	1	0
Oregon State	1966	1970	2	0
Otterbein	1911	1911	0	1
Pennsylvania	1967	1969	2	0
Penn. State	1952	1955	2	0
Phillips Oilers	1948	1948	0	1‡
Pittsburgh	1935	1960	4	0
Princeton	1926	1971	1	1
Purdue	1949	1970	2	1
Rhode Island	1946	1946	1	0
Rose Polytechnic	1910	1917	1	1
*Salonika University	1966	1966	1	0
Seattle	1958	1958	1	0
Sewanee	1923	1934	6	0

South Carolina	1928	1967	4	1
Southern California	1959	1961	0	2
St. Andrew	1915	1915	1	1
St. John's	1943	1952	8	3
St. Joseph's	1939	1939	1	0
St. Louis	1948	1966	7	9
Southern Methodist	1956	1958	2	1
Stanford	1973	1973	1	0
Syracuse	1950	1975	3	0
Temple	1944	1962	14	4
Tennessee	1910	1975	96	39
Texas A & M	1941	1946	2	0
Texas Tech	1963	1965	2	0
Texas Western	1966	1966	0	1
Transylvania	1903	1911	6	8#
Tufts	1945	1945	1	0
Tulane	1921	1966	37	5
Tulsa	1947	1948	3	0
UCLA	1951	1975	3	1
Utah	1944	1954	2	1
Utah State	1957	1957	1	0
Vanderbilt	1912	1975	76	26
Vernon College	1906	1906	1	0
Villanova	1949	1949	2	0
Virginia	1914	1966	6	2
Virginia Tech	1924	1962	2	1
VMI	1914	1960	2	2
Wabash	1925	1946	1	1
Wake Forest	1953	1963	2	0
*Warsaw University	1966	1966	2	0
Washington U.	1942	1948	2	0
Washington & Lee	1922	1956	12	1
Washington State	1974	1974	1	0
Wayne	1956	1956	1	0
Western Kentucky	1971	1971	0	1
Western Ontario	1945	1949	4	0
West Texas State	1950	1950	1	0
West Virginia	1924	1970	10	4
Wisconsin	1963	1969	1	1
Wright Field	1944	1944	1	0
Wyoming	1944	1944	1	0
Xavier	1935	1969	37	2
Yale	1961	1961	1	0

†Record includes nine games with Mississippi A&M which later became known as Mississippi State.

‡Pre-Olympic Games exhibitions not included.

#Record includes 10 games with Kentucky University, which became known as Transylvania in 1909.

\*Played in International Universities Tournament at Tel Aviv, Israel, in August, 1966.

+Record does not take in account tie game played between UK and Kentucky Wesleyan Feb. 9, 1918. Unique 21-21 tie resulted from scorer's error which was not discovered until after teams departed.

\* \* \* \* \*

### WILDCAT MASCOTS HAD COLORFUL NAMES

Over the years, Kentucky athletic teams have been spurred on in efforts toward victory by numerous colorfully-named wildcat mascots. Records indicate the first animal was given to the University in 1921. Named "Tom," this live Kentucky wildcat died quickly from being in captivity and was replaced with "TNT." Other live mascots followed—including "Whiskers," "Hot Tamale," and "Colonel"—only to pass from the scene due to death or being turned loose in the mountains after they did not thrive out of their native habitat.

## ALL-TIME KENTUCKY CAGE RECORDS

(Revised to Start of 1974-75 Season)

### TEAM RECORDS

#### Season

- Most Games Played—39\* in 1947-48  
(Regular Season Only—30\* in 1946-47)
- Most Wins—36\*# in 1947-48 (Won 36, Lost 3)  
(Regular Season Only—28\* in 1946-47 (Won 28, Lost 2)  
(Conference Play Only—17\* in 1969-70)
- Most Losses—13 in 1926-27 (2-13), 1966-67 (13-13) and 1973-74 (13-13)  
(For Full Season 20 or More Games—13 in 1966-67) and (1973-74)  
(Conference Play Only—10 in 1966-67 (8-10)
- Fewest Wins—1 in 1904-05 (Won 1, Lost 4)  
(For Full Season 20 or More Games—13 in 1966-67) and (1973-74)
- Fewest Losses—0 in 1911-12 (9-0) and 1953-54 (25-0)
- Longest Win Streak—25 in 1953-54 (Won 25, Lost 0)  
(Conference Play Only—14\* in 1950-51, 1951-52, 1965-66. Including Playoff Game,  
Kentucky Won 15 Straight in 1953-54)
- Most Consecutive Wins, Conference Play—51\* (Jan. 28, 1950-Jan. 8, 1955)
- Longest Losing Steak—9 (Jan. 25 to Feb. 23, 1923)  
(Conference Play Only—4 in 1966-67) and (1973-74)  
(Rupp-Coached Teams Have Never Lost More Than 3 in Row)
- Most Points—2858 in 31 Games, 1974-75  
Regular Season Only—2523 in 26 Games, 1970-71  
(Conference Play Only—1728\* in 18 Games, 1970-71)  
(Most Times 100 or More Points—15 in 1970-71)  
(Two Consecutive Games—244 vs. Georgia and Tennessee, 1956)
- Fewest Points—19 in 3 Games, 1903  
(For Full Season 20 or More Games—538 in 22 Games 1924-25)
- Greatest Average Scoring Margin—27.2 in 25 Games, 1953-54  
(Including Tournament Play—29.9 in 37 Games, 1946-47)  
(Conference Play Only—35.9\* in 14 Games, 1953-54)
- Highest Scoring Average—96.8 in 28 Games, 1969-70  
(Regular Season Only—96.7 in 26 Games, 1970-71)  
(Conference Play Only—96.0\* in 18 Games, 1970-71)
- Lowest Scoring Average—6.3 in 3 Games, 1903
- Best Winning Percentage—1.000 in 1911-12 (9-0) and 1953-54 (25-0)  
(Conference Play Only—1.000 in 1932-33 (8-0) and 10 Other Years. Last 14-0 in  
1953-54)
- Worst Season Percentage—.187 on Record 3-13 in 1926-27  
(20 Games Minimum—.500 (13-13) in 1966-67 and 1973-74)
- Most Field Goal Attempts—3645\*# in 39 Games, 1947-48  
(Regular Season—2925# in 33 Games, 1947-48)
- Most Field Goals Made—1197 in 31 Games, 1974-75  
(Conference Play Only—719\* in 18 Games, 1974-75)
- Highest Field Goal Pct.—50.6 in 28 Games, 1970-71  
(Regular Season Only—50.8 in 26 Games, 1970-71)  
(Conference Play Only—52.2\* in 18 Games, 1970-71)
- Most Free Throws Attempted—865 in 32 Games, 1951-52  
(Conference Play Only—425\* in 18 Games, 1970-71)

\*Also SEC Record

\*\*The 1965-66 Wildcat team scored 2,950 points in 25 regular season, four NCAA and five International Universities Tournament games.

#Recognized As National Record

Most Free Throws Made—579 in 28 Games, 1956-57  
 (Conference Play Only—320\* in 18 Games, 1970-71)  
 Highest Free Throw Pct.—76.7 in 26 Games, 1966-67  
 (Regular Season Only—76.7 in 26 Games, 1966-67)  
 Most Personal Fouls—767 in 31 Games, 1974-75  
 Fewest PF's—307 in 26 Games, 1944-45  
 Most Points Allowed—2434 in 31 Games, 1974-75  
 (Regular Season Only—2175 in 26 Games, 1970-71)  
 Fewest Points Allowed—(9 Game Min.)—137 in 9 games, 1911-12  
 (Conference Play Only—182\* in 8 Games, 1934-35)  
 Most Rebounds—1817\* in 32 Games, 1951-52  
 (Regular Season Only—1600 in 25 Games, 1950-51)  
 Best Rebound Average—64.6\* in 25 Games, 1953-54  
 Most Wins in Conference—17\* in 1969-70

#### Single Game

Most Points—143\* (Kentucky 143 vs. Georgia 66, Feb. 27, 1956)  
 (Conference Play Only—Same)  
 Most Points, Both Teams—234 Kentucky 118 vs. Northwestern 116 at Evanston, Dec. 10, 1966)  
 Conference Play Only—226 (Kentucky 121 vs. LSU 105, Feb. 21, 1970)  
 Most Points, Home Floor—121 (Kentucky 121 vs. Mississippi 86, Feb. 6, 1971)  
 Most Points on Opponent's Floor—121 (Kentucky 121 vs. LSU, 95, Jan. 27, 1968; Kentucky 121 vs. LSU, 105, Feb. 21, 1970)  
 Most Points on Neutral Court—143 (Kentucky 143 vs. Georgia 66, Armory, Louisville, Feb. 27, 1956)  
 Most Points, One Half—75\* (Kentucky 75 vs. Georgia 32, Feb. 27, 1956)  
 Fewest Points—1 (Kentucky 1 vs. Georgetown 32 in 1903 and vs. Kentucky U 22 in 1905)  
 (Conference Play Only—22 Against Tennessee 32, Jan. 18, 1941)  
 Fewest Points, One Half (Modern)—8 (Kentucky 8, Georgia 6 in First Half, Jan. 16, 1967 Athens)  
 Fewest Points, Both Teams—17 (State College 5 vs. Kentucky U. 12 in 1904)  
 Biggest Victory Margin—77\* (Kentucky 143 vs. Georgia 66, Feb. 27, 1956)  
 Smallest Victory Margin—1 (38 One-point Wins. Last, 77-76 over LSU, Feb. 3, 1975)  
 Worst Defeat—68 (Kentucky 19 vs. Centre 87 in 1908-09)  
 (CCNY's 39-point Win Over UK in NIT of 1950 Worst Defeat in Modern Records)  
 Smallest Margin of Defeat—1 (Tennessee 27 vs. Kentucky 26, March 2, 1917)  
 (Also on Record are 31 Other One-Point Losses. Last, Ole Miss 61 vs. Kentucky 60, Feb. 18, 1974)  
 Most Points in Losing Game—100 vs. Jacksonville, 106 (NCAA) March 14, 1970  
 Fewest Points Allowed—5\* (Kentucky 26 vs. Tennessee 5 in 1909-10 and Kentucky 38 vs. Centre 5 in 1916)  
 (Conference Play Only—9\* Against Tulane, Dec. 20, 1934)  
 Most Points Allowed—116 (Northwestern 116 vs. Kentucky 118 Dec. 10, 1966)  
 Most FG Attempted—125\* Against Indiana Central, Nov. 29, 1947 (SEC Non-Conference Record); Mississippi, Feb. 8, 1964  
 (Conference Play Only—125\* Against Mississippi, Feb. 8, 1964)  
 Most FGA's, Both Teams—209 (Kentucky 125 vs. Mississippi 84, Feb. 8, 1964)  
 Fewest FG Attempted—39 Against Georgia, Jan. 16, 1967  
 Fewest FGA One Half—15 (2nd Half) vs. Florida, Jan. 30, 1965  
 Most Field Goals Scored—60\* Against Georgia, Feb. 27, 1956  
 Most FG's Scored, Both Teams—96 (UK 50 vs. Northwestern 46, Dec. 10, 1966, and UK 50 vs. Austin Peay 46, Mar. 15, 1973)  
 Conference Play Only—90\* UK 52 vs. LSU 38, Jan. 27, 1968, and UK 48 vs. Alabama 42, Feb. 26, 1973)

\*Also Southeastern Conference Record

Best Field Goal Pct.—64.4% vs. Florida (A) Jan. 26, 1974  
 (Conference Play Only—64.4% vs. Florida (A) Jan. 26, 1974  
 (First Half—72.7% vs. LSU, Jan. 24, 1966)  
 (Second Half—71.4% vs. North Carolina, Dec. 17, 1962)  
 Lowest Field Goal Percentage—16.3 vs. Ga. Tech (A), Jan. 26, 1960  
 Most Free Throws Attempted—55\* Against Auburn, Feb. 27, 1954. Made 35.  
 Fewest Free Throws Attempted—2 Against Ga., Feb. 8, 1975.  
 Most Free Throws Made—48\* Against Vanderbilt (A) Jan. 7, 1963. FTA 53.  
 Fewest Free Throws Made—1 Against Ga., Feb. 8, 1975, in 2 Attempts  
 Best Free Throw Pct.—1.000 (14 out of 14 vs. Duke, March 3, 1930; 11 out of 11 vs. Alabama, Feb. 1, 1934 and Vanderbilt, Mar. 2, 1974; 9 out of 9 vs. Mississippi, Jan. 4, 1969) 95.5\* (21 out of 22 vs. Georgia, Feb. 19, 1973)  
 Most Rebounds—108\* Against Mississippi, Feb. 8, 1964  
 Most Personal Fouls—41\* Against Ohio U., Jan. 12, 1948  
 (Conference Play Only—37\* (Kentucky vs. Auburn, Feb. 27, 1954)  
 Most PF's, Both Teams—71\* (Kentucky 37 vs. Auburn 34, Feb. 27, 1954)  
 (Non-Conference Game—68—Kentucky 41, Ohio U. 27, Jan. 12, 1948)  
 Fewest PF's Both Teams—17 (Kentucky 7 vs. SMU 10, Dec. 21, 1956)

#### INDIVIDUAL RECORDS (Season)

Most Points—948 by Dan Issel in 28 Games, 1969-70  
 (Regular Season Only—876 by Dan Issel in 26 Games, 1969-70)  
 (Conference Play Only—612 by Dan Issel in 18 Games, 1969-70)  
 (Soph. Year—608 by Cotton Nash in 26 Games, 1961-62)  
 Highest Scoring Average—33.9 by Dan Issel in 28 Games, 1969-70  
 (Regular Season Only—33.7 by Dan Issel in 26 Games, 1969-70)  
 (Conference Play Only—34.0 by Dan Issel in 18 Games, 1969-70)  
 (Soph. Year—23.4 by Cotton Nash in 1961-62)  
 Most Rebounds—528\* by Cliff Hagan in 32 Games, 1951-52  
 (Regular Season Only—447 by Bill Spivey in 25 Games, 1950-51)  
 (Conference Play Only—250 by Cliff Hagan in 14 Games, 1951-52)  
 Most FG Attempts—667 by Dan Issel in 28 Games, 1969-70  
 (Regular Season Only—614 by Dan Issel in 26 Games, 1969-70)  
 (Conference Play Only—433 by Dan Issel in 18 Games, 1969-70)  
 Most Field Goals Made—369 by Dan Issel in 28 Games, 1969-70  
 (Regular Season Only—339 by Dan Issel in 26 Games, 1969-70)  
 (Conference Play Only—239 by Dan Issel in 18 Games, 1969-70)  
 Most Free Throws Attempted—275 by Dan Issel in 28 Games, 1969-70  
 (Regular Season Only—259 by Dan Issel in 26 Games, 1969-70)  
 (Conference Play Only—169 by Dan Issel in 18 Games, 1969-70)  
 Most Free Throws Made—210 by Dan Issel in 28 Games, 1969-70  
 (Regular Season Only—198 by Dan Issel in 26 Games, 1969-70)  
 (Conference Play Only—134 by Dan Issel in 18 Games, 1969-70)  
 (Consecutive—27 in 6 Games by Louie Dampier, 1966-67)  
 Highest Field Goal Pct.—57.7 by Jim Andrews in 28 Games, 1971-72  
 (Regular Season Only—58.3 by Jim Andrews in 26 Games, 1971-72)  
 (Conference Play Only—59.6 by Jim Andrews in 18 Games, 1971-72)  
 Highest Free Throw Pct.—91.8 by Larry Steele in 23 Games, (45-49) 1969-70  
 (Regular Season Only—90.9 by Larry Steele in 21 Games, (40-44) 1969-70)  
 (Conference Play Only—90.9 by Kent Hollenbeck in 12 Games (40.44) 1970-71)  
 Most Assists—129 by Mike Casey in 28 Games, 1968-69

\*Also Southeastern Conference Record

#Recognized As National Record

### Single Game

- Most Points—53 by Dan Issel (Against Mississippi at Oxford, Feb. 7, 1970)  
Most Field Goals Attempted—42 By Bill Spivey (Against Ga. Tech, Feb. 18, 1950. Made 16)  
Most Field Goals Made—23 by Dan Issel (Against Mississippi at Oxford, Feb. 7, 1970)  
Most Free Throws Attempted—24 By Cliff Hagan (Against Temple, Dec. 5, 1953)  
Most Free Throws Made—17 By Cliff Hagan (Against Miss., 1952, and Temple, 1953, and Roger Newman, Ohio State, 1961)  
Consecutive Free Throws Made—16\* By Cliff Hagan (Against Mississippi, Jan. 2, 1952)  
Highest Field Goal Percentage (Min. 10 Made)—90.9 (10 of 11) By Bob Guyette (Against LSU, Jan. 5, 1974)  
Highest Free Throw Percentage (Min. 10 Made)—1.000 by Louie Dampier (13 of 13 against Florida, Jan. 30, 1965, and 14 of 14 against Oregon State Dec. 22, 1966) 10 other players have 13–1.000% performances. (Min. 15 made)—.944 (17 of 18) by Cliff Hagan against Mississippi, Jan. 2, 1952)  
Most Rebounds—34\* (SEC non-conference record) by Bob Burrow (Against Temple, Dec. 10, 1955)  
Longest Field Goal Made—63 feet, 7½ inches By Cliff Barker (Against Vanderbilt, Feb. 26, 1949 in Alumni Gym). (Other long shots on record include 53 ft., 9½ in. By Ralph Beard Against Tennessee in 1947-48; 53 ft., 6 in. by Linville Puckett Against Miss. State in 1953-54; and 48 ft., 2¼ in. by Red Hagan Against Marquette in 1937-38)

### INDIVIDUAL CAREER RECORDS (Varsity Play)

- Most Points—2138 by Dan Issel in 83 Games, 1968-70  
(Conference Play Only—1399 by Dan Issel in 54 Games, 1968-70)  
Highest Scoring Average—25.7 by Dan Issel, 1968-70  
(Conference Play Only—25.9 by Dan Issel in 54 Games, 1969-70)  
Most Games Played—139 by Ralph Beard, 1945-49  
(Conference Play Only—54 by Dan Issel and Mike Pratt, 1968-70, and Jimmy Dan Conner and Mike Flynn, 1972-75)  
Most Consecutive Games Started—120 by Alex Groza, Nov. 28, 1946 to March 26, 1949  
(Conference Play Only—54 by Dan Issel and Mike Pratt in 1968-70)  
Most Field Goals Attempted—1591 by Dan Issel, 1968-70  
(Conference Play Only—1059 by Dan Issel, 1968-70)  
Most Field Goals Made—825 by Dan Issel in 83 Games, 1968-70  
(Conference Play Only—546 by Dan Issel in 54 Games, 1968-70)  
Highest FG Pct.—56.3 By Jim Andrews in 80 Games, 1971-73  
(Conference Play Only—56.5 By Jim Andrews in 52 Games, 1971-73)  
Most Free Throws Attempted—661 by Dan Issel in 83 Games, 1968-70  
(Conference Play Only—405 by Dan Issel in 54 Games, 1968-70)  
Most Free Throws Made—488 by Dan Issel in 83 Games, 1968-70  
(Conference Play Only—307 by Dan Issel in 54 Games, 1968-70)  
Highest FT Pct.—83.5 by Louie Dampier in 80 Games, 1965-67  
(Conference Play Only—79.3 by Larry Pursiful in 39 Games, 1960-62)  
Most Rebounds—1078 by Dan Issel in 83 Games, 1968-70 (No Rebounds kept prior to 1951)  
(Conference Play Only—685 by Dan Issel in 54 Games, 1968-70)  
Best Rebound Average—16.1 By Bob Burrow in 51 Games, 1955-56  
(Conference Play Only—17.5 By Bob Burrow in 30 Games, 1955-56)  
Most Assists—293 By Larry Conley in 81 Games, 1964-66  
Most Personal Fouls—296 By Wallace Jones, 1946-49 (Four Seasons)  
(For 3 Seasons—294 By Pat Riley, 1965-67)

\*Also Southeastern Conference Record

#Recognized As National Record

## NCAA TOURNAMENT RECORDS

Most Appearances—22# (1942, 1945, 1948, 1949, 1951, 1952, 1955, 1956, 1957, 1958, 1959, 1961, 1962, 1964, 1966, 1968, 1969, 1970, 1971, 1972, 1973, 1975)  
Most Points—4184 in 55 Games  
Most Games—55#

## MISCELLANEOUS RECORDS

Season Opener Consecutive Wins—34  
(Kentucky lost first opening game since 1926 in defeat by Va. Tech, Dec. 1, 1962)  
Consecutive Home Floor Wins—129# (Jan. 4, 1943 to Jan. 8, 1955)  
(First 84 wins in Alumni Gym, remainder in Memorial Coliseum)  
(Conference Play Only—70 from Jan. 21, 1939 to Jan. 8, 1955)  
(Overall since 1943, Kentucky has been defeated on its home floor only 37 times)  
(Most losses at home one season—7 in 1966-67)  
Longest Winning Streak—32 (Dec. 5, 1953 to Jan. 8, 1955)  
Consecutive Conference Wins—51\* (Jan. 28, 1950 to Jan. 8, 1955)  
(Excludes tournament and non-SEC games)  
Consecutive SEC Losses—4 in 1966-67 and 1973-74 (Lost 3 in row only 9 times, 2 in row only 16 times)  
Most SEC Champions—29\*  
(12 Titles won in tournament play. Title determined by regular season play since 1951. Tied LSU 1935 and 1954, Miss. State 1962, Tennessee 1972, Alabama 1975)  
Consecutive SEC Championships—9\*  
(Kentucky held SEC title continuously from 1944 to 1953 when Wildcats were out of competition. The 1952 title represented UK's 6th straight regular season title and 12th win of season race since SEC organized in 1933.)  
Attendance Highs—  
One Game—18,833 (UK vs. Morehead, NCAA at Louisville, 1961)  
Regular Season Game—18,274\* (UK vs. Illinois at Louisville, 1958)  
Home Game—13,690 (UK vs. LSU, Jan. 24, 1970)  
Two Consecutive Games—31,581 in 1973 (15,581 UK-Austin Peay, 16,000 UK-Indiana, NCAA Mideast Regional, Nashville, Tenn.)  
Complete Season—359,232 in 31 Games, 1974-75  
Home Season—181,295 in 15 Games, 1969-70  
Last Overtime Game—Feb. 11, 1974 (Auburn 99, UK 97) (A)  
(Last double overtime game—Dec. 11, 1971 (Indiana 90, UK 89) (N)  
(Last three-overtime game—Dec. 7, 1957, Kentucky 85, Temple 83)  
Most Players on All-Tournament Team—5 (1947 All-SEC Tournament Team and 1965 UK Invitational Tournament Team)

## MEMORIAL COLISEUM RECORDS

(Collegiate-Varsity)

Team—Single Game

Consecutive Wins—45 By Kentucky (Dec. 1, 1950 to Jan. 8, 1955)  
(Part of Overall National Record of 129 Home Floor Victories)  
(Kentucky has lost two in row in Memorial Coliseum only three times and three in row only once—1966-67)  
Most Points—121 by Kentucky vs. Mississippi, 86, Feb. 6, 1971  
Most Points By UK Opponent—98 (1 OT) By Illinois, Dec. 5, 1966  
Biggest Margin of Victory—53 By Kentucky (UK 104 vs. Ga. Tech 51 on Jan. 7, 1956; and UK 108 vs. Georgia 55 on Jan. 29, 1959)

\*Also Southeastern Conference Record

#Recognized As National Record

Most Points, Both Teams—207 (Kentucky 121 vs. Mississippi 86, Feb. 6, 1971)  
 Biggest Margin of Defeat For Kentucky—23 (Alabama 94, UK 71, Feb. 23, 1974)  
 Most Points In One Half—67 By Kentucky in Second Half vs. Auburn, Jan. 29, 1966  
 Fewest Points—32 By Alabama (Alabama 32 vs. Kentucky 39 on Feb. 23, 1959)  
 Smallest Margin of Victory—Kentucky 77 vs. UCLA 76 on Feb. 17, 1961; UK 61, Tennessee  
 60 on Feb. 27, 1965; UK 60, Tennessee 59 on Feb. 12, 1968; Kentucky 78 vs. Stanford  
 77 on Dec. 22, 1973  
 Smallest Margin of Defeat—1 (Ga. Tech 59 vs. Kentucky 58 on Jan. 8, 1955; St. Louis 71 vs.  
 Kentucky 70 on Dec. 10, 1956; Ga. Tech 86 vs. Kentucky 85 in double overtime on  
 Jan. 5, 1963; Illinois 98 vs. UK 97 (1 OT) Dec. 5, 1966; Ohio State 82, UK 81, March  
 16, 1968)  
 Most FGA's, Both Teams—209 (Kentucky 125 vs. Mississippi 84, Feb. 8, 1964)  
 Most Field Goals Made—54 by Kentucky vs. Mississippi, Feb. 6, 1971  
 Best FG Pct. (Game)—69.2 (18 of 26) By Miss. State vs. Kentucky, Feb. 12, 1962  
 Best FG Pct. (First Half)—72.7 (24 of 33) By UK vs. LSU, Jan. 24, 1966  
 Best FG Pct. (Second Half)—87.5 (7 of 8) By Miss. State vs. UK, Feb. 12, 1962  
 Most Free Throws Attempted—50 By Georgia vs. Kentucky, Feb. 4, 1954, and Georgia  
 Tech, Jan. 5, 1957  
 Most FTA's, Both Teams—89 (Kentucky 39 vs. Georgia Tech 50 on Jan. 5, 1957)  
 Most FT Made—38 By Kentucky vs. Georgia on Jan. 29, 1959; UK 38 vs. Florida, Jan. 30,  
 1965  
 Most Free Throws Missed—23 By Georgia vs. Kentucky on Feb. 4, 1954  
 Most Rebounds—108 By Kentucky vs. Mississippi, Feb. 8, 1964  
 Fewest Points, Both Teams—71 (Kentucky 39 vs. Alabama 32 on Feb. 23, 1959)  
 Most Personal Fouls—34 By Mississippi vs. Kentucky, Feb. 6, 1965  
 Most PF's, Both Teams—62 (UK 31 vs. Auburn 31, Feb. 5, 1973)  
 Biggest Crowd—13,690 (Kentucky vs. Louisiana State, Jan. 24, 1970)

#### Individual—Single Game

Most Points—55 by Pete Maravich, LSU vs. Kentucky, Jan. 24, 1970  
 Most Field Goals Attempted—53 by Pete Maravich, LSU vs. Kentucky, Feb. 22, 1969  
 Most Field Goals Made—21 by Pete Maravich, LSU vs. Kentucky, Feb. 22, 1969 and Jan.  
 24, 1970  
 Most Free Throws Attempted—24 By Cliff Hagan, Kentucky vs. Temple on Dec. 5, 1953  
 Most Free Throws Made—17 By Cliff Hagan, Kentucky vs. Temple on Dec. 5, 1953  
 (Consecutive—14 of 14 By Louie Dampier vs. Oregon State, Dec. 22, 1966)  
 Most Rebounds—34\* (SEC Record Non-Conference Play) By Bob Burrow, Kentucky vs.  
 Temple on Dec. 15, 1954  
 Longest Field Goal Made—53 ft., 6 in. By Linville Puckett, Kentucky vs. Miss. State on Feb.  
 15, 1954

### HIGHS AND LOWS BY OPPONENTS

(Modern—Since 1930)

#### Individual—Single Game

Most Points—64 Pete Maravich (LSU) Feb. 21, 1970 at Baton Rouge  
 Most Rebounds—30 Jerry Lucas (Ohio State) March 18, 1961 (NCAA)  
 Most Field Goals—23 Pete Maravich (LSU) Feb. 21, 1970 at Baton Rouge  
 Most Free Throws Made—17 Pete Maravich (LSU) (22 FTA) Feb. 21, 1970 at Baton Rouge  
 Most FG's Attempted—53 Pete Maravich (LSU) Feb. 22, 1969  
 Most FT's Attempted—22 Pete Maravich (LSU) Feb. 21, 1970 at Baton Rouge

\*Also Southeastern Conference Record

#Recognized As National Record



### Team—Single Game

- Most Points—116 Northwestern (UK 118) Dec. 10, 1966  
 (Conf. Only—110 Vanderbilt, UK 94, March 4, 1967)
- Fewest Points—6 Arkansas State (Kentucky 75) Jan. 8, 1945  
 (All-Time Record—5 Tennessee 1910, Centre 1916, Ky. Wesleyan 1919)
- Biggest Victory Margin—39 CCNY 89-Kentucky 50 in NIT, Mar. 14, 1950  
 (All-Time Record—68 Centre 87-Kentucky 19 in 1910)
- Smallest Victory Margin—1 Vanderbilt 32, Kentucky 31, Feb. 20, 1932 (28 One-Point Losses since 1930. All-Time, 34 losses) Last by Mississippi 61, Kentucky 60, Feb. 18, 1974.
- Most Rebounds—81 Notre Dame, Dec. 29, 1964  
 (Rebounds not recorded prior to 1951)
- Most Field Goals—51 Notre Dame (109 Attempts) Dec. 29, 1964  
 (All-Time Record—Same)
- Fewest Field Goals—2# Arkansas State Jan. 8, 1945
- Most FG's Attempted—109 Notre Dame (Made 51) Dec. 29, 1964  
 Field Goal Attempts Not Recorded Prior To 1947)
- Most Free Throws Made—35 Auburn (49 Attempts) Feb. 27, 1954  
 (All-Time Record—Same)
- Fewest Free Throws Missed—0 Georgia Tech (Made 5) Jan. 21, 1946, and Georgia (Made 6) Feb. 19, 1973
- Most FT's Attempted—53 Tennessee (Made 33) March 3, 1956  
 (All-Time Record—Same)
- Best FT Shooting Percentage—(Minimum 15 FTA) 91.7 (22 of 24) by Notre Dame (N), Jan. 14, 1939
- Best FG Shooting Pct.—69.2 By Miss. State, Feb. 12, 1962, at Lexington  
 (First Half—75.0% by Georgia (H) Jan. 11, 1971)  
 (Second Half—87.5% By Miss. State (H) Feb. 12, 1962)
- Lowest FG Shooting Percentage—24.1% Notre Dame Feb. 14, 1959  
 (Shooting Percentages Not Recorded Prior To 1947)
- Most Personal Fouls—36 Iowa Dec. 14, 1973 (A)
- \*Also Southeastern Conference Record  
 #Recognized As National Record

### HELMS ATHLETIC FOUNDATION COLLEGIATE BASKETBALL SELECTIONS

#### College Basketball Hall of Fame

1946—Adolph F. Rupp . . . . . Coach	1966—Cliff Hagan . . . . . Player
1933—Forest (Aggie) Sale . . . . . Player	1968—Charles (Cotton) Nash . . . . Player
1964—Carey Spicer . . . . . Player	1971—LeRoy Edwards . . . . . Player

#### Player of the Year

1933—Forest Sale . . . . . Center-Forward	1935—LeRoy Edwards— . . . . . Center
1975—Kevin Grevy . . . . . Forward	

#### Helms' National Champions

	W	L	Points	Points Against
1933—Kentucky . . . . .	20	3	1073	630
1948—Kentucky . . . . .	36	3	2690	1730
1949—Kentucky . . . . .	32	2	2320	1492
1951—Kentucky . . . . .	32	2	2540	1783
1954—Kentucky . . . . .	25	0	2187	1508
1958—Kentucky . . . . .	23	6	2166	1817

## WILDCAT CAGE LETTERMEN

### - A -

John Adams (63, 64, 65)  
 Earl Adkins (55, 57, 58)  
 Don Adkins (Mgr.) (74, 75)  
 Marvin Akers (41, 42, 43)  
 Charles Alberts (25, 26)  
 Abramson Allan (44)  
 (Mgr.)  
 Ermal Allen (40, 41, 42)  
 Ed Allin (45)  
 Carl Althaus (43)  
 H. M. Amoss (04)  
 Milerd Anderson  
 (34, 35, 36)  
 Jim Andrews (71, 72, 73)  
 Lee Andrus (03, 04)  
 Phil Argento (67, 68, 69)  
 R. H. Arnett (04)  
 Jay Atkerson (Mgr.)  
 (57, 58, 59)  
 Paul Adkins (21, 22)

### - B -

H. A. Babb (Mgr.) (11)  
 Adrian Back (42)  
 Stanley Baer (05, 06, 07)  
 Scotty Baesler (62, 63)  
 Richard C. Barbee  
 (06, 07, 08, 09)  
 Cliff Barker (47, 48, 49)  
 Bill Barlowe (43)  
 B. Barnett (11, 12, 13)  
 Dale Barnstable  
 (47, 48, 49, 50)  
 Bobby Barton (Mgr.) (67)  
 Ralph Beard  
 (46, 47, 48, 49)  
 Ed Beck (56, 57, 58)  
 Cecil Bell (31)  
 Cliff Berger (66, 67, 68)  
 Henry Besuden (26)  
 Bill Bibb (54)  
 Arthur Bicknell (40)  
 Doug Billips (Mgr.)  
 (69, 70)  
 Jerry Bird (54, 55, 56)  
 Crittenden Blair (34)  
 Harry Bliss (35)  
 Ralph Boren (24)  
 Brad Bounds (66, 67)  
 Bob Brannum (44, 47)  
 D. P. Branson (05, 06)  
 John Brewer (55, 56, 57)  
 Leo Brewer (08)  
 Melvin Brewer  
 (41, 42, 43)  
 G. C. Bridges (10)  
 Jake Bronston (30, 31)  
 T. R. Bryant (05, 06, 07)  
 Nathaniel Buis (44)  
 Carey Burchett (34)  
 (Mgr.)  
 Carroll Burchett  
 (60, 61, 62)  
 L. S. Burnham  
 (19, 20, 22, 23)  
 Bob Burrow (55, 56)

Bill Busey (68)  
 Kirk Byars (Mgr.) (63)

### - C -

Gerry Calvert  
 (55, 56, 57)  
 Patrick Campbell (17, 18)  
 George Campbell (35)  
 (Mgr.)  
 Kenton Campbell (45, 46)  
 Burgess Carey (25, 26)  
 Ralph Carlisle  
 (35, 36, 37)  
 Armiel Carman (Mgr.) (16)  
 Mike Casey (68, 69, 71)  
 Billy Ray Cassady  
 (56, 57, 58)  
 J. S. Chambers (Mgr.) (09)  
 Steve Clevenger  
 (66, 67, 68)  
 Marion Cluggish  
 (38, 39, 40)  
 Bennie Coffman (59, 60)  
 Sid Cohen (59, 60)  
 Lincoln Collinsworth  
 (56, 57, 58)  
 Carl Combs (40)  
 Cecil Combs (28, 29, 30)  
 Charles Combs (38)  
 Larry Conley (64, 65, 66)  
 Jimmy Dan Conner (73, 74, 75)  
 Joe Coons (05)  
 Johnny Cox (57, 58, 59)  
 Hugh Coy (54)  
 John Crigler (56, 57, 58)  
 George Critz (64)  
 Larry Crosby (65) (Mgr.)  
 John S. Crosthwaite (10)  
 Albert Cummins (47)  
 Fred Curtis (37, 38, 39)

### - D -

Louie Dampier  
 (65, 66, 67)  
 Darrell Darby  
 (31, 32, 33)  
 Howard Dardeen (59)  
 Berkley Davis (34)  
 Bruce Davis (36)  
 Mulford Davis  
 (43, 46, 47)  
 Robert Davis (37)  
 William Davis (33, 34)  
 Ted Deeken (62, 63, 64)  
 Claire Dees (27, 28, 29)  
 John DeMoisey  
 (32, 33, 34)  
 Truitt DeMoisey (44)  
 Harry Denham (39)  
 Jim Dinwiddie (69, 70, 71)  
 J. A. Dishman (18, 19)  
 Mike Dolan (Mgr.)  
 (52, 54)  
 A. L. Donan (06)  
 Warfield Donohue  
 (35, 36, 37)  
 H. H. Downing (08)  
 Pat Doyle (63)

Rick Drewitz (72, 73, 74)  
 Hunter Durham (Mgr.)  
 (61, 62)  
 James Durham (45)

### - E -

Ray Edelman (72, 73, 74)  
 Leroy Edwards (35)  
 Russell Ellington  
 (35, 36)  
 Randy Embry (63, 64, 65)  
 Kenneth England (41, 42)  
 Bill Evans (52, 54, 55)  
 William Evans (42)  
 (Mgr.)  
 J. C. Everett (19, 20)

### - F -

H. L. Farmer (12, 13)  
 Keith Farnsley  
 (39, 40, 41)  
 J. B. Faulconer (Mgr.)  
 (39)  
 Allen Feldhaus  
 (60, 61, 62)  
 John Ferguson (71) (Mgr.)  
 Fred Fest (23)  
 Garrett Fitzpatrick (41)  
 (Mgr.)  
 Chigger Flynn (56) (Mgr.)  
 Mike Flynn (73, 74, 75)  
 W. C. Fox (07, 08, 09)

### - G -

J. H. Gaiser (10, 11, 12)  
 Gary Gamble (66, 67, 68)  
 Elmer Gilb (29)  
 Jack Givens (75)  
 Max Glickman (18)  
 James Goforth  
 (35, 36, 37)  
 James Goodman (38, 39)  
 Phil Grawemeyer  
 (54, 55, 56)  
 Kevin Grevey (73, 74, 75)  
 William Griffin (Mgr.)  
 (29)  
 Alex Groza  
 (45, 47, 48, 49)  
 George Gumbert  
 (14, 15, 16)  
 Bob Guyette (73, 74, 75)  
 J. White Guyn (04)

### - H -

Cliff Hagan (51, 52, 54)  
 Joseph Hagan  
 (36, 37, 38)  
 Jerry Hale (73, 74, 75)  
 Dan Hall (75)  
 Philip Haring (36, 38)  
 (Mgr.)  
 Sam Harper (63, 64)  
 Tom Harper (64)  
 Carson Harreld (65, 66)  
 (Mgr.)

W. C. Harrison (11, 12)  
 D. W. Hart (11, 12, 16)  
 Merion Haskins (75)  
 Vernon Hatton  
 (56, 57, 58)  
 Basil Hayden (20, 21, 22)  
 Elmo Head (37, 38, 39)  
 G. Foster Helm (25, 27)  
 J. H. Herman (06)  
 Walter Hirsch (49, 51)  
 Walter Hodge (37)  
 Joe Holland (46, 47, 48)  
 Kent Hollenbeck  
 (70, 71, 72)  
 Dick Howe (57, 58)  
 Lee Huber (39, 40, 41)  
 C. T. Hughes (24, 25)  
 Lowell Hughes (58, 59)  
 Harry Hurd (62)

- I -

Robert Y. Ireland (16, 17)  
 (Mgr.)  
 Charles Ishmael (63, 64)  
 Dan Issel (68, 69, 70)

- J -

Ralph Jackowski (38)  
 Thad Jaracz (66, 67, 68)  
 Irvine Jeffries (28)  
 Paul Jenkins (26, 27, 28)  
 Ned Jennings (59, 60, 61)  
 Herbert Jerome (34)  
 Ellis Johnson (31, 32, 33)  
 Larry Johnson (74, 75)  
 Phil Johnson (56, 58, 59)  
 Walter Johnson (44)  
 Wallace Jones  
 (46, 47, 48, 49)  
 James Jordan (47, 48)

- K -

..... Kelly (05)  
 William P. Kemper (Mgr.)  
 (05)  
 Ron Kennett (64)  
 Stan Key (70, 71, 72)  
 James King (40, 41, 42)  
 William King  
 (21, 22, 24)  
 A. M. Kirby (07)  
 William Kleiser (32)  
 Edwin Knadler (27)  
 Howard Kreuter (32, 33)  
 Tommy Kron (64, 65, 66)

- L -

Bob Ladin (20, 21, 22)  
 Art Laib (68)  
 Ed Lander (43)  
 Phil Latham (Trn.)(74, 75)  
 Dave Lawrence  
 (33, 34, 35)  
 Roger Layne (51)  
 James Lee (75)  
 Ken Lehkamp (Mgr.)  
 (56, 57)  
 Jim LeMaster (66, 67, 68)  
 Larry Lentz (66)  
 Morris Levin (31) (Mgr.)  
 Garland Lewis  
 (34, 35, 36)

Bill Lickert (59, 60, 61)  
 James Line  
 (47, 48, 49, 50)  
 Shelby Linville  
 (50, 51, 52)  
 Ercel Little (32)  
 Steve Lochmueller (73, 74)  
 Ronnie Lyons (72, 73, 74)

- M -

F. L. Marx (10, 11)  
 B. G. Marsh (18)  
 James Mathewson (42)  
 Charles Maxson (33)  
 (Mgr.)  
 Jack May (35, 36) (Mgr.)  
 Paul McBrayer  
 (28, 29, 30)  
 Bob McCowan, (69, 72)  
 Jim McDonald  
 (60, 61, 62)  
 James McFarland  
 (24, 25, 26)  
 Lawrence McGinnis  
 (28, 29, 30)  
 Louis McGinnis  
 (29, 30, 31)  
 James McIntosh (37)  
 James McKinney (36, 37)  
 (Mgr.)  
 C. F. Meadors (12)  
 Hub Metry (64, 65)  
 (Mgr.)  
 Don Mills (58, 59, 60)  
 Rav Mills (55, 56, 57)  
 Terry Mills (69, 70, 71)  
 Stanley Milward  
 (28, 29, 30)  
 Will Milward (24, 25)  
 Terry Mobley (63, 64, 65)  
 Gayle Mohny (26)  
 Bob Moore (Mgr.)  
 (50, 51, 52)  
 Ralph Morgan (13, 14, 15)  
 Tom Moseley (44)

- N -

Cotton Nash (62, 63, 64)  
 Alonzo Nelson (45)  
 Roger Newman (61)  
 C. M. Newton (51)  
 Tommy Nichols (36)  
 Paul Noel (43)  
 Randy Noll (70)

- O -

Dan Omlar (64) (Mgr.)  
 Bernard Oppen  
 (37, 38, 39)  
 Harp Owens (28, 29)  
 Hays Owens (30)

- P -

Harold Park (45) (Mgr.)  
 James Park (14)  
 Clyde Parker (43)  
 Ed Parker (Mgr.) (19)  
 J. Ed Parker (45, 46, 47)  
 Tom Parker (70, 71, 72)  
 Jack Parkinson  
 (44, 45, 46, 48)

Dick Parsons (59, 60, 61)  
 Tom Payne (71)  
 Bart Peak (17)  
 Leonard Pearson (50)  
 Doug Pendency (62)  
 E. S. Penick (43)  
 Dan Perry (72)  
 George Perry (54)  
 Mike Phillips (75)  
 Frank Phipps (27)  
 Wayne Plummer (09)  
 William Pogentz (21, 23)  
 Randy Pool (68, 69)  
 Tommy Porter  
 (66, 67, 68)  
 Shelby Post (08, 09)  
 Sam Potter (34)  
 Mike Pratt (68, 69, 70)  
 R. C. Preston  
 (11, 12, 13, 14)  
 Linville Puckett (54)  
 Larry Pursiful  
 (60, 61, 62)

- R -

Frank Ramsey (51, 52, 54)  
 Lloyd Ramsey (41-42)  
 Robert Reynolds (32)  
 A. T. Rice (23, 24)  
 S. H. Ridgway (20, 21)  
 Carl Rieffkin (23, 24)  
 Pat Riley (65, 66, 67)  
 R. N. Roark (04)  
 Roy Roberts (62, 63)  
 Rick Robey (75)  
 Al Robinson (59)  
 William "Doc" Rodes (17)  
 William Rodes (09, 10)  
 Karl Rohs (25)  
 Don Rolfs (63)  
 Kenneth Rollins  
 (43, 47, 48)  
 Van Buren Ropke (27)  
 Gayle Rose (52, 54, 55)  
 Harold Ross (56, 57, 58)  
 Ben Roth (Mgr.) (15)  
 Layton Rouse (38, 39, 40)  
 Willie Rouse (54)  
 Herky Rupp (62)

- S -

Forest Sale (31, 32, 33)  
 Charles Schrader (14, 17)  
 Wilbur Schu (44, 45, 46)  
 Herschel Scott  
 (13, 14, 15)  
 Jim Server (15, 16)  
 Evan Settle (33, 34)  
 A. P. Shanklin (18)  
 Shelby Shanklin (08)  
 James Sharpe (27)  
 Glenn Sims (73) (Mgr.)  
 George Skinner (33)  
 Bobby Slusher (59)  
 Adrian Smith (57, 58)  
 Bill Smith (56, 57, 58)  
 G. J. Smith (73, 74, 75)  
 G. K. Smith (21, 23)  
 Mark Soderberg (70)  
 Carey Spicer (29, 30, 31)  
 Bill Spivey (50, 51)  
 Vincent Splane (42)

Carl Staker (40, 41, 42)  
Larry Stamper (71, 72, 73)  
Larry Steele (69, 70, 71)  
Gene Stewart (67)  
Bobby Stilz (36)  
C. P. St. John (04)  
N. Stone (08)  
John Stough (45, 48)  
Guy Strong (50)  
William Sturgill (45, 46)  
Bill Surface (Mgr.) (55)

- T -

Bob Tallent (66)  
Bob Taylor (35)  
Alan Theobald (Mgr. 68)  
H. C. Thomas (18, 19)  
Homer Thompson  
(37, 38, 39)  
Tommy Thompson (Mgr.)  
(60)  
Milton Ticco  
(41, 42, 43)  
E. J. Tierney (35)  
Jack Tingle  
(44, 45, 46, 47)  
Garland Townes (50)

Bill Trott (31)  
Lou Tsioropoulos  
(51, 52, 54)  
Jack Tucker (33, 34, 35)  
Paul Turrell (35)  
William P. Tuttle  
(12, 13, 14, 15)

- U -

Lovell Underwood  
(24, 25, 26)

- V -

Arthur Vastin (18)  
George Vulich (44, 45)

- W -

J. Rice Walker  
(36, 37, 38)  
L. B. Waters (05)  
Robert Watson  
(50, 51, 52)  
A. J. Weisenberger (13)  
Wylie B. Wendt (06)  
Leo Wenkley (Mgr.) (30)  
Clint Wheeler (71)

Lucian Whitaker  
(50, 51, 52)  
Waller White  
(40, 41, 42)  
Don Whitehead (44)  
E. Wilheling (21)  
W. G. Wilkinson (23)  
Maury Wilson  
(06, 07, 08)  
W. C. Wilson (13)  
Charles Worthington  
(31, 32)  
H. J. Wurtele (04)

- Y -

George Yates  
(30, 31, 33)  
Humzey Yessin (Mgr.)  
(46, 47, 48, 49)  
Rudy Yessin (44)

- Z -

George Zerfoss  
(16, 18)  
Karl Zerfoss  
(13, 14, 15, 16)  
Tom Zerfoss (14)

## WHO WERE THE 'FABULOUS FIVE'?

The most frequently asked question tossed at basketball historians and sports authorities is "Who were the 'Fabulous Five' of Kentucky?" The answer is Alex Groza (center), Ralph Beard and Kenny Rollins (guards), Wah Wah Jones and Cliff Barker (forwards). This famous 1948 team, captained by Rollins, won 36 and lost 3 while sweeping to Kentucky's first NCAA title and went on to participate as a unit in the Olympic Games—helping the USA team capture the world championship. Rollins graduated after the '48 season, but the remaining foursome continued to play havoc with collegiate basketball and copped another NCAA title for Kentucky in 1949 on a record of 36-2.

# KENTUCKY'S ALL-TIME RECORD 1903-1975

(72 Seasons — Won 1142, Lost 362, Ties 1)

HOME: Won 633, Lost 108

OTHER: Won 509, Lost 254, Tied 1

(No Schedule Played in 1952-53)

(Losses in Bold Face)

Date Team Site Ky. Opp.

### 1903—Won 1, Lost 2.

COACH: Unnamed  
STARTERS: (A. C. Bush, B. W. Bush, Houlihan, Smith and Carter)

Feb. 6	Georgetown	(H)	6	15
Feb. 18	Lexington YMCA	(H)	11	10
Feb. 20	Kentucky U.	(H)	2	42
			19	69

### 1904—Won 1, Lost 4.

COACH: Leander E. Andrus, Mgr.  
CAPTAIN: St. John (Guyn, Arnett, St. John, Wurtele, Coons)

Feb. 4	Georgetown	(A)	11	26
Feb. 11	Kentucky U.*	(A)	5	12
Feb. 13	Georgetown	(H)	10	22
Feb. 26	Kentucky U.	(A)	12	14
Mar. 1	Cincinnati	(H)	25	21
			63	95

\* Kentucky University (Transylvania) and Georgetown game at KU was called off because of failure to agree on a referee. State College (University of Kentucky) team was present and agreed to play. The offer was accepted and KU won, 12-5.

### 1905—Won 1, Lost 4.

COACH:  
CAPTAIN: J. M. Coons

Jan. 13	Georgetown	(H)	9	14
Jan. 21	Cincinnati YMCA	(H)	22	43
Jan. 27	Kentucky U.	(H)	30	29
Feb. 4	Kentucky U.	(H)	1	22
Feb. 22	Kentucky U.	(H)	23	33
			85	141

### 1906—Won 4, Lost 9.

COACH: W. B. Wendt (Mgr.)  
CAPTAIN: D. P. Branson (Baer, Donan, Barbee, Wilson, Herman)

Jan. 11	Lexington YMCA*	(H)	....	....
Jan. 12	Miami (Ohio)	(H)	10	15
Jan. 19	Central U.	(H)	15	14
Jan. 20	Georgetown	(A)	9	34
Jan. 26	Central U.	(A)	17	15
Jan. 27	Cincinnati YMCA	(H)	16	29
Feb. 3	Christ Church, Cin.	(H)	24	38
Feb. 9	Georgetown	(H)	22	28
Feb. 12	New Albany YMCA	(A)	12	29
Feb. 13	Vernon College	(A)	34	14
Feb. 14	Moore's Hill	(A)	32	11
Feb. 15	Christ Church, Cin.	(A)	17	54
Feb. 16	Cincinnati YMCA	(A)	9	38
Feb. 17	Miami (Ohio)	(A)	19	29
			236	328

\* W. B. Wendt on Jan. 9, 1906 verified that State College opened the 1906 season against Kentucky U. in the YMCA. Athletic committees of the two schools had cancelled all games after a fight at a football game in November, 1905. Wendt and the Kentucky U. manager agreed to play at the YMCA and list the State College foe as YMCA instead of Kentucky U. State College won but Mr. Wendt didn't remember the score, which he hadn't listed.

Date Team Site Ky. Opp.

### 1907—Won 3, Lost 6.

COACH: A. M. Kirby (Mgr.)  
CAPTAIN: J. M. Wilson (Shanklin, Baer, Bryant, Barbee)

Jan. 16	Lexington YMCA	(H)	17	25
Jan. 19	Georgetown	(H)	16	15
Jan. 25	Central U.	(H)	22	9
Feb. 12	Central U.	(A)	23	25
Feb. 15	Kentucky U.	(H)	16	14
Feb. 21	Georgetown	(A)	8	19
Mar. 1	Lexington YMCA	(A)	22	41
Mar. 7	Kentucky U.	(A)	5	19
Mar. 9	Central U.	(H)	13	15
			142	182

### 1907-08—Won 5, Lost 6.

COACH: J. S. Chambers (Mgr.)  
CAPTAIN: Richard Barbee

Jan. 10	Lexington YMCA	(H)	19	29
Jan. 21	Kentucky U.	(H)	20	15
Jan. 25	Central U.	(A)	21	32
Feb. 4	Kentucky U.	(H)	20	15
Feb. 8	Louisville Coliseum	(H)	29	28
Feb. 11	Georgetown	(A)	22	30
Feb. 13	Central U.	(H)	31	20
Feb. 15	Lexington YMCA	(H)	19	23
Feb. 22	Louisville Coliseum	(A)	18	30
Mar. 3	Georgetown	(H)	18	13
Mar. 7	Central U.	(A)	10	29
			227	264

### 1908-09—Won 5, Lost 4.

MGR.: J. S. Chambers  
CAPTAIN: W. C. Fox

Jan. 9	Lexington High	(H)	29	9
Jan. 18	Advent Mem. Club	(A)	27	41
Jan. 19	Cincinnati	(A)	25	41
Jan. 27	Central U.	(H)	24	23
Feb. 6	Central U.	(A)	20	35
Feb. 8	Georgetown	(H)	45	32
Feb. 15	Georgetown	(A)	48	19
Feb. 19	Cincinnati	(H)	28	23
Feb. 26	Central U.	(H)	20	26
			266	249

### 1909-10—Won 4, Lost 8.

COACH: R. E. Spahr and E. R. Sweetland  
CAPTAIN: Bill Rodes

Jan. 8	Kentucky Wesleyan	(A)	14*	12
Jan. 22	Georgetown	(H)	31	11
Jan. 24	DePauw	(H)	11	24
Jan. 28	Central	(A)	17	87
Feb. 4	Georgetown	(A)	16	34
Feb. 7	Cincinnati	(A)	17	47
Feb. 9	DePauw	(A)	10	28
Feb. 10	Rose Poly	(A)	11	52
Feb. 16	Tennessee	(H)	20	5
Mar. 5	Central U.	(H)	13	31
Mar. 8	Georgetown	(H)	24	23
Mar. 11	Central	(A)	9	51
			193	405

\* Denotes one overtime period.

Date	Team	Site	Ky.	Opp.
<b>1910-11—Won 5, Lost 6.</b>				
COACH: H. J. Iddings				
CAPTAIN: J. H. Gaiser				
Jan. 13	Lexington High	(H)	29	36
Jan. 20	Transylvania	(H)	18	23
Jan. 27	Ky. Wesleyan	(A)	19	21
Feb. 4	Bethany	(H)	24	11
Feb. 9	Ohio Wesleyan	(A)	19	37
Feb. 10	Otterbein	(A)	27	41
Feb. 11	Cin. Christ's Church	(A)	21	32
Feb. 17	Georgetown	(A)	47	22
Feb. 23	Butler	(H)	21	16
Feb. 28	Transylvania	(A)	22	19
Mar. 3	Transylvania	(H)	30	24
			277	282

**1911-12—Won 9, Lost 0.**

COACH: E. R. Sweetland  
CAPTAIN: W. C. Harrison

Jan. 5	Georgetown	(H)	38	12
Jan. 12	Central U.	(A)	32	13
Jan. 19	Miami (Ohio) U.	(H)	31	14
Feb. 1	Central U.	(H)	52	10
Feb. 7	Tennessee	(H)	27	15
Feb. 16	Lexington YMCA	(H)	32	20
Feb. 22	Vanderbilt	(H)	28	17
Feb. 23	Vanderbilt	(H)	22	18
Mar. 1	Georgetown	(A)	19	18
			281	137

**SOUTHERN CHAMPIONS**

**1912-13—Won 5, Lost 3.**

COACH: J. J. Tigert  
CAPTAIN: B. Barnett

Jan. 24	Lexington YMCA	(H)	25	27
Feb. 8	Cincinnati	(H)	20	18
Feb. 13	Marietta	(H)	42	16
Feb. 15	Louisville	(H)	34	10
Feb. 19	Vanderbilt	(H)	17	24
Feb. 20	Vanderbilt	(H)	42	29
Feb. 27	Miami (Ohio) U.	(H)	24	16
Mar. 1	Cin. Christ's Church	(H)	19	30
			223	170

**1913-14—Won 11, Lost 2.**

COACH: Alpha Brumage  
CAPTAIN: William Tuttle

Jan. 10	Ashland YMCA	(H)	28	15
Jan. 17	Louisville YMCA	(H)	30	21
Jan. 21	Marshall	(A)	46	6
Jan. 20	Ashland YMCA	(A)	30	19
Jan. 22	Virginia U.	(A)	23	39
Jan. 24	Va. Military Inst.	(A)	18	32
Jan. 31	Louisville YMHA	(H)	59	12
Feb. 7	Louisville	(H)	22	17
Feb. 11	Tennessee	(H)	20	14
Feb. 12	Tennessee	(H)	20	18
Feb. 21	Cincinnati	(H)	20	18
Feb. 23	Chattanooga	(H)	40	7
Feb. 28	Marietta	(H)	19	17
			375	235

**1914-15—Won 7, Lost 5.**

COACH: Alpha Brumage  
CAPTAIN: Ralph Morgan

Jan. 16	Maryville	(H)	37	17
Jan. 22	Louisville	(H)	18	14
Jan. 30	St. Andrews	(H)	35	15
Feb. 4	Maryville	(A)	23	22
Feb. 5	Tennessee	(A)	21	36
Feb. 6	Tennessee	(A)	22	27
Feb. 12	Vanderbilt	(H)	34	39
Feb. 13	Vanderbilt	(H)	36	24

Date	Team	Site	Ky.	Opp.
Feb. 17	Tennessee	(H)	22	13
Feb. 18	Tennessee	(H)	20	18
Feb. 26	St. Andrews	(A)	25	50
Feb. 27	Louisville	(A)	15	26
			308	301

**1915-16—Won 8, Lost 6.**

COACH: James Park  
CAPTAIN: K. P. Zerfoss

Jan. 14	Cincinnati	(A)	39	24
Jan. 18	Georgetown	(A)	29	22
Jan. 31	Georgetown	(H)	30	22
Feb. 4	Vanderbilt	(H)	25	39
Feb. 5	Vanderbilt	(H)	20	23
Feb. 12	Louisville	(H)	22	28
Feb. 15	Centre	(A)	38	5
Feb. 19	Cincinnati	(H)	34	10
Feb. 22	Louisville	(A)	32	24
Feb. 23	Tennessee	(H)	17	28
Feb. 26	Maryville	(H)	36	25
Feb. 29	Centre	(H)	38	14
Mar. 3	Marietta	(H)	22	27
Mar. 4	Marietta	(H)	23	27
			405	318

**1916-17—Won 4, Lost 6.**

COACH: W. P. Tuttle  
CAPTAIN: Robert Y. Ireland

Jan. 17	Centre	(H)	31	21
Jan. 27	Georgetown	(A)	19	22
Jan. 30	Rose Polytechnic	(H)	33	12
Feb. 9	Tennessee	(H)	20	23
Feb. 10	Tennessee	(H)	19	22
Feb. 16	Centre	(A)	24	28
Feb. 21	Georgetown	(H)	32	18
Mar. 1	Cumberland	(A)	48	20
Mar. 2	Tennessee	(A)	26	27
Mar. 3	Tennessee	(A)	10	30
			262	223

**1917-18—Won 9, Lost 2, Tied 1.**

COACH: S. A. Boles  
CAPTAIN: Patrick Campbell

Jan. 9	Ky. Wesleyan	(H)	23	13
Jan. 17	Centre	(A)	21	29
Jan. 24	Georgetown	(H)	22	18
Feb. 7	Tennessee	(H)	33	26
Feb. 8	Tennessee	(H)	40	12
Feb. 9	Ky. Wesleyan	(A)	21	21
(This unique tie game resulted from scorer's error which was not discovered until after teams' departures. The contest was re-scheduled but never played for unknown reasons.)				
Feb. 14	Georgetown	(A)	25	16
Feb. 21	Centre	(H)	22***	20
Feb. 28	Cumberland	(A)	42	21
Mar. 1	Tennessee	(A)	29	18
Mar. 2	Tennessee	(A)	32	20

POST-SEASON GAME  
(For State Championship)

Mar. 9	Centre	(N1)	12	22
			322	236

\*\*\* Denotes 3 overtime periods.  
(N1) Louisville

**1918-19—Won 6, Lost 8.**

COACH: Andrew Gill  
CAPTAIN: J. A. Dishman

Jan. 13	Ky. Wesleyan	(H)	46	5
Jan. 18	Georgetown	(H)	30	32
Jan. 25	Centre	(A)	30	38
Jan. 31	Cincinnati	(A)	18	28
Feb. 6	Chattanooga	(A)	28	25
Feb. 7	Tennessee	(A)	22	40
Feb. 8	Cumberland	(A)	22	21
Feb. 14	Vanderbilt	(H)	26	36

Date	Team	Site	Ky.	Opp.
Feb. 15	Georgetown	(A)	18	22
Feb. 21	Cincinnati	(H)	34	21
Feb. 22	Ky. Wesleyan	(H)	18	13
Feb. 24	Centre	(H)	10	21
Feb. 28	Tennessee	(H)	30	14
Mar. 8	Miami (Ohio) U.	(H)	14	38
			346	354

1919-20—Won 5, Lost 7.

COACH: George C. Buchheit  
CAPTAIN: J. C. Everett

Jan. 17	Cincinnati	(A)	11	13
Jan. 22	Maryville	(H)	27	16
Jan. 31	Georgetown	(H)	25	14
Feb. 5	Tennessee	(H)	24	29
Feb. 7	Tennessee	(H)	26	27
Feb. 14	Centre	(A)	15	44
Feb. 17	Georgetown	(A)	28	16
Feb. 21	Ky. Wesleyan	(H)	43	13
Feb. 26	Cumberland	(A)	21	30
Feb. 27	Tennessee	(A)	25	28
Feb. 28	Tennessee	(A)	36	25
Mar. 6	Centre	(H)	18	*20
			299	275

1920-21—Won 13, Lost 1.

COACH: George C. Buchheit  
CAPTAIN: Basil Hayden

Jan. 12	Ky. Wesleyan	(H)	38	13
Jan. 15	Cumberland	(H)	37	21
Jan. 18	Georgetown	(H)	38	23
Jan. 21	Chattanooga	(H)	42	10
Jan. 26	Cincinnati	(A)	26	19
Jan. 29	Auburn	(H)	40	25
Feb. 8	Centre	(A)	27	29
Feb. 15	Georgetown	(A)	56	11
Feb. 18	Centre	(H)	20	13
Feb. 22	Vanderbilt	(H)	39	18

SIAA TOURNAMENT (Atlanta, Ga.)				
Feb. 25	Tulane		50	28
Feb. 26	Mercer		49	24
Feb. 28	Mississippi A & M		28	13
Mar. 1	Georgia (championship)		20	19
			510	266

1921-22—Won 10, Lost 6.

COACH: George C. Buchheit  
CAPTAIN: R. E. Lavin

Jan. 14	Georgetown	(H)	17	26
Jan. 17	Louisville	(A)	38	14
Jan. 18	Vanderbilt	(A)	12	22
Jan. 21	Louisville	(H)	29	22
Jan. 26	Miss. A & M	(H)	28	21
Jan. 27	Marshall	(H)	34	12
Feb. 4	Centre	(A)	27	21
Feb. 6	Georgetown	(A)	26	17
Feb. 8	Washington & Lee	(A)	21	20
Feb. 9	Ya. Military Inst.	(A)	32	37
Feb. 11	Georgetown U.	(A)	23	28
Feb. 13	Virginia	(A)	30	32
Feb. 16	Clemson	(H)	38	14
Feb. 20	Centre	(H)	40	23

SIAA TOURNAMENT (Atlanta, Ga.)				
Feb. 24	Georgetown		41	21
Feb. 25	Mercer		22	35
			457	361

1922-23—Won 3, Lost 10.

COACH: George C. Buchheit  
CAPTAIN: Fred Fest

Jan. 13	Georgetown	(A)	24	13
Jan. 20	Tennessee	(A)	26	30
Jan. 22	Chattanooga	(H)	25	18
Jan. 25	Alabama	(H)	35	45
Jan. 27	Centre	(H)	14	21

Date	Team	Site	Ky.	Opp.
Feb. 3	Georgia	(H)	19	23
Feb. 5	Cincinnati	(A)	24	33
Feb. 7	Centenary	(H)	21	38
Feb. 10	Tennessee	(H)	23	28
Feb. 14	Centre	(A)	10	17
Feb. 15	Clemson	(H)	17	30
Feb. 19	Georgetown	(H)	21	48
Feb. 23	Sewanee	(H)	30	14

289 348

1923-24—Won 13, Lost 3.

COACH: G. C. Buchheit  
CAPTAIN: A. T. Rice

Jan. 1	Vanderbilt	(H)	33	13
Jan. 8	Mexico YMCA	(H)	25	14
Jan. 12	Georgetown	(A)	32	24
Jan. 14	Miss. A & M	(H)	16	17
Jan. 15	Sewanee	(H)	50	15
Jan. 18	Tennessee	(A)	13	20
Jan. 19	Chattanooga	(A)	24	23
Feb. 4	West Virginia	(H)	24	21
Feb. 9	Centre	(A)	27	18
Feb. 11	Georgetown	(H)	39	35
Feb. 13	Clemson	(H)	38	13
Feb. 14	Virginia	(H)	29	16
Feb. 19	Virginia Tech	(H)	36	14
Feb. 21	Centre	(H)	38	24
Feb. 23	Georgia Tech	(H)	33	27

SIAA TOURNAMENT (Atlanta, Ga.)

Feb. 29	North Carolina		20	41
			477	335

ALUMNI GYM ERA (1924-1950)

1924-25—Won 13, Lost 8.

COACH: C. O. Applegran  
CAPTAIN: James McFarland

Dec. 13	Cincinnati	(H)	28	23
Dec. 18	Indiana	(H)	18	20
Dec. 20	Michigan	(H)	11	21
Jan. 3	Cincinnati	(A)	20	24
Jan. 5	Illinois	(A)	26	36
Jan. 6	Wabash	(A)	11	57
Jan. 9	Mississippi	(H)	26	23
Jan. 10	Georgetown	(H)	25	17
Jan. 17	Centre	(H)	33	26
Jan. 30	Washington & Lee	(H)	28	22
Feb. 2	West Virginia	(H)	29	19
Feb. 5	Alabama	(A)	15	24
Feb. 6	Georgia Tech	(A)	18	16
Feb. 7	Georgia	(A)	24	28
Feb. 9	Tennessee	(A)	35	22
Feb. 12	Tulane	(A)	29	22
Feb. 14	Georgetown	(A)	36	21
Feb. 18	Tennessee	(H)	26	21
Feb. 21	Centre	(H)	39	10

SOUTHERN CONF. TOUR. (Atlanta, Ga.)

Feb. 27	Mississippi A&M		31	26
Feb. 28	Georgia		31	32
			539	510

1925-26—Won 15, Lost 3.

COACH: Ray Eklund  
CAPTAIN: Burgess Carey

Dec. 19	DePauw	(H)	29	38
Jan. 5	Indiana	(A)	23	34
Jan. 9	Berea	(H)	37	23
Jan. 12	Georgetown	(A)	36	21
Jan. 16	Georgia Tech	(H)	25	24
Jan. 22	Centre	(H)	45	25
Jan. 30	Georgetown	(H)	25	20
Feb. 1	Alabama	(H)	27	16
Feb. 4	Centre	(A)	46	19
Feb. 5	Washington & Lee	(H)	44	34
Feb. 8	Auburn	(H)	35	26

Date	Team	Site	Ky.	Opp.
Feb. 12	Tennessee	(A)	51	17
Feb. 15	Georgia	(A)	22	18
Feb. 18	Tennessee	(H)	27	21
Feb. 20	Vanderbilt	(H)	30	20

SOUTHERN CONF. TOUR. (Atlanta, Ga.)

Feb. 26	Va. Military Inst.		38	25
Feb. 27	Georgia		39	34
Mar. 1	Mississippi A&M		26	31
			605	446

1926-27—Won 3, Lost 13.

COACH: Basil Hayden  
CAPTAIN: Paul Jenkins

Dec. 18	Cincinnati	(H)	10	48
Dec. 21	Indiana	(H)	19	38
Dec. 29	Cincinnati	(A)	23	51
Dec. 31	Princeton	(H)	26	30
Jan. 3	Florida	(H)	43	36
Jan. 10	Ky. Wesleyan	(A)	25	31
Jan. 15	Vanderbilt	(H)	32	48
Jan. 21	Tennessee	(A)	14	19
Jan. 22	Georgia Tech	(A)	16	48
Jan. 29	Centre	(H)	27	25
Feb. 1	Georgetown	(A)	19	26
Feb. 4	Washington & Lee	(H)	34	36
Feb. 7	West Virginia	(H)	26	44
Feb. 11	Mississippi	(H)	17	37
Feb. 12	Centre	(A)	22	16
Feb. 19	Tennessee	(H)	21	30

374 563

1927-28—Won 12, Lost 6.

COACH: John Mauer  
CAPTAIN: Paul Jenkins

Dec. 16	Clemson	(H)	33	17
Dec. 20	Miami (Ohio) U.	(H)	31	36
Jan. 4	Berea	(H)	37	16
Jan. 9	Centre	(A)	36	25
Jan. 14	Vanderbilt	(H)	43	23
Jan. 16	Virginia	(A)	31	28
Jan. 18	Naval Academy	(A)	26	32
Jan. 19	Maryland	(A)	7	37
Jan. 28	Tennessee	(H)	48	18
Feb. 3	Washington & Lee	(H)	34	28
Feb. 4	Indiana	(A)	29	48
Feb. 8	Vanderbilt	(A)	54	29
Feb. 9	Tennessee	(A)	43	16
Feb. 11	Georgia Tech	(H)	31	35
Feb. 18	Centre	(H)	30	20

SOUTHERN CONF. TOUR. (Atlanta, Ga.)

Feb. 24	South Carolina		56	40
Feb. 25	Georgia		33	16
Feb. 27	Mississippi		28	41

630 505

1928-29—Won 12, Lost 5.

COACH: John Mauer  
CAPTAIN: Lawrence McGinnis

Dec. 15	Eastern Normal	(H)	35	10
Dec. 21	Miami (Ohio) U.	(H)	43***	42
Jan. 4	North Carolina	(H)	15	25
Jan. 12	Notre Dame	(A)	19	16
Jan. 16	Georgia Tech	(A)	19	33
Jan. 17	Tennessee	(A)	35	29
Jan. 19	Tennessee	(H)	27	22
Jan. 26	Alabama	(H)	26	27
Feb. 1	Mississippi A&M	(A)	25	23
Feb. 2	Mississippi A&M	(A)	32	14
Feb. 3	Tulane	(A)	22	34
Feb. 8	Washington & Lee	(H)	31	30
Feb. 13	Centre	(H)	47	11
Feb. 22	Mississippi	(H)	35	30
Feb. 23	Mississippi	(H)	32	24

SOUTHERN CONF. TOUR. (Atlanta, Ga.)

Mar. 1	Tulane		29	15
Mar. 2	Georgia		24	26

\*\*\* Denotes 3 overtime periods. 496 411

Date	Team	Site	Ky.	Opp.
------	------	------	-----	------

1929-30—Won 16, Lost 3.

COACH: John Mauer  
CAPTAIN: Paul McBrayer

Dec. 14	Georgetown	(H)	46	9
Dec. 20	Miami (Ohio) U.	(H)	35	20
Dec. 31	Berea	(H)	29	26
Jan. 3	Clemson	(H)	31	15
Jan. 10	Creighton	(H)	27	28
Jan. 11	Creighton	(H)	25	21
Jan. 18	Tennessee	(H)	23	20
Jan. 24	Mississippi A&M	(H)	43	17
Jan. 25	Mississippi A&M	(H)	20	14
Jan. 31	Tennessee	(A)	26	29
Feb. 1	Georgia	(A)	22	21
Feb. 3	Clemson	(A)	34	20
Feb. 8	Georgia Tech	(H)	39	19
Feb. 14	Georgia	(H)	36	23
Feb. 18	Ky. Wesleyan	(H)	32	20
Feb. 22	Washington & Lee	(H)	28	*26

SOUTHERN CONF. TOUR. (Atlanta, Ga.)

Feb. 28	Maryland		26	21
Mar. 1	Sewanee		44	22
Mar. 3	Duke		32	37

599 408

\* Denotes overtime period.

ADOLPH RUPP ERA

1930-31—Won 15, Lost 3.

COACH: Adolph Rupp  
CAPTAIN: Carey Spicer

Dec. 18	Georgetown	(H)	67	19
Dec. 27	Marshall	(H)	42	26
Dec. 31	Berea	(H)	41	25
Jan. 3	Clemson	(H)	33	21
Jan. 10	Tennessee	(H)	31	23
Jan. 16	Chattanooga	(H)	55	18
Jan. 21	Vanderbilt	(A)	42	37
Jan. 31	Tennessee	(A)	36	*32
Feb. 6	Washington & Lee	(H)	23	18
Feb. 9	Georgia Tech	(H)	38	34
Feb. 13	Georgia	(A)	16	25
Feb. 14	Clemson	(A)	26	29
Feb. 16	Georgia Tech	(A)	35	16
Feb. 20	Vanderbilt	(H)	43	23

SOUTHERN CONF. TOUR. (Atlanta, Ga.)

Feb. 27	North Carolina State		33	28
Feb. 28	Duke		35	30
Mar. 2	Florida		56	36
Mar. 3	Maryland (finals)		27	29

\* Denotes overtime period.

679 469

1931-32—Won 15, Lost 2.

COACH: Adolph Rupp  
CAPTAIN: Ellis Johnson

Dec. 15	Georgetown	(H)	66	24
Dec. 18	Carnegie Tech	(H)	36	34
Dec. 23	Berea	(H)	52	27
Dec. 30	Marshall	(H)	46	16
Jan. 2	Clemson	(H)	43	24
Jan. 14	Clemson	(A)	30	17
Jan. 15	Sewanee	(A)	30	20
Jan. 16	Tennessee	(A)	29	28
Jan. 21	Chattanooga	(H)	51	17
Jan. 30	Washington & Lee	(H)	48	28
Feb. 6	Duke	(H)	37	30
Feb. 8	Alabama	(H)	50	22
Feb. 10	Vanderbilt	(A)	61	37
Feb. 13	Tennessee	(H)	41	27
Feb. 20	Vanderbilt	(H)	31	32

SOUTHERN CONF. TOUR. (Atlanta, Ga.)

Feb. 26	Tulane		50	30
Feb. 27	North Carolina		42	43

743 456



Date Team Site Ky. Opp.

1932-33—Won 20, Lost 3.

COACH: Adolph Rupp  
CAPTAIN: Forest Sale

Dec. 12	Georgetown	(H)	62	21
Dec. 17	Marshall	(N1)	57	23
Dec. 20	Tulane	(H)	53	17
Dec. 21	Tulane	(H)	42	11
Dec. 30	Chicago	(A)	58	26
Jan. 2	Ohio State	(H)	30	46
Jan. 6	Creighton	(A)	32	26
Jan. 7	Creighton	(A)	22	34
Jan. 10	South Carolina	(H)	44	36
Jan. 14	Tennessee	(A)	42	21
Jan. 16	Clemson	(H)	67	18
Jan. 28	Tennessee	(H)	44	23
Jan. 31	Vanderbilt	(A)	40	29
Feb. 1	Clemson	(A)	42	32
Feb. 2	South Carolina	(A)	38	44
Feb. 6	Mexico U.	(H)	81	22
Feb. 11	Georgia Tech	(H)	45	22
Feb. 13	Alabama	(N2)	35	21
Feb. 18	Vanderbilt	(H)	45	28

SEC TOURNAMENT (Atlanta, Ga.)

Feb. 25	Mississippi		49	31
Feb. 26	Florida		48	24
Feb. 27	L.S.U.		51	38
Feb. 28	Mississippi State (championship)		46	27

SEC CHAMPIONS 1073 630

(N1) Ashland, Ky. (N2) Birmingham

1933-34—Won 15, Lost 1.

COACH: Adolph Rupp  
CAPTAIN: John DeMoisey

Dec. 9	Georgetown	(H)	41	12
Dec. 14	Marshall	(H)	48	26
Dec. 16	Cincinnati	(H)	31	25
Dec. 21	Tulane	(A)	32	22
Dec. 22	Tulane	(A)	42	29
Jan. 12	Sewanee	(A)	55	16
Jan. 13	Tennessee	(A)	44	23
Jan. 20	Chattanooga	(H)	47	20
Jan. 27	Tennessee	(H)	53	26
Feb. 1	Alabama	(N1)	33	28
Feb. 3	Vanderbilt	(A)	48	26
Feb. 8	Alabama	(H)	26	21
Feb. 10	Georgia Tech	(H)	49	25
Feb. 15	Sewanee	(H)	60	15
Feb. 17	Vanderbilt	(H)	47	27

SEC TOURNAMENT (Atlanta, Ga.)

Feb. 24 Florida 32 38

(N1) Birmingham 688 379

1934-35—Won 19, Lost 2.

COACH: Adolph Rupp  
CO-CAPTAINS: Dave Lawrence  
and Jack Tucker

Dec. 10	Alumni	(H)	61	10
Dec. 13	Oglethorpe	(H)	81	12
Dec. 20	Tulane	(A)	38	9
Dec. 21	Tulane	(A)	52	12
Jan. 2	Chicago	(H)	42	16
Jan. 5	New York U.	(A)	22	23
Jan. 18	Tulane	(H)	63	22
Jan. 19	Tulane	(H)	55	12
Jan. 22	Chattanooga	(H)	66	19
Jan. 26	Tennessee	(H)	48	21
Feb. 1	Alabama	(N1)	33	26
Feb. 2	Vanderbilt	(A)	58	22
Feb. 5	Xavier	(A)	40	27
Feb. 9	Georgia Tech	(H)	57	30
Feb. 11	Alabama	(H)	25	16
Feb. 13	Michigan State	(A)	26	32

Date Team Site Ky. Opp.

Feb. 16	Tennessee	(A)	38	36
Feb. 22	Creighton	(H)	63	42
Feb. 23	Creighton	(H)	24	13
Mar. 2	Vanderbilt	(H)	53	19
Mar. 7	Xavier	(H)	46	29

SEC CO-CHAMPIONS

(N1) Birmingham 991 448

1935-36—Won 15, Lost 6.

COACH: Adolph Rupp  
CAPTAIN: Millard Anderson

Dec. 6	Georgetown	(H)	42	17
Dec. 17	Berea	(H)	58	30
Dec. 23	Pittsburgh	(H)	35	17
Jan. 8	New York U.	(A)	28	41
Jan. 14	Xavier	(A)	36	32
Jan. 17	Tulane	(H)	49	24
Jan. 18	Tulane	(H)	39	21
Jan. 21	Michigan State	(H)	27	19
Jan. 25	Tennessee	(H)	40	31
Feb. 1	Vanderbilt	(A)	23	32
Feb. 3	Alabama	(A)	32	30
Feb. 7	Alabama	(H)	40	34
Feb. 10	Notre Dame	(A)	20	41
Feb. 11	Butler	(A)	39	28
Feb. 15	Tennessee	(A)	28	39
Feb. 18	Xavier	(H)	49	40
Feb. 21	Creighton	(H)	68	38
Feb. 22	Creighton	(H)	29	31
Feb. 24	Vanderbilt	(H)	61	41

SEC TOURNAMENT (Knoxville, Tenn.)

Feb. 28	Mississippi State		41	39
Mar. 1	Tennessee		28	39

812 664

1936-37—Won 17, Lost 5.

COACH: Adolph Rupp  
CAPTAIN: Warfield Donohue

Dec. 9	Georgetown	(H)	46	21
Dec. 12	Berea	(H)	70	26
Dec. 15	Xavier	(A)	34	28
Dec. 21	Centenary	(H)	37	19
Jan. 2	Michigan State	(H)	28	21
Jan. 5	Notre Dame	(N1)	28	41
Jan. 8	Creighton	(H)	59	36
Jan. 14	Michigan State	(A)	23	24
Jan. 16	Akron U.	(N2)	32	22
Jan. 23	Tennessee	(H)	43	26
Jan. 30	Vanderbilt	(A)	41	26
Feb. 1	Alabama	(N3)	38	27
Feb. 3	Tulane	(A)	28	35
Feb. 4	Tulane	(A)	28	25
Feb. 8	Mexico U.	(H)	60	30
Feb. 10	Alabama	(H)	31	34
Feb. 13	Tennessee	(A)	24	26
Feb. 20	Vanderbilt	(H)	51	19
Feb. 22	Xavier	(H)	23	15

SEC TOURNAMENT (Knoxville, Tenn.)

Feb. 26	Louisiana State		57	37
Feb. 28	Georgia Tech		40	30
Mar. 1	Tennessee (championship)		39	25

SEC CHAMPIONS 860 593

(N1) Louisville (N2) Cincinnati (N3) Birmingham

1937-38—Won 13, Lost 5.

COACH: Adolph Rupp  
CAPTAIN: J. Rice Walker

Dec. 5	Berea	(H)	67	33
Dec. 18	Cincinnati	(H)	38	21
Dec. 22	Centenary	(H)	35	25

Date	Team	Site	Ky.	Opp.
SUGAR BOWL TOURNAMENT New Orleans, La.				
Dec. 29	Pittsburgh (championship)		40	29
Jan. 8	Michigan State	(A)	37	42
Jan. 10	Detroit	(A)	26	34
Jan. 15	Notre Dame	(A)	37	47
Jan. 22	Tennessee	(H)	52	27
Jan. 29	Vanderbilt	(A)	42	19
Jan. 31	Alabama	(N1)	57	31
Feb. 5	Xavier	(A)	32	39
Feb. 7	Michigan State	(H)	44	27
Feb. 12	Alabama	(H)	27	21
Feb. 14	Marquette	(H)	35	33
Feb. 17	Xavier	(H)	45	29
Feb. 21	Vanderbilt	(H)	48	24
Feb. 26	Tennessee	(A)	29	26

SEC TOURNAMENT (Baton Rouge, La.)				
Mar. 3	Tulane		34	36
(N1) Birmingham			725	541

#### 1938-39—Won 16, Lost 4.

COACH: Adolph Rupp  
CAPTAIN: Bernard Oppen

Dec. 2	Georgetown	(H)	39	19
Dec. 10	Ky. Wesleyan	(H)	57	18
Dec. 17	Cincinnati	(H)	44	27
Dec. 21	Washington & Lee	(H)	67	47
Jan. 1	Long Island	(A)	34	52
Jan. 6	St. Joseph's	(A)	41	30
Jan. 14	Notre Dame	(N1)	37	42
Jan. 21	Tennessee	(H)	29	30
Jan. 28	Alabama	(N2)	38	41
Jan. 30	Vanderbilt	(A)	51	37
Feb. 4	Marquette	(H)	37	31
Feb. 8	Xavier	(A)	41	31
Feb. 11	Alabama	(H)	45	27
Feb. 13	Mississippi State	(H)	39	28
Feb. 18	Tennessee	(A)	36	**34
Feb. 21	Xavier	(H)	43	23
Feb. 25	Vanderbilt	(H)	52	27

SEC TOURNAMENT (Knoxville, Tenn.)				
Mar. 2	Mississippi		49	30
Mar. 3	Louisiana State		53	34
Mar. 4	Tennessee (championship)		46	38
			878	646

#### SEC CHAMPIONS

(N1) Louisville (N2) Birmingham

\*\* Denotes 2 overtime periods

#### 1939-40—Won 15, Lost 6.

COACH: Adolph Rupp  
CAPTAIN: Layton Rouse

Dec. 9	Berea	(H)	74	24
Dec. 16	Cincinnati	(H)	30	39
Dec. 21	Clemson	(A)	55	31
SUGAR BOWL (New Orleans, La.)				
Dec. 27	Ohio State (championship)		36	30
Jan. 1	Kansas State	(H)	53	26
Jan. 6	Xavier	(A)	42	41
Jan. 8	West Virginia	(H)	47	38
Jan. 13	Notre Dame	(A)	47	52
Jan. 20	Tennessee	(H)	35	26
Jan. 27	Alabama	(N1)	32	36
Jan. 29	Vanderbilt	(A)	32	40
Feb. 3	Marquette	(A)	51	45
Feb. 10	Alabama	(H)	46	18
Feb. 12	Xavier	(H)	37	29
Feb. 13	Mississippi State	(H)	45	37
Feb. 17	Tennessee	(A)	23	27
Feb. 19	Georgia Tech	(A)	39	44
Feb. 24	Vanderbilt	(H)	43	38

Date	Team	Site	Ky.	Opp.
SEC TOURNAMENT (Knoxville, Tenn.)				
Feb. 29	Vanderbilt		44	31
Mar. 1	Tennessee		30	29
Mar. 2	Georgia (championship)		51	43
			892	724

#### SEC CHAMPIONS (N1) Birmingham

#### 1940-41—Won 17, Lost 8.

COACH: Adolph Rupp  
CAPTAIN: Lee Huber

Dec. 7	Alumni	(H)	62	25
Dec. 12	West Virginia	(H)	46	34
Dec. 13	Maryville	(H)	53	14
Dec. 18	Nebraska	(A)	39	40
Dec. 19	Creighton	(A)	45	54
Dec. 20	Kansas State	(A)	28	25
Dec. 27	Centenary	(H)	70	18

#### SUGAR BOWL (New Orleans, La.)

Dec. 30	Indiana		45	48
Jan. 4	Notre Dame	(N1)	47	48
Jan. 9	Xavier	(A)	48	43
Jan. 11	West Virginia	(A)	43	56
Jan. 18	Tennessee	(A)	22	32
Jan. 20	Georgia Tech	(A)	47	37
Jan. 25	Xavier	(H)	44	49
Feb. 1	Vanderbilt	(A)	51	50
Feb. 3	Alabama	(A)	38	36
Feb. 8	Alabama	(H)	46	38
Feb. 10	Mississippi	(H)	60	41
Feb. 15	Tennessee	(H)	37	28
Feb. 17	Georgia Tech	(H)	60	41
Feb. 24	Vanderbilt	(H)	58	31

#### SEC TOURNAMENT (Louisville, Ky.)

Feb. 27	Mississippi		62	52
Feb. 28	Tulane		59	30
Mar. 1	Alabama		39	37
Mar. 2	Tennessee		33	36
			1182	943

(N1) Louisville

#### 1941-42—Won 19, Lost 6.

COACH: Adolph Rupp  
CAPTAIN: Carl Staker

Dec. 6	Miami (Ohio) U.	(H)	35	21
Dec. 13	Ohio State	(A)	41	43
Dec. 16	Nebraska	(H)	42	27
Dec. 22	South Carolina	(H)	64	25
Dec. 30	Texas A&M	(H)	49	29
Jan. 2	Washington & Lee	(H)	62	32
Jan. 10	Xavier	(A)	40	39
Jan. 17	Tennessee	(A)	40	46
Jan. 19	Georgia	(A)	51	26
Jan. 20	Georgia Tech	(A)	63	53
Jan. 24	Mexico	(H)	56	26
Jan. 31	Georgia	(H)	55	38
Feb. 2	Alabama	(A)	35	41
Feb. 7	Notre Dame	(A)	43	46
Feb. 9	Alabama	(H)	50	34
Feb. 14	Tennessee	(A)	36	33
Feb. 16	Georgia Tech	(H)	57	51
Feb. 21	Xavier	(H)	44	36

#### SEC TOURNAMENT Louisville, Ky.

Feb. 26	Florida		42	36
Feb. 27	Mississippi		59	32
Feb. 28	Auburn		40	31
Mar. 1	Alabama (championship)		36	34

#### SEC CHAMPIONS

#### POST SEASON GAME (Louisville, Ky.)

Mar. 14	Great Lakes		47	58
---------	-------------	--	----	----

Date	Team	Site	Ky.	Opp.
NCAA TOURNAMENT (New Orleans, La.)				
Mar. 20	Illinois		46	44
Mar. 21	Dartmouth		28	47
			1161	928

#### 1942-43—Won 17, Lost 6.

COACH: Adolph Rupp  
CAPTAIN: Melvin Brewer

Dec. 12	Cincinnati	(H)	61	39
Dec. 19	Washington	(H)	45	38
Dec. 23	Indiana	(N1)	52	58
Jan. 2	Ohio State	(H)	40	45
Jan. 4	Ft. Knox	(H)	64	30
Jan. 9	Xavier	(A)	43	38
Jan. 16	Tennessee	(A)	30	28
Jan. 18	Georgia	(A)	60	28
Jan. 19	Georgia Tech	(A)	38	36
Jan. 23	Notre Dame	(N1)	60	55
Jan. 26	Vanderbilt	(H)	39	38
Jan. 30	Alabama	(A)	32	41
Feb. 1	Vanderbilt	(A)	54	43
Feb. 6	Alabama	(H)	67	41
Feb. 8	Xavier	(H)	48	36
Feb. 13	Tennessee	(H)	53	29
Feb. 15	Georgia Tech	(H)	58	31
Feb. 20	De Paul	(A)	44	53

#### SEC TOURNAMENT Louisville, Ky.

Feb. 25	Tulane		48	31
Feb. 26	Georgia		59	30
Feb. 27	Mississippi State		52	43
Feb. 28	Tennessee		30	33

#### POST-SEASON GAME (N1)

Mar. 6	Great Lakes		39	53
(N1) Louisville			1124	887

#### 1943-44—Won 19, Lost 2.

COACH: Adolph Rupp  
CAPTAIN:

Dec. 1	Ft. Knox	(H)	51	18
Dec. 4	Berea (Naval V-12)	(H)	54	40
Dec. 11	Indiana	(N1)	66	41
Dec. 13	Ohio State	(A)	40	28
Dec. 18	Cincinnati	(H)	58	30
Dec. 20	Illinois	(A)	41	43
Dec. 28	Carnegie Tech	(A)	61	14
Dec. 30	St. John's	(A)	44	38
Jan. 8	Notre Dame	(N1)	55	54
Jan. 15	Wright Field	(H)	61	28
Jan. 31	Ft. Knox A.R.C.	(H)	76	48
Feb. 5	DePauw	(H)	38	35
Feb. 7	Illinois	(H)	51	40
Feb. 12	Cincinnati	(A)	38	35
Feb. 26	Ohio U.	(H)	51	35

#### SEC TOURNAMENT (Louisville, Ky.)

Mar. 2	Georgia		57	29
Mar. 3	Louisiana State		55	28
Mar. 4	Tulane (championship)		62	46

#### SEC CHAMPIONS

#### NATIONAL INVITATION TOUR. (New York)

Mar. 20	Utah		46	38
Mar. 22	St. John's		45	48
Mar. 26	Oklahoma A&M (consolation)		45	29

(N1) Louisville			1095	745
-----------------	--	--	------	-----

#### 1944-45—Won 22, Lost 4.

COACH: Adolph Rupp  
CAPTAIN:

Dec. 2	Ft. Knox	(H)	56	23
Dec. 4	Berea	(H)	56	32

Date	Team	Site	Ky.	Opp.
Dec. 9	Cincinnati	(H)	66	24
Dec. 16	Indiana	(N1)	61	43
Dec. 23	Ohio State	(H)	53	*48
Dec. 26	Wyoming	(N2)	50	46
Dec. 30	Temple	(A)	45	44
Jan. 1	Long Island	(A)	62	*52
Jan. 6	Ohio U.	(H)	59	46
Jan. 8	Arkansas State	(H)	75	6
Jan. 13	Michigan State	(H)	66	35
Jan. 20	Tennessee	(A)	34	35
Jan. 22	Georgia Tech	(A)	64	58
Jan. 27	Notre Dame	(N1)	58	*59
Jan. 29	Georgia	(H)	73	37
Feb. 3	Georgia Tech	(H)	51	32
Feb. 5	Michigan State	(A)	50	66
Feb. 17	Tennessee	(H)	40	34
Feb. 19	Ohio U.	(A)	61	38
Feb. 24	Cincinnati	(A)	65	35

#### SEC TOURNAMENT (Louisville, Ky.)

Mar. 1	Florida		57	35
Mar. 2	Louisiana State		68	37
Mar. 3	Alabama		52	41
Mar. 3	Tennessee (championship)		39	35

#### SEC CHAMPIONS

#### NCAA TOURNAMENT (New York)

Mar. 20	Ohio State		37	45
Mar. 21	Tufts (consolation)		66	56

\* Denotes overtime period. 1464 1042

(N1) Louisville

(N2) Buffalo, N. Y.

#### 1945-46—Won 28, Lost 2.

COACH: Adolph Rupp  
CAPTAIN: Jack Parkinson

Dec. 1	Ft. Knox	(H)	59	36
Dec. 7	Western Ontario	(H)	51	42
Dec. 8	Western Ontario	(H)	71	28
Dec. 15	Cincinnati	(H)	67	31
Dec. 18	Arkansas	(H)	67	42
Dec. 21	Oklahoma	(H)	43	33
Dec. 29	St. John's	(A)	73	59
Jan. 1	Temple	(A)	45	53
Jan. 5	Ohio U.	(H)	57	48
Jan. 7	Fort Benning	(H)	81	25
Jan. 12	Michigan State	(A)	55	44
Jan. 14	Xavier	(A)	62	36
Jan. 19	Tennessee	(A)	50	32
Jan. 21	Georgia Tech	(A)	68	43
Jan. 26	Notre Dame	(N1)	47	56
Jan. 28	Georgia Tech	(H)	54	26
Feb. 2	Michigan State	(H)	59	51
Feb. 4	Vanderbilt	(A)	59	37
Feb. 9	Vanderbilt	(N2)	64	31
Feb. 16	Tennessee	(H)	54	34
Feb. 19	Ohio U.	(A)	60	52
Feb. 23	Xavier	(H)	83	40

#### SEC TOURNAMENT (Louisville, Ky.)

Feb. 28	Auburn		69	24
Mar. 1	Florida		69	32
Mar. 2	Alabama		59	30
Mar. 2	Louisiana State (championship)		59	36

#### SEC CHAMPIONS

#### POST-SEASON GAME

Mar. 9	Temple		54	43
--------	--------	--	----	----

#### NATIONAL INVITATION TOUR. (New York)

Mar. 16	Arizona		77	53
Mar. 18	West Virginia		59	51
Mar. 20	Rhode Island (Championship)		46	45

(N1) Louisville			1821	1198
(N2) Paducah, Ky.				

Date	Team	Site	Ky.	Opp.
<b>1946-47—Won 34, Lost 3.</b>				
COACH: Adolph Rupp				
CAPTAIN: Ken Rollins				
Nov. 28	Indiana Central	(H)	78	36
Nov. 30	Tulane	(H)	64	35
Dec. 2	Ft. Knox	(H)	68	31
Dec. 7	Cincinnati	(A)	80	49
Dec. 9	Idaho	(H)	65	35
Dec. 12	De Paul	(N1)	65	45
Dec. 14	Texas A&M	(H)	83	18
Dec. 16	Miami (Ohio) U.	(H)	62	49
Dec. 21	St. John's	(N2)	70	50
Dec. 23	Baylor	(H)	75	34
Dec. 28	Wabash	(H)	96	24

SUGAR BOWL (New Orleans, La.)				
<b>Dec. 30</b>	<b>Oklahoma A&amp;M</b>		<b>31</b>	<b>37</b>
Jan. 4	Ohio U.	(H)	46	36
Jan. 11	Dayton U.	(H)	70	29
Jan. 13	Vanderbilt	(A)	82	30
Jan. 18	Tennessee	(A)	54	39
Jan. 20	Georgia Tech	(A)	70	47
Jan. 21	Georgia	(A)	84	45
Jan. 25	Xavier	(H)	71	34
Jan. 27	Michigan State	(H)	86	36
Feb. 1	Notre Dame	(N1)	60	30
Feb. 3	Alabama	(A)	48	37
<b>Feb. 8</b>	<b>De Paul</b>	<b>(A)</b>	<b>47</b>	<b>53</b>
Feb. 10	Georgia	(H)	81	40
Feb. 15	Tennessee	(H)	61	46
Feb. 17	Alabama	(H)	63	33
Feb. 19	Xavier	(A)	58	31
Feb. 21	Vanderbilt	(A)	84	41
Feb. 22	Georgia Tech	(H)	83	46

SEC TOURNAMENT (Louisville, Ky.)				
Feb. 27	Vanderbilt		98	29
Feb. 28	Auburn		84	18
Mar. 1	Georgia Tech		75	53
Mar. 1	Tulane (championship)		55	38

SEC CHAMPIONS				
POST-SEASON GAME (Louisville)				
Mar. 8	Temple		68	29

NATIONAL INVITATION TOURNAMENT New York, N. Y.				
Mar. 17	Long Island		63	62
Mar. 19	North Carolina State		60	42
<b>Mar. 24</b>	<b>Utah</b>		<b>45</b>	<b>49</b>

(N1) Louisville 2533 1416  
(N2) Mad. Sq. Gar., Record Crowd, 18,493

### 1947-48—Won 36, Lost 3.

COACH: Adolph Rupp  
CAPTAIN: Kenneth Rollins

Nov. 29	Indiana Central	(H)	80	41
Dec. 1	Ft. Knox	(H)	80	41
Dec. 5	Tulsa U.	(H)	72	18
Dec. 6	Tulsa U.	(H)	71	22
Dec. 10	De Paul	(N1)	74	50
Dec. 13	Cincinnati	(A)	67	31
Dec. 17	Xavier U.	(H)	79	37
<b>Dec. 20</b>	<b>Temple U.</b>	<b>(A)</b>	<b>59</b>	<b>60</b>
Dec. 23	St. John's	(A)	52	40
Jan. 2	Creighton	(A)	65	23
Jan. 3	Western Ontario	(H)	98	41
Jan. 5	Miami (Ohio)	(A)	67	53
Jan. 10	Michigan State	(A)	47	45
Jan. 12	Ohio U.	(A)	79	57
Jan. 17	Tennessee	(A)	65	54
Jan. 19	Georgia Tech	(A)	71	56
Jan. 20	Georgia	(A)	88	51
Jan. 24	Cincinnati	(H)	70	43
Jan. 31	De Paul	(A)	68	51
<b>Feb. 2</b>	<b>Notre Dame</b>	<b>(A)</b>	<b>55</b>	<b>64</b>
Feb. 5	Alabama	(A)	41	31
Feb. 5	Washington U.	(N2)	69	39

98

Date	Team	Site	Ky.	Opp.
Feb. 9	Vanderbilt	(A)	82	51
Feb. 14	Tennessee	(H)	69	42
Feb. 16	Alabama	(H)	63	33
Feb. 20	Vanderbilt	(H)	79	43
Feb. 21	Georgia Tech	(H)	78	54
Feb. 24	Temple	(N1)	58	38
Feb. 28	Xavier	(A)	59	37

SEC TOURNAMENT (Louisville, Ky.)				
Mar. 4	Florida		87	31
Mar. 5	Louisiana State		63	47
Mar. 6	Tennessee		70	47
Mar. 6	Georgia Tech		54	43
(championship)				

SEC CHAMPIONS				
NCAA TOURNAMENT (New York)				
Mar. 18	Columbia		76	53
Mar. 20	Holy Cross		60	52
Mar. 23	Baylor (championship)		58	42

NATIONAL CHAMPIONS				
OLMPIC TRIALS (New York)				
Mar. 27	Louisville		91	57
Mar. 29	Baylor		77	59
(Championship—Collegiate Bracket)				
<b>Mar. 31</b>	<b>Phillips Oilers</b>		<b>49</b>	<b>53</b>
(AAU Champs)				

(N1) Louisville 2690 1730  
(N2) Memphis

OLYMPIC TEAM EXHIBITION GAMES Kentucky vs. Phillips Oilers				
6-30-48	Tulsa, Okla.		52	60
7- 2-48	Kansas City, Mo.		70	**69
7- 9-48	Lexington, Ky.		50	56

†OLYMPIC GAMES (London, England)				
July 30	Switzerland		86	21
Aug. 2	Czechoslovakia		53	28
Aug. 3	Argentina		59	57
Aug. 4	Egypt		66	28
Aug. 6	Peru		61	33
Aug. 9	Uruguay		63	28
Aug. 11	Mexico		71	40
Aug. 13	France (championship)		65	21

WORLD CHAMPIONS  
\*\* Denotes two overtime periods.  
† Kentucky participated as part of U.S. basketball entry.

### 1948-49—Won 32, Lost 2.

COACH: Adolph Rupp  
CAPTAIN:

Nov. 29	Indiana Central	(H)	74	38
Dec. 8	De Paul	(N1)	67	36
Dec. 10	Tulsa U.	(H)	81	27
Dec. 13	Arkansas	(H)	76	39
Dec. 16	Holy Cross	(A)	51	48
Dec. 18	St. John's	(A)	57	30
Dec. 22	Tulane	(N1)	51	47

SUGAR BOWL (New Orleans, La.)				
Dec. 29	Tulane		78	47
<b>Dec. 30</b>	<b>St. Louis</b>		<b>40</b>	<b>42</b>
Jan. 11	Bowling Green	(N2)	63	61
Jan. 15	Tennessee	(A)	66	51
Jan. 17	Georgia Tech	(A)	56	45
Jan. 22	De Paul	(A)	56	45
Jan. 29	Notre Dame	(N1)	62	38
Jan. 31	Vanderbilt	(A)	72	50
Feb. 2	Alabama	(A)	56	40
Feb. 3	Mississippi	(N3)	75	45
Feb. 5	Bradley	(N4)	62	52
Feb. 8	Tennessee	(H)	71	56
Feb. 12	Xavier	(H)	96	50
Feb. 14	Alabama	(H)	74	32
Feb. 16	Mississippi	(H)	85	31
Feb. 19	Georgia Tech	(H)	78	32

Date	Team	Site	Ky.	Opp.
Feb. 21	Georgia	(H)	95	40
Feb. 24	Xavier	(A)	51	40
Feb. 26	Vanderbilt	(H)	70	37

SEC TOURNAMENT (Louisville, Ky.)

Mar. 3	Florida		73	36
Mar. 4	Auburn		70	39
Mar. 5	Tennessee		83	44
Mar. 5	Tulane (championship)		68	52

SEC CHAMPIONS

NATIONAL INVITATION TOUR. (New York)

Mar. 14	Loyola of Chicago		56	67
---------	-------------------	--	----	----

NCAA TOURNAMENT  
(Eastern Regionals)

New York, N. Y.

Mar. 21	Villanova		85	72
Mar. 22	Illinois		76	47

NCAA FINALS (Seattle, Wash.)

Mar. 26	Oklahoma A&M (championship)		46	36
---------	--------------------------------	--	----	----

2320 1492

NATIONAL CHAMPIONS

(N1) Louisville	(N3) Memphis
(N2) Cleveland	(N4) Owensboro, Ky.

1949-50—Won 25, Lost 5.

COACH: Adolph Rupp  
CAPTAIN: Dale Barnstable

Dec. 3	Indiana Central	(H)	84	61
Dec. 10	Western Ontario	(H)	90	18
Dec. 15	St. John's	(A)	58	69
Dec. 21	De Paul	(N1)	49	47
Dec. 25	Purdue	(A)	60	54

SUGAR BOWL (New Orleans, La.)

Dec. 29	Villanova		57	*56
Dec. 30	Bradley (championship)		71	66

Jan. 2	Arkansas	(A)	57	53
Jan. 4	Mississippi State	(N2)	87	55
Jan. 9	North Carolina U.	(H)	83	44
Jan. 14	Tennessee	(A)	53	66
Jan. 16	Georgia Tech	(A)	61	47
Jan. 17	Georgia	(A)	60	71
Jan. 21	De Paul	(A)	86	53
Jan. 23	Notre Dame	(A)	51	64
Jan. 26	Xavier	(A)	58	47
Jan. 28	Georgia	(H)	88	56
Jan. 30	Vanderbilt	(A)	58	54
Feb. 2	Alabama	(A)	66	64
Feb. 4	Mississippi	(N3)	61	55
Feb. 11	Tennessee	(H)	79	52
Feb. 13	Alabama	(H)	77	57
Feb. 15	Mississippi	(H)	90	50
Feb. 18	Georgia Tech	(H)	97	62
Feb. 23	Xavier	(H)	58	53
Feb. 25	Vanderbilt	(H)	70	66

SEC TOURNAMENT (Louisville, Ky.)

Mar. 2	Mississippi State		56	46
Mar. 3	Georgia		79	63
Mar. 4	Tennessee (championship)		95	58

SEC CHAMPIONS

NATIONAL INVITATION TOUR. (New York)

Mar. 14	City Col. of N. Y.		50	89
---------	--------------------	--	----	----

2089 1696

(N1) Louisville
(N2) Owensboro
(N3) Memphis

\* Denotes overtime period.

Date	Team	Site	Ky.	Opp.
------	------	------	-----	------

MEMORIAL COLISEUM ERA

1950-51—Won 32, Lost 2.

(Including exhibition games, Kentucky won 39½ games and lost 2.)

COACH: Adolph Rupp

CAPTAIN: Walt Hirsch

Dec. 1	West Texas State	(H)	73	43
Dec. 9	†Purdue	(H)	70	52
Dec. 12	Xavier	(A)	67	56
Dec. 14	Florida	(H)	85	37
Dec. 16	Kansas	(H)	68	39
Dec. 23	St. John's	(A)	43	37

SUGAR BOWL (New Orleans, La.)

Dec. 29	St. Louis		42	*43
Dec. 30	Syracuse (consolation)		69	59

Jan. 5	Auburn	(H)	79	35
Jan. 8	De Paul	(H)	63	55
Jan. 13	Alabama	(H)	65	48
Jan. 15	Notre Dame	(H)	69	44
Jan. 20	Tennessee	(A)	70	45
Jan. 22	Georgia Tech	(A)	82	61
Jan. 27	Vanderbilt	(A)	74	49
Jan. 29	Tulane	(A)	104	68
Jan. 31	Louisiana State	(A)	81	59
Feb. 2	Mississippi State	(A)	80	60
Feb. 3	Mississippi	(N1)	86	39
Feb. 9	Georgia Tech	(H)	75	42
Feb. 13	Xavier	(H)	78	51
Feb. 17	Tennessee	(H)	86	61
Feb. 19	De Paul	(A)	60	57
Feb. 23	Georgia	(H)	88	41
Feb. 24	Vanderbilt	(H)	89	57

SEC CHAMPIONS

SEC TOURNAMENT (Louisville, Ky.)

Mar. 1	Mississippi State		92	70
Mar. 2	Auburn		84	54
Mar. 3	Georgia Tech		82	56
Mar. 3	Vanderbilt		57	61

POST-SEASON GAME

Mar. 13	Loyola of Chicago (H)		97	61
---------	-----------------------	--	----	----

NCAA TOURNAMENT

(First Round—Raleigh, N. C.)				
Mar. 20	Louisville		79	68
(Eastern Regional—New York N.Y.)				
Mar. 22	St. John's		59	43
Mar. 24	Illinois		76	74
(National Finals— Minneapolis, Minn.)				
Mar. 27	Kansas St. (championship)		68	58

NATIONAL CHAMPIONS 2540 1783

EXHIBITION GAME

Apr. 27	Ky. All-Stars	(H)	92	49
---------	---------------	-----	----	----

PUERTO RICO EXHIBITION TOUR

Aug. 25	San German Athletics		86	38
Aug. 26	Ponce Lions		83	43
Aug. 27	San Turce		93	40
Aug. 29	Univ. of Puerto Rico		91	44
Sept. 2	U. S. Navy		52	23
(Called at half on account of rain)				
Sept. 3	Puerto Rico All-Stars		75	46

† Memorial Coliseum Dedication Game.

\* Denotes overtime period.

(N1) Owensboro, Ky.

1951-52—Won 29, Lost 3.

COACH: Adolph Rupp

CAPTAIN: Robert Watson

Dec. 8	Washington & Lee	(H)	96	46
Dec. 10	Xavier	(A)	97	72
Dec. 13	Minnesota	(A)	57	61
Dec. 17	St. John's	(H)	81	40

Date	Team	Site	Ky.	Opp.
Dec. 20	De Paul	(H)	98	60
Dec. 26	U.C.L.A.	(H)	84	53
SUGAR BOWL (New Orleans, La.)				
Dec. 28	Brigham Young		84	64
<b>Dec. 29</b>	<b>St. Louis</b>		<b>60</b>	<b>61</b>
Jan. 2	Mississippi†	(N1)	116	58
Jan. 5	Louisiana State	(H)	57	47
Jan. 7	Xavier	(H)	83	50
Jan. 12	Florida	(A)	99	52
Jan. 16	Georgia	(N2)	95	55
Jan. 19	Tennessee	(A)	65	56
Jan. 21	Georgia Tech	(A)	96	51
Jan. 26	Alabama	(A)	71	67
Jan. 28	Vanderbilt	(A)	88	51
Jan. 30	Auburn	(A)	88	48
Feb. 2	Notre Dame	(N3)	71	66
Feb. 4	Tulane	(H)	103	54
Feb. 6	Mississippi	(H)	81	61
Feb. 9	Georgia Tech	(H)	93	42
Feb. 11	Mississippi State	(H)	110	66
Feb. 16	Tennessee	(H)	95	40
Feb. 21	Vanderbilt	(H)	75	45
Feb. 23	De Paul	(A)	63	61

SEC CHAMPIONS

SEC TOURNAMENT (Louisville, Ky.)#

Feb. 28	Georgia Tech		80	59
Feb. 29	Tulane		85	61
Mar. 1	Tennessee		81	66
Mar. 1	Louisiana State		44	43

NCAA TOURNAMENT  
(Eastern Regionals)  
Raleigh, N. C.

Mar. 21	Penn. State		82	54
<b>Mar. 22</b>	<b>St. John's</b>		<b>57</b>	<b>64</b>

2635 1774

† Not counted as SEC game.

(N1) Owensboro, Ky.

(N2) Louisville

(N3) Chicago

# Tournament abandoned after 1952.

1952-53—No Schedule.

(Under suspension by NCAA)

Intra-Squad Scrimmage Results

COACH: Adolph Rupp

CO-CAPTAINS: Cliff Hagan and Frank Ramsey

Dec. 13	Varsity	76	Freshmen	45
Jan. 19	Ramseys	71	Hagans	50
Feb. 4	Hagans	68	Ramseys	55
Feb. 28	Blues	49	Whites	47

264

197

1953-54—Won 25, Lost 0.

COACH: Adolph Rupp

CO-CAPTAINS: Cliff Hagan and Frank Ramsey

Dec. 5	Temple	(H)	86	59
Dec. 12	Xavier	(A)	81	66
Dec. 14	Wake Forest	(H)	101	69
Dec. 18	St. Louis	(A)	71	59

UK INVITATIONAL TOURNAMENT

Dec. 21	Duke		85	69
Dec. 22	LaSalle (championship)		73	60
Dec. 28	Minnesota	(H)	74	59
Jan. 4	Xavier	(H)	77	71
Jan. 9	Georgia Tech	(H)	105	53
Jan. 11	De Paul	(H)	81	63
Jan. 16	Tulane	(H)	94	43
Jan. 23	Tennessee	(A)	97	71
Jan. 30	Vanderbilt	(A)	85	63
Feb. 2	Georgia Tech	(N1)	99	48
Feb. 4	Georgia	(H)	106	55
Feb. 6	Georgia	(N2)	100	68

Date	Team	Site	Ky.	Opp.
Feb. 8	Florida	(A)	97	55
Feb. 13	Mississippi	(H)	88	62
Feb. 15	Mississippi State	(H)	81	49
Feb. 18	Tennessee	(H)	90	63
Feb. 20	De Paul	(A)	76	61
Feb. 22	Vanderbilt	(H)	100	64
Feb. 27	Auburn	(N3)	109	79
Mar. 1	Alabama	(A)	68	43

SEC PLAYOFF (Nashville, Tenn.)

(Playoff game to determine SEC champion and representative in NCAA Tournament. Kentucky and LSU tied for league title due to a schedule disagreement. Kentucky won but declined NCAA.)

Mar. 9	Louisiana State		63	56
				2187 1508

SEC CHAMPIONS

(N1) Louisville

(N2) Owensboro, Ky.

(N3) Montgomery

1954-55—Won 23, Lost 3.

COACH: Adolph Rupp

CAPTAIN: Bill Evans

Dec. 4	Louisiana State†	(H)	74	58
Dec. 11	Xavier	(A)	73	69
Dec. 18	Temple	(H)	79	61

UNIVERSITY OF KENTUCKY  
INVITATIONAL TOURNAMENT  
Lexington, Ky.

Dec. 21	Utah		70	65
Dec. 22	LaSalle (championship)		63	54
Dec. 30	St. Louis	(H)	82	65
Jan. 1	Temple	(A)	101	69
<b>Jan. 8</b>	<b>Georgia Tech</b>	<b>(H)</b>	<b>58</b>	<b>59</b>
Jan. 10	De Paul	(H)	92	59
Jan. 15	Tulane	(A)	58	44
Jan. 17	Louisiana State	(A)	64	62
Jan. 22	Tennessee	(A)	84	66
Jan. 29	Vanderbilt	(A)	75	71
<b>Jan. 31</b>	<b>Georgia Tech</b>	<b>(A)</b>	<b>59</b>	<b>65</b>
Feb. 3	Florida	(H)	87	63
Feb. 5	Mississippi	(N1)	84	66
Feb. 7	Mississippi State	(A)	61	56
Feb. 9	Georgia	(H)	86	40
Feb. 14	Xavier	(H)	66	55
Feb. 19	De Paul	(A)	76	72
Feb. 21	Vanderbilt	(H)	77	59
Feb. 26	Auburn	(H)	93	59
Feb. 28	Alabama	(H)	66	52
Mar. 5	Tennessee	(H)	104	61

SEC CHAMPIONS

NCAA TOURNAMENT  
(Eastern Regionals)  
Evanston, Illinois

Mar. 11	Marquette		71	79
Mar. 12	Penn State		84	59

1987 1588

† Game not counted in SEC standings.

(N1) Memphis

1955-56—Won 20, Lost 6.

COACH: Adolph Rupp

CAPTAIN: Phil Grawemeyer

Dec. 3	Louisiana State†	(A)	62	52
<b>Dec. 10</b>	<b>Temple</b>	<b>(H)</b>	<b>61</b>	<b>73</b>
Dec. 12	De Paul	(H)	71	69
Dec. 15	Maryland	(A)	62	61
Dec. 17	Idaho	(H)	91	49

UK INVITATIONAL TOURNAMENT

Dec. 20	Minnesota		72	65
<b>Dec. 21</b>	<b>Dayton</b>		<b>74</b>	<b>89</b>

Date	Team	Site	Ky.	Opp.
Dec. 28	St. Louis U.	(A)	101	80
Jan. 7	Georgia Tech	(H)	104	51
Jan. 12	Tulane	(H)	85	63
Jan. 14	Louisiana State	(H)	107	65
Jan. 21	Tennessee	(A)	95	68
<b>Jan. 28</b>	<b>Vanderbilt</b>	<b>(A)</b>	<b>73</b>	<b>81</b>
Jan. 30	Georgia Tech	(A)	84	62
Feb. 1	Duke	(H)	81	76
Feb. 4	Auburn	(N1)	82	81
Feb. 6	Florida	(A)	81	70
Feb. 11	Mississippi	(H)	88	49
Feb. 13	Mississippi State	(H)	86	65
<b>Feb. 18</b>	<b>De Paul</b>	<b>(A)</b>	<b>79</b>	<b>81</b>
Feb. 20	Vanderbilt	(H)	76	55
<b>Feb. 25</b>	<b>Alabama</b>	<b>(N1)</b>	<b>77</b>	<b>101</b>
Feb. 27	Georgia	(N2)	143	66
Mar. 3	Tennessee	(H)	101	77

#### NCAA TOURNAMENT

(Kentucky represented the SEC in NCAA when champion Alabama declined the bid.)  
(Eastern Regionals) Iowa City, Iowa

Mar. 16	Wayne U.	(A)	84	64
Mar. 17	Iowa	(A)	77	89

2197 1802

† Game not counted in SEC standings.

(N1) Montgomery

(N2) Louisville

#### 1956-57—Won 23, Lost 5.

COACH: Adolph Rupp

HONORARY CO-CAPTAINS:

Ed Beck and Gerry Calvert

Dec. 1	Washington & Lee	(H)	94	66
Dec. 3	Miami (Fla.)	(H)	114	75
Dec. 8	Temple	(A)	73	58
<b>Dec. 10</b>	<b>St. Louis</b>	<b>(H)</b>	<b>70</b>	<b>71</b>
Dec. 15	Maryland	(H)	76	55
<b>Dec. 18</b>	<b>Duke</b>	<b>(A)</b>	<b>84</b>	<b>85</b>

#### UK INVITATIONAL TOURNAMENT

Dec. 21	Southern Methodist		73	67
Dec. 22	Illinois (championship)		91	70

#### SUGAR BOWL (New Orleans, La.)

Dec. 28	Virginia Tech		56	55
Dec. 29	Houston (championship)		111	76

Jan. 5	Georgia Tech	(H)	95	72
Jan. 7	Loyola (Chicago)	(H)	81	62
Jan. 12	Louisiana State	(A)	51	46
<b>Jan. 14</b>	<b>Tulane</b>	<b>(A)</b>	<b>60</b>	<b>68</b>
Jan. 19	Tennessee	(A)	97	72
Jan. 26	Vanderbilt	(A)	91	83
Jan. 28	Georgia Tech	(A)	76	65
Jan. 30	Georgia	(H)	84	53
Feb. 2	Florida	(H)	88	61
Feb. 8	Mississippi	(N1)	75	69
<b>Feb. 11</b>	<b>Mississippi State</b>	<b>(A)</b>	<b>81</b>	<b>89</b>
Feb. 15	Loyola (Chicago)	(A)	115	65
Feb. 18	Vanderbilt	(H)	80	65
Feb. 23	Alabama	(H)	79	60
Feb. 25	Auburn	(H)	103	85
Mar. 2	Tennessee	(H)	93	75

#### SEC CHAMPIONS

#### NCAA TOURNAMENT

(Midwest Regional) Lexington, Ky.

Mar. 15	Pittsburgh		98	92
Mar. 16	Michigan State		68	80

(N1) Memphis

2357 1953

#### 1957-58—Won 23, Lost 6.

COACH: Adolph Rupp

HONORARY CAPT.: Ed Beck

Dec. 2	Duke	(H)	78	74
Dec. 4	Ohio State	(A)	61	54
Dec. 7	Temple	(H)	85***	83
<b>Dec. 9</b>	<b>Maryland</b>	<b>(A)</b>	<b>62</b>	<b>71</b>

Date	Team	Site	Ky.	Opp.
Dec. 14	St. Louis	(A)	73	60
<b>Dec. 16</b>	<b>Southern Methodist</b>	<b>(A)</b>	<b>64</b>	<b>65</b>

#### UK INVITATIONAL TOURNAMENT

<b>Dec. 20</b>	<b>West Virginia</b>		<b>70</b>	<b>77</b>
Dec. 21	Minnesota		78	58
Dec. 23	Utah State	(H)	92	64
Dec. 30	Loyola (Chicago)	(H)	75	42
Jan. 4	Georgia Tech	(H)	76	60
Jan. 6	Vanderbilt	(A)	86	81
Jan. 11	Louisiana State	(H)	97	52
Jan. 13	Tulane	(H)	86	50
Jan. 18	Tennessee	(H)	77	68
<b>Jan. 27</b>	<b>Georgia Tech</b>	<b>(A)</b>	<b>52</b>	<b>71</b>
Jan. 29	Georgia	(N1)	74	55
Jan. 31	Florida	(A)	78	56
Feb. 8	Mississippi	(H)	96	65
Feb. 10	Mississippi State	(H)	72	62
<b>Feb. 15</b>	<b>Loyola (Chicago)</b>	<b>(A)</b>	<b>56</b>	<b>57</b>
Feb. 17	Vanderbilt	(H)	65	61
Feb. 22	Alabama	(N2)	45	*43
<b>Feb. 24</b>	<b>Auburn</b>	<b>(N3)</b>	<b>63</b>	<b>64</b>
Mar. 1	Tennessee	(A)	77	66

#### SEC CHAMPIONS

#### NCAA TOURNAMENT

(Mideast Regional) Lexington, Ky.

Mar. 14	Miami (Ohio)		94	70
Mar. 15	Notre Dame		89	56

(FINALS)

Louisville, Ky.

Mar. 21	Temple		61	60
Mar. 22	Seattle (championship)		84	72

2166 1817

#### NATIONAL COLLEGIATE CHAMPIONS FOR RECORD FOURTH TIME

\*\*\* Three overtime periods.

\* One overtime period.

(N1) Atlanta (N3) Birmingham

(N2) Montgomery

#### 1958-59—Won 24, Lost 3.

COACH: Adolph Rupp

HONORARY CAPT.: Johnny Cox

Dec. 1	Florida State	(H)	91	68
Dec. 6	Temple	(A)	76	71
Dec. 8	Duke	(A)	78	64
Dec. 11	Southern Methodist	(H)	72	60
Dec. 13	St. Louis	(H)	76	57
Dec. 15	Maryland	(H)	58	*56

#### UK INVITATIONAL TOURNAMENT

Dec. 19	Ohio State		95	76
Dec. 20	W. Virginia (championship)		97	91
Dec. 29	Navy	(H)	82	69
Dec. 30	Illinois	(N1)	76	75
Jan. 3	Georgia Tech	(H)	72	62
<b>Jan. 6</b>	<b>Vanderbilt</b>	<b>(A)</b>	<b>66</b>	<b>75</b>
Jan. 10	Louisiana State	(A)	76	61
Jan. 12	Tulane	(A)	85	68
Jan. 17	Tennessee	(H)	79	58
Jan. 26	Georgia Tech	(A)	94	70
Jan. 29	Georgia	(H)	108	55
Jan. 31	Florida	(H)	94	51
Feb. 7	Mississippi	(N2)	97	72
<b>Feb. 9</b>	<b>Mississippi State</b>	<b>(A)</b>	<b>58</b>	<b>66</b>
Feb. 14	Notre Dame	(N3)	71	52
Feb. 18	Vanderbilt	(H)	83	71
Feb. 21	Auburn	(H)	75	56
Feb. 23	Alabama	(H)	39	32
Feb. 28	Tennessee	(A)	69	56

#### NCAA TOURNAMENT

(Kentucky represented the SEC in NCAA when champion Miss. State declined the bid.)

(Mideast Regional) Evanston, Ill.

Mar. 13	Louisville		61	76
---------	------------	--	----	----

Date	Team	Site	Ky.	Opp.
Mar. 14	Marquette		98	69
			2126	1737

\* Denotes overtime period.

(N1) Louisville (N3) Chicago, Ill.  
(N2) Jackson, Miss.

### 1959-60—Won 18, Lost 7.

COACH: Adolph Rupp  
CO-CAPTS.: Bill Lickert and Don Mills

Dec. 1	Colorado State	(H)	106	73
Dec. 4	UCLA	(A)	68	66
Dec. 5	So. California	(A)	73	87
Dec. 12	St. Louis	(A)	61	73
Dec. 14	Kansas	(A)	77*	72

### UK INVITATIONAL TOURNAMENT

Dec. 18	North Carolina		76	70
Dec. 19	West Virginia		70	79
Dec. 20	Temple	(N1)	97	92
Dec. 28	Ohio State	(H)	96	93
Jan. 2	Georgia Tech	(H)	54	62
Jan. 5	Vanderbilt	(A)	76	59
Jan. 9	Louisiana State	(H)	77	45
Jan. 11	Tulane	(H)	68	42
Jan. 16	Tennessee	(A)	78	68
Jan. 25	Georgia Tech	(A)	44	65
Jan. 27	Georgia	(N2)	84	60
Jan. 29	Florida	(A)	75	62
Feb. 6	Mississippi	(H)	61	43
Feb. 8	Mississippi State	(H)	90	59
Feb. 13	Notre Dame	(H)	68	65
Feb. 16	Vanderbilt	(H)	68	60
Feb. 20	Auburn	(A)	60	61
Feb. 22	Alabama	(N3)	75	55
Feb. 27	Tennessee	(H)	63	65
Mar. 5	Pittsburgh	(H)	73	66

1838 1642

\* Denotes overtime period.

(N1) Louisville (N3) Montgomery, Ala.  
(N2) Columbus, Ga.

### 1960-61—Won 19, Lost 9.

COACH: Adolph Rupp  
CAPTAIN: Dick Parsons

Dec. 1	Va. Military Inst.	(H)	72	56
Dec. 3	Florida State	(H)	58	63
Dec. 7	Notre Dame	(N1)	68	62
Dec. 13	North Carolina	(N2)	70	65
Dec. 17	Temple	(A)	58	66

### UK INVITATIONAL TOURNAMENT

Dec. 21	Illinois		83	78
Dec. 22	St. Louis		72	*74
Dec. 31	Missouri	(H)	81	69
Jan. 2	Miami (Ohio)	(H)	70	58
Jan. 7	Georgia Tech	(H)	89	79
Jan. 9	Vanderbilt	(A)	62	64
Jan. 13	Louisiana State	(A)	59	73
Jan. 14	Tulane	(A)	70	72
Jan. 21	Tennessee	(H)	83	54
Jan. 30	Georgia Tech	(A)	60	62
Feb. 4	Florida	(H)	89	68
Feb. 7	Georgia	(H)	74	67
Feb. 11	Mississippi	(N3)	74	60
Feb. 13	Mississippi State	(A)	68	62
Feb. 17	UCLA	(H)	77	76
Feb. 21	Vanderbilt	(H)	60	59
Feb. 25	Alabama	(H)	80	53
Feb. 27	Auburn	(H)	77	51
Mar. 4	Tennessee	(A)	68	61

### SEC PLAYOFF (Knoxville, Tenn.)

(To determine SEC representative in NCAA Tournament after champion Miss. State declined bid. Second place Kentucky and Vanderbilt each had 10-4 records.)

Date	Team	Site	Ky.	Opp.
Mar. 9	Vanderbilt		88	67
Mar. 11	Marquette	(N4)	72	88

### NCAA TOURNAMENT (Midwest Regional) Louisville, Ky.

Mar. 17	Morehead		71	64
Mar. 18	Ohio State		74	87

2027 1858

(N1) Louisville, Ky.  
(N2) Greensboro, N. C.  
(N3) Jackson, Miss.  
(N4) Chicago, Ill.

\* Denotes one overtime period.

### 1961-62—Won 23, Lost 3.

COACH: Adolph Rupp  
CAPTAIN: Larry Pursiful

Dec. 2	Miami (Ohio)	(H)	93	61
Dec. 4	So. California	(H)	77	79
Dec. 11	St. Louis	(H)	86	77
Dec. 16	Baylor	(H)	94	60
Dec. 18	Temple	(H)	78	55

### UK INVITATIONAL TOURNAMENT

Dec. 22	Tennessee		96	69
Dec. 23	Kansas St. (championship)		80	67
Dec. 27	Yale	(H)	79	58
Dec. 30	Notre Dame	(N1)	100	53
Jan. 2	Virginia	(H)	93	73
Jan. 6	Georgia Tech	(H)	89	70
Jan. 8	Vanderbilt	(A)	77	68
Jan. 12	Louisiana State	(H)	84	63
Jan. 15	Tennessee	(A)	95	82
Jan. 29	Georgia Tech	(A)	71	62
Jan. 31	Georgia	(N2)	86	59
Feb. 2	Florida	(A)	81	69
Feb. 10	Mississippi	(H)	83	60
Feb. 12	Mississippi State	(H)	44	49
Feb. 19	Vanderbilt	(H)	87	80
Feb. 24	Alabama	(A)	73	65
Feb. 26	Auburn	(A)	63	60
Mar. 5	Tulane	(H)	97	72
Mar. 10	Tennessee	(H)	90	59

SEC CO-CHAMPIONS

### NCAA TOURNAMENT (Midwest Regional) Iowa City, Iowa

Mar. 16	Butler		81	60
Mar. 17	Ohio State		64	74

2141 1704

(N1) Freedom Hall, Louisville  
(N2) Ga. Tech Coliseum, Atlanta

### 1962-63—Won 16, Lost 9.

COACH: Adolph Rupp  
CAPTAIN: Scotty Baesler

Dec. 1	Virginia Tech	(H)	77	80
Dec. 8	Temple	(A)	56	52
Dec. 12	Florida State	(H)	83	54
Dec. 15	Northwestern	(H)	71	60
Dec. 17	North Carolina	(H)	66	68

### UK INVITATIONAL TOURNAMENT

Dec. 21	Iowa		94	69
Dec. 22	West Va. (Championship)		79	75
Dec. 27	Dartmouth	(H)	95	49
Dec. 29	Notre Dame	(N1)	78	70
Dec. 31	St. Louis	(A)	63	87
Jan. 5	Georgia Tech	(H)	85	**86
Jan. 7	Vanderbilt	(A)	106	82
Jan. 11	Louisiana State	(A)	63	56
Jan. 12	Tulane	(A)	81	72
Jan. 19	Tennessee	(H)	69	*78
Jan. 26	Xavier	(H)	90	76
Jan. 28	Georgia Tech	(A)	62	66
Jan. 31	Georgia	(H)	74	67
Feb. 2	Florida	(H)	94	71



Date	Team	Site	Ky.	Opp.
Feb. 9	Mississippi	(N2)	75	69
Feb. 11	Mississippi State	(A)	52	56
Feb. 18	Vanderbilt	(H)	67	69
Feb. 23	Auburn	(H)	78	59
Feb. 25	Alabama	(H)	80	63
Mar. 2	Tennessee	(A)	55	63

1893 1697

(N1) Louisville (N2) Jackson

\* Denotes overtime periods

### 1963-64—Won 21, Lost 6.

COACH: Adolph Rupp

CO-CAPTS.: Cotton Nash and Ted Deeken

Nov. 30	Virginia	(H)	75	64
Dec. 2	Texas Tech	(H)	107	91
Dec. 7	Northwestern	(A)	95	63
Dec. 9	North Carolina	(H)	100	80
Dec. 14	Baylor	(H)	101	65

#### UK INVITATIONAL TOURNAMENT

Dec. 20	Wisconsin		108	85
Dec. 21	Wake Forest		98	75

(Championship)

Dec. 28	Notre Dame	(N1)	101	81
---------	------------	------	-----	----

#### SUGAR BOWL (New Orleans, La.)

Dec. 30	Loyola (La.)		86	64
Dec. 31	Duke (Championship)		81	79

Jan. 4	Georgia Tech	(A)	67	76
Jan. 6	Vanderbilt	(A)	83	85
Jan. 10	Louisiana State	(H)	103	84
Jan. 11	Tulane	(H)	105	63
Jan. 18	Tennessee	(H)	66	57
Jan. 25	Georgia Tech	(H)	79	62
Feb. 1	Florida	(A)	77	72
Feb. 3	Georgia	(A)	103	83
Feb. 8	Mississippi	(H)	102	59
Feb. 10	Mississippi State	(H)	65	59
Feb. 17	Vanderbilt	(H)	104	73
Feb. 22	Auburn	(N2)	99	79
Feb. 24	Alabama	(A)	59	65
Feb. 29	Tennessee	(A)	42	38
Mar. 2	St. Louis	(H)	60	67

#### SEC CHAMPIONS

#### NCAA TOURNAMENT

(Midwest Regional)  
Minneapolis, Minn.

Mar. 13	Ohio University		69	85
Mar. 14	Loyola (Chicago)		91	100

2326 1954

(N1) Louisville

(N2) Montgomery, Ala.

### 1964-65—Won 15, Lost 10.

COACH: Adolph Rupp

CAPTAIN: Randy Embry

Dec. 4	Iowa	(H)	85	77
Dec. 7	North Carolina	(N1)	67	82
Dec. 9	Iowa State	(H)	100	74
Dec. 12	Syracuse	(H)	110	77

#### UK INVITATIONAL TOURNAMENT

Dec. 18	West Virginia		102	78
Dec. 19	Illinois		86	91

Dec. 22	St. Louis	(A)	75	80
Dec. 29	Notre Dame	(N2)	97	111
Jan. 2	Dartmouth	(H)	107	67
Jan. 5	Vanderbilt	(H)	79	97
Jan. 9	Louisiana State	(A)	79	66
Jan. 11	Tulane	(A)	102	72
Jan. 16	Tennessee	(A)	58	77
Jan. 18	Auburn	(H)	73	67
Jan. 23	Florida	(A)	68	84

Date	Team	Site	Ky.	Opp.
Jan. 25	Georgia	(A)	102	82
Jan. 30	Florida	(H)	78	61
Feb. 1	Georgia	(H)	96	64
Feb. 6	Mississippi	(H)	102	65
Feb. 8	Mississippi State	(H)	74	56
Feb. 16	Vanderbilt	(A)	90	91
Feb. 20	Auburn	(A)	69	88
Feb. 22	Alabama	(A)	71	75
Feb. 27	Tennessee	(H)	61	60
Mar. 1	Alabama	(H)	78	72

2109 1914

(N1) Charlotte, N. C.

(N2) Louisville, Ky.

### 1965-66—Won 32, Lost 2.

COACH: Adolph Rupp

HON. CAPT.: (None)

Dec. 1	Hardin-Simmons	(H)	83	55
Dec. 4	Virginia	(A)	99	73
Dec. 8	Illinois	(A)	86	68
Dec. 11	Northwestern	(H)	86	75

#### UK INVITATIONAL TOURNAMENT

Dec. 17	Air Force		78	58
Dec. 18	Indiana (Championship)		91	56

Dec. 22	Texas Tech	(A)	89	73
Dec. 29	Notre Dame	(N1)	103	69
Jan. 3	St. Louis	(H)	80	70
Jan. 8	Florida	(A)	78	64
Jan. 10	Georgia	(A)	69	**65
Jan. 15	Vanderbilt	(H)	96	83
Jan. 24	Louisiana State	(H)	111	85
Jan. 29	Auburn	(H)	115	78
Jan. 31	Alabama	(H)	82	62
Feb. 2	Vanderbilt	(A)	105	90
Feb. 5	Georgia	(H)	74	50
Feb. 7	Florida	(H)	85	75
Feb. 12	Auburn	(A)	77	64
Feb. 14	Alabama	(A)	90	67
Feb. 19	Mississippi State	(A)	73	69
Feb. 21	Mississippi	(A)	108	65
Feb. 26	Tennessee	(H)	78	64
Mar. 5	Tennessee	(A)	62	69
Mar. 7	Tulane	(H)	103	74

#### SEC Champions

#### NCAA TOURNAMENT

(Midwest Regional—Iowa City, Iowa)

Mar. 11	Dayton		86	79
Mar. 12	Michigan		84	77

(Finals—College Park, Md.)

Mar. 18	Duke		83	79
Mar. 19	Texas Western		65	72

2519 2028

#### INTERNATIONAL UNIVERSITIES

#### TOURNAMENT

Tel Aviv, Israel

Aug. 3	Warsaw Univ.		67	58
Aug. 4	Cambridge Univ.		104	45
Aug. 6	Salonika Univ.		91	60
Aug. 10	Istanbul Univ.		82	36
Aug. 11	Warsaw Univ.		87	57

(Championship)

2950 2284

(N1) Louisville

\*\* Double overtime

### 1966-67—Won 13, Lost 13.

COACH: Adolph Rupp

HON. CAPT.: (None)

Dec. 3	Virginia	(H)	104	84
Dec. 5	Illinois	(H)	97	*98
Dec. 10	Northwestern	(A)	118	116
Dec. 13	North Carolina	(H)	55	64

Date	Team	Site	Ky.	Opp.
<b>Dec. 17</b>	<b>Florida</b>	(H)	<b>75</b>	<b>78</b>
UK INVITATIONAL TOURNAMENT				
Dec. 22	Oregon State		96	66
Dec. 23	Kansas St. (Championship)		83	79
<b>Dec. 28</b>	<b>Cornell</b>	(H)	<b>77</b>	<b>92</b>
Dec. 31	Notre Dame	(N1)	96	85
<b>Jan. 5</b>	<b>Vanderbilt</b>	(H)	<b>89</b>	<b>*91</b>
<b>Jan. 14</b>	<b>Florida</b>	(A)	<b>72</b>	<b>89</b>
<b>Jan. 16</b>	<b>Georgia</b>	(A)	<b>40</b>	<b>49</b>
Jan. 21	Auburn	(H)	60	58
<b>Jan. 23</b>	<b>Tennessee</b>	(H)	<b>50</b>	<b>**52</b>
Jan. 28	Louisiana State	(H)	102	72
Jan. 30	Mississippi	(H)	96	53
Feb. 4	Louisiana State	(A)	105	84
Feb. 6	Mississippi	(A)	79	70
<b>Feb. 11</b>	<b>Mississippi State</b>	(H)	<b>72</b>	<b>*77</b>
<b>Feb. 13</b>	<b>Tennessee</b>	(A)	<b>57</b>	<b>76</b>
Feb. 18	Mississippi State	(A)	103	74
Feb. 20	Georgia	(H)	101	76
<b>Feb. 25</b>	<b>Alabama</b>	(A)	<b>71</b>	<b>81</b>
<b>Feb. 27</b>	<b>Auburn</b>	(A)	<b>49</b>	<b>60</b>
<b>Mar. 4</b>	<b>Vanderbilt</b>	(A)	<b>94</b>	<b>110</b>
Mar. 6	Alabama	(H)	110	78

2151 2012

(N1) Louisville  
\* Overtime

\*\* Double Overtime

**1967-68—Won 22, Lost 5.**

COACH: Adolph Rupp  
CAPTAIN: Thad Jaracz

Dec. 2	Michigan	(A)	96	79
Dec. 4	Florida	(H)	99	76
Dec. 6	Xavier	(H)	111	76
Dec. 9	Pennsylvania	(H)	64	49
<b>Dec. 12</b>	<b>North Carolina</b>	(N1)	<b>77</b>	<b>84</b>

UK INVITATIONAL TOURNAMENT

Dec. 22	Dayton		88	85
Dec. 23	South Carolina		76	66

(Championship)

Dec. 30	Notre Dame	(N2)	81	73
Jan. 6	Vanderbilt	(A)	94	78
Jan. 8	Alabama	(A)	84	76
<b>Jan. 13</b>	<b>Florida</b>	(A)	<b>78</b>	<b>96</b>
Jan. 15	Georgia	(H)	104	73
<b>Jan. 20</b>	<b>Auburn</b>	(A)	<b>73</b>	<b>74</b>
<b>Jan. 22</b>	<b>Tennessee</b>	(A)	<b>59</b>	<b>87</b>
Jan. 27	Louisiana State	(A)	121	95
Jan. 29	Mississippi	(A)	85	76
Feb. 3	Louisiana State	(H)	109	96
Feb. 5	Mississippi	(H)	78	62
Feb. 10	Mississippi State	(A)	92	84
Feb. 12	Tennessee	(H)	60	59
Feb. 17	Mississippi State	(H)	107	81
Feb. 19	Georgia	(A)	106	87
Feb. 24	Alabama	(H)	96	83
Feb. 26	Auburn	(H)	89	57
Mar. 2	Vanderbilt	(H)	85	80

SEC Champions

NCAA TOURNAMENT  
MIDEAST REGIONAL

Lexington, Ky.

Mar. 15	Marquette		107	89
<b>Mar. 16</b>	<b>Ohio State</b>		<b>81</b>	<b>82</b>

2400 2103

(N1) Greensboro, N.C. (N2) Louisville

**1968-69—Won 23, Lost 5.**

COACH: Adolph Rupp  
CAPTAIN: Phil Argento

Nov. 30	Xavier	(H)	115	77
Dec. 2	Miami	(A)	86	77

Date	Team	Site	Ky.	Opp.
<b>Dec. 7</b>	<b>North Carolina</b>	(H)	<b>77</b>	<b>87</b>
Dec. 14	Pennsylvania	(A)	102	78
UK INVITATIONAL TOURNAMENT				
Dec. 20	Michigan		112	104
Dec. 21	Army		80	65
(Championship)				
Dec. 28	Notre Dame	(N1)	110	90
<b>Dec. 31</b>	<b>Wisconsin</b>	(N2)	<b>65</b>	<b>69</b>
Jan. 4	Mississippi	(A)	69	59
Jan. 6	Mississippi State	(A)	91	72
Jan. 11	Florida	(H)	88	67
Jan. 13	Georgia	(H)	88	68
Jan. 18	Tennessee	(A)	69	66
Jan. 25	Louisiana State	(A)	108	96
Jan. 27	Alabama	(A)	83	*70
Feb. 1	Vanderbilt	(H)	103	89
Feb. 3	Auburn	(H)	105	93
Feb. 8	Mississippi	(H)	104	68
Feb. 10	Mississippi State	(H)	91	69
<b>Feb. 15</b>	<b>Florida</b>	(A)	<b>81</b>	<b>82</b>
Feb. 17	Georgia	(A)	85	77
Feb. 22	Louisiana State	(H)	103	89
Feb. 26	Alabama	(H)	108	79
<b>Mar. 1</b>	<b>Vanderbilt</b>	(A)	<b>99</b>	<b>101</b>
Mar. 3	Auburn	(A)	90	86
Mar. 8	Tennessee	(H)	84	69

SEC Champions

NCAA TOURNAMENT  
MIDEAST (Madison, Wisc.)

Mar. 13	Marquette	(N)	74	81
Mar. 15	Miami	(N)	72	71

2542 2199

(N1) Louisville; (N2) Chicago

**1969-70—Won 26, Lost 2.**

COACH: Adolph Rupp  
CO-CAPTAINS: Dan Issel and Mike Pratt

Dec. 1	West Virginia	(H)	106	87
Dec. 6	Kansas	(H)	115	85
Dec. 8	North Carolina	(N1)	94	87
Dec. 13	Indiana	(H)	109	92

UK INVITATIONAL TOURNAMENT

Dec. 19	Navy		73	59
Dec. 20	Duke		98	76

(Championship)

Dec. 27	Notre Dame	(N2)	102	100
Dec. 29	Miami (Ohio)	(H)	80	58
Jan. 3	Mississippi	(H)	95	73
Jan. 5	Mississippi State	(H)	111	76
Jan. 10	Florida	(A)	88	69
Jan. 12	Georgia	(A)	72	71
Jan. 17	Tennessee	(H)	68	52
Jan. 24	Louisiana State	(H)	109	96
Jan. 26	Alabama	(H)	86	71
<b>Jan. 31</b>	<b>Vanderbilt</b>	(A)	<b>81</b>	<b>89</b>
Feb. 2	Auburn	(A)	84	83
Feb. 7	Mississippi	(A)	120	85
Feb. 9	Mississippi State	(A)	86	57
Feb. 14	Florida	(H)	110	66
Feb. 16	Georgia	(H)	116	86
Feb. 21	Louisiana State	(A)	121	105
Feb. 23	Alabama	(A)	98	89
Feb. 28	Vanderbilt	(H)	90	86
Mar. 2	Auburn	(H)	102	81
Mar. 7	Tennessee	(A)	86	69

SEC Champions

NCAA TOURNAMENT  
MIDEAST (Columbus, Ohio)

Mar. 12	Notre Dame	(N3)	109	99
<b>Mar. 14</b>	<b>Jacksonville</b>	(N3)	<b>100</b>	<b>106</b>

2709 2253

(N1) Charlotte, N.C.; (N2) Louisville;  
(N3) Columbus, Ohio

Date Team Site Ky. Opp.

1970-71—Won 22, Lost 6.

COACH: Adolph Rupp

HON. CO-CAPTAINS: Mike Casey and Larry Steele

Dec. 1	Northwestern	(A)	115	100
Dec. 5	Michigan	(H)	104	93
Dec. 7	West Virginia	(A)	106	100
Dec. 12	Indiana	(A)	95	93

UK INVITATIONAL TOURNAMENT

Dec. 18	De Paul		106	85
Dec. 19	Purdue		83	89

(Championship)

Dec. 22	Oregon State	(H)	84	78
Dec. 29	Notre Dame	(N1)	92	99
Jan. 2	Mississippi	(A)	103	95
Jan. 4	Miss. State	(A)	79	71
Jan. 9	Florida	(H)	101	75
Jan. 11	Georgia	(H)	79	66
Jan. 16	Tennessee	(A)	71	75
Jan. 23	Louisiana State	(A)	82	79
Jan. 25	Alabama	(A)	86	73
Jan. 30	Vanderbilt	(H)	102	92
Feb. 1	Auburn	(H)	114	76
Feb. 6	Mississippi	(H)	121	86
Feb. 8	Miss. State	(H)	102	83
Feb. 13	Florida	(A)	65	74
Feb. 15	Georgia	(A)	107	95
Feb. 20	Louisiana State	(H)	110	73
Feb. 22	Alabama	(H)	101	74
Feb. 27	Vanderbilt	(A)	119	90
Mar. 1	Auburn	(A)	102	83
Mar. 6	Tennessee	(H)	84	78

SEC Champions

NCAA TOURNAMENT  
MIDEAST REGIONAL (Athens, Ga.)

Mar. 18	Western Ky. (N2)		83	107
Mar. 20	Marquette (N2)		74	91

2670 2373

(N1) Louisville; (N2) Athens, Ga.

1971-72—Won 21, Lost 7.

COACH: Adolph Rupp

HON. CO-CAPTAINS: Stan Key and Tom Parker

Dec. 1	Northwestern	(H)	94	85
Dec. 4	Kansas	(A)	79	69
Dec. 6	Kansas State	(A)	71	64
Dec. 11	Indiana	(N1)	89	**90
Dec. 13	Michigan State	(H)	85	91

UK INVITATIONAL TOURNAMENT

Dec. 17	Missouri		83	79
Dec. 18	Princeton		96	82

(Championship)

Dec. 28	Notre Dame	(N1)	83	67
Jan. 8	Mississippi	(H)	93	82
Jan. 10	Mississippi State	(H)	104	76
Jan. 15	Florida	(A)	70	72
Jan. 17	Georgia	(A)	73	85
Jan. 22	Tennessee	(H)	72	70
Jan. 24	Vanderbilt	(H)	106	80
Jan. 29	Louisiana State	(H)	89	71
Jan. 31	Alabama	(H)	77	74
Feb. 5	Vanderbilt	(A)	85	*80
Feb. 7	Auburn	(A)	78	72
Feb. 12	Mississippi	(A)	90	82
Feb. 14	Mississippi State	(A)	63	55
Feb. 19	Florida	(H)	95	68
Feb. 21	Georgia	(H)	87	63
Feb. 26	Louisiana State	(A)	71	88
Feb. 28	Alabama	(A)	70	73
Mar. 6	Auburn	(H)	102	67
Mar. 9	Tennessee	(A)	67	66

SEC Co-Champions (Earned NCAA bid by beating Tennessee twice)

NCAA TOURNAMENT  
MIDEAST REGIONAL (Dayton, Ohio)

Date Team Site Ky. Opp.

Mar. 16	Marquette	(N2)	85	69
Mar. 18	Florida State	(N2)	54	73

2311 2093

(N1) Louisville; (N2) Dayton, Ohio

JOE HALL ERA

1972-73—Won 20, Lost 8.

COACH: Joe B. Hall

HON. CAPTAIN: Jim Andrews

Nov. 29	Chilean NAT (Exh)*	(H)	125	62
Dec. 2	Michigan State	(A)	75	66
Dec. 4	Iowa	(H)	66	79
Dec. 9	Indiana	(A)	58	64
Dec. 11	North Carolina	(N1)	70	78

UK INVITATIONAL TOURNAMENT

Dec. 15	Nebraska		85	60
Dec. 16	Oregon		95	68

(Championship)

Dec. 23	Kansas	(H)	77	71
Dec. 30	Notre Dame	(N1)	65	63
Jan. 6	Mississippi	(A)	58	61
Jan. 8	Mississippi State	(A)	90	81
Jan. 13	Florida	(H)	95	65
Jan. 15	Georgia	(H)	89	68
Jan. 20	Tennessee	(A)	64	65
Jan. 22	Vanderbilt	(A)	75	76
Jan. 27	Louisiana State	(A)	86	71
Jan. 29	Alabama	(A)	95	93
Feb. 3	Vanderbilt	(H)	76	83
Feb. 5	Auburn	(H)	88	57
Feb. 10	Mississippi	(H)	88	70
Feb. 12	Mississippi State	(H)	100	*87
Feb. 17	Florida	(A)	94	83
Feb. 19	Georgia	(A)	99	86
Feb. 24	Louisiana State	(H)	94	76
Feb. 26	Alabama	(H)	111	95
Mar. 3	Auburn	(A)	91	79
Mar. 8	Tennessee	(H)	86	81

SEC Champions

NCAA TOURNAMENT

MIDEAST REGIONAL (Nashville, Tenn.)				
Austin Peay	(N2)	106	*100	
Indiana	(N2)	65	72	

2341 2098

(N1) Louisville; (N2) Nashville, Tenn.)

\* Not counted in win or pts. total.

1973-74—Won 13, Lost 13

COACH: Joe B. Hall

CAPTAIN: Ronnie Lyons

Dec. 1	Miami (O.)	(H)	81	68
Dec. 3	Kansas	(A)	63	71
Dec. 8	Indiana	(N1)	68	77
Dec. 10	North Carolina	(N2)	84	101
Dec. 14	Iowa	(A)	88	80

UK INVITATIONAL TOURNAMENT

Dec. 21	Dartmouth		102	77
Dec. 22	Stanford		78	77

(Championship)

Dec. 29	Notre Dame	(N1)	79	94
Jan. 5	Louisiana State	(A)	84	95
Jan. 7	Georgia	(H)	80	74
Jan. 12	Auburn	(H)	79	58
Jan. 14	Tennessee	(A)	54	67
Jan. 19	Mississippi	(H)	93	64
Jan. 21	Alabama	(A)	77	81
Jan. 26	Florida	(A)	91	82
Jan. 28	Vanderbilt	(H)	65	82
Feb. 2	Mississippi State	(A)	82	70
Feb. 4	Louisiana State	(H)	73	70
Feb. 9	Georgia	(A)	86	72
Feb. 11	Auburn	(A)	97	*99
Feb. 16	Tennessee	(H)	61	58
Feb. 18	Mississippi	(A)	60	61
Feb. 23	Alabama	(H)	71	94
Feb. 25	Florida	(H)	65	75
Mar. 2	Vanderbilt	(A)	69	71
Mar. 4	Mississippi State	(H)	108	69

(N1) Louisville; (N2) Greensboro, N.C.

Date	Team	Ky.	Opp.
1974 AUSTRALIAN EXHIBITION TOUR (Not Counted in Won-Lost Record)			
May 13	Tahitian National Team	116	62
May 17	<b>Australia</b>	<b>87</b>	<b>97</b>
May 18	Newcastle	90	78
May 19	N.S.W. All Stars	123	67
May 21	Illawarra Hawks	115	57
May 22	N.S.W. All Stars	106	50
May 23	A.C.T.	96	69
May 25	Bulleen Heidelberg	88	83
May 26	St. Kilda Business House	80	67
May 27	Nunawading	99	82
May 28	<b>Melbourne</b>	<b>79</b>	<b>86</b>
May 30	Gippsland All Stars	127	74
May 31	Bulleen Heidelberg	72	71
June 1	Laker All Stars	111	83
June 3	So. Australian All Stars	109	96
June 4	So. Australian All Stars	110	81
June 5	So. Australian All Stars	111	84
June 6	Coburg	108	82
June 7	St. Kilda Business House	96	85

1923 1454

### 1974-75—Won 26, Lost 5

COACH: Joe B. Hall

CAPTAIN: Jimmy Dan Conner

Nov. 25	Ath. In Action*	(H)	103	65
Nov. 30	Northwestern	(H)	97	70
Dec. 2	Miami (O.)	(A)	80	73
Dec. 7	<b>Indiana</b>	(A)	<b>74</b>	<b>98</b>
Dec. 9	North Carolina	(N1)	90	78

### UK INVITATIONAL TOURNAMENT

Dec. 20	Washington State	97	75
Dec. 21	Oklahoma State (Championship)	90	65

Date	Team	Site	Ky.	Opp.
Dec. 23	Kansas	(N1)	100	63
Dec. 28	Notre Dame	(N1)	113	96
Jan. 4	L. S. U.	(H)	115	80
Jan. 6	Georgia	(A)	96	77
Jan. 11	<b>Auburn</b>	(A)	<b>85</b>	<b>90</b>
Jan. 13	Tennessee	(H)	88	82
Jan. 18	Mississippi	(A)	85	82
Jan. 20	Alabama	(H)	74	69
Jan. 25	Florida	(H)	87	65
Jan. 27	Vanderbilt	(A)	91	90
Feb. 1	Mississippi State	(H)	112	79
Feb. 3	L. S. U.	(A)	77	76
Feb. 8	Georgia	(H)	75	61
Feb. 10	Auburn	(H)	119	76
Feb. 15	<b>Tennessee</b>	(A)	<b>98</b>	<b>103</b>
Feb. 17	Mississippi	(H)	108	89
Feb. 22	Alabama	(A)	84	79
Feb. 24	<b>Florida</b>	(A)	<b>58</b>	<b>66</b>
Mar. 1	Vanderbilt	(H)	109	84
Mar. 8	Mississippi State	(A)	118	80
SEC Co-Champions				

### NCAA TOURNAMENT

#### Mideast Regional

(Tuscaloosa, Ala., and Dayton, O.)

Mar. 15	Marquette	(N2)	76	54
Mar. 20	Central Michigan	(N3)	90	73
Mar. 22	Indiana	(N3)	92	90
Finals (San Diego, CA.)				
Mar. 29	Syracuse	(N4)	95	79
Mar. 31	<b>UCLA</b>	(N4)	<b>85</b>	<b>92</b>
			2858	2434

\* Exhibition—Not counted in won-lost record.  
(N1) Louisville; (N2) Tuscaloosa, Ala.; (N3) Dayton, O.; (N4) San Diego, CA.

## KENTUCKY'S HOME ATTENDANCE

Year	No. Games	Attendance	Average
1974-75	12	138,098	11,539
1973-74	12	130,755	10,896
1972-73	13	150,856	11,604
1971-72	13	150,297	11,561
1970-71	13	152,471	11,728
1969-70	15	181,295	12,086
1968-69	13	165,500	11,821
1967-68	16	178,000	11,333
1966-67	13	136,588	10,502
1965-66	13	149,571*	11,505
1964-65	14	151,000	10,786
1963-64	14	165,650	11,117
1962-63	15	153,132	10,208
1961-62	16	165,495	10,343
1960-61	14	129,978	9,284
1959-60	13	138,995	10,692
1958-59	15	177,824	11,855
1957-58	13	124,461	9,574
1956-57	14	129,733	9,266
1955-56	13	126,104	9,700

\* Season high in the nation.

# Reflections '75★



## A YEAR TO REMEMBER

The Kentucky Wildcats, standard bearer for the Southeastern Conference in the 1974-75 NCAA basketball tournament, came close, but fell victim in the championship game to the UCLA Bruins, as 10 others have done in the past 12 years.

Nevertheless, it was a great year for the Wildcats, who wrote another chapter in their never ending legend of championship basketball. Perhaps never in Wildcat history have fans taken to a team as rapidly as they took to the "Super-Cats" of this season.

Except for a brief six-minute stretch of Kentucky's win over Alabama at Tuscaloosa, Feb. 22, national television viewers got their first full exposure of UK coach Joe B. Hall's style of basketball when the Cats clobbered Marquette, 76-54, in the first round of the NCAA tournament at Tuscaloosa.

That started the ball rolling as fans with Kentucky backgrounds throughout the nation experienced a rebirth in their hopes for a fifth NCAA championship.

On to Dayton, O., for the Mideast Regional—after the Cats beat Central Michigan, 90-73, they astounded the basketball world by stunning top-ranked and unbeaten Indiana, 92-90, for a berth in the national finals.

The Indiana game was the "world championship" as far as the Wildcats were concerned.

And Kentucky fans reacted the same way. A three-mile long caravan from Dayton to Lexington, preceded by a Kentucky State Police escort which picked them up at the Kentucky line, was greeted at every overpass by crowds of people from small towns along the route. Farmers tilling their land stopped work and waved, some raising their index fingers indicating the Wildcats were No. 1 in their book.

A tumultous crowd of 8,000 people was on hand at Memorial Coliseum to greet the victorious Wildcats in an impromptu celebration.

Mail and telegrams swamped the basketball office.

The Coliseum scene was repeated 10-days later as the Wildcats returned from San Diego with the second place trophy securely in grasp.


As the players were introduced to the Coliseum crowd, each had something to say. From the seniors, it was a general thank you for the tremendous support from the fans and for a wonderful four years. From the underclassmen, it was a promise for a national championship.

Kentucky's share of the SEC title with Alabama marked its fifth tie, and its 29th championship. The National runner-up title was its second.

Senior Kevin Grevey, the Wildcat's 26th All-American as a junior, was so honored again last season, and in scoring 730 points, became second in UK's all-time scoring parade as well as scoring the second highest single season total ever. Grevey finished his career with 1,801 points, a 21.4 average for 84 games.

Captain Jimmy Dan Conner became the 22nd Wildcat to crash the 1,000 Point Club, finishing his career with 1,009 points.

It was a year long to be remembered.



**WILDCATS AT SAN DIEGO**—While basketball was the main theme last March in sunny California, the Wildcats enjoyed a visit to San Diego's famed zoo.

At top, team members view an aquatic scene, while at bottom, Rick Robey gets acquainted with one of the zoo's cuties.

## WILDCATS NEW HOME — THE LEXINGTON CENTER AND RUPP ARENA



WHERE THE CATS WILL PLAY—A scale model of the \$46 million Lexington Center shows hotel (left), retail mall (center, foreground), Rupp Arena (center, background), and the convention-exhibition hall, (right). The scale model, made almost entirely of plexiglass, cost nearly \$20,000 to build.

The most extensive and exciting development in Kentucky is the new multi-use facility covering an 11-acre site in downtown Lexington. Known as Lexington Center, it will offer entertainment on a scale never before seen in Central and Eastern Kentucky in the 23,000 seat arena. Additionally, there will be a unique shopping experience in the 95,000 square foot three level retail mall enclosed within a bronze glass atrium.

With the newly renovated Lexington Opera House nearby, this will serve as the focal point of Lexington's cultural and commercial activity.



The 23,000 seat arena, named after former Kentucky Basketball coach Adolph Rupp, will be the new home for the University of Kentucky Wildcats.

NCAA regional and final tournaments, the Kentucky State High School tournament, and many other sports spectacles are expected to be held in this unique facility.

To accommodate all types of activities, the multi-use arena has 10,000 seats in the lower seating area and more than 13,000 seats in the upper seating area. The latter can be visually isolated to provide a more natural setting for small shows. The arena is fully air-conditioned, equipped with a high quality sound system and complete lighting for events and color television coverage. Special attention has been paid to such facilities as dressing rooms, service entrances and storage areas.

A 17-story hotel to be operated by the Hyatt chain will rise majestically to the left of Rupp Arena, furnishing Lexington with the newest, most modern and best-equipped hotel facility in the area.





**THE NATION'S FINEST**—Pictured above are two live views of the Rupp Arena portion of the Lexington Center as it looked in November 1975. Work is ahead of schedule on the structure which will house the Wildcats in 1976-77.

## 1975-76 SEC Basketball Schedule

January 3  
**U.K. AT MISS. STATE**  
 Vanderbilt at Alabama  
 Florida at Ole Miss  
 Tennessee at Georgia  
 Auburn at LSU (TV)

January 5  
**U.K. AT ALABAMA**  
 Auburn at Ole Miss  
 Florida at LSU  
 Vanderbilt at Miss. State

January 10  
**TENNESSEE AT U.K.**  
 Miss. State at Florida  
 Georgia at Vanderbilt (TV)  
 Alabama at Auburn  
 Ole Miss at LSU

January 12  
**GEORGIA AT U.K.**  
 Alabama at Florida  
 Miss. State at Auburn  
 Tennessee at Vanderbilt

January 17  
**VANDERBILT AT U.K. (TV\*)**  
 LSU at Alabama  
 Florida at Tennessee  
 Auburn at Georgia  
 Ole Miss at Miss. State

January 19  
 Auburn at Tennessee  
 Ole Miss at Alabama  
 Florida at Georgia  
 LSU at Miss. State

January 24  
**U.K. AT FLORIDA**  
 Miss. State at Alabama  
 Vanderbilt at Auburn  
 Georgia at LSU  
 Tennessee at Ole Miss (TV)

January 26  
**U.K. AT AUBURN**  
 Vanderbilt at Florida  
 Georgia at Ole Miss  
 Tennessee at LSU

January 31  
**OLE MISS AT U.K.**  
 Alabama at Tennessee  
 Miss. State at Georgia  
 Auburn at Florida  
 LSU at Vanderbilt

February 2  
**LSU AT U.K.**  
 Alabama at Georgia  
 Ole Miss at Vanderbilt  
 Miss. State at Tennessee

February 7  
**U.K. AT TENN. (TV)**  
 Florida at Miss. State  
 Vanderbilt at Georgia  
 Auburn at Alabama  
 LSU at Ole Miss

February 9  
**U.K. AT GEORGIA**  
 Florida at Alabama  
 Auburn at Miss. State  
 Vanderbilt at Tennessee

February 14  
**U.K. AT VANDERBILT**  
 Alabama at LSU  
 Tennessee at Florida  
 Georgia at Auburn (TV)  
 Miss. State at Ole Miss

February 16  
 Tennessee at Auburn  
 Alabama at Ole Miss  
 Georgia at Florida  
 Miss. State at LSU

February 21  
**FLORIDA AT U.K.**  
 Alabama at Miss. State (TV)  
 Auburn at Vanderbilt  
 LSU at Georgia  
 Ole Miss at Tennessee

February 23  
**AUBURN AT U.K.**  
 Florida at Vanderbilt  
 Ole Miss at Georgia  
 LSU at Tennessee

February 28  
**U.K. AT OLE MISS**  
 Tennessee at Alabama (TV)  
 Georgia at Miss. State  
 Vanderbilt at LSU  
 Florida at Auburn

March 1  
**U.K. AT LSU**  
 Georgia at Alabama  
 Vanderbilt at Ole Miss  
 Tennessee at Miss. State

March 6  
**ALABAMA AT U.K. (TV\*)**  
 LSU at Auburn  
 Ole Miss at Florida  
 Miss. State at Vanderbilt  
 Georgia at Tennessee

March 8  
**MISS. STATE AT U.K.**  
 Alabama at Vanderbilt  
 LSU at Florida  
 Ole Miss at Auburn

\* - National Television



LEDFORD



HACKER



TREASE



KNIGHT

## KENTUCKY RADIO, TELEVISION NETWORKS RANK WITH BEST IN NATION

Kentucky basketball has captured the imagination of fans throughout the country for years and the UK Radio Network deserves a large share of credit for popularizing Wildcat basketball into the far reaches of the East, Midwest and South.

Synonymous with the Wildcats is sportscaster Cawood Ledford, Sports Director of WHAS-Radio-TV, Louisville, who enters his ninth year with the network and 22nd year of covering Kentucky.

Assisting Ledford is Ralph Hacker, station manager of WVLK Radio in Lexington, who enters his second year as color commentator for the network after having covered the Wildcats for nine years. Together, this broadcasting team brings all the excitement and color of UK basketball, both on and off the court, to a large radio audience.

Co-originating stations for the Lexington based firm of Jim Host and Associates, Inc., which owns broadcast rights to the network, are WHAS (840kc) and WVLK (590kc). Now entering its second year of a three-year contract, the Host firm has built up the network from 27 stations to a record total of 59 stations, one of the nation's largest collegiate basketball networks.

The UK Television Network enters its sixth year with WAVE-TV of Louisville as the Coordinating Co-Bidder with WKYT-TV of Lexington and WFIE-TV of Evansville, Ind.

The Network, which handles delayed telecasts of Wildcat games in Memorial Coliseum and Freedom Hall in Louisville, has expanded to a three-state network this year with the addition of WOWK-TV and WSAZ-TV in Huntington, W. Va.

Games in the University of Kentucky Invitational Tournament will be telecast live if both sessions are sellouts; otherwise, it will be on a delayed basis.

Tipoff time for regular season games is 11:30 p.m., EST.

UKIT tipoff is approximately 9:00 p.m. Dec. 19, and the same time Dec. 20 if UK wins their first game. A loss would put them in the consolation game at 7:00 p.m.

Handling the play-by-play and color for the telecasts are Denny Trease, Sports Director of WKYT-TV, Lexington, and Joe Knight of WAVE-TV Sports, Louisville,

### TELEVISION COVERAGE

The following stations are included on the network:

- Channel 3—WAVE-TV, Louisville
- Channel 27—WKYT-TV, Lexington
- Channel 14—WFIE-TV, Evansville, Ind.
- Channel 57—WKYH-TV, Hazard
- Channel 13—WBKO-TV, Bowling Green
- Channel 13—WOWK-TV, Huntington, W. Va.
- Channel 3—WSAZ-TV, Huntington, W. Va. (UKIT, Only).

