

A GREAT AND GROWING UNIVERSITY

Founded in 1865 under the provisions of the Morrill Land-Grant Act, the University of Kentucky began with a modest enrollment of about 200 and a staff of 11.

For the first 40 years enrollment remained small and the liberal arts studies attracted more students than the offerings in engineering and agriculture.

By the turn of the century, the University was becoming one of the most important institutions in the Commonwealth. The Kentucky Agricultural Experiment Station, focal point of the University's continuing commitment to agricultural research, began in the late 1880s. Between 1900 and 1920, several reorganizations laid down the basic outline of the schools and colleges which exist to this day.

UK took its present name in 1916 and at the same time assumed the responsibility of being the state's principal institution for teaching, research and service.

From its modest beginnings more than a century ago the University in modern times has grown at a rapid rate with enrollment more than doubling in the past 10 years.

The University operates on a current budget of \$219,653,700, with about half of this coming from state appropriations and the remainder from student fees, federal and county appropriations, endowments, gifts and grants, and miscellaneous sources.

The University operates on a current budget of \$219,653,700, with about half of this coming from state appropriations and the remainder from student fees, federal and county appropriations, endowments, gifts and grants, and miscellaneous sources.

The University operates on a current budget of \$219,653,700, with about half of this coming from state appropriations and the remainder from student fees, federal and county appropriations, endowments, gifts and grants, and miscellaneous sources.

The University operates on a current budget of \$219,653,700, with about half of this coming from state appropriations and the remainder from student fees, federal and county appropriations, endowments, gifts and grants, and miscellaneous sources.

The University operates on a current budget of \$219,653,700, with about half of this coming from state appropriations and the remainder from student fees, federal and county appropriations, endowments, gifts and grants, and miscellaneous sources.

The University operates on a current budget of \$219,653,700, with about half of this coming from state appropriations and the remainder from student fees, federal and county appropriations, endowments, gifts and grants, and miscellaneous sources.

The University operates on a current budget of \$219,653,700, with about half of this coming from state appropriations and the remainder from student fees, federal and county appropriations, endowments, gifts and grants, and miscellaneous sources.

The University operates on a current budget of \$219,653,700, with about half of this coming from state appropriations and the remainder from student fees, federal and county appropriations, endowments, gifts and grants, and miscellaneous sources.

The University operates on a current budget of \$219,653,700, with about half of this coming from state appropriations and the remainder from student fees, federal and county appropriations, endowments, gifts and grants, and miscellaneous sources.

The University operates on a current budget of \$219,653,700, with about half of this coming from state appropriations and the remainder from student fees, federal and county appropriations, endowments, gifts and grants, and miscellaneous sources.

The University operates on a current budget of \$219,653,700, with about half of this coming from state appropriations and the remainder from student fees, federal and county appropriations, endowments, gifts and grants, and miscellaneous sources.

The University operates on a current budget of \$219,653,700, with about half of this coming from state appropriations and the remainder from student fees, federal and county appropriations, endowments, gifts and grants, and miscellaneous sources.

The University operates on a current budget of \$219,653,700, with about half of this coming from state appropriations and the remainder from student fees, federal and county appropriations, endowments, gifts and grants, and miscellaneous sources.

The University operates on a current budget of \$219,653,700, with about half of this coming from state appropriations and the remainder from student fees, federal and county appropriations, endowments, gifts and grants, and miscellaneous sources.

The University operates on a current budget of \$219,653,700, with about half of this coming from state appropriations and the remainder from student fees, federal and county appropriations, endowments, gifts and grants, and miscellaneous sources.

The University operates on a current budget of \$219,653,700, with about half of this coming from state appropriations and the remainder from student fees, federal and county appropriations, endowments, gifts and grants, and miscellaneous sources.

The University operates on a current budget of \$219,653,700, with about half of this coming from state appropriations and the remainder from student fees, federal and county appropriations, endowments, gifts and grants, and miscellaneous sources.

The University operates on a current budget of \$219,653,700, with about half of this coming from state appropriations and the remainder from student fees, federal and county appropriations, endowments, gifts and grants, and miscellaneous sources.

The University operates on a current budget of \$219,653,700, with about half of this coming from state appropriations and the remainder from student fees, federal and county appropriations, endowments, gifts and grants, and miscellaneous sources.

The University operates on a current budget of \$219,653,700, with about half of this coming from state appropriations and the remainder from student fees, federal and county appropriations, endowments, gifts and grants, and miscellaneous sources.

The University operates on a current budget of \$219,653,700, with about half of this coming from state appropriations and the remainder from student fees, federal and county appropriations, endowments, gifts and grants, and miscellaneous sources.

The University operates on a current budget of \$219,653,700, with about half of this coming from state appropriations and the remainder from student fees, federal and county appropriations, endowments, gifts and grants, and miscellaneous sources.

The University operates on a current budget of \$219,653,700, with about half of this coming from state appropriations and the remainder from student fees, federal and county appropriations, endowments, gifts and grants, and miscellaneous sources.

The University operates on a current budget of \$219,653,700, with about half of this coming from state appropriations and the remainder from student fees, federal and county appropriations, endowments, gifts and grants, and miscellaneous sources.

ENROLLMENT

There are more than 20,000 students on the Lexington campus and 17,000 students in the 13 community colleges across the state operated by the University of Kentucky.

Kentucky residents represent 83 percent of the enrollment on the Lexington campus. There also are some 450 students from about 70 different foreign countries each year on campus.

THE CAMPUS

The central campus, near downtown Lexington, comprises about 625 acres of land on which there are more than 200 buildings and other structures, walks, malls, gardens, playing fields, recreation space and parking.

The University also has 6,750 acres in agricultural research farms and 4-H Club centers in various parts of the state and 14,495 acres in its Robinson Forest in Eastern Kentucky.

BUDGET

The University operates on a current budget of \$219,653,700, with about half of this coming from state appropriations and the remainder from student fees, federal and county appropriations, endowments, gifts and grants, and miscellaneous sources.

The University operates on a current budget of \$219,653,700, with about half of this coming from state appropriations and the remainder from student fees, federal and county appropriations, endowments, gifts and grants, and miscellaneous sources.

The University operates on a current budget of \$219,653,700, with about half of this coming from state appropriations and the remainder from student fees, federal and county appropriations, endowments, gifts and grants, and miscellaneous sources.

The University operates on a current budget of \$219,653,700, with about half of this coming from state appropriations and the remainder from student fees, federal and county appropriations, endowments, gifts and grants, and miscellaneous sources.

The University operates on a current budget of \$219,653,700, with about half of this coming from state appropriations and the remainder from student fees, federal and county appropriations, endowments, gifts and grants, and miscellaneous sources.

The University operates on a current budget of \$219,653,700, with about half of this coming from state appropriations and the remainder from student fees, federal and county appropriations, endowments, gifts and grants, and miscellaneous sources.

The University operates on a current budget of \$219,653,700, with about half of this coming from state appropriations and the remainder from student fees, federal and county appropriations, endowments, gifts and grants, and miscellaneous sources.

The University operates on a current budget of \$219,653,700, with about half of this coming from state appropriations and the remainder from student fees, federal and county appropriations, endowments, gifts and grants, and miscellaneous sources.

The University operates on a current budget of \$219,653,700, with about half of this coming from state appropriations and the remainder from student fees, federal and county appropriations, endowments, gifts and grants, and miscellaneous sources.

The University operates on a current budget of \$219,653,700, with about half of this coming from state appropriations and the remainder from student fees, federal and county appropriations, endowments, gifts and grants, and miscellaneous sources.

The University operates on a current budget of \$219,653,700, with about half of this coming from state appropriations and the remainder from student fees, federal and county appropriations, endowments, gifts and grants, and miscellaneous sources.

The University operates on a current budget of \$219,653,700, with about half of this coming from state appropriations and the remainder from student fees, federal and county appropriations, endowments, gifts and grants, and miscellaneous sources.

The University operates on a current budget of \$219,653,700, with about half of this coming from state appropriations and the remainder from student fees, federal and county appropriations, endowments, gifts and grants, and miscellaneous sources.

The University operates on a current budget of \$219,653,700, with about half of this coming from state appropriations and the remainder from student fees, federal and county appropriations, endowments, gifts and grants, and miscellaneous sources.

The University operates on a current budget of \$219,653,700, with about half of this coming from state appropriations and the remainder from student fees, federal and county appropriations, endowments, gifts and grants, and miscellaneous sources.

The University operates on a current budget of \$219,653,700, with about half of this coming from state appropriations and the remainder from student fees, federal and county appropriations, endowments, gifts and grants, and miscellaneous sources.

The University operates on a current budget of \$219,653,700, with about half of this coming from state appropriations and the remainder from student fees, federal and county appropriations, endowments, gifts and grants, and miscellaneous sources.

The University operates on a current budget of \$219,653,700, with about half of this coming from state appropriations and the remainder from student fees, federal and county appropriations, endowments, gifts and grants, and miscellaneous sources.

FACULTY AND STAFF

The University employs more than 9,000 people, including faculty and staff, on the Lexington campus. There are more than 2,000 faculty on the Lexington campus and 580 in the community colleges.

The gross monthly payroll on the Lexington campus alone is about \$9 million.

17 ACADEMIC COLLEGES

The University of Kentucky has a Graduate School and 17 academic colleges, including:

Arts and Sciences . . . Agriculture . . . Engineering . . . Business and Economics . . . Education . . . Home Economics . . . Library Science . . . Social Professions . . . Architecture . . . Communications . . . Fine Arts . . . Law . . . Medicine . . . Dentistry . . . Nursing . . . Allied Health Professions . . . Pharmacy.

DEGREES

In the 1976-77 school year, the University conferred a total of 5,917 degrees — 2,649 bachelors, 849 masters, 146 doctoral, 7 specialist in education, 317 first professional (medicine, law, dentistry and pharmacy) and 1,949 associate degrees in UK community colleges.

RESEARCH

The University of Kentucky is the leading institution in the state by far in terms of available research dollars and ranks among the top higher education research institutions in the nation. In fiscal year 1976-77 the University attracted \$39 million in research funding, a solid testimonial to the outstanding faculty at the University.

GIFTS AND GRANTS

The University received almost \$3 million in private gifts and grants during the 1976-77 fiscal year. Alumni and other friends of the University gave a record \$621,000 to the University through the annual-giving fund last year, and more than \$13 million has been given to the University through the UK Fellows program in the past 11 years.

The University received almost \$3 million in private gifts and grants during the 1976-77 fiscal year. Alumni and other friends of the University gave a record \$621,000 to the University through the annual-giving fund last year, and more than \$13 million has been given to the University through the UK Fellows program in the past 11 years.

The University received almost \$3 million in private gifts and grants during the 1976-77 fiscal year. Alumni and other friends of the University gave a record \$621,000 to the University through the annual-giving fund last year, and more than \$13 million has been given to the University through the UK Fellows program in the past 11 years.

The University received almost \$3 million in private gifts and grants during the 1976-77 fiscal year. Alumni and other friends of the University gave a record \$621,000 to the University through the annual-giving fund last year, and more than \$13 million has been given to the University through the UK Fellows program in the past 11 years.

The University received almost \$3 million in private gifts and grants during the 1976-77 fiscal year. Alumni and other friends of the University gave a record \$621,000 to the University through the annual-giving fund last year, and more than \$13 million has been given to the University through the UK Fellows program in the past 11 years.

The University received almost \$3 million in private gifts and grants during the 1976-77 fiscal year. Alumni and other friends of the University gave a record \$621,000 to the University through the annual-giving fund last year, and more than \$13 million has been given to the University through the UK Fellows program in the past 11 years.

The University received almost \$3 million in private gifts and grants during the 1976-77 fiscal year. Alumni and other friends of the University gave a record \$621,000 to the University through the annual-giving fund last year, and more than \$13 million has been given to the University through the UK Fellows program in the past 11 years.

The University received almost \$3 million in private gifts and grants during the 1976-77 fiscal year. Alumni and other friends of the University gave a record \$621,000 to the University through the annual-giving fund last year, and more than \$13 million has been given to the University through the UK Fellows program in the past 11 years.

The University received almost \$3 million in private gifts and grants during the 1976-77 fiscal year. Alumni and other friends of the University gave a record \$621,000 to the University through the annual-giving fund last year, and more than \$13 million has been given to the University through the UK Fellows program in the past 11 years.

The University received almost \$3 million in private gifts and grants during the 1976-77 fiscal year. Alumni and other friends of the University gave a record \$621,000 to the University through the annual-giving fund last year, and more than \$13 million has been given to the University through the UK Fellows program in the past 11 years.

The University received almost \$3 million in private gifts and grants during the 1976-77 fiscal year. Alumni and other friends of the University gave a record \$621,000 to the University through the annual-giving fund last year, and more than \$13 million has been given to the University through the UK Fellows program in the past 11 years.

The University received almost \$3 million in private gifts and grants during the 1976-77 fiscal year. Alumni and other friends of the University gave a record \$621,000 to the University through the annual-giving fund last year, and more than \$13 million has been given to the University through the UK Fellows program in the past 11 years.

The University received almost \$3 million in private gifts and grants during the 1976-77 fiscal year. Alumni and other friends of the University gave a record \$621,000 to the University through the annual-giving fund last year, and more than \$13 million has been given to the University through the UK Fellows program in the past 11 years.

The University received almost \$3 million in private gifts and grants during the 1976-77 fiscal year. Alumni and other friends of the University gave a record \$621,000 to the University through the annual-giving fund last year, and more than \$13 million has been given to the University through the UK Fellows program in the past 11 years.

The University received almost \$3 million in private gifts and grants during the 1976-77 fiscal year. Alumni and other friends of the University gave a record \$621,000 to the University through the annual-giving fund last year, and more than \$13 million has been given to the University through the UK Fellows program in the past 11 years.

The University received almost \$3 million in private gifts and grants during the 1976-77 fiscal year. Alumni and other friends of the University gave a record \$621,000 to the University through the annual-giving fund last year, and more than \$13 million has been given to the University through the UK Fellows program in the past 11 years.

The University received almost \$3 million in private gifts and grants during the 1976-77 fiscal year. Alumni and other friends of the University gave a record \$621,000 to the University through the annual-giving fund last year, and more than \$13 million has been given to the University through the UK Fellows program in the past 11 years.

The University received almost \$3 million in private gifts and grants during the 1976-77 fiscal year. Alumni and other friends of the University gave a record \$621,000 to the University through the annual-giving fund last year, and more than \$13 million has been given to the University through the UK Fellows program in the past 11 years.

The University received almost \$3 million in private gifts and grants during the 1976-77 fiscal year. Alumni and other friends of the University gave a record \$621,000 to the University through the annual-giving fund last year, and more than \$13 million has been given to the University through the UK Fellows program in the past 11 years.

The University received almost \$3 million in private gifts and grants during the 1976-77 fiscal year. Alumni and other friends of the University gave a record \$621,000 to the University through the annual-giving fund last year, and more than \$13 million has been given to the University through the UK Fellows program in the past 11 years.

The University received almost \$3 million in private gifts and grants during the 1976-77 fiscal year. Alumni and other friends of the University gave a record \$621,000 to the University through the annual-giving fund last year, and more than \$13 million has been given to the University through the UK Fellows program in the past 11 years.

The University received almost \$3 million in private gifts and grants during the 1976-77 fiscal year. Alumni and other friends of the University gave a record \$621,000 to the University through the annual-giving fund last year, and more than \$13 million has been given to the University through the UK Fellows program in the past 11 years.

The University received almost \$3 million in private gifts and grants during the 1976-77 fiscal year. Alumni and other friends of the University gave a record \$621,000 to the University through the annual-giving fund last year, and more than \$13 million has been given to the University through the UK Fellows program in the past 11 years.

The University received almost \$3 million in private gifts and grants during the 1976-77 fiscal year. Alumni and other friends of the University gave a record \$621,000 to the University through the annual-giving fund last year, and more than \$13 million has been given to the University through the UK Fellows program in the past 11 years.



WHAT TO SEE

You are cordially invited to visit the University of Kentucky campus. Here are some special campus attractions and information on how to take a free campus tour:

BUS TOUR . . . A free, 30-minute guided tour of the UK campus is available Monday through Friday. The public is invited to take the tour aboard a double-deck bus called "Old Blue." The tour begins at 2 p.m. on Administration Drive near Barker Hall and the Administration building.

SCENIC VIEW . . . See Lexington and parts of Fayette County from the 18th floor lounge of the Patterson Office Tower. Visiting hours are 8 a.m. to 5 p.m., Monday through Friday.

ANTHROPOLOGY MUSEUM . . . This campus attraction is open from 8 a.m. to 5 p.m., Monday through Friday in Lafferty Hall. A cultural history of Kentucky is the featured exhibit.





UIS-SP 162 (Rev.) September 1977
Phone: 257-2808.
From Room 101, Mathews Building.
subject to change thereafter. Copies available
A publication of University Information Ser-

Copy 1
1977

FACTS

University
of Kentucky



A GREAT AND GROWING UNIVERSITY

Founded in 1865 under the provisions of the Morrill Land-Grant Act, the University of Kentucky began with a modest enrollment of about 200 and a staff of 11.

For the first 40 years enrollment remained small and the liberal arts studies attracted more students than the offerings in engineering and agriculture.

By the turn of the century, the University was becoming one of the most important institutions in the Commonwealth. The Kentucky Agricultural Experiment Station, focal point of the University's continuing commitment to agricultural research, began in the late 1880s. Between 1900 and 1920, several reorganizations laid down the basic outline of the schools and colleges which exist to this day.

UK took its present name in 1916 and at the same time assumed the responsibility of being the state's principal institution for teaching, research and service.

From its modest beginnings more than a century ago the University in modern times has grown at a rapid rate with enrollment more than doubling in the past 10 years.

ENROLLMENT

There are more than 20,000 students on the Lexington campus and 17,000 students in the 13 community colleges across the state operated by the University of Kentucky.

Kentucky residents represent 83 percent of the enrollment on the Lexington campus. There also are some 450 students from about 70 different foreign countries each year on campus.

THE CAMPUS

The central campus, near downtown Lexington, comprises about 625 acres of land on which there are more than 200 buildings and other structures, walks, malls, gardens, playing fields, recreation space and parking.

The University also has 6,750 acres in agricultural research farms and 4-H Club centers in various parts of the state and 14,495 acres in its Robinson Forest in Eastern Kentucky.

BUDGET

The University operates on a current budget of \$219,653,700, with about half of this coming from state appropriations and the remainder from student fees, federal and county appropriations, endowments, gifts and grants, and miscellaneous sources.


You are cordially invited to visit the University of Kentucky campus. Here are some special campus attractions and information on how to take a free campus tour:

BUS TOUR . . . A free, 30-minute guided tour of the UK campus is available Monday through Friday. The public is invited to take the tour aboard a double-deck bus called "Old Blue." The tour begins at 2 p.m. on Administration Drive near Barker Hall and the Administration building.

SCENIC VIEW . . . See Lexington and parts of Fayette County from the 18th floor lounge of the Paterson Office Tower. Visiting hours are 8 a.m. to 5 p.m., Monday through Friday.

ANTHROPOLOGY MUSEUM . . . This campus attraction is open from 8 a.m. to 5 p.m., Monday through Friday in Lafferty Hall. A cultural history of Kentucky is the featured exhibit.

WHAT TO SEE



FACULTY AND STAFF

The University employs more than 9,000 people, including faculty and staff, on the Lexington campus. There are more than 2,000 faculty on the Lexington campus and 580 in the community colleges.

The gross monthly payroll on the Lexington campus alone is about \$9 million.

17 ACADEMIC COLLEGES

The University of Kentucky has a Graduate School and 17 academic colleges, including:

Arts and Sciences . . . Agriculture . . . Engineering . . . Business and Economics . . . Education . . . Home Economics . . . Library Science . . . Social Professions . . . Architecture . . . Communications . . . Fine Arts . . . Law . . . Medicine . . . Dentistry . . . Nursing . . . Allied Health Professions . . . Pharmacy.

DEGREES

In the 1976-77 school year, the University conferred a total of 5,917 degrees — 2,649 bachelors, 849 masters, 146 doctoral, 7 specialist in education, 317 first professional (medicine, law, dentistry and pharmacy) and 1,949 associate degrees in UK community colleges.

RESEARCH

The University of Kentucky is the leading institution in the state by far in terms of available research dollars and ranks among the top higher education research institutions in the nation. In fiscal year 1976-77 the University attracted \$39 million in research funding, a solid testimonial to the outstanding faculty at the University.

GIFTS AND GRANTS

The University received almost \$3 million in private gifts and grants during the 1976-77 fiscal year. Alumni and other friends of the University gave a record \$621,000 to the University through the annual-giving fund last year, and more than \$13 million has been given to the University through the UK Fellows program in the past 11 years.

A publication of University Information Services. Data current as of September 1977 but subject to change thereafter. Copies available from Room 101, Mathews Building. Phone: 257-2808.

UIS-SP 162 (Rev.) September 1977

Copy 1 1977

COMMUNITY COLLEGES

The University of Kentucky has 13 community colleges scattered across the state at Ashland . . . Henderson . . . Cumberland (Southeast) . . . Elizabethtown . . . Prestonsburg . . . Hopkinsville . . . Somerset . . . Louisville (Jefferson) . . . Paducah . . . Hazard . . . Maysville . . . Madisonville . . . and Lexington (Lexington Technical Institute).

The Community Colleges offer students the opportunity of taking the first two years of their undergraduate work at home or working toward an associate degree in a two-year technical-vocational program to qualify them for job opportunities. The colleges also sponsor numerous continuing education and adult education programs to meet the educational needs of their communities.

Current enrollment in the community colleges is about 17,000, and the colleges granted a total of 1,949 degrees in the 1976-77 school year. Enrollment in the community colleges has more than tripled in the past 10 years.

Tuition for residents of Kentucky at the community colleges is \$195 per semester (\$240 at the Lexington Technical Institute).

MEDICAL CENTER

The Albert B. Chandler Medical Center, through its wide range of programs in education, patient care and research, is committed to meeting the health needs of Kentuckians.

There are five colleges in the Medical Center — Medicine, Dentistry, Nursing, Pharmacy and Allied Health — with more than 1,700 students enrolled.

The University Hospital serves some 16,000 patients annually and accommodates more than 35,000 emergency room visits. Outpatient visits total more than 235,000 annually.

DR. OTIS A. SINGLETARY

Dr. Otis Singletary was named the eighth president of the University in 1969. A history scholar, and a nationally recognized university administrator, he came to UK from Texas where he served as Executive Vice Chancellor for Academic Affairs of the University of Texas System. Under his leadership UK has made tremendous progress in improving the quality of the educational programs of the University and its 13 Community Colleges and Medical Center.



ADMISSION TO THE UNIVERSITY

Kentucky residents normally are admitted as beginning freshmen if they graduate from an accredited high school and submit the results of the American College Test (ACT). However, there are selective admission requirements for freshmen entering the Colleges of Architecture and Allied Health. Non-residents of the state whose records indicate a reasonable probability of academic success at the University also are admitted.

Deadlines for applying for admission to the University are: Fall semester — June 1; Spring semester — Oct. 15; Summer school — April 1.

Information for students on admission to the University may be obtained from 8 a.m. to 5 p.m., Monday through Friday in Room 206 of the Administration Annex, or by writing (Admissions Office, University of Kentucky, Lexington, KY 40506) or telephoning (257-1606).

TUITION

Tuition for full-time (12 hours or more of classwork per semester) undergraduate students who are residents of Kentucky is \$275 per semester; for graduate school \$310; Law \$350; Medicine and Dentistry \$1,200 per year.

Non-resident tuition for full-time undergraduate students is \$750 per semester; graduate school \$800; Law \$875; and Medicine and Dentistry \$2,500 per year.

RESIDENCE HALLS

The University has 18 undergraduate residence halls which can accommodate 4,735 students on campus. In addition, the 22 fraternities and 15 sororities house another 1,432 students. Apartment buildings on campus can accommodate 542 single graduate students. There are also 386 units for married students and 32 spaces for undergraduate international students.

ROOM AND BOARD RATES

Room and board rates for undergraduate students range from \$1,292 to \$1,556 per year, depending on the meal plan selected. There is a choice of four meal plans.

EVENING CLASS PROGRAM

This program includes credit and non-credit classes in the evening. Tuition is \$23 per credit hour. For information on current class schedule and registration call 257-2659 or write Evening Class Program, 112 Frazier Hall.

INDEPENDENT STUDY PROGRAM

This program offers more than 150 University courses for credit by correspondence. The program also offers non-credit courses designed to meet specific vocational needs and 40 courses at the high school level. For information on program offerings and registration call 257-2966 or write Independent Study Program, 1 Frazier Hall.

OFF-CAMPUS PROGRAM

The University offers a number of courses each year at various locations throughout the state based on the educational needs of the local communities. Tuition for these extension programs is \$23 per undergraduate credit hour and \$35 per graduate credit hour. There is also a \$2 service fee for each course. For information on class offerings call 257-2877 or write Off-Campus Class Program, 114 Frazier Hall.

CONTINUING EDUCATION

One of the fastest growing services of the University, continuing education programs are designed to bring people up to date with the latest techniques and information in their fields of work. Numerous colleges of the University — including Medicine, Dentistry, Nursing, Law, Business and Economics and Engineering — now sponsor a year-long series of programs. For information on continuing education programs in your field of interest, call 257-2881.

DONOVAN PROGRAM

Named in honor of the fourth president of the University, the Herman L. Donovan Senior Citizens Fellowship program provides an opportunity for persons 65 years of age or older, regardless of whether they are a resident of the state, to enroll in University courses tuition-free. Some 200 senior citizens participate in this unique program annually.

WE'RE PROUD OF . . .

- Research grants and projects at UK have doubled in less than 10 years and the University has ranked among the top research and doctoral granting universities in the nation.
- Cancer-related research funding at the University of Kentucky has doubled to more than \$4 million since 1974 and the incorporation of the Ephraim McDowell Community Cancer Network, Inc. in 1975.
- The UK Library and its 14 branches now house more than 1.5 million volumes along with one of the nation's largest microtext collections and an extensive body of serial holdings.
- The Tobacco and Health Research Institute at UK is a worldwide leader in the amount of research on the problems of tobacco and health.
- The UK Debate Team consistently ranks among the best college teams in the country in national competition.
- The UK Alumni Association now has about 18,000 members with 27 active clubs in Kentucky and 13 outside the state from Los Angeles to New York.
- Eighty percent of the burley tobacco varieties grown anywhere in the world were developed by the UK College of Agriculture.
- In the 1976-77 academic year, more than 78,000 persons attended musical and theatrical performances and art exhibits on the UK campus.

NICKNAME: "WILDCATS"

"Wildcats," a name that has become synonymous with national champions, is one of the oldest traditions at the University. The name was attached to the University of Kentucky athletic teams in 1909 when the head of the military department commented, "They fought like wildcats," in reference to a 6-2 win over the University of Illinois.



COLORS: BLUE AND WHITE

Blue and white are the colors of the University of Kentucky. A group of Kentucky football stalwarts who met to choose their colors in the 1890s were responsible for the famed blue and white of the University. Someone suggested blue and white — "blue like Dick Stoll's necktie." Judge Richard C. Stoll later became a prominent alumnus and trustee of the University.