





11059903
11059903

Trial Balance H. E. Means 7th Jan'y 1892

1 Capital Stock

95633 39

2 U. S. Bonds

11059903

Trial Balance 18th Sept 1894

11059903
11059903

2 U. S. Bonds	26500 00	1 Capital Stock	11044515
5 U. S. Bonds	7000 00	44 Interest	221268
8 Ash Bank Stock	1600 00	80 Dividends	102900
16 Ash, Bank safe	23672		
20 Horse "Patney"	17500		
21 Ash, Real Estate	50000		
33 Profit & Loss	63000		
61 Bills Receivable	1983400		
300 Low-Mow Stock	1111111		
301 Norton "	800000		
302 A. C. & S. Ry "	2500000		
304 Electric "	200000		
305 Genevaville Gas "	125000		
306 Ohio Iron Co "	500000		
307 Ice Co "	100000		
308 Nat Union "	200000		
309 Cleve & Pitts "	100000		
310 P. & O. n. w. t. Gas "	75000		
311 Clinton F. B. M. "	10000		
	11368683		1368683

00
50
33
200

3.2



1	Capital Stock		8592675
2	US Bonds	170000	
5	RR Bonds	700000	
8	National Bank Stock	180000	
14	Ashland Nat Bank	35500	
		46500	
20	Patey Horse	17500	
21	Real Estate Ashland	130000	
23	Rents		1200
			122771
			50764
32	Profit-Loss		
43	Interest		176356
61	Bills Receivable	1600000	
300	Low Moor Stock	1000000	
301	Norton Iron Works "	1000000	
302	Asd Ry Co	2500000	
304	Electric Light Co "	30000	
305	Janesville Gas Co "	40000	
306	Ohio Iron Co "	600000	
307	Ashland Artific Ice Co "	50000	
		2400000	302000
		9403002	9403002

Loose Item

15th Jan'y 1894

Trial Balance Harner & Means

2	U. S. Bonds	2200000	1	Capital Stock	10491122
5	R. R. Bonds	700000	44	Interest	242195
8	Ash Bank Stock	160000	80	Dividends	326586
16	Ash Bank a/c	182504			11059903
20	Horse Patecy	17500			
21	Ash Real Estate	50000			
33	Profit & Loss	15388			
61	Bills Receivable	2013400			
300	Low Moor Stock	1111111			
301	Norton Dr "	800000			
302	A. C. & S. Ry "	2500000			
304	Electric "	200000			
305	Zanesville Gas "	125000			
306	Ohio Iron Co "	500000			
307	Ice Co "	100000			
308	Met Union "	200000			
309	Cleve & Pitts "	100000			
310	Portsmouth Gas "	75000			
311	Clinton T. B. "	10000			
		11059903			11059903

Trial Balance 18th Sept 1894

2	U. S. Bonds	2650000	1	Capital Stock	11044515
5	R. R. Bonds	700000	44	Interest	221268
8	Ash Bank Stock	160000	80	Dividends	102900
16	Ash. Bank a/c	23672			
20	Horse "Patecy"	17500			
21	Ash. Real Estate	50000			
33	Profit & Loss	63000			
61	Bills Receivable	1983400			
300	Low Moor Stock	1111111			
301	Norton "	800000			
302	A. C. & S. Ry "	2500000			
304	Electric "	200000			
305	Zanesville Gas "	125000			
306	Ohio Iron Co "	500000			
307	Ice Co "	100000			
308	Met Union "	200000			
309	Cleve & Pitts "	100000			
310	Portsmouth Gas "	75000			
311	Clinton T. B. "	10000			
		11368683			11368683

Loose Item

Trial Balance H. E. Means 16th Jan'y 1893

2	U. S. Bonds	1800000	1	Capital Stock	10198322
5	R. R. "	700000	43	Interest	218175
8	Ash. Nat Bank Stock	160000	80	Dividends	24062.5
15	" " " a/c	504047			10657122
20	Horse "Patsy"	17500			
21	Ash. Real Estate	50000			
33	Profit & Loss	166000			
61	Bills Receivable	1924575			
300	Low Moor Stock	1000000			
301	Norton I. W. "	800000			
302	A. C. & S. Ry. "	2500000			
304	Electric Light "	100000			
305	Zanesville Gas "	125000			
306	Ohio Iron Co "	500000			
307	Ash. Art. Ice "	100000			
308	W. U. Tel "	110000			
309	Cleve & Pitts Ry "	100000			
		10657122			10657122

Trial Balance H. E. Means 15th Sept 1893

2	U. S. Bonds	2200000	1	Capital Stock	10491122
5	R. R. "	700000	44	Interest	187008
8	Ash. Nat Bk Stock	160000	80	Dividends	236036
15	" " " a/c	25592			10914166
20	Horse Patsy	17500			
21	Ash. Real Estate	50000			
33	Profit & Loss	15388			
61	Bills Receivable	2024575			
300	Low Moor Stock	1111111			
301	Norton I. W. "	800000			
302	A. C. & S. Ry. "	2500000			
304	Electric Light "	200000			
305	Zanesville Gas "	125000			
306	Ohio Iron Co "	500000			
307	Ash. Art Ice Co "	100000			
308	West Union Tel "	200000			
309	Cleve & Pitts Ry "	100000			
310	Ponts Gas & Ice "	75000			
311	Clinton F. B. W. "	100000			
		10914166			10914166

Loose Item

Trial Balance H. E. Means, 7th Jan'y 1892

1	Capital Stock		95633 39
2	U. S. Bonds	18000 00	
5	R. R. Bonds	7000 00	
8	Ash Nat Bank Stock	1800 00	
15	" " " Account	2024 22	
20	Horse Patecy	175 00	
21	Ashland Real Estate (Listed by John Means)	500 00	
23	Reents	Trk	12 00
32	Profit & Loss		1272 50
43	Interest	Trk	2083 33
61	Bills Receivable	17234 00	
80	Dividends	Trk	2982 00
300	Low Moor Stock	10000 00	
301	Norton I. W. "	10000 00	
302	A. C. & J. Ry "	25000 00	
304	Electric Light "	10000 00	
305	Zanesville Gas "	1250 00	
306	Ohio Iron Co "	5000 00	
307	Ice Co "	1000 00	
308	Western Union Telegraph Stock	1000 00	
309	Cleveland & Pitts RR "	1000 00	
		<u>104983 22</u>	<u>104983 22</u>
		\$101,983.22	\$101,983.22

7544.83
 11951.00
 \$6349.83 Pth Balance for year

Loose Item

Final Balance Mrs. H. E. M. 8th Jan'y 1891-

			85926	75
1	Capital Stock			
2	U. S. Bonds	14000		
5	R. R. Bonds	7000		
8	Ash. Nat Bank)	Stock	1800	
14	Ash. Nat. Bank a/c		2658	39
20	Fatley Horse		175	
21	Real Estate Ashland		1300	
23	Rents	P&L		12
32	Profit & Loss		7651	08
43	Interest	P&L	2043	56
61	Bills Receivable		16000	
300	Low Moor	Stock	10000	
301	Norton Iron Works	"	10000	
02	A. C. & J. Ry Co Stock	"	25000	
304	Electric Light Co	"	300	
05	Zanesville Gas Co	"	400	
06	Ohio Iron Co	"	5000	
307	Ash. Artificial Ice Co	"	1000	
308	Western Union Telegraph Co	"	1000	
			95633	39
			95633	39

Loose Item



Trial Balance Mrs H. E. M. 1st Sept 1891

1	Capital Stock			95633.39
2	U. S. Bonds	18000	00	
5	R. R. "	7000	00	
8	Ash. Nat Bank Stock	1800	00	
15	" " " deposit	907	72	
20	Horse Patey	175	00	
21	Auckland Real Estate ^{listed by} J. M.	500	00	
32	Profit & Loss	4240		1372.50
43	Interest			1743.33
61	Bills Receivable	17234	00	
80	Dividends			1757.50
300	Low Moor Stock	10000	00	
301	Norton J. W. "	10000	00	
302	A. C + J Ry "	25000	00	
304	Electric Light "	540	00	
305	Zanesville Gas "	1250	00	
306	Ohio Iron Co "	5000	00	
307	Ice Co "	1000	00	
308	Meters U. Subg. "	1000	00	
309	Clev & Pitts RR "	1000	00	
		100406	72	100406.72
				100406.72

Loose Item

Trial Balance H. E. Meaus 22nd Nov 1892

1	Capital Stock		101 983 22
2	U. S. Bonds	18 000 00	
5	R. R. Bonds	7 000 00	
8	Ach. Nat Bank Stock	1 600 00	
15	" Account	4 206 72	
20	Horse Patsy	175 00	
21	Auckland Real Estate ^(listed by John Meaus)	500 00	
33	Profit & Loss	1 760 00	
43	Interest	0 000 00	2 001 75
61	Bills Receivable	19 245 75	
80	Dividends		1 752 50
300	Law Moor Stock	10 000 00	
301	Norton Iron Works Stock	8 000 00	
302	A. C. & D. Ry Stock	25 000 00	
304	Electric Light Stock	1 000 00	
305	Gauesville Gas Stock	1 250 00	
306	Ohio Iron Co "	5 000 00	
307	Ash Art Ice Co "	1 000 00	
308	W. M. Tel "	1 000 00	
309	Cleve & Pitts R.R. "	1 000 00	
		105 737 47	105 737 47
		105 737 47	105 737 47

Loose Item

17

H. E. Meant

56 M 301
Ledger No. 3

**BLANK
PAGE(S)**

A
B

Ashland Real Estate 21.

Ashland National Bank 11, 12, 13, 14, 15, 16,

Ashland Coal & Iron Railway Co. 20

A. C. & S. Ry. "Stock" 300

Ashland Artificial Ice Co Stock 307

Dr
Bills

Bank of Ashland 19
Bills Receivable 7. 61.

A
B
C
D
E
F
G
H
I
K
L
M
N
O
P
Q
R
S
T
U
V
W
Y
Z

Capital Stock 1

Cleveland & Pittsburgh R. R. Stock 309

Clinton Fire Brick Works Stock 311-

Dividends 80


C
D
E
F
G
H
I
K
L
M
N
O
P
Q
R
S
T
U
V
W
Y
Z

Expenses 52.

Exchange 60

Electric Light Stock 304

E
F
G
H
I
K
L
M
N
O
P
Q
R
S
T
U
V
W
Y
Z



H

Horse "Patey" 20.

G
H
I
K
L
M
N
O
P
Q
R
S
T
U
V
W
Y
Z

Interest 40.42.43.

Handwritten text on the right page, partially visible: ...-Hy. S. C.

Hy. I. O. Hill. Co. "Stock" 303.

I
K
L
M
N
O
P
Q
R
S
T
U
V
W
Y
Z

Lex & Big Sandy Rail Road Co. D. 22
Lowmoor Stock 300

Marietta National Bank Stock 3

Marietta National Bank 20

L
M
N
O
P
Q
R
S
T
U
V
W
Y
Z

National Bank Stock (Akland) 8
National Bank Stock (Mauritius) 3
Norton Iron Works Stock 301

Ohio

Ohio Iron Co Stock 306

N
O
P
Q
R
S
T
U
V
W
Y
Z

Profit & Loss 30x31 $\frac{1}{2}$

Portsmouth Gas & Electric Co Stock 49.

Faint handwritten text, possibly bleed-through from the reverse side.

P
Q
R
S
T
U
V
W
Y
Z

Trail Road Bonds 5

Rents 23.

100

R
S
T
U
V
W
Y
Z

Taxes 50

Unit

United States Bonds L.

T
U
V
W
Y
Z

United States Bank


June


V
W
Y
Z


Janes

Ganesville Gas to Stock 305

Y
Z







Dr. Capital Stock Cr. 1

Date	Description	Number	Amount
July 1	By Sundries	1	10,946 85
March 6	" Bank of Albany	2	157 00
Aug 8	" A. N. Bank	3	4 00
Oct 10	" N. B. Stock	"	314 56
Decem 31	" Prof & Loss	4	824 34
73 Dec 31	" do	6	1,113 36
74 Dec 31	" Sundries	7	1209 46
75 Dec 31	" P. L. H.	9	898 99
77 July 1	" Sundries	11	901 53
Dec 31	" Sundries	13	1,238 75
78 Dec 31	" Sundries	15	1,210 83
79 Dec 31	" Sundries	19	1,065 57
80 Dec 31	" Sundries	20	952 00
81 Dec 31	" Sundries	21	1,245 00
83 Jan 1	" Sundries	22	970 87
Dec 25	" Sundries	24	50,000 00
31	" Sundries	"	1,194 58
84 Dec 31	" Profit Loss	26	1,500 76
85 Dec 31	" Do.	27	1,521 10
86 Dec 30	" Do.	28	1,580 00
87 Dec 31	" Do.	30	3,046 00
88 Dec 31	" Do	33	3,490 99
90 Jan 29	" Do.	36	535 21
91 Jan 8	" Do	40	9,706 64
92 Jan 7	" Do	44	6,349 53
93 Jan 16	" Do	48	2,928 00
94 Jan 15	" Do	52	5,533 93
95 Jan 2	" Do	55	4,926 57

Dr. United States Bonds

Cr.

Dr.

1872				1872					
Jan	1	To Cash Stock	1	2,600 00	June	25	By Bank of Astland	2	1,600 00
Feb	14	" Bank of Astland	2	1,000 00	18 Aug	15	" Exchange	14	1,000 00
77 Sept	15	" Bank	12	800 00	79 July	17	" A.N. Bank	16	400 00
78 Jan	9	" Bank	13	100 00	March	24	" Exchange	17	1,000 00
Feb	13	" Bank	14	400 00	26	" Do.	"	1,000 00	
Aug	15	" Bank	"	200 00	Aug	23	" A.N. Bank	23	2,500 00
		" Exchange	"	1,000 00			<i>Balance</i>		<i>2,000 00</i>
Sept	23	" Bank	15	500 00					
79 July	10	" A.N. Bank	16	200 00					
	12	" Do.	"	200 00					
March	24	" Do.	17	500 00					
		" Exchange	"	1,000 00					
	26	" Do	"	1,000 00					
				<u>9,500 00</u>					<u>9,500 00</u>
		To Balance		3,000 00					
89 July	19	" Bank	35	5,000 00					
1890 Mar	31	" "	36	5,000 00					
Sept	27	" "	38	2,000 00					
91 Aug	11	" "	43	4,000 00					
93 Sept	4	" "	50	4,000 00					
94 Sept	18	" "	54	4,500 00					

Jan
April

Cr.
Cr.
Dr.
Mauietta National Bank Stock

1872

1874

2	1,600 00	Jan	1	To Cap Stock	1	500 00	Sept 12	By A. N. Bank	7	200 00
4	1,000 00	April	1	" Bank of Island	2	300 00	7th Dec 12	" do.	11	125 00
6	400 00						77 Sept 14	" do.	12	125 00
7	1,000 00						82 Jan 24	" do.	21	100 00
	1,000 00						" "	20	22	150 00
13	2,500 00					700 00				700 00
	2,500 00									
	2,000 00									

2,500 00

4

Dr.

Salt Stock (Penny) Cr.

1872

1890

1872

Jan 1 To leap Stock 1 \$1.400.00

Jan 29 By Profit & Loss 36 1.400.00

Jan
79 August
89 June
88 July

Cr.

Dr.

Rail Road Bonds Cr. ⁵

1872

36 1,400 00

Jan	1	To Cash	1	\$3,500 00
79 August	2	To LITTS RR CD	17	3,000 00
87 June	2	" Bank	29	3,000 00
88 July	30	" Bank	32	1,000 00

1879

Aug	2	By LITTS RR CD	17	3,500 00
-----	---	----------------	----	----------

Dr.
1872

Turnpike Bonds
76

Cr.

Jan 1	To Cap Stock	1	100 00	Nov 20	Bills Recd	10	452 4
				78 Aug 30	By Bank	14	547 6
							100 00
	Paid		100 00		Paid		

Dr.
1872

Jan
78 Jan
July
74 Jan
Oct
75 June
Jan
76 July
Nov
77 Feb
Sept
78 Feb
Sept
79 March
Nov
Dec
80 Oct
81 Feb
Dec

81 Dec
82 Feb
June

83 March

84 Feb
Mar
85 March
86 March

Dr.
1872

Bills Receivable
1872

Cr
7

4524	Jan 1	To Leap Stake	1	1.899 00
5476	73 Jan 15	" Sundries	4	400 00
100 00	July 29	" A.N. Bank	5	1.000 00
	74 Jan 30	" R.R.	6	2.300 00
	Oct 1	" R.R.	7	3.350 00
	75 June 19	" R.R.	8	3.503 25
	Jan 13	" R.R.	9	3.723 95
	76 July 6	" R.R.	10	4.200 00
	Nov 20	" Impish Bonds	"	4524
	77 July 8	" R.R.	11	5.300 00
	Sept 14	" R.R.	12	5.300 00
	78 Feb 13	" R.R.	13	5.300 00
	Sept 23	" R.R.	15	5.300 00
	79 March 21	" R.R.	16	5.300 00
	Nov 8	" R.R.	18	5.300 00
	Decem 13	" A.N. Bank	"	3.615 19
	80 Oct 23	" A.C.T.S.R. Co.	19	5.671 00
	81 July 14	" A.C.T.S.R. Co.	20	4.728 16
	Decem 31	" do	"	6.134 13
				<u>72.869 92</u>
	81 Decem 31	To Balance		10.862 29
	82 July 8	" A.C.T.S.R. Co.	21	5.059 13
	June 24	" do.	"	6.000 00
	26	" do.	27	1.000 00
				<u>22.921 42</u>
	83 Feb 2	To Bank	23	100 00
	16	" A.C.T.S.R. Co.	"	13.000 00
	84 July 2	" Bank	25	500 00
	Mar 15	" A.C.T.S.R. Co.	"	14.000 00
	85 March 16	" A.C.T.S.R. Co.	26	15.000 00
	86 Feb 24	" do.	27	16.000 00
		Forwarded to	61	<u>58.600 00</u>

July 14	By Bank of Astoria	2	674 00
July 8	" do	3	420 25
73 Jan 3	" do	4	300 37
Sept 35	" do	5	400 00
74 Jan 16	" do	6	300 38
30	" R.R.	"	1.000 00
Oct 1	" R.R.	7	2.300 00
75 June 19	" R.R.	8	3.350 00
Jan 13	" R.R.	"	3.503 25
76 July 5	" Bank	10	45 24
6	" R.R.	"	3.723 95
77 July 8	" Bank	11	200 00
"	" R.R.	"	4.200 00
Sept 14	" R.R.	12	5.300 00
78 Feb 13	" R.R.	13	5.300 00
Sept 23	" R.R.	15	5.300 00
79 March 21	" R.R.	16	5.300 00
Nov 8	" R.R.	18	5.300 00
80 Oct 23	" A.C.T.S.R. Co.	19	5.671 00
81 July 14	" R.R.	20	3.615 19
Decem 31	" R.R.	"	5.671 00
	" Balance		<u>10.862 29</u>
			<u>72.869 92</u>
82 Feb 8	By A.C.T.S.R. Co.	21	4.728 16
June 24	" do.	"	6.134 13
83 Feb 1	" do.	"	12.059 13
			<u>22.921 42</u>
84 Mar 15	By A.C.T.S.R. Co.	25	13.000 00
85 Jan 10	" Bank	26	100 00
March 16	" A.C.T.S.R. Co.	"	14.000 00
86 Feb 24	" do.	27	15.000 00
	Forwarded to	61	<u>42.100 00</u>

Dr.

National Bank Stock (Ashland)

Cr.

1872

June 25 To Bank of Ashland 2 2,000 00
 July 8 " do 3 400 00
 October 10 " do " 600 00
 3 0 00

1889

Feb 1 Pay Bank 34 1,200 00
 9th Mar 15 " " 45 200 00
 1,400 00
 95 Jan 2 " " 55 800 00
 2,200 00
 Bal 800

Dr. Bank of Ashland 1872

Cr.

Jan	1	To Cap Stock	1	220 85
	29	" Prof & Loss	"	140 00
	30	" Interest	"	84 63
Feb	7	" Interest	"	137 08
	8	" Prof & Loss	2	25 00
	14	" Sundries	"	686 63
March	4	" Cap Stock	"	157 00
June	25	" Sundries	"	1874 00
	26	" Prof & Loss	"	25 00
July	8	" Bills Recd	3	420 25
				<u>3772 44</u>

May	14	By Sundries	2	1100 00
April	1	" Nat Bank Stock	2	200 00
June	25	" Nat Bank Stock	2	2000 00
July	8	" Do	3	400 00
Aug	27	" Ashland Nat Bank	"	70 44
				<u>3772 44</u>

Dr 1872

August
 Decem
 73 Jan
 March
 June
 July
 Sept
 Dec
 74 Jan
 March
 April
 Aug
 Sept
 Oct
 75 Nov
 Aug
 Dec
 76 Jan
 July
 Aug
 Dec
 77 Feb

Dr.

Dr Ashland National Bank

Cr.

1872

1872

1.100 00
 200 00
 2.000 00
 400 00
 72 44

August 8	To Cash Stock	3	400
37	" Sundries	"	281 44
December 30	" P.T. Loss	"	4200
73 Jan 3	" Bills Receiv	4	302 37
15	" Prof & Loss	"	150 00
22	" Prof & Loss	"	140 00
March 31	" Sundries	"	316 00
June 19	" Sundries	"	380 00
25	" Prof & Loss	5	28 00
July 25	" Interest	"	138 60
28	" Prof & Loss	"	157 00
29	" Interest	"	140 00
Sept 25	" Sundries	"	424 00
Dec 26	" P.T. Loss	"	35 00
74 Jan 16	" Sundries	6	472 32
March 13	" Interest	"	207 20
April 31	" P.T. Loss	"	290 00
Aug 3	" Interest	"	140 00
27	" Interest	7	65 40
Sept 12	" N.B. Stock	"	200 00
Oct 1	" P.T. Loss	"	157 00
75 March 8	" Interest	8	208 78
Aug 16	" Interest	"	140 00
Dec 31	" Interest	9	68 40
	" P.T. Loss	"	175 00
			<u>4.448 51</u>

3.772 44

Oct 14	By N. Bank Stock	3	285 44
73 Jan 15	" Bills Receiv	4	388 24
July 29	" Bills Receiv	5	1.000 00
74 Jan 30	" R.R.	6	1.256 25
Oct 1	" R.R.	7	906 83
75 April 24	" Ashland Real Estate	8	283 40
Dec 10	" Taxes	"	43 74
31	" Expenses	9	200 00
	" Balance		84 61

4.448 51

76 Jan 1	To Balance		84 61
	" P.T. Loss	9	150 00
July 5	" Sundries	10	552 89
Aug 28	" Interest	"	206 75
Dec 12	" Sundries	11	135 00
77 Feb 8	" Sundries	"	458 00
	" Interest	"	140 00
			<u>1.727 25</u>

76 Jan 6	By R.R.	10	288 92
Oct 30	" Real Estate	"	500 00
77 Feb 8	" R.R.	11	895 30
	" Balance		63 03

1.727 25

Dr. Atlantic Note Bank

Cr

Dr.

1877	Feb 8	To Balance	11	63 03
	Sept 14	" Sundries	12	565 00
	15	" Do.	"	238 30
78	Jan 9	" Do.	13	187 32
	Feb 13	" Interest	"	140 00
		" R.R.	"	212 00
	Aug 15	" Sundries	14	373 65
	30	" Bonds	"	106 77
	Sept 23	" Bonds	15	271 60
79	Feb 8	" Interest	16	150 00
	10	" Bonds	"	200 00
	17	" U.S. Bonds	"	400 00
	March 21	" U.S. R.R. B.	"	215 53
	26	" Interest	17	32 50
	August 5	" Sundries	18	720 00
	23	" Bonds	"	2,506 76
	Nov 8	" R.R.	18	223 78
	Dec 23	" Interest	"	20 00
				<u>6,626 24</u>
80	Jan 1	To Balance		20 05
	31	" Interest	19	125 00
	Aug 2	" Do.	"	145 00
	Nov 30	" Sundries	"	230 00
	Dec 31	" Prof & Loss	"	81 00
				<u>601 05</u>
81	Jan 1	To Balance		601 05
	May 2	" Sundries	20	245 00
	Dec 31	" Sundries	"	265 00
82	Feb 8	" Bonds	21	268 00
	June 24	" Bonds	"	495 98
	July 1	" Interest	22	20 00
83	Jan 1	" Sundries	"	245 00
	Feb 3	" Sundries	23	245 00
		To page	13	<u>2,385 03</u>

1877	Sept 15	By Sundries	12	862 25
78	Jan 9	" Do.	13	103 00
	Feb 15	" Do.	14	412 00
	Aug 15	" Do.	"	202 00
	Sept 23	" Do.	15	508 75
79	Feb 10	" Do.	16	201 00
	12	" Do.	"	201 50
	March 24	" Do.	17	500 50
	Dec 13	" Bills Recd	18	3,615 19
		" Balance		20 05
				<u>6,626 24</u>
81	Jan 1	By Balance		601 05
81	Feb 14	By A.C.T.D. Ry Co.	20	998 00
	"	" A.C.T.D. Ry Co.	20	846 05
	June 26	" Bills Recd	22	1,000 00
83	Feb 3	" A.C.T.D. R. Co.	23	318 29
	Feb 2	" Bills Recd	"	100 00
				<u>601 05</u>
		forward to	13	<u>2,264 34</u>

1883	April 2			
	May 4			
	Dec 22			
				26
84	Mar 15			
	Sept 20			
	Dec 23			
85	Jan 10			
	Dec 23			
85	Dec 23			
86	Mar 24			
	Dec 30			
87	March 5			
				11
	June 2			
	Aug 24			
	Sept 21			
	Oct 1			
	Dec 31			
1887	Dec 31			
88	Feb 7			
	Mar 1			
				14
				2
	June 10			
	July 24			
	Aug 1			
	Sept 1			
				1
	Nov 5			
				2

Dr.	Islands Natl Bank		Cr.
2	862 25	1883 April 2 To Interest from 12	2985 03
3	103 00	Decy 4 " Interest 24	125 00
4	412 00	Dec 27 " Sundries "	82 00
	202 00	26 " Prof & Loss "	120 00
5	508 75	84 Mar 15 " Sundries 25	260 00
6	208 80	Sept 20 " Sundries "	303 00
	201 00	Dec 23 " Interest 26	20 00
7	500 50	85 Jan 10 " Sundries "	111 10
8	3.615 19	Dec 23 " Prof & Loss "	210 00
	20 05	" " Interest 27	320 00
			<u>3.936 13</u>
		85 Dec 23 To Balance 1.074 55	
		86 Feb 24 " A.C.T.D.R.Co. 27	50 00
		Dec 30 " Sundries 28	530 00
		87 March 5 " Interest "	140 00
		11 " A.C.T.D.R.Co. 29	1.120 00
		June 2 " Prof & Loss "	500 00
		Aug 29 " Sundries "	815 00
	6.626 24	Sept 21 " Prof & Loss "	500 00
	601 05	Oct 1 " Interest 30	20 00
		Dec 31 " Interest "	20 00
			<u>4.770 55</u>
		1889 Dec 31 To Balance 1.640 55	
		88 Feb 7 " Interest 30	210 00
	601 05	Mar 12 " Interest 31	15 00
	990 00	14 " A.C.T.D.R.Co. "	968 00
	846 05	21 " Prof & Loss "	700 00
	1.000 00	June 16 " Sundries "	252 00
	318 29	July 20 " Sundries "	151 00
	100 00	Aug 1 " Interest 32	210 00
		Sept 10 " Sundries "	515 00
		19 " Prof & Loss "	500 00
		Nov 5 " do 33	200 00
	2.264 34	27 " Bills Rec "	500 00
		" Forwarded to pag 14	5.861 55
		1883 Feb 2 By Amount from 12	2.264 34
		84 Feb 2 " Sundries 25	512 50
		Mar 15 " A.C.T.D.R.Co. "	64 74
		85 Mar 16 " do 26	20 00
		Dec 23 " Balance	1.074 55
			<u>2.841 58</u>
		89 June 2 By Sundries 29	3070 00
		Dec 31 " Election L. Stock 30	600 00
		" Balance	1.640 55
			<u>4.770 55</u>
		88 Feb 22 By Election Septor 30	120 00
		July 20 " Sundries 32	295 00
		30 " Sundries "	3.500 00
		Sept 26 " Bills Rec "	493 34
		27 " do 33	486 67
			<u>4.895 01</u>

Forwarded to page 14 4.895 01

D.N.

Ashland National Bank

Dr

1888

1888

Nov	27	To Amount from	13	5,861 55
Dec	26	" Profit & Loss	33	250 00
				<u>6,111 55</u>

Nov	27	By Amount from	13	4,895 01
Dec	31	" balance		1,216 54
				<u>6,111 55</u>

89 Jan	1	To balance		1,216 54
" "	21	" Sundries	33	130 00
Feb	1	" do	34	1,445 00
Mar	16	" Profit & Loss	"	500 00
"	29	" A. C. & S. R. Co	"	992 00
"	"	" Bills Receivable	"	500 00
May	20	" Sundries	35	2,620 88
June	29	" Interest	"	40 00
July	2	" Sundries	"	354 00
1890 Jan	29	" "	"	1,345 00
"	29	" "	36	658 30
				<u>9,801 72</u>

89 Mar	29	By Bills Receivable	34	486 67
July	19	" Sundries	35	6,425 00
90 Jan	27	" Profit & Loss	"	380 00
"	29	" Balance		2,510 05

1890 Jan	29	To balance		2,510 05
Feb	1	" Profit & Loss	36	224 10
Mar	30	" Sundries	"	5,600 00
Apr	2	" Interest	"	50 00
"	8	" A.C. Ry	37	975 96
"	17	" Rents	"	18 00
"	30	" Profit & Loss	"	150 91
June	3	" "	38	300 00
Aug	18	" Sun	"	1,330 00
Sept	27	" Profit & Loss	"	650 00
Oct	30	" Sundries	39	535 62
Dec	24	" "	"	440 00
				<u>12,777 14</u>

Mar	31	By Sundries	36	612 50
June	6	" Ash Artif. Ice Co	38	750 00
Aug	18	" " " "	"	250 00
Sept	27	" Sundries	"	2,986 25
		" Balance		3,178 39

1891	Jan	2	To balance	3,178 39	
		8	" Sundries	39	230 00
	Mar	9	" "	40	495 00
	April	4	" "	"	540 00
	"	"	" A.C. & S. Ry	41	973 33
	"	14	" P & L	"	675 52
			Forwarded	15	6,134 22

12	777 14			
1891 Jan	8	By W. H. T. C. Stock	39	750 00
Mar	9	" Sundries	40	1,500 00
		Forwarded	15	2,250 00

1891
 April 14
 " "
 July 16
 " "
 Aug 5
 " "
 Oct 30
 92 Jan 2
 1892 Jan 7
 Mar 12
 15
 April 19
 " "
 June 8
 Aug 12
 Sept 7
 Oct 1
 Nov 22
 Oct 1
 Nov 22
 93 Jan 16
 Mar 31
 April 10
 Sept 4
 " "
 " "
 94 Jan 15
 " "
 94 Jan 15
 " "

Dr Ashland National Bank Cr

3 4895 01
1216 54
 6111 55
 4 486 67
 5 6425 00
 " 380 00
2510 05

 6 6112 50
 8 750 00
 750 00
6112 50
 2986 25
 959 57
3178 39

 777 14
750 00
 1500 00

 2250 00

1891
 April 14 To Amount from 14 6134 22
 " " Dividends 41 1250
 July 16 " " 760 00
 " " Interest 42 40 00
 Aug 5 " Sundries " 195 00
 " " Real Estate " 466 00
 " " Interest " 245 00
 Oct 30 " Sundries 43 877 50
 92 Jan 2 " " 44 699 00
9429 22
 1892 Jan 7 To Amt brought down 2024 22
 Mar 11 " Sundries 44 607 50
 15 " " 45 800 00
 April 19 " " " 782 50
 " " A. C. + J Ry " 960 00
 June 8 " Sundries 46 210 00
 Aug 12 " " " 847 50
 Sept 7 " " 47 37 50
 Oct 1 " " " 692 50
 Nov 22 " Dividends " 105 00
 Oct 1 " Norton Stock " 300 00
7366 72
 Nov 22 Balance 4206 72
 93 Jan 16 Sundries 48 833 75
 Mar 31 Dividends " 492 50
 April 10 Interest 49 1120 00
 Sept 4 Dividends " 571 75
 " " Sundries " 917 58
 " " Dividends 50 17 50
 94 Jan 15 Sundries 51 1026 62
 " Dividends 52 410 00
9596 42
 94 Jan 15 Balance down 1692 54
 " Sundries 52 132 50
1825 04
 Forwarded 16 1825 04

1891
 April 14 By Amount from 14 2250 00
 Aug 11 " Sundries 43 4695 00
 69 45
 92 Jan 7 " Electric Stock 44 460 00
 " Balance 2024 22

 92 April 15 By Sundries 46 660 00
 June 15 " Bills Rec " 1000 00
 Aug " " " 47 1500 00
 3160 00
 Nov 22 " Balance 4206 72

 93 Mar 31 Portsmouth Gas Stock 119 540 75
 " Sundries " 120 00
 Sept 4 W. L. J. Stock " 793 13
 " Sundries " 6450 00
 7903 88
~~Balance 1692 54~~

 9596 42

Dr Auckland National Bank

Cr

1894 Jan 15	To Amount from	15	1825 04	1894 Sept 18	Sundries	54	5130 00
April 7	" Sundries	52	1899 00				
Sept 18	" "	53	1642 68				
1895 Jan 2	" Dividends	54	912 50				
"	" Sundries	55	1483 50				

54 513000

1000	11.11.11	11.11.11	11.11.11	11.11.11	11.11.11	11.11.11	11.11.11
------	----------	----------	----------	----------	----------	----------	----------

11.11.11

Dr Manitow National Bank *Cr*

1872

1872

Jan	1	To Cap Stock	1	2500	Dec	30	By P & L	3	2500	
75	31	To P & L	9	1000	76	Dec	12	By A. N. Bank	11	1000

1872

Jan	1
Apr	24
Dec	31
76	Oct 30
91	Aug 5

Dr Horse "Patey" *Cr*

188 July 20 To Bank 32 17500

Cr

Dr

Ashland Real Estate

1892

1893

3 25 00
11 10 00

June 1	To Cash	1	700 00
April 24	" Bank	8	283 40
June 31	" P & L	9	16 60
76 Oct 30	" Bank	10	570 10
91 Aug 5	" P & L	42	1,500 00
			2,900 00

March 31	By A. N. Bank	4	300 00
91 Aug 5	" Sundries	42	1,700 00
			1,900 00

Dr Bal 500

Cr

Dr. Lexington & Big Sandy Rail Road Eastern Div. Cr.

1874

1874

Jan	30	To Sundries	6	3.300 00
Feb	1	" Sundries	7	3.350 00
75 June	19	To Sundries	8	3.503 25
Dec	13	To Sundries	8	3.723 95
76 July	6	To Sundries	10	4.200 00
77 July	8	To Sundries	11	5.300 00
Sept	14	To Sundries	12	5.512 00
Settled				18.735 95
78 July	13	To Sundries	13	5.512 00
Sept	23	" Sundries	15	5.559 10
79 March	21	" Sundries	16	5.515 53
Aug	2	" R.R. Bonds	17	3.500 00
Nov	8	" Sundries	18	5.523 78
80 Oct	23	" Sundries	19	5.670 00
				25.769 41
81 May	14	To Sundries	20	4.728 16
Dec	31	To Sundries	"	6.134 13
82 May	8	To Sundries	21	5.059 13
June	24	To Sundries	"	6.355 98
				6.355 98
83 March	1	To Sundries	23	13.000 00
84 March	15	To Sundries	25	14.000 00
85 March	16	To Sundries	26	15.000 00
86 March	24	To Sundries	27	16.050 00
87 March	11	To Sundries	28	17.120 00
88 Mar	14	To Sundries	31	16.968 00
89 Mar	29	To Sundries	34	16.992 00
90 Apr	8	" "	37	16.975 96
91 April	4	To Sundries	40	16.973 33
92 April	19	To Sundries	45	16.960 00

Jan	30	By Bills Recd	6	3.300 00
Oct	1	" Bills Recd	7	3.350 00
75 Jun	19	By Bills Recd	8	3.503 25
Dec	13	By Bills Recd	9	3.723 95
76 July	5	" Bills Recd	10	4.200 00
77 July	8	By Bills Recd	11	5.300 00
Sept	14	By Bank	12	212 00
"	"	By Bills Recd	"	5.300 00
Settled				18.735 95
78 July	13	By Sundries	13	5.512 00
Sept	23	" Bank	15	259 10
"	"	" Bills Received	"	5.300 00
79 July	21	" Sundries	16	5.515 53
August	2	" R.R. Bonds	17	3.000 00
"	5	" A.N. Bank	18	500 00
Nov	8	" Sundries	"	5.523 78
80 Oct	23	" Bills Received	19	5.671 00
				25.769 41
81 May	14	By Bills Recd	20	4.728 16
Dec	31	" Do,	"	6.134 13
82 May	8	" Do,	21	5.059 13
June	24	" Bank	"	355 98
"	"	" Bills Recd	"	6.000 00
				6.355 98
83 March	16	By Bills Recd	23	13.000 00
84 Mar	15	By Bills Recd	25	14.000 00
85 March	16	By Bills Recd	26	15.000 00
86 March	24	By Sundries	27	16.050 00
87 March	11	By Sundries	29	17.120 00
88 Mar	14	By Sundries	31	16.968 00
89 Mar	29	By Sundries	34	16.992 00
90 Apr	8	" "	37	16.975 96
91 April	4	By Sundries	41	16.973 33
92 April	19	By Sundries	45	16.960 00

1874 Dec 31
1878 Dec 31
83 Jan 1
83 Dec 31
87 Dec 31
87 Jan 31
88 Dec 31
90 Jan 29
91 Jan 8
92 Jan 7

Dr.

Dr.

Debits

Cr.

6 2,300 00
 7 3,350 00
 8 3,503 25
 9 3,723 95
 0 4,200 00
 1 5,300 00
 2 212 00
 3 5,300 00
 18,735 95
 3 5,512 00
 5 259 10
 6 5,300 00
 6 5,515 53
 7 3,000 00
 8 500 00
 5,523 78
 9 5,671 00
 25,769 41
 0 4,728 16
 6,134 13
 1 5,059 13
 355 98
 6,000 00
 6,355 98
 3 13,000 00
 5 14,000 00
 5 15,000 00
 7 16,050 00
 9 17,120 00
 1 16,968 00
 2 16,992 00
 16,945 26
 16,975 26
 16,973 33
 16,960 00

1877
 1897 Dec 31 To Capital Stock 13 50 00
 Closed 50 00
 1898 Dec 31 To Cap Stock 15 25 00
 98 Jan 1 To Cap Stock 22 23 00
 83 Dec 31 To Cap Stock 24 42 00
 84 Dec 31 To Profit & Loss 26 23 00
 87 Dec 31 To Profit & Loss 30 21 00
 88 Dec 31 To Profit & Loss 33 23 00
 Closed 23 00
 90 Jan 29 To Profit & Loss 36 14 00
 91 Jan 8 To Profit & Loss 39 12 00
 92 Jan 7 To Profit & Loss 44 12 00

1877
 Sept 14 By Bank 12 25 00
 15 " Bank " 25 00
 Closed 50 00
 88 Aug 15 By Bank 14 25 00
 87 July 8 By Bank 21 23 00
 83 Dec 22 By Bank 24 42 00
 84 Sept 20 By Bank 25 23 00
 87 Aug 29 By Bank 29 21 00
 88 June 16 By Bank 31 2 00
 July 20 " Bank " 21 00
 Closed 23 00
 89 July 24 By Bank 14 00
 90 Apr 17 By Bank 37 17 00
 92 Jan 2 By Bank 44 12 00

**BLANK
PAGE(S)**

Dr. Profit & Loss

Cr.

1872

1872

1879

Feb	14	To Bank of Adland	2	100 00
Dec	30	" Manistee N Bank	3	25 00
	31	" Capital Stock	4	824 34
				<u>949 34</u>

July	29	By Bank of Adland	1	140 00
Feb	8	" do	2	25 00
June	25	" do	3	274 00
	26	" do	"	25 00
Dec	30	" A.N. Bank	3	42 00
	31	" Interest	"	443 34
				<u>949 34</u>

73 Dec	31	To Cap Stock	6	1113 36
				<u>1113 36</u>
				<u>Closed</u>

73 June	15	By A.N. Bank	4	150 00
	22	" do	"	140 00
June	19	" do	"	140 00
	25	" do	5	28 00
July	28	" do	"	150 00
Dec	26	" Int Bank	"	35 00
	31	" Interest	"	470 36
				<u>1113 36</u>
				<u>Closed</u>

74 Dec	31	To Cap Stock	7	440 00
				<u>440 00</u>
				<u>Closed</u>

74 Apr	31	By Bank	6	290 00
Oct	1	" Bank	7	150 00
				<u>440 00</u>
				<u>Closed</u>

75 Dec	31	To Sundries	9	1142 73
				<u>1142 73</u>
				<u>Closed</u>

75 Dec	31	By Manistee N Bank	9	10 00
		" A.N. Bank	"	175 00
		" Sundries	"	166 60
		" Interest	"	791 13
				<u>1142 73</u>
				<u>Closed</u>

77 Jan	1	To Cap Stock	11	300 00
Sept	15	To Bank	12	62 25
Dec	31	" Cap Stock	13	237 75
				<u>300 00</u>
				<u>Closed</u>

76 Jan	5	By Bank	10	300 00
77 Feb	8	By Bank	11	150 00
Sept	15	" Bank	12	150 00
				<u>300 00</u>
				<u>Closed</u>

78 Jan	9	To Bank	13	3 00
Feb	13	" Bank	14	12 00
Aug	15	" Bank	"	2 00
Sept	23	" Bank	15	8 75
Dec	31	" Cap Stock	"	214 25
				<u>240 00</u>
				<u>Closed</u>

78 Jan	9	By Bank	13	120 00
Aug	15	" Bank	14	120 00
				<u>240 00</u>
				<u>Closed</u>

Feb 10
12
March 24
Dec 31
80 Dec 31
81 Dec 31
87 June 24
83 Jan 1
83 Dec 31
84 Dec 31
1885 Dec 31
86 Dec 31
87 Dec 31

Cr.

Dr.

Profit & Loss

Cr.

1877

1879

1	140 00	Febry	10	To A.N. Bank	16	1 00
2	25 00		12	" Dr.	"	1 50
3	274 00	March	24	" Do	17	" 50
4	25 00	Decem	31	" Cap Stock	19	117 44
5	42 00			Closed		120 00
6	443 34	80 Decem	31	To Cap Stock	20	291 00
7	949 34					
8	150 00			Closed		291 00
9	140 00	81 Decem	31	To Cap Stock	21	240 00
10	140 00					
11	28 00					240 00
12	150 00	82 June	24	To Manth N.B. Stock	22	150 00
13	35 00	83 Janry	1	" Cap Stock	"	90 00
14	470 36					240 00
15	1,113 36	83 Decem	31	To Cap Stock	24	240 00
16	290 00					240 00
17	150 00					
18	440 00	84 Decem	31	To Cap Stock	26	1,505 76
19	10 00					
20	175 00					1,505 76
21	166 60					
22	591 13	1885 Jan	31	To Cap Stock	27	1,521 10
23	1,142 73					1,521 10
24	300 00					
25	150 00	86 Decem	30	To Cap Stock	28	1,580 00
26	150 00					
27	300 00					1,580 00
28	120 00	87 Decem	31	To Capital Stock	30	3,046 00
29	120 00					
30	240 00					3,046 00

See 30 Page

Febry	10	By A.N. Bank	16	120 00
80 Nov	30	By Bank	19	210 00
Dec	31	" Bank	4	81 00
		Closed		291 00
81 Dec	2	By Bank	20	120 00
Dec	31	" do	"	120 00
				240 00
82 July	8	By Bank	21	120 00
83 June	1	" Bank	22	120 00
				240 00
83 July	3	By Bank	23	120 00
Dec	26	" Bank	24	120 00
				240 00
84 Mar	15	By Bank	25	120 00
Sept	20	" do	"	120 00
Dec	31	" Sundries	26	1,265 76
				1,505 76
85 Jan	23	By Bank	26	210 00
	31	" Interest	27	1,311 10
				1,521 10
86 Dec	30	By Bank	28	210 00
		" Interest	"	1,370 00
				1,580 00
87 June	2	By Bank	29	500 00
Aug	29	" Bank	"	530 00
Sept	21	" Bank	"	500 00
Dec	31	" Sundries	30	1,516 00
				3,046 00

See 32 page

Dr. Profit & Loss Cr.

1888				1888								
Dec	31	To Capital Stock	33	3490 99	Mar	21	By Bank	31	700 00	1892	April	20
					June	16	" Bank	"	250 00	Oct	1	
					July	20	" Bank	"	90 00	93	Jan	16
					Sept	19	" Bank	32	500 00	93	Mar	31
					Nov	5	" Bank	"	200 00	Sept	1	
					Dec	26	" Bank	33	250 00	94	Jan	15
					Dec	31	" Sundries	"	1500 99			
									3490 99			
									3490 99			
1889				1889								
July	19	To Bank	35	1425 00	Jan	21	By Bank	33	90 00	94	Sept	18
90	Jan	" "	"	380 00	Mar	16	" "	34	500 00	95	Jan	2
"	"	" Sundries	36	1935 21	July	2	" "	35	250 00			
					"	"	"	"	90 00			
					"	19	"	"	0000 00			
					1890	Jan	27	"	500 00			
					"	"	"	"	550 00			
					"	29	" Sundries	36	1760 21			
									3740 21			
									3740 21			
1890				1890								
Mar	31	To Bank	36	1112 50	Jan	29	By Bank	36	90 00			
Sept	27	" "	38	486 25	Feb	1	" "	"	224 00			
1891	Jan	" Capl. Stock	40	9706 64	Mar	20	" "	"	600 00			
					Apr	30	" Sundries	37	5550 21			
					June	3	" Bank	38	300 00			
					Aug	18	" "	"	660 00			
					Sept	27	" "	"	650 00			
					Oct	30	" "	39	415 62			
					Dec	24	" "	"	420 00			
					1891	Jan	8	"	90 00			
					"	"	"	"	250 00			
					"	"	" Sundries	"	2055 56			
									11305 39			
									11305 39			
1891				1891								
Mar	9	To Bank	40	500 00	April	14	By Sundries	41	1567 50			
Aug	5	"	43	695 00	Aug	5	" Real Estate	42	900 00			
92	Jan	" Capital Stock	44	6349 83	92	Jan	7	" Sundries	44	5077 33		
									7544 83			
									7544 83			

**BLANK
PAGE(S)**

Dr. Interest

Cr.

1873

1872

Decem 31 To P. & Loss 3 443 34

Closed 443 34

73 Dec 31 To P. & Loss 5 470 36

Closed 470 36

74 Dec 31 To Cap Stock 7 769 46

Closed 769 46

75 Dec 31 To Prof & Div 9 791 13

Closed 791 13

79 Jan 1 To P. & Loss 11 601 53

Closed 601 53

/

Jan 30 By Bank of Atlantic 1 84 63
 Feby 7 " do " 137 08
 14 " do " 12 63
 Aug 27 " A. N. Bank 3 209 00

Closed 443 34

73 Jan 15 By A. N. Bank 4 11 76
 March 31 " do " 16 00
 June 19 " do " 140 00
 July 25 " do 5 138 60
 29 " do " 140 00
 Sept 25 " do " 24 00

Closed 470 36

74 Jan 16 By Bank 6 169 94
 30 " RR " 43 75
 March 13 " Bank " 207 20
 Aug 3 " Bank " 140 00
 27 " Bank 7 65 40
 Oct 1 " RR " 143 17

Closed 769 46

75 March 8 By Bank 8 218 78
 June 19 " Bank " 153 25
 Aug 16 " Bank " 140 00
 Dec 13 " RR " 224 70
 31 " Bank 9 68 40

Closed 791 13

76 Feb 5 By Bank 10 207 65
 6 " RR " 187 13
 Aug 28 " Bank " 206 75

Closed 601 53

77 Feb 8 By Bank 11 108 00
 " RR " 224 70
 " Bank " 140 00
 Sept 14 " Bank 12 203 00
 15 " Bank " 63 30
 Forward to 41 739 00

1877

Dec 31

1878 Jan 31

79 Jan 31

80 Dec 31

81 Dec 31

Dr.

Interest

Cr.

84 63
137 08
12 63
209 00
443 34
11 76
16 10
440 00
138 60
140 10
24 00
470 36
169 94
43 75
207 20
140 00
65 40
143 17
769 46
218 78
153 25
140 10
220 70
68 40
791 13
207 65
187 13
206 75
441 53
108 00
224 70
140 00
203 00
63 30
739 00

1897	Decm 31	To Cap Stock	13	951 11
		Closed		951 11
1898	Decm 31	To Cap Stock	15	971 58
		Closed		971 58
1899	Decm 31	To Cap Stock	19	948 57
		Closed		948 57
1900	Decm 31	To Cap Stock	20	1661 00
		Closed		661 00
1901	Decm 31	To Cap Stock	21	1,005 00
		Forward to	42	1,005 00

1897	Sept 15	By Amount for	110	739 00
	" "	" R.R.	12	212 00
		Closed		951 00
1898	July 9	By Bank	13	67 32
	July 13	" do.	"	140 00
	" "	" R.R.	"	212 00
	Aug 15	" Bank	14	228 65
	30	" do.	"	52 01
	Sept 23	" do	15	12 50
	" "	" R.R.	"	259 10
		Closed		971 58
1899	July 8	By A.N. Bank	16	150 00
	10	" do	"	80 00
	March 21	" R.R.	"	215 53
	26	" A.N. Bank	17	32 50
	August 5	" do.	18	220 00
	23	" do	"	6 76
	Novm 8	" R.R.	"	223 78
	Decm 23	" A.N. Bank	"	20 00
		Closed		948 57
1900	July 31	By A.N. Bank	19	125 00
	Aug 2	" Bank	"	145 00
	Oct 23	" A.C.T. R. Co	"	371 00
	Nov 30	" Bank	"	20 00
		Closed		661 00
1901	July 2	By Bank	20	125 00
	14	" R.R.	"	266 92
	Dec 31	" R.R.	"	463 13
	" "	" Bank	"	145 00
	July 8	" Bank	21	125 00
	" "	" A.C.T. R. Co.	"	330 97
	June 24	" Bank	"	40 00
	" "	" A.C.T. R. Co.	"	221 85
	July 1	" Bank	22	20 00
	" "	Forward to	42	1,737 87

Dr.
1882

Interact 1882

Cr.

July 1	To Amount from	41	1,605 00
1883 Jan 1	To Cash Stock	22	857 87
			1,862 87
1883 Dec 31	To Cash Stock	24	912 58
			912 58
84 July 2	To Bank	25	12 50
Dec 31	" Profit & Loss	26	1,242 76
			1,255 26
1885 Dec 10	To Profit & Loss	27	1,311 10
			1,311 10
86 Dec 30	To Profit & Loss	28	1,370 00
			1,370 00
87 June 2	To Bank	29	70 00
Dec 31	" Profit & Loss	30	1,495 00
			1,565 00
88 Dec 31	To Profit & Loss	33	1,477 99
			1,477 99

July 1	By Amount from	41	1,737 87
83 Jan 1	" Bank	22	125 00
			1,862 87
83 July 3	By Bank	23	125 00
Mar 1	" A.C.T.D.R.Co.	"	622 58
Aug 4	" Bank	24	125 00
Dec 22	" Bank	"	40 00
			912 58
84 Mar 15	By Bank	25	140 00
	" A.C.T.D.R.Co.	"	935 26
Sept 20	" Bank	"	160 00
Dec 23	" Bank	26	20 00
			1,255 26
85 Jan 10	By Bank	26	11 10
Mar 16	" A.C.T.D.R.Co.	"	980 00
Dec 23	" Bank	27	320 00
			1,311 10
86 Mar 24	By A.C.T.D.R.Co.	27	1,050 00
Dec 30	" Bank	28	320 00
			1,370 00
87 Mar 5	By Bank	28	140 00
	" A.C.T.D.R.Co.	"	1,120 00
Aug 29	" Bank	29	265 00
Oct 1	" Bank	30	20 00
Dec 31	" Bank	"	20 00
			1,565 00
1888 Feb 7	By Bank	30	210 00
Mar 13	" do.	31	150 00
	" A.C.T.D.R.Co.	"	968 00
July 20	" Bank	"	40 00
Aug 1	" Bank	32	310 00
Sept 10	" Bank	"	015 00
	" Bills Receivable	"	145 86
Nov 27	" do	33	133 33
			1,477 99

1890 Jan 29 2
1891 Jan 8 5
1892 Jan 7 5

Dr.

Interest

Cr.

1.737 87	1890 Jan 29 To Profit & Loss 36	1746 21
<u>125 40</u>		
1.862 87		
<u>125 00</u>		
622 58		
<u>125 00</u>		
40 00		
<u>912 58</u>		
<u>140 00</u>		
935 26	1891 Jan 8 To Profit & Loss 39	2043 56
<u>160 00</u>		
20 00		
<u>1.255 26</u>		
11 10		
<u>980 00</u>		
320 00		
<u>1,311 10</u>		
<u>1,050 00</u>		
320 00	1892 Jan 7 To Profit & Loss 44	2083 33
<u>1,370 00</u>		
140 00		
<u>1,120 00</u>		
265 00		
20 00		
<u>20 00</u>		
1,585 00		
<u>210 00</u>		
150 00		
<u>968 00</u>		
40 00		
<u>910 00</u>		
015 00		
<u>1458 66</u>		
1333		
<u>1499 99</u>		
1477 99		

1889	Jan 21 By Bank	33	40 00
	Feb 1 " "	34	245 00
	Mar 29 " A. C. & S. R. Co	34	992 00
	" " " Bills Receivable	"	13 33
	May 30 " Bank	35	120 88
	June 29 " do	"	40 00
90	Jan 27 " do	"	245 00
	" " " do	"	50 00
			<u>1746 21</u>
			1.746 21
90	Jan 29 By Bank	36	50 00
	" " " "	"	18 30
	Apr 2 " "	"	50 00
	" 8 " A. C. & S. R. Co	37	975 76
	Aug 18 " Bank	38	670 00
	Oct 30 " "	39	120 00
	Dec 24 " "	"	20 00
91	Jan 8 " "	"	140 00
			<u>2043 56</u>
			2043 56
1891	Mar 9 By Bank	40	245 00
	April 4 " "	"	120 00
	" " " A. C. & S. R. Co	"	973 33
	July 16 " Bank	42	40 00
	Aug 5 " "	"	120 00
	" " " "	43	245 00
			<u>1743 33</u>
	Oct 30 " "	"	180 00
92	Jan 2 " "	44	160 00
			<u>2083 33</u>
			2083 33
92	Mar 14 By Bank	44	265 00
	April 19 " "	45	11 75
	" " " A. C. & S. R. Co	"	960 00
	June 8 " Bank	46	180 00
	Aug 12 " "	"	405 00
	Sept 7 " "	47	20 00
	Oct 1 " "	"	160 00
			<u>2001 75</u>
	Forward to	44	2001 75

Dr

Interest

Cr

Dr		Interest		Cr			
1893 Jan 16	Profit & Loss	48	2181 75	1892 Nov 22	Forward from	43	2001 75
				93 Jan 16	Banks	48	180 00
			<u>2181 75</u>				<u>2181 75</u>
1894 Jan 15	Profit & Loss	52	2421 95	93 April 10	Bank	49	1120 00
				Sept 4	"	50	750 08
				94 Jan 15	"	51	531 87
				"	"	52	20 00
			<u>2421 95</u>				<u>2421 95</u>
95 Jan 2	Profit & Loss	55	2697 68	94 April 7	Bank	52	1425 00
				Sept 18	"	53	787 68
				95 Jan 2	"	55	485 00
			<u>2697 68</u>				<u>2697 68</u>

**BLANK
PAGE(S)**

Dr.

Jan 1

cr

1875

1875

Dec 14	To Bank	8	43 74	Jan 31	By Payroll	9	43 74
--------	---------	---	-------	--------	------------	---	-------

4374

Dr.
1875

Expenses

1875

Cr.

Dec 31 to Bank

9 200 00

Dec 31 By Profit

9 200 00

**BLANK
PAGE(S)**

Dr.

Exchange

Cr.

1898				
Aug	15	To W.S. Bonds	14	1,000 00
79 March	24	Do.	17	1,000 00
	26	Do.	"	1,000 00

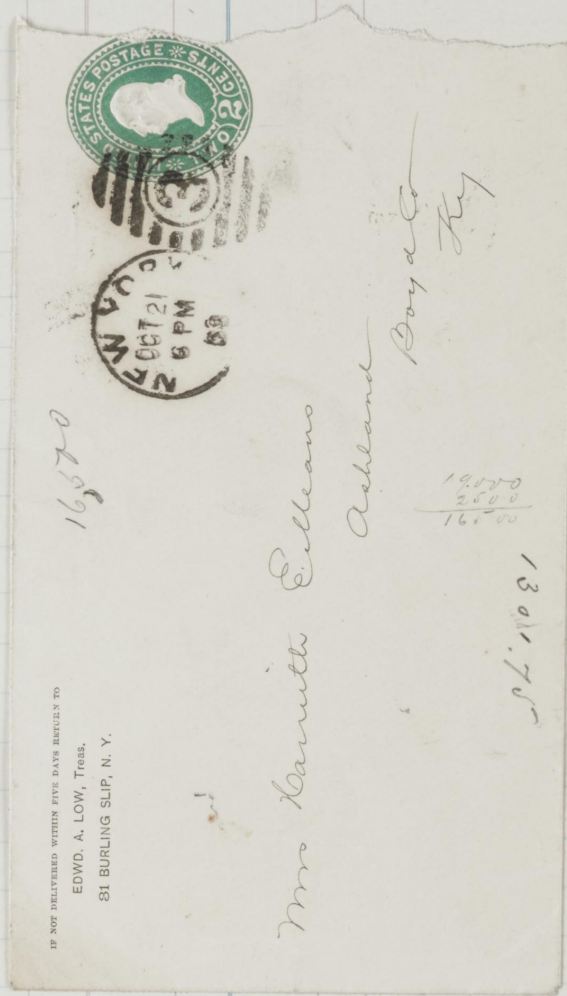
1898				
Aug	15	By W.S. Bonds	14	1,000 00
79 March	24	" Do.	17	1,000 00
	26	" Do.	"	1,000 00

Dr.

1886	March	24	To A
87	March	11	" A
88	Mar	14	" A
	July	30	" S
	Sept	26	" B
	Nov	29	" C
89	Mar	29	" A
	"	"	" S
90	Apr	8	" A
91	April	4	"
	Aug	5	" B
92	April	19	" A
	Aug	17	" B
	"	"	"
93	April	10	" B
	Sept	4	" B
		16	" B
94	Jan	15	Bal
	April	7	Bill
	Sept	18	"

**BLANK
PAGE(S)**

**BLANK
PAGE(S)**



IF NOT DELIVERED WITHIN FIVE DAYS RETURN TO
EDWD. A. LOW, Treas.
81 BURLING SLIP, N. Y.

16,570



Mrs Harrieth Cilleans

Ashland

Boyd Co

Ky

13 Oct 21

10000
2000
16000

Loose Item

1349843
1218664

1301.75

12938.43
1180668

1131.75

1180668
670
669
650

AMERICAN
153
KY.

94100
95100

19.00

530
118
660/pt

Loose Item

**BLANK
PAGE(S)**

Dr.

Lowmoor

"Stock"

Cr.

1883

Decem 25 To Cap Stock 24 10,000 00

93 Sept 4 " Dividends 51 1,111 11

95 Jan 2 " P & L 55 88 89
11,200 00

1883.

Decem 25 To Cr.

Cr.

Dr.

Norton Iron Works "Stock

Cr.

1883.

Decem	25	To Cap Stock	24	10.00000	1892	Oct	1	By Sundries	47	2.00000
-------	----	--------------	----	----------	------	-----	---	-------------	----	---------

Dr.

A. C. & J. Ry. "Stock"

Cr.

1883										
Decem	25	To Cap Stock	24	25,000	00					

Dr.

1883										
Decem	25	To								

Cr.

Dr.

Hy. J. C. & M. Co. 'Stock'

Cr.

1888	Decem 25	To Cap Stock	25	5,000.00	1890	Mar 30	By Ash Mt Bank	36	5,000.00
------	----------	--------------	----	----------	------	--------	----------------	----	----------

Dr.

Electric Light Stock

Cr.

Year	Month	Day	Description	Dr.	Cr.	Year	Month	Day	Description	Dr.	Cr.
1889	Dec	10	To Bank	30	60 00	92	Mar	15	By Bank	45	300 00
1888	July	22	" Bank	31	120 00						
	July	20	" Bank	32	120 00						
1891	Aug	11	" Dividends	43	300 00 240 00 540 00						
92	Jan	7	" Bank	44	460 00						
	April	20	" "	46	300 00						
93	Sept	4	" "	50	1000 00 2000 00						

Dr

1890	April	30	To		
91	April	14	"		

Dr

Gainesville Gas Co Stock

Cr

1890				
April 30	To Profit Loss	37	400 00	
91 April 14	" " "	41	850 00	
			1250	

300 00

306

Dr
1890

Ohio Iron Co Stock

Cr

April 30	To Profit Loss	37	5000 00
----------	----------------	----	---------

Dr
1890

June 6	To	
Aug 18	"	
Sept 27	"	
or April 20	"	

Dr

Ashland Artificial Ice Co Stock

Cr

1890

June 6	To Bank	38	750 00	gr Mar 15	By Bank	45	300 00
Aug 18	" "	"	750 00				
Sept 27	" "	"	500 00				
or April 20	" "	46	300 00				

Dr Western Union Telegraph Co. Stock

Cr

1891	Jan 8	To Sundries	39	100000
	93	Jan 16	" P & V	48 100000
		Sept 4	" Bank etc	50 90000

1891

Mar 9 To

Cleveland & Pittsburgh R.R. Guaranteed Stock

1891

Mar 9 To Bank

400 100000

Portsmouth Gas & Electric Co Stock

93 Mar 31	To Bank	49	75000						
-----------	---------	----	-------	--	--	--	--	--	--

93 Mar 31 Ban

Clinton Fire Brick Works Stock


93 Mar 31 Bank

49 10000

**BLANK
PAGE(S)**









LEDGER.

H. E. MEANS.