



COMPLIMENTS OF  
**THE COVINGTON  
NATIONAL BANK**  
COVINGTON, VA.



# CALENDAR

1912

JANUARY						
S	M	T	W	T	F	S
..	1	2	3	4	5	6
7	8	9	10	11	12	13
14	15	16	17	18	19	20
21	22	23	24	25	26	27
28	29	30	31	..	..	..

JULY						
S	M	T	W	T	F	S
..	1	2	3	4	5	6
7	8	9	10	11	12	13
14	15	16	17	18	19	20
21	22	23	24	25	26	27
28	29	30	31	..	..	..

FEBRUARY						
S	M	T	W	T	F	S
..	..	..	..	1	2	3
4	5	6	7	8	9	10
11	12	13	14	15	16	17
18	19	20	21	22	23	24
25	26	27	28	29	..	..

AUGUST						
S	M	T	W	T	F	S
..	..	..	..	1	2	3
4	5	6	7	8	9	10
11	12	13	14	15	16	17
18	19	20	21	22	23	24
25	26	27	28	29	30	31

MARCH						
S	M	T	W	T	F	S
..	..	..	..	..	1	2
3	4	5	6	7	8	9
10	11	12	13	14	15	16
17	18	19	20	21	22	23
24	25	26	27	28	29	30
31	..	..	..	..	..	..

SEPTEMBER						
S	M	T	W	T	F	S
1	2	3	4	5	6	7
8	9	10	11	12	13	14
15	16	17	18	19	20	21
22	23	24	25	26	27	28
29	30	..	..	..	..	..

APRIL						
S	M	T	W	T	F	S
..	1	2	3	4	5	6
7	8	9	10	11	12	13
14	15	16	17	18	19	20
21	22	23	24	25	26	27
28	29	30	..	..	..	..

OCTOBER						
S	M	T	W	T	F	S
..	..	1	2	3	4	5
6	7	8	9	10	11	12
13	14	15	16	17	18	19
20	21	22	23	24	25	26
27	28	29	30	31	..	..

MAY						
S	M	T	W	T	F	S
..	..	..	..	1	2	3
4	5	6	7	8	9	10
11	12	13	14	15	16	17
18	19	20	21	22	23	24
25	26	27	28	29	30	31

NOVEMBER						
S	M	T	W	T	F	S
..	..	..	..	..	1	2
3	4	5	6	7	8	9
10	11	12	13	14	15	16
17	18	19	20	21	22	23
24	25	26	27	28	29	30

JUNE						
S	M	T	W	T	F	S
..	..	..	..	..	..	1
2	3	4	5	6	7	8
9	10	11	12	13	14	15
16	17	18	19	20	21	22
23	24	25	26	27	28	29
30	..	..	..	..	..	..

DECEMBER						
S	M	T	W	T	F	S
1	2	3	4	5	6	7
8	9	10	11	12	13	14
15	16	17	18	19	20	21
22	23	24	25	26	27	28
29	30	31	..	..	..	..

Na  
Re  
...  
Ho  
Bu  
...  
Na  
Off  
In  
...  
...  
My  
His  
...  
His  
My  
My  
My  
Size  
Rem  
...  
...  
Ret



IDENTIFICATION

Name.. E. C. Means

Residence.. Low Moor  
VIRGINIA

Home Phone.....

Business Address.....

Name of Firm.....

Office Phone.....

In case of accident or serious illness, notify

My Physician is.....

His Address.....

His Phone.....

My Hospital.....

My Weight... 170... Height... 5 ft... 9 3/4... in.

My Automobile, Make... Elmore... No... 3257

My Watch, Make... Waltham... Case No 04536

Works No. 2737328

Size of my

Shoes.. 8... Hosiery.. 11... Hat.. 7 3/8

Collar.. 16... Cuffs... Shirt.....

Undershirt..... Drawers.....

Gloves..... Coat..... Trousers, Waist...

..... Length.....

Remarks.....

Return this book to my home address and be rewarded.



JAN. FEB. MAR. APR. MAY JUNE

	JAN.	FEB.	MAR.	APR.	MAY	JUNE
1						
2						
3						
4						
5						
6						
7						
8						
9						
10						
11						
12						
13						
14						
15						
16						
17						
18						
19						
20						
21						
22						
23						
24						
25						
26						
27						
28						
29						
30		Example				
31		P C D		O X		

1  
2  
3  
4  
5  
6  
7  
8  
9  
10  
11  
12  
13  
14  
15  
16  
17  
18  
19  
20  
21  
22  
23  
24  
25  
26  
27  
28  
29  
30  
31

Reminder Index: Indicate important matters for discount, O for engagement, X for dues, etc.

with



JULY AUG. SEPT. OCT. NOV. DEC.

	JULY	AUG.	SEPT.	OCT.	NOV.	DEC.
1						
2						
3						
4						
5						
6						
7						
8						
9						
10						
11						
12						
13						
14						
15						
16						
17						
18						
19						
20						
21						
22						
23						
24						
25						
26						
27						
28						
29						
30						
31						

with private marks; as, P for pay, C for collect, D



## PRINCIPAL COUNTRIES OF THE WORLD.

COUNTRY.	CAPITAL.	SQ. MILES.	POPULATION.
Abyssinia.....	Addis Abeba...	200,000	11,000,000
Afghanistan.....	Kabul.....	250,000	4,750,000
Argentina.....	Buenos Aires...	1,135,840	6,210,428
Australia.....	.....	2,974,581	4,197,037
Austria-Hungary	Vienna, Buda'st	241,333	45,176,230
Belgium.....	Brussels.....	11,373	6,693,548
Bolivia.....	Sucre.....	605,400	1,953,916
Brazil.....	Rio de Janeiro..	3,292,991	17,388,556
British Empire...	London.....	11,343,706	394,246,882
Bulgaria.....	Sofia.....	38,080	4,035,623
Canada.....	Ottawa.....	3,745,574	6,153,789
Chile.....	Santiago.....	307,620	3,399,928
Chinese Empire..	Peking.....	4,277,170	426,047,325
Colombia.....	Bogota.....	505,000	4,303,000
Costa Rica.....	San Jose.....	18,400	351,176
Cuba.....	Havana.....	44,000	2,048,980
Denmark.....	Copenhagen....	15,592	2,605,268
Ecuador.....	Quito.....	116,000	1,400,000
Egypt*.....	Cairo.....	400,000	11,189,978
France.....	Paris.....	207,054	39,252,245
Germany.....	Berlin.....	208,780	60,641,278
Gt. Brit. & Irel'd.	London.....	121,390	44,538,718
Greece.....	Athens.....	25,014	2,631,952
Guatemala.....	New Guatemala	48,290	1,882,992
Haiti.....	Port au Prince..	10,204	1,500,000
Honduras.....	Tegucigalpa....	46,250	650,000
India.....	Calcutta.....	1,776,517	294,317,082
Italy.....	Rome.....	110,550	33,909,776
Japanese Empire.	Tokyo.....	175,000	50,000,000
Luxemburg.....	Luxemburg.....	998	236,543
Mexico.....	Mexico.....	767,005	13,605,919
Montenegro..	Cettinje.....	3,630	250,000
Morocco.....	Fez, Morocco..	219,000	5,000,000
Netherlands.....	The Hague....	12,648	5,747,269
Nicaragua.....	Managua.....	49,200	500,000
Norway.....	Christiania....	124,129	2,240,032
Panama.....	Panama.....	31,571	300,000
Paraguay.....	Asuncion.....	157,000	631,347
Persia.....	Teheran.....	628,000	9,500,000
Peru.....	Lima.....	695,733	4,609,999
Portugal.....	Lisbon.....	35,490	5,423,132
Roumania.....	Bukharest.....	50,720	5,956,690
Russia.....	St. Petersburg.	8,647,657	152,009,300
Salvador.....	San Salvador..	7,225	1,700,000
San Marino.....	San Marino....	38	11,439
Santo Domingo..	Santo Domingo.	18,045	610,000
Servia.....	Belgrade.....	18,650	2,493,882
Siam.....	Bangkok.....	195,000	6,686,846
Spain.....	Madrid.....	190,050	18,618,086
Sweden.....	Stockholm.....	172,876	5,377,713
Switzerland....	Bern.....	15,976	3,463,609
Turk. & trib. st's†.	Constantinople.	1,165,020	25,414,300
United So. Africa.	Pretoria, C. T'n:	473,1844	5,450,217
United States...	Washington....	3,567,563	88,566,034
Uruguay.....	Montevideo....	72,210	1,140,799
Venezuela.....	Caracas.....	364,000	2,646,835

\*Under suzerainty of Turkey, but actual administration controlled by Great Britain. †Exclusive of Egypt.



## PRINCIPAL CITIES OF THE WORLD.

(Exclusive of the United States)

N.	Abbeokuta, Yoruba.	200,000	Lisbon, Portugal ...	356,009
	Aleppo, Turkey in Asia	200,000	Liverpool, England...	758,203
000	Alexandria, Egypt ..	383,934	Lodz, Russia .....	351,570
000	Amsterdam, Nethlds.	564,186	London, England ..	4,866,480
28	Antwerp, Belgium ..	310,903	Lucknow, India ....	264,049
037	Bahia, Brazil .....	230,000	Lyon, France .....	459,099
230	Bangkok, Siam .....	600,000	Madras, India .....	509,346
548	Barcelona, Spain ...	533,000	Madrid, Spain .....	539,835
016	Belfast, Ireland ....	387,000	Magdeburg, Germany	240,633
556	Benares, India .....	209,331	Manchester, England	710,687
382	Berlin, Germany ....	2,040,148	Manila, Philippine Is.	219,928
323	Birmingham, Eng....	565,000	Marseille, France ...	491,161
789	Bombay, India .....	776,000	Melbourne, Australia	538,000
928	Bordeaux, France ...	257,638	Mexico, Mexico .....	450,000
325	Bradford, England..	273,983	Milan, Italy .....	593,938
000	Bremen, Germany ..	214,861	Montevideo, Uruguay	389,837
176	Breslau, Germany ..	470,904	Montreal, Canada ..	267,730
980	Bristol, England ...	378,000	Moscow, Russia.....	1,359,254
268	Brussels, Belgium ..	630,000	Munich, Germany ..	528,983
000	Budapest, Hungary .	812,728	Nagoya, Japan .....	288,639
978	Buenos Aires, Argtna	1,200,000	Nanchang, China ....	300,000
245	Bukharest, Roumania	294,572	Nankin, China.....	270,000
278	Cairo, Egypt .....	692,657	Naples, Italy .....	563,540
718	Calcutta, India .....	1,026,987	Newcastle, England..	281,584
952	Canton, China .....	900,000	Ningpo, China .....	260,000
992	Cardiff, Wales .....	195,303	Notttingham, England	263,411
000	Cawnpur, India .....	197,770	Nuremberg, Germany	294,426
000	Changchau, China ..	500,000	Odessa, Russia .....	449,673
000	Changsha, China ...	230,000	Osaka, Japan .....	995,945
082	Charlottenburg, Ger.	239,559	Palermo, Italy .....	309,694
776	Chemnitz, Germany..	244,421	Para, Brazil .....	200,000
000	Chingtu, China .....	1,000,000	Paris, France .....	2,714,068
000	Christiania, Norway.	229,101	Peking, China .....	1,600,000
543	Chungking, China ..	600,000	Portsmouth, England	201,975
919	Constantinople, Tky	1,125,000	Prague, Austria ....	228,648
000	Copenhagen, Den'mk	450,000	Rangoon, India ....	234,881
000	Damascus, Tky in Asia	225,000	Riga, Russia .....	282,943
000	Delhi, India .....	208,575	Rio de Janeiro, Brazil	900,000
000	Dresden, Germany .	516,990	Rome, Italy .....	560,726
269	Dublin, Ireland ....	394,528	St. Petersburg, Russia	1,678,000
000	Dusseldorf, Germany	253,274	Salford, England ..	241,950
000	Edinburgh, Scotland	350,000	Santiago, Chile ....	400,000
032	Essen, Germany ....	231,360	Sao Paulo, Brazil ..	340,000
000	Florence, Italy .....	205,589	Shanghai, China ...	651,005
347	Frankfort-on-M'n, Ger	334,978	Sheffield, England ..	470,948
000	Fuchau, China .....	624,000	Siangtan, China ....	850,000
999	Genoa, Italy .....	234,710	Singan, China .....	875,000
132	Glasgow, Scotland ..	865,000	Singapore, Straits	
690	Hague, Netherlands .	256,719	Settlements .....	193,089
300	Haidarabad, India .	448,446	Smyrna, T'k'y in Asia	201,000
000	Hangchau, China ..	600,000	Stettin, Germany ..	224,119
439	Hamburg, Germany .	802,793	Stockholm, Sweden ..	337,460
000	Hankau, China .....	870,000	Stuttgart, Germany .	249,286
882	Hanover, Germany ..	250,024	Suchau, China .....	500,000
846	Havana, Cuba .....	297,159	Sydney, Australia ..	550,000
086	Hongkong, China ..	421,499	Tabriz, Persia ....	200,000
713	Hull, England .....	275,552	Teheran, Persia ....	280,000
609	Isfahan, Persia .....	200,000	Tientsin, China.....	750,000
300	Kalgan, China .....	200,000	Tokyo, Japan .....	2,221,458
217	Kharkof, Russia ....	197,405	Toronto, Canada ..	208,040
034	Kief, Russia .....	319,000	Trieste, Austria ....	205,130
799	Kirin, China .....	250,000	Tunis, Tunis .....	227,519
835	Konigsberg, Germany	223,770	Turin, Italy .....	381,439
18	Kyoto, Japan .....	441,460	Valencia, Spain ....	213,530
18	Lahore, India .....	202,964	Vienna, Austria ....	2,021,052
18	Lanchau, China ....	500,000	Warsaw, Russia ....	756,426
18	Leeds, England ....	456,787	Winnipeg, Canada...	150,000
18	Leicester, England ..	228,132	Wuchang, China....	800,000
18	Leipzig, Germany ..	503,672	Yokohama, Japan ..	392,871



Historians do not all agree as to some of the dates in the abstract of the United States published by the government

STATE OR TER'RY.	Admitted to the Union.	Population, 1910	Area, Sq. M.	Settled at	Date.	By whom	Rep. Cong.	Elec. vote.
Alabama	Dec. 14, 1819.	2,138,093	52,250	Mobile	1702	French	10	11
Alaska Territory	† July 27, 1868.	64,356	590,884	Sitka	1801	Russians	1	
Arizona	† Feb. 24, 1863.	204,354	113,020	Tucson	1580	Spaniards	1	
Arkansas	June 15, 1836.	1,574,449	53,850	Arkansas Post	1685	French	7	9
California	Sept. 9, 1850.	2,377,549	158,360	San Diego	1769	Spaniards	11	10
Colorado	Aug. 1, 1876.	799,024	103,925	Near Denver	1858	Americans	4	5
Connecticut	* Jan. 9, 1788.	1,114,756	4,990	Windsor	1635	Puritans	5	7
Delaware	* Dec. 7, 1787.	202,322	2,050	Cape Henlopen	1627	Swedes	1	3
District of Columbia	† July 16, 1790.	331,069	70		1660	English		
Florida	March 3, 1845.	752,619	58,680	St. Augustine	1565	Spaniards	4	
Georgia	* Jan. 2, 1788.	2,609,121	59,475	Savannah	1733	English	12	13
Guam Colony	° Aug. 12, 1898.	8,661	150	Agana		Spaniards		
Hawaii Territory	† April 30, 1900.	191,909	6,449		1842	Americans	2	3
Idaho	July 3, 1890.	325,594	84,800	Coeur d'Alene	1720	French	27	27
Illinois	Dec. 3, 1818.	5,638,591	56,650	Kaskaskia	1730		13	15
Indiana	Dec. 11, 1816.	2,700,876	36,350	Vincennes	1730		11	13
Iowa	March 3, 1845.	2,224,771	56,025	Burlington	1788	French	11	10
Kansas	Jan. 29, 1861.	1,690,949	82,080		1831	Americans	8	13
Kentucky	Feb. 4, 1792.	2,289,905	40,400	Lexington	1765	From Va.	11	9
Louisiana	April 8, 1812.	1,656,388	48,720	Iberville	1699	French	8	6
Maine	March 3, 1820.	742,371	33,040	Bristol	1624	English	4	6
Maryland	* April 28, 1788.	1,295,346	12,210	St. Mary's	1634	English	6	8
Massachusetts	* Feb. 6, 1788.	3,366,416	8,315	Plymouth	1620	Puritans	16	16
Michigan	Jan. 26, 1837.	2,810,173	58,915	Near Detroit	1650	French	13	14
Minnesota	May 11, 1858.	2,075,708	83,365	St. Peter's R.	1805	Americans	10	11
Mississippi	Dec. 10, 1817.	1,797,114	46,810	Natchez	1716	From S. C.	8	10
Montana	Nov. 8, 1889.	376,053	69,415	St. Louis	1764	French	16	18
Nebraska	March 1, 1867.	1,192,214	146,080	Bellevue	1809	Americans	2	3
			77,510		1847	Americans	6	2

HISTORICAL DATA AS TO

STATE



the dates in the above table. The dates given are from the statistical  
 the government, and are well supported in all disputed cases.

Maryland.....	*April 28, 1788.....	4,280,000	8,315	Plymouth.....	1620	Puritans.....	5	14
Massachusetts.....	*Feb. 6, 1788.....	3,366,416	58,915	Near Detroit....	1650	French.....	13	11
Michigan.....	Jan. 26, 1837.....	2,810,173	83,365	St. Peter's R....	1805	Americans.....	10	10
Minnesota.....	May 11, 1858.....	2,075,708	46,810	Natchez.....	1716	From S. C.....	8	18
Mississippi.....	Dec. 10, 1817.....	1,797,114	69,415	St. Louis.....	1764	French.....	16	
Montana.....	Nov. 8, 1889.....	376,053	146,080	.....	1809	Americans.....	2	33
Nebraska.....	March 1, 1867.....	1,192,214	77,510	Bellevue.....	1847	Americans.....	6	23
Nevada.....	*Oct. 13, 1864.....	81,875	110,700	Genoa.....	1850	Americans.....	1	3
New Hampshire.....	*June 21, 1788.....	430,572	9,305	Dov & Portsm'th	1623	Puritans.....	2	4
New Jersey.....	*Dec. 18, 1787.....	2,537,167	7,815	Bergen.....	1620	Swedes.....	12	12
New Mexico.....	†Sept. 9, 1850.....	327,301	122,580	Santa Fe.....	1537	Spaniards.....	†1	
New York.....	*July 26, 1788.....	9,113,614	49,170	Manhattan I'd:	1614	Dutch.....	43	39
North Carolina.....	*May 23, 1785.....	2,206,287	52,250	Albemarle.....	1650	English.....	10	12
North Dakota.....	Nov. 2, 1889.....	577,056	70,795	Pembina.....	1780	French.....	3	4
Ohio.....	Nov. 29, 1802.....	4,767,121	41,060	Marietta.....	1788	Americans.....	22	23
Oklahoma.....	Nov. 16, 1907.....	1,657,155	70,430	.....	1889	Americans.....	8	7
Oregon.....	Feb. 14, 1859.....	672,765	96,030	Astoria.....	1810	Americans.....	3	4
Pennsylvania.....	*Dec. 12, 1787.....	7,665,111	45,215	Delaware R....	1682	English.....	36	34
Philippines.....	**Nov. 28, 1898.....	7,000,000	114,000	Manila.....	1570	Spaniards.....		
Porto Rico.....	°Aug. 12, 1898.....	1,118,012	3,600	Caparra.....	1510	Spaniards.....	††1	
Rhode Island.....	*May 29, 1790.....	542,610	1,250	Providence.....	1636	English.....	3	4
South Carolina.....	*May 23, 1788.....	1,515,400	30,570	Port Royal.....	1670	Huguenots.....	7	9
South Dakota.....	Nov. 2, 1889.....	583,888	77,650	Sioux Falls....	1856	Americans.....	3	4
Tennessee.....	June 1, 1796.....	2,184,789	42,050	Ft. Loudon.....	1757	English.....	10	12
Texas.....	Dec. 29, 1845.....	3,896,542	265,780	Matagorda B....	1686	French.....	18	18
Utah.....	Jan. 4, 1896.....	373,351	84,970	Salt Lake City..	1847	Americans.....	2	3
Vermont.....	Feb. 18, 1791.....	355,956	9,565	Ft. Dummer....	1764	English.....	2	4
Virginia.....	*June 26, 1788.....	2,061,612	42,450	Jamestown.....	1607	English.....	10	12
Washington.....	Nov. 11, 1889.....	1,141,990	69,180	Astoria.....	1811	Americans.....	5	5
West Virginia.....	Dec. 31, 1862.....	1,221,119	24,780	Wheeling.....	1774	English.....	6	7
Wisconsin.....	May 29, 1848.....	2,333,860	56,040	Green Bay.....	1670	French.....	11	13
Wyoming.....	July 11, 1890.....	145,965	97,890	Ft. Laramie....	1834	Americans.....	1	

\*Ratified the Constitution. †Organized as territory. ‡Delegate. °Signing of protocol relinquishing sovereignty. \*\*Yielding sovereignty. ††Commissioner. ‡‡According to Re-apportionment Act Approved Aug. 8th, 1911.



By the shortest usually traveled railroad routes. Con

FROM	New York	Chicago	Phila- delphia	St. Louis	Boston	Baltimore	Cleveland	Buffalo	San Fran- cisco	Pittsburg	Cincin- nati	Milwau- kee	New Or- leans	Washing- ton	Minnea- polis
To	Mls.	Mls.	Mls.	Mls.	Mls.	Mls.	Mls.	Mls.	Mls.	Mls.	Mls.	Mls.	Mls.	Mls.	Mls.
Albany .....	145	832	236	1,028	202	333	480	297	3,106	567	724	917	1,517	1,142	1,252
Atlanta .....	876	733	785	611	1,106	688	736	919	2,805	805	492	818	496	648	1,153
Baltimore .....	188	802	97	934	418	.....	474	398	3,076	334	593	887	1,184	40	1,222
Boston .....	217	1,034	321	1,230	.....	418	682	499	3,308	674	926	1,119	1,602	458	1,454
Buffalo .....	442	525	416	731	499	398	183	.....	2,799	270	427	610	1,256	438	945
Chicago .....	912	.....	821	284	1,034	802	357	525	2,274	468	298	85	912	790	420
Cincinnati .....	757	298	666	341	926	593	244	427	2,572	313	.....	383	829	553	718
Cleveland .....	584	357	493	548	682	474	.....	183	2,631	135	244	442	1,073	437	777
Columbus, O. ....	637	314	546	428	820	511	138	321	2,588	193	116	399	935	471	734
Denver .....	1,934	1,022	1,843	916	2,056	1,850	1,379	1,537	1,371	1,490	1,257	1,107	1,347	1,810	884
Detroit .....	693	272	669	488	750	649	173	251	2,546	321	263	357	1,092	655	692
Duluth .....	1,391	479	1,300	728	1,513	1,281	701	1,004	2,238	947	777	422	1,447	1,269	162
El Paso .....	2,310	1,465	2,219	1,245	2,414	2,179	1,703	1,915	1,287	1,866	1,586	1,550	1,195	2,139	1,521
Galveston .....	1,792	1,144	1,691	860	2,012	1,594	1,408	1,591	2,157	1,481	1,157	1,229	410	1,554	1,340
Grand Rapids, Mich.	821	178	815	462	878	796	332	379	2,452	462	308	263	1,090	764	598
Helena .....	2,452	1,540	2,361	1,549	2,574	2,342	1,897	2,065	1,250	2,008	1,838	1,455	2,152	2,320	1,119
Indianapolis .....	825	183	734	240	965	704	283	466	2,457	381	111	268	888	664	603
Jacksonville, Fla.	933	1,097	892	975	1,213	795	1,085	1,193	3,098	1,057	841	1,182	616	755	1,517
Kansas City .....	1,342	458	1,251	277	1,466	1,211	755	967	1,981	898	618	543	880	1,171	573
Los Angeles .....	3,149	2,265	3,058	2,084	3,273	3,018	2,562	2,774	475	2,705	2,425	2,350	2,007	2,978	2,301
Louisville .....	871	304	780	274	1,040	703	358	541	2,468	427	114	389	778	663	727
.....	1,157	527	1,066	311	1,387	969	738	921	2,439	807	494	612	396	929	897
Milwaukee .....	997	85	906	369	1,119	887	442	610	2,359	553	383	.....	997	875	335
Minneapolis .....	1,332	420	1,241	586	1,454	1,222	777	945	2,008	888	719	.....	1,287	1,212	.....

DISTANCES BETWEEN

AL



Indianapolis	820	1,097	892	975	1,213	795	1,085	1,193	3,098	1,097	841	1,102	810	1,171	573
Jacksonville, Fla.	983	1,097	892	975	1,213	795	1,085	1,193	3,098	1,097	841	1,102	810	1,171	573
Kansas City	1,342	458	1,251	277	1,466	1,211	755	967	1,981	898	618	543	880	1,171	2,301
Los Angeles	3,149	2,265	3,058	2,084	3,273	3,018	2,562	2,774	475	2,705	2,425	2,350	2,007	2,978	727
Louisville	871	304	780	274	1,040	703	358	541	2,468	427	114	389	778	663	897
Milwaukee	997	85	906	369	1,119	887	442	610	2,359	553	383	997	875	335	
Minneapolis	1,332	420	1,241	586	1,454	1,222	777	945	2,096	888	718	335	1,285	1,210	
Mobile	1,231	929	1,140	647	1,461	1,043	1,029	1,212	2,623	1,098	785	1,014	141	1,003	1,233
Montreal	386	841	477	1,051	330	574	623	434	3,115	704	826	926	1,655	614	1,125
Newark, N. J.	9	903	82	1,056	226	179	575	405	3,177	435	748	988	1,363	219	1,323
New Haven	76	980	167	1,141	140	264	628	445	3,254	520	833	1,065	1,448	304	1,400
New Orleans	1,372	912	1,281	699	1,602	1,184	1,073	1,256	2,482	1,142	829	997	1,144	1,285	
New York	2,496	912	91	1,065	217	188	584	442	3,186	444	757	997	1,372	228	1,332
Ogden	1,494	2,315	1,414	2,528	2,296	1,851	2,019	780	1,962	1,792	1,579	1,891	2,284	1,316	
Omaha	1,405	493	1,314	413	1,527	1,295	1,750	1,018	1,781	961	791	578	1,080	1,283	381
Philadelphia	91	821	974	321	97	493	416	3,095	353	666	906	1,281	137	1,241	
Pittsburg	444	468	353	621	674	334	135	270	2,742	313	553	1,142	302	888	
Portland, Me.	332	1,149	436	1,345	115	533	797	614	3,423	789	1,041	1,234	1,717	573	1,569
Portland, Ore.	3,204	2,292	3,113	2,212	3,326	3,094	2,649	2,817	772	2,760	2,590	2,378	2,746	3,082	2,042
Providence	190	1,034	281	1,230	45	378	682	499	3,308	634	926	1,119	1,562	418	1,454
Quebec	530	1,013	621	1,343	402	718	795	612	3,287	876	1,039	1,098	1,827	786	1,433
Richmond, Va.	343	879	252	918	573	155	553	553	3,153	417	581	964	1,046	115	1,299
Rochester, N. Y.	373	603	361	799	430	354	251	68	2,877	338	495	688	1,324	394	1,023
St. Joseph, Mo.	1,392	470	1,301	327	1,474	1,261	875	1,058	1,867	948	668	555	941	1,221	485
St. Louis	1,065	284	974	1,230	934	548	731	2,194	621	341	369	699	894	586	
St. Paul	1,322	410	1,231	576	1,444	1,212	767	935	2,086	878	708	325	1,275	1,200	10
San Antonio	1,943	1,204	1,852	920	2,150	1,755	1,468	1,651	1,911	1,541	1,217	1,289	571	1,715	1,320
San Francisco	3,186	2,274	3,095	2,194	3,308	3,076	2,631	2,799	2,742	2,572	2,359	2,482	3,064	2,096	
Seattle	3,151	2,239	3,060	2,332	3,273	2,941	2,596	2,764	957	2,707	2,537	2,154	2,931	3,029	1,818
Spokane	2,812	1,900	2,721	1,932	2,934	2,702	2,257	2,425	1,205	2,368	2,198	1,815	2,535	2,690	1,479
Springfield, Mass.	139	935	230	1,131	99	327	583	400	3,209	583	827	1,020	1,511	367	1,355
Tampa, Fla.	1,195	1,309	1,104	1,187	1,425	1,007	1,297	1,405	3,310	1,269	1,053	1,394	828	967	1,729
Toledo	705	244	615	437	795	595	113	296	2,518	261	203	329	1,032	595	664
Washington	228	790	137	894	458	40	437	438	3,064	302	553	875	1,144	1,210	

Continued from the War Department's official table of dis-

AMERICAN CITIES.



PRINCIPAL CITIES OF UNITED STATES

1910 CENSUS

Aberdeen, S. Dak.....	10,753	Bethlehem, Pa.....	12,837
Aberdeen, Wash.....	13,660	Beverly, Mass.....	18,650
Adams, Mass.....	11,900	Biddetord, Me.....	17,079
Adrian, Mich.....	10,763	Billings, Mont.....	10,031
Akron, Ohio.....	69,067	Binghamton, N. Y.....	48,443
Alameda, Cal.....	23,383	Birmingham, Ala.....	132,685
Albany, N. Y.....	100,253	Bloomfield N. J.....	15,070
Albuquerque, N. M.....	11,020	Bloomington, Ill.....	25,768
Alexandria, La.....	11,213	Bluefield, W. Va.....	11,188
Alexandria, Va.....	15,329	Boise, Idaho.....	17,358
Allentown, Pa.....	51,913	Boone, Iowa.....	10,347
Alliance, Ohio.....	15,083	Boston, Mass.....	670,585
Alpena, Mich.....	12,706	Braddock, Pa.....	19,357
Alton, Ill.....	17,528	Bradford, Pa.....	14,544
Altoona, Pa.....	52,127	Bridgeport, Conn.....	102,054
Amsterdam, N. Y.....	31,267	Bridgeton, N. J.....	14,209
Anaconda, Mont.....	10,134	Brockton, Mass.....	56,878
Anderson, Ind.....	22,476	Brookline, Mass.....	27,792
Ann Arbor, Mich.....	14,817	Brownsville, Tex.....	10,517
Anniston, Ala.....	12,794	Brunswick, Ga.....	10,182
Ansonia, Conn.....	15,152	Buffalo, N. Y.....	423,715
Appleton, Wis.....	16,773	Burlington, Iowa.....	24,324
Argenta, Ark.....	11,138	Burlington, Vt.....	20,468
Asbury Park, N. J.....	10,150	Butler, Pa.....	20,728
Asheville, N. C.....	18,762	Butte, Mont.....	39,165
Ashland, Wis.....	11,594	Cairo, Ill.....	14,548
Ashtabula, Ohio.....	18,266	Calumet, Mich.....	30,000
Atchison, Kan.....	16,429	Cambridge, Mass.....	104,839
Athens, Ga.....	14,913	Cambridge, Ohio.....	11,327
Atlanta, Ga.....	154,839	Camden, N. J.....	94,538
Atlantic City, N. J.....	46,150	Canton, Ill.....	10,453
Attleboro, Mass.....	12,400	Canton, Ohio.....	50,217
Auburn, Me.....	15,064	Carbondale, Pa.....	17,040
Auburn, N. Y.....	34,668	Carlisle, Pa.....	10,303
Augusta, Ga.....	41,040	Carnegie, Pa.....	10,009
Augusta, Me.....	13,211	Cedar Rapids, Iowa.....	32,811
Aurora, Ill.....	29,807	Central Falls, R. I.....	22,754
Austin, Tex.....	29,860	Chambersburg, Pa.....	11,800
Bakersfield, Cal.....	12,727	Champaign, Ill.....	12,421
Baltimore, Md.....	558,485	Charleston, S. C.....	58,833
Bangor, Me.....	24,803	Charleston, W. Va.....	22,996
Barre, Vt.....	10,734	Charlotte, N. C.....	34,014
Batavia, N. Y.....	11,613	Chattanooga, Tenn.....	44,604
Baton Rouge, La.....	14,897	Chelsea, Mass.....	32,452
Battle Creek, Mich.....	25,267	Chester, Pa.....	38,537
Bay City, Mich.....	45,166	Cheyenne, Wyo.....	11,320
Bayonne, N. J.....	55,545	Chicago, Ill.....	2,185,283
Beaumont, Tex.....	20,640	Chicago Heights, Ill.....	14,525
Beaver Falls, Pa.....	12,191	Chickasha, Okla.....	10,320
Bellaire, Ohio.....	12,946	Chicopee, Mass.....	25,401
Belleville, Ill.....	21,122	Chillicothe, Ohio.....	14,508
Bellingham, Wash.....	24,298	Cicero, Ill.....	14,557
Beloit, Wis.....	15,125	Cincinnati, Ohio.....	363,591
Berkeley, Cal.....	40,434	Cleburne, Tex.....	10,364
Berlin, N. H.....	11,780	Cleveland, Ohio.....	560,663
Bessemer, Ala.....	10,864	Clinton, Iowa.....	25,577



PRINCIPAL CITIES OF U. S.—Cont'd.

12,837	Clinton, Mass.....	13,000	Findlay, Ohio .....	14,858
18,650	Coatesville, Pa.....	11,084	Fitchburg, Mass.....	37,826
17,079	Coffeyville, Kan.....	12,687	Flint, Mich. ....	38,550
10,031	Cohoes, N. Y.....	24,709	Fond du Lac, Wis. ....	18,797
48,443	Colorado Springs, Colo.	29,078	Fort Dodge, Iowa .....	15,543
32,685	Columbia, Pa.....	11,454	Fort Scott, Kan.....	10,463
15,070	Columbia, S. C. ....	26,319	Fort Smith, Ark.....	23,975
25,768	Columbus, Ga. ....	20,554	Fort Wayne, Ind.....	63,933
11,188	Columbus, Ohio .....	181,511	Fort Worth, Tex.....	73,312
17,358	Concord, N. H. ....	21,497	Frankfort, Ky.....	10,465
10,347	Connellsville, Pa.....	12,845	Frederick, Md. ....	10,411
570,585	Corning, N. Y.....	13,730	Freeport, Ill. ....	17,567
19,357	Cortland, N. Y. ....	11,504	Fresno, Cal. ....	24,892
14,544	Council Bluffs, Iowa. .	29,292	Fulton, N. Y.....	10,480
102,054	Covington, Ky.....	53,270	Gadsden, Ala.....	10,557
14,209	Cranston, R. I.....	21,171	Galesburg, Ill. ....	22,089
56,878	Cumberland, Md. ....	21,839	Galveston, Tex. ....	36,981
27,792	Dallas, Tex. ....	92,104	Gardner, Mass.....	13,910
10,517	Danbury, Conn. ....	20,234	Garfield, N. J. ....	10,213
10,182	Danville, Ill. ....	27,871	Gary, Ind.....	16,802
423,715	Danville, Va.....	19,020	Geneva, N. Y.....	12,446
24,324	Davenport, Iowa .....	43,028	Glens Falls, N. Y.....	15,243
20,468	Dayton, Ohio .....	116,577	Gloucester, Mass. ....	24,398
20,728	Decatur, Ill. ....	31,140	Gloversville, N. Y. ....	20,642
39,165	Denison, Tex. ....	13,632	Grand Forks, N. D. ....	12,478
14,548	Denver, Colo.....	213,381	Grand Island, Neb. . .	10,326
30,000	Des Moines, Iowa .....	86,368	Grand Rapids, Mich. . .	112,571
104,839	Detroit, Mich. ....	465,766	Great Falls, Mont. ....	13,948
11,327	Dover, N. H. ....	13,247	Greenbay, Wis.....	25,236
94,538	Dubois, Pa. ....	12,623	Greensboro, N. C. ....	15,895
10,453	Dubuque, Iowa .....	38,494	Greensburg, Pa. ....	13,012
50,217	Duluth, Minn.....	78,466	Greenville, S. C. ....	15,741
17,040	Dunkirk, N. Y.....	17,221	Guthrie, Okla. ....	11,654
10,303	Dunmore, Pa.....	17,615	Hackensack, N. J. ....	14,050
10,009	Duquesne, Pa.....	15,727	Hagerstown, Md. ....	16,507
32,811	Durham, N. C. ....	18,241	Hamilton, Ohio .....	35,279
22,754	East Chicago, Ind. ....	19,098	Hammond, Ind. ....	20,925
11,800	East Liverpool, Ohio . .	20,387	Hannibal, Mo. ....	18,341
12,421	Easton, Pa. ....	28,523	Harrisburg, Pa. ....	64,186
58,833	East Orange, N. J.....	34,371	Harrison, N. J.....	14,498
22,996	East Providence, R. I. . .	13,500	Hartford, Conn. ....	98,915
34,014	East St. Louis, Ill. ....	58,547	Hattiesburg, Miss.....	11,733
44,604	Eau Claire, Wis.....	18,310	Haverhill, Mass. ....	44,115
32,452	Elgin, Ill. ....	25,976	Hazleton, Pa. ....	25,452
38,537	Elizabeth, N. J.....	73,409	Helena, Mont.....	12,515
11,320	Elkhart, Ind. ....	19,282	Henderson, Ky.....	11,452
2,185,283	Elmira, N. Y. ....	37,176	Hoboken, N. J. ....	70,324
14,525	El Paso, Tex. ....	39,279	Holland, Mich.....	10,490
10,320	Elwood, Ind.....	11,028	Holyoke, Mass. ....	57,730
25,401	Elyria, Ohio .....	14,825	Homestead, Pa.....	18,713
14,508	Enid, Okla.....	13,799	Hornell, N. Y. ....	13,617
14,557	Erie, Pa. ....	66,525	Hot Springs, Ark. ....	14,434
363,591	Escanaba, Mich.....	13,194	Houston, Tex. ....	78,800
10,364	Eureka, Cal. ....	11,845	Hudson, N. Y.....	11,417
560,663	Evanston, Ill. ....	24,978	Huntington, Ind.....	10,272
25,577	Evansville, Ind. ....	69,647	Huntington, W. Va.....	31,161
	Everett, Mass. ....	33,484	Hutchinson, Kan.....	16,364
	Everett, Wash. ....	24,814	Hyde Park, Mass.....	14,507
	Fall River, Mass. ....	119,295	Independence, Kan.....	10,480
	Fargo, N. Dak.....	14,331	Indianapolis, Ind. ....	233,650







PRINCIPAL CITIES OF U. S.—Cont'd.

883		
198	Muskegon, Mich. ....	24,062
928	Muskogee, Okla. ....	25,278
294	Nanticoke, Pa. ....	18,877
494	Nashua, N. H. ....	26,005
336	Nashville, Tenn. ....	110,364
954	Natchez, Miss. ....	11,791
694	Naugatuck, Conn. ....	12,722
702	New Albany, Ind. ....	20,629
665	Newark, N. J. ....	347,469
531	Newark, Ohio ....	25,404
936	New Bedford, Mass. ....	96,652
404	New Britain, Conn. ....	43,916
063	New Brunswick, N. J. ....	23,388
200	Newburgh, N. Y. ....	27,805
381	Newburyport, Mass. ....	14,949
027	New Castle, Pa. ....	36,280
365	New Haven, Conn. ....	133,605
768	New London, Conn. ....	19,659
923	New-Orleans, La. ....	339,075
610	Newport, Ky. ....	30,309
359	Newport, R. I. ....	27,149
232	Newport News, Va. ....	20,205
579	New Rochelle, N. Y. ....	28,867
503	Newton, Mass. ....	39,806
452	New York, N. Y. ....	4,776,883
374	Niagara Falls, N. Y. ....	30,445
698	Norfolk, Va. ....	67,452
230	Norristown, Pa. ....	27,875
879	North Adams, Mass. ....	22,019
456	Northampton, Mass. ....	19,431
780	North Braddock, Pa. ....	11,824
150	North Tonawanda, N. Y. ....	11,955
715	North Yakima, Wash. ....	14,082
105	Norwich, Conn. ....	20,367
507	Norwood, Ohio. ....	16,185
265	Oakland, Cal. ....	150,174
285	Oak Park, Ill. ....	19,444
027	Ogden, Utah ....	25,580
851	Ogdensburg, N. Y. ....	15,933
313	Oil City, Pa. ....	15,657
152	Oklahoma, Okla. ....	64,205
910	Old Forge, Pa. ....	11,324
451	Olean, N. Y. ....	14,743
857	Omaha, Neb. ....	124,096
408	Orange, N. J. ....	29,630
886	Oshkosh, Wis. ....	33,062
869	Ossining, N. Y. ....	11,480
923	Oswego, N. Y. ....	23,368
521	Ottumwa, Iowa ....	22,012
199	Owensboro, Ky. ....	16,011
1,775	Paducah, Ky. ....	22,760
0,209	Palestine, Tex. ....	10,482
1,550	Paris, Tex. ....	11,269
3,136	Parkersburg, W. Va. ....	17,842
2,507	Parsons, Kan. ....	12,463
7,532	Pasadena, Cal. ....	30,291
0,919	Passaic, N. J. ....	54,773
4,005	Paterson, N. J. ....	125,600
6,178	Pawtucket, R. I. ....	51,622
	Peabody, Mass. ....	14,910
	Peekskill, N. Y. ....	15,245
	Pensacola, Fla. ....	22,982
	Peoria, Ill. ....	66,950
	Perth Amboy, N. J. ....	32,121
	Peru, Ind. ....	10,910
	Petersburg, Va. ....	24,127
	Philadelphia, Pa. ....	1,549,008
	Phillipsburg, N. J. ....	13,903
	Phoenix, Ariz. ....	11,134
	Phoenixville, Pa. ....	10,743
	Pinebluff, Ark. ....	15,102
	Piqua, Ohio ....	13,388
	Pittsburg, Kan. ....	14,755
	Pittsburgh, Pa. ....	533,905
	Pittsfield, Mass. ....	32,121
	Pittston, Pa. ....	16,267
	Plainfield, N. J. ....	20,550
	Plattsburg, N. Y. ....	11,138
	Plymouth, Mass. ....	11,200
	Plymouth, Pa. ....	16,996
	Pomona, Cal. ....	10,207
	Pontiac, Mich. ....	14,532
	Port Chester, N. Y. ....	12,809
	Port Huron, Mich. ....	18,863
	Portland, Me. ....	58,571
	Portland, Ore. ....	207,214
	Portsmouth, N. H. ....	11,269
	Portsmouth, Ohio ....	23,481
	Portsmouth, Va. ....	33,190
	Pottstown, Pa. ....	15,599
	Pottsville, Pa. ....	20,236
	Poughkeepsie, N. Y. ....	27,936
	Providence, R. I. ....	224,326
	Pueblo, Colo. ....	44,395
	Quincy, Ill. ....	36,587
	Quincy, Mass. ....	32,642
	Racine, Wis. ....	38,002
	Raleigh, N. C. ....	19,218
	Reading, Pa. ....	96,071
	Redlands, Cal. ....	10,449
	reno, Nev. ....	10,867
	Rensselaer, N. Y. ....	10,711
	Revere, Mass. ....	18,219
	Richmond, Ind. ....	22,324
	Richmond, Va. ....	127,628
	Riverside, Cal. ....	15,212
	Roanoke, Va. ....	34,874
	Rochester, N. Y. ....	218,149
	Rockford, Ill. ....	45,401
	Rock Island, Ill. ....	24,335
	Rome, Ga. ....	12,099
	Rome, N. Y. ....	20,497
	Rutland, Vt. ....	13,546
	Sacramento, Cal. ....	44,696
	Saginaw, Mich. ....	50,510
	St. Cloud, Minn. ....	10,600
	St. Joseph, Mo. ....	77,403
	St. Louis, Mo. ....	687,029
	St. Paul, Minn. ....	214,744
	Salem, Mass. ....	43,697



PRINCIPAL CITIES OF U. S.—Cont'd.

Salem, Ore. ....	14,094	Traverse City, Mich. ....	12,115
Salt Lake City, Utah..	92,777	Trenton, N. J. ....	96,815
San Angelo, Tex. ....	10,321	Trinidad, Colo. ....	10,204
San Antonio, Tex. ....	96,614	Troy, N. Y. ....	76,813
San Bernardino, Cal. ....	12,779	Tucson, Ariz. ....	13,193
San Diego, Cal. ....	39,578	Tulsa, Okla. ....	18,182
Sandusky, Ohio ....	19,989	Tyler, Tex. ....	10,400
San Francisco, Cal. ....	416,912	Union, N. J. ....	21,023
San Jose, Cal. ....	28,946	Uniontown, Pa. ....	13,344
Santa Barbara, Cal. ....	11,659	Utica, N. Y. ....	74,419
Santa Cruz, Cal. ....	11,146	Vallejo, Cal. ....	11,340
Saratoga Springs, N. Y. ....	12,693	Vicksburg, Miss. ....	20,814
Sault Ste. Marie, Mich. ....	12,615	Vincennes, Ind. ....	14,895
Savannah, Ga. ....	65,064	Virginia, Minn. ....	10,473
Schenectady, N. Y. ....	72,826	Waco, Tex. ....	26,425
Scranton, Pa. ....	129,867	Wakefield, Mass. ....	11,310
Seattle, Wash. ....	237,194	Walla Walla, Wash. ....	19,364
Sedalia, Mo. ....	17,822	Waltham, Mass. ....	27,834
Selma, Ala. ....	13,649	Warren, Ohio. ....	11,081
Shamokin, Pa. ....	19,588	Warren, Pa. ....	11,080
Sharon, Pa. ....	15,270	Washington, D. C. ....	331,069
Shawnee, Okla. ....	12,474	Washington, Pa. ....	18,778
Sheboygan, Wis. ....	26,398	Waterbury, Conn. ....	73,141
Shenandoah, Pa. ....	25,774	Waterloo, Iowa ....	26,693
Sherman, Tex. ....	12,412	Watertown, Mass. ....	12,800
Shreveport, La. ....	28,015	Watertown, N. Y. ....	26,730
Sioux City, Iowa ....	47,828	Waterville, Me. ....	11,458
Sioux Falls, S. Dak. ....	14,094	Watervliet, N. Y. ....	15,074
Somerville, Mass. ....	77,236	Waukegan, Ill. ....	16,069
South Bend, Ind. ....	53,684	Wausau, Wis. ....	16,560
South Bethlehem, Pa. ....	19,973	Waycross, Ga. ....	14,485
Southbridge, Mass. ....	10,210	Webb City, Mo. ....	11,817
South Omaha, Neb. ....	26,259	Webster, Mass. ....	10,210
South Sharon, Pa. ....	10,190	Weehawken, N. J. ....	11,228
Spartanburg, S. C. ....	17,517	West Chester, Pa. ....	11,767
Spokane, Wash. ....	104,402	Westfield, Mass. ....	15,000
Springfield, Ill. ....	51,678	West Hoboken, N. J. ....	35,403
Springfield, Mass. ....	88,926	West New York, N. J. ....	13,560
Springfield, Mo. ....	35,201	West Orange, N. J. ....	10,980
Springfield, Ohio ....	46,921	Wheeling, W. Va. ....	41,641
Stamford, Conn. ....	25,138	White Plains, N. Y. ....	15,949
Staunton, Va. ....	10,604	Wichita, Kan. ....	52,450
Steelton, Pa. ....	14,246	Wilkes-Barre, Pa. ....	67,105
Steubenville, Ohio ....	22,391	Wilkinsburg, Pa. ....	18,924
Stillwater, Minn. ....	10,198	Williamsport, Pa. ....	31,860
Stockton, Cal. ....	23,253	Willimantic, Conn. ....	11,230
Streator, Ill. ....	14,253	Wilmington, Del. ....	87,411
Sunbury, Pa. ....	13,770	Wilmington, N. C. ....	25,748
Superior, Wis. ....	40,384	Winona, Minn. ....	18,583
Syracuse, N. Y. ....	137,249	Winston Salem, N. C. ....	22,700
Tacoma, Wash. ....	83,743	Winthrop, Mass. ....	10,132
Tampa, Fla. ....	37,782	Woburn, Mass. ....	15,308
Taunton, Mass. ....	34,259	Woonsocket, R. I. ....	38,125
Temple, Tex. ....	10,993	Worcester, Mass. ....	145,986
Terre Haute, Ind. ....	58,157	Yonkers, N. Y. ....	79,803
Tiffin, Ohio ....	11,894	York, Pa. ....	44,750
Toledo, Ohio ....	168,497	Youngstown, Ohio ....	79,066
Topeka, Kan. ....	43,684	Zanesville, Ohio ....	28,026
Torrington, Conn. ....	15,483		

V  
Ale  
Aln  
Am  
Am  
Arn  
Ayl  
Ayl  
Bar  
Bat  
Bea  
Bell  
Ber  
Bic  
Bl  
Bov  
Bra  
Bra  
Bra  
Bro  
Buc  
Cal  
Can  
Can  
Car  
Car  
Cha  
Cha  
Chi  
Chi  
Cin  
Coa  
Cob  
Cob  
Coll  
Cor  
Cra  
Cun  
Dal  
Dar  
Dav  
Des  
Dig  
Dru  
Dur  
Dur  
Edn  
Fair  
Far  
Ferr  
Fert  
Fras  
L  
Fre  
Gal  
Gan  
Gla  
God



## PRINCIPAL CITIES OF CANADA

WITH LATEST OFFICIAL ESTIMATES OF POPULATION

115

815	Alexandria, Ont.....	2,500	Granby, Que.....	4,800
204	Almonte, Ont.....	3,023	Grand Forks, B. C.....	3,000
813	Amherst, N. S.....	8,000	Grand Manan, N. B....	3,200
193	Amherstburg, Ont.....	2,200	Grand Mère, Que.....	4,800
182	Arnprior, Ont.....	4,152	Gravenhurst, Ont.....	2,220
400	Aylmer, Ont.....	2,204	Greenwood, B. C.....	2,500
023	Aylmer, Que.....	3,100	Guelph, Ont.....	13,500
344	Barrie, Ont.....	7,200	Haileybury, Ont.....	4,200
419	Bathurst, N. B.....	2,300	Halifax, N. S.....	54,000
340	Beauport, Que.....	4,500	Hamilton, Ont.....	65,000
814	Belleville, Ont.....	10,000	Hampton, N. B.....	2,500
895	Berlin, Ont.....	13,000	Hanover, Ont.....	2,400
473	Bic, Que.....	2,000	Hawkesbury, Ont.....	4,621
425	Black Lake, Que.....	3,800	Hespeler, Ont.....	2,750
310	Bowmanville, Ont.....	3,500	Hull, Que.....	16,000
364	Bracebridge, Ont.....	3,000	Huntsville, Ont.....	2,152
834	Brampton, Ont.....	3,400	Ingersoll, Ont.....	4,573
081	Brandon, Man.....	13,000	Joliette, Que.....	5,700
080	Brantford, Ont.....	21,000	Kamloops, B. C.....	2,800
069	Brockville, Ont.....	8,940	Kaslo, B. C.....	2,000
778	Buckingham, Que.....	3,900	Kincardine, Ont.....	2,077
141	Calgary, Alberta.....	32,500	Kingston, Ont.....	20,000
693	Campbellford, Ont.....	2,485	Lachine, Que.....	7,200
800	Campbellton, N. B.....	3,600	Lachute, Que.....	2,022
730	Caraquet, N. B.....	2,800	Ladysmith, B. C.....	3,500
458	Carleton Place, Ont.....	4,059	Lauzon, Que.....	3,416
074	Charlottetown, P. E. I..	12,080	Leamington, Ont.....	3,000
069	Chatham, N. B.....	5,600	Lethbridge, Alberta....	9,000
560	Chatham, Ont.....	11,000	Levis, Que.....	7,783
485	Chicoutimi, Que.....	4,500	Lindsay, Ont.....	7,500
817	Chilliwack, B. C.....	3,000	Listowel, Ont.....	2,693
0210	Clinton, Ont.....	2,547	Liverpool, N. S.....	2,600
1228	Coaticook, Que.....	2,830	London, Ont.....	50,000
1767	Cobalt, Ont.....	5,000	Longueuil, Que.....	5,000
5000	Cobourg, Ont.....	5,500	Lunenburg, N. S.....	4,000
5403	Collingwood, Ont.....	7,500	Magog, Que.....	3,516
3560	Cornwall, Ont.....	6,704	Maisonneuve, Que.....	3,958
0980	Cranbrook, B. C.....	3,500	Marysville, N. B.....	2,400
1641	Cumberland, B. C.....	2,000	Matane, Que.....	2,300
5949	Dalton, Man.....	3,000	Meaford, Ont.....	2,600
2450	Dartmouth, N. S.....	4,806	Medicine Hat, Alberta..	5,500
7105	Dawson, Yukon.....	4,500	Midland, Ont.....	4,000
8924	Deseronto, Ont.....	3,527	Milltown, N. B.....	2,044
1860	Digby, N. S.....	2,300	Moncton N. B.....	12,500
1230	Drummondville, Que...	3,000	Montmagny, Que.....	2,500
7411	Dundas, Ont.....	3,173	Montreal, Que.....	375,000
5748	Dunville, Ont.....	2,105	Moose Jaw, Saskatche-	
8583	Edmonton, Alberta.....	25,000	wan.....	11,000
2700	Fairville, N. B.....	3,200	Mount Forest, Ont.....	2,400
0132	Farnham, Que.....	3,800	Murray Bay, Que.....	3,000
5308	Fernie, B. C.....	3,800	Nanaimo, B. C.....	6,800
8125	Fort William, Ont.....	18,000	Napanee, Ont.....	3,800
5986	Fraserville or Rivière du		Neepawa, Man.....	2,200
9803	Loup, Que.....	8,000	Nelson, B. C.....	6,900
4750	Fredericton, N. B.....	8,500	Newcastle, N. B.....	2,860
9066	Galt, Ont.....	9,500	New Glasgow, N. S.....	6,500
8026	Gananoque, Ont.....	3,526	New Liskeard, Ont.....	2,800
	Glace Bay, N. S.....	16,000	Newmarket, Ont.....	3,000
	Goderich, Ont.....	5,500	New Westminster, B.C.	12,000



PRINCIPAL CITIES OF CANADA—Continued

Niagara Falls, Ont.....	10,500	St. Thomas, Ont.....	14,000
Nicolet, Que.....	2,225	Sarnia, Ont.....	10,000
North Bay, Ont.....	8,000	Saskatoon, Saskatchewan	12,800
North Stukely, Que.....	2,800	Sault Ste. Marie, Ont..	8,750
North Sydney, N. S.....	6,200	Seaforth, Ont.....	2,245
North Toronto, Ont....	4,000	Selkirk, Man.....	3,000
North Vancouver, B. C.	3,000	Shawenegan Falls, Que.	3,818
Orangeville, Ont.....	2,511	Sherbrooke, Que.....	15,000
Orillia, Ont.....	6,000	Simcoe, Ont.....	3,400
Oshawa, Ont.....	5,900	Smith's Falls, Ont.....	6,000
Ottawa, Ont.....	84,000	Sorel, Que.....	8,500
Owen Sound, Ont.....	12,000	Souris, Man. ....	2,000
Paris, Ont.....	3,800	Springhill, N. S.....	5,178
Parrsboro, N. S.....	2,705	Stellarton, N. S.....	2,600
Parry Sound, Ont.....	4,400	Stratford, Ont.....	15,000
Pembroke, Ont.....	5,756	Strathcona, Alberta ....	4,500
Penetanguishene, Ont..	3,400	Strathroy, Ont.....	2,933
Perth, Ont.....	3,588	Sturgeon Falls, Ont....	2,400
Peterborough, Ont.....	17,000	Sudbury, Ont.....	2,600
Petrolia, Ont.....	4,135	Summerside, P. E. I....	2,875
Picton, Ont.....	3,698	Sussex, N. B.....	2,200
Pictou, N. S.....	3,235	Sydney, N. S.....	15,000
Portage la Prairie, Man.	7,000	Sydney Mines, N. S.....	7,000
Port Arthur, Ont.....	12,500	Taber, Alberta ....	2,400
Port Hope, Ont.....	4,188	Terrebonne, Que ....	2,000
Prescott, Ont.....	3,019	Thetford Mines, Que...	7,000
Preston, Ont.....	3,800	Thorold, Ont.....	2,800
Prince Albert, Saskatche-		Three Rivers, Que.....	12,000
wan.....	6,500	Tillsonburg, Ont.....	2,450
Prince Rupert, B. C....	2,000	Toronto, Ont.....	328,000
Quebec, Que.....	74,000	Trail, B. C.....	2,000
Red Deer, Alberta ....	2,700	Trenton, Ont.....	4,217
Regina, Saskatchewan..	14,000	Trois-Pistoles, Que....	2,500
Renfrew, Ont.....	3,153	Truro, N. S.....	5,993
Revelstoke, B. C.....	3,500	Valleyfield, Que.....	11,055
Richmond, Que.....	2,057	Vancouver, B. C.....	85,000
Ridgetown, Ont.....	2,405	Vernon, B. C.....	2,000
Rimouski, Que.....	2,750	Victoria, B. C.....	38,000
Roberval, Que.....	3,500	Victoriaville, Que.....	3,000
Rockland, Ont.....	3,000	Virden, Man.....	2,200
Rossland, B. C.....	6,500	Walkerton, Ont.....	3,800
Roxton Falls, Que.....	2,800	Walkerville, Ont.....	2,800
Sackville, N. B.....	3,500	Wallaceburg, Ont.....	3,700
St. Boniface, Man.....	6,800	Waterloo, Ont.....	4,600
St. Catharines, Ont.....	12,000	Waterloo, Que.....	2,000
St. Marie de Beauce,		Welland, Ont.....	2,800
Que.....	3,000	Westmount, Que.....	8,856
St. Henri de Lauzon, Que.	2,250	Westville, N. S.....	3,471
St. Hyacinthe, Que.....	10,000	Wetaskiwin, Alberta ...	3,100
St. Jerome, Que.....	3,619	Whitby, Ont.....	2,110
St. John, N. B.....	42,000	Warton, Ont.....	2,443
St. Johns, Que.....	6,000	Windsor, N. S.....	3,398
St. Marys, Ont.....	3,384	Windsor, Ont.....	15,500
St. Paschal, Que.....	2,500	Windsor Mills, Que....	2,600
St. Paul's Bay, Que....	4,500	Wingham, Ont.....	2,500
St. Raymond, Que.....	4,500	Winnipeg, Man.....	150,000
St. Romauld D'Etchmin,		Woodstock, N. B.....	3,800
Que.....	3,000	Woodstock, Ont.....	10,000
St. Stephen, N. B.....	2,840	Yarmouth, N. S.....	6,430



# MEMORANDA

4,000  
0,000  
2,800  
8,750  
2,245  
3,000  
3,818  
5,000  
3,400  
6,000  
8,500  
2,000  
5,178  
2,600  
5,000  
4,500  
2,933  
2,400  
2,600  
2,875  
2,200  
5,000  
7,000  
2,400  
2,000  
7,000  
2,800  
2,000  
2,450  
8,000  
2,000  
4,217  
2,500  
5,993  
1,055  
55,000  
2,000  
8,000  
3,000  
2,200  
3,800  
2,800  
3,700  
4,600  
2,000  
2,800  
8,856  
3,471  
3,100  
2,110  
2,443  
3,398  
15,500  
2,600  
2,500  
50,000  
3,800  
10,000  
6,430



**BLANK  
PAGE(S)**



31  
DAYS

JANUARY, 1912  
L O V V M C O R

MON. 8 AM 28.75 26° F  
1 Noon 28.82 Fair

(1) Dinner at Dr Justice

New Year's Day 6 PM 28.84 five geese

TUES. 8 AM 28.87 + 18° F

2 At Corington to see Delaney

(2) 6 PM 28.81 + 34° F Snowing

H. E. leaves for Bryn Mawr Pa

WED. 8 AM 28.78 + 32° F 3" Snow

3 PM Rainbow trout 250 in White Rock Gap  
(3) 150 above Rich Patch 100 Pike Pond 100 Pike

5 PM 28.68

THUR. 8 AM 28.68 27° F

(4) 4 Ruby Miss Rings at Taylors for  
lunch on Clifton Ave

10 PM 28.57 + 26° F Windy

FRI. 8 AM 28.69 + 10° F Nov 12°

5 6 PM 28.87 + 7°

(5) 8 AM 28.91 + 6° Windy

10 PM 28.95 + 5°

SAT. 8 AM 29.13 + 1°

6 Noon 29.05 + 11°

(6) 6 PM 28.98 12°

Epiphany In PM John Condie + I go to

Corington in auto

10:30 PM 28.88 - 13° Snowing



31  
DAYS JANUARY, 1912

During night coldest 8° SUN.

1 PM 28.82 + 24° F Clear 7

(7)

10 PM 28.95 + <sup>First Sunday after Epiphany</sup> 10°

8 AM 28.92 + 10° (During night) MON. 8

6 PM 28.43 + 18

10 PM 28.20 + 18 Snow + Sleet (8)

8 AM 28.38 + 12° TUES. 9

at Covington with Weld for his + Carpenters affidavit

6 PM 28.60 + 22° - highest today 30°

8 AM 28.79 + 19° - Fair WED. 10

Putting ice into ice house (10)

8 PM 28.78 + 34° 10 PM 28.50

8 AM 28.82 + 16° THUR. 11

at Covington to meet Supr Harris about 2 cws coal

Snow in 11 PM

6 PM 34° + 28.78 -

8 AM 28.72 25° Snow FRIDAY

1 PM 28.72 30° Clear 12

6 PM 28.88 (12)

10 PM 29.00 16°

8 AM 29.13 + 3° SAT. 13

at Clifton to see McHaven + Withman

6 PM 29.11 + 5° (13)

at Welds for Dinner 6:30'

9 PM - 29.13 - 3° below 0 - 10 PM - 6° below



Sat. night coldest for 11 or more years  
going to 17 below during the night  
DAY 3 JANUARY, 1912  
7 am - 6° below

SUN. 10 AM - 29.09 - Low - Fair  
14 3 PM 28.91 - 20°  
(14) 10 PM 28.75 16°

Second Sunday after Epiphany

MON. 8 am 14° Fair  
15 Snow 20°  
(15) 6 PM 29.51 14°  
10 PM 29.62 9°

TUES. 8 am 28.69 + 4° Fair  
16 noon 28.76 + 15° Windy  
(16) 6 PM 28.83 + 15° 27° warmer  
10 PM 28.92 + 11°

WED. 8 AM 28.93 + 12° + 10° <sup>during</sup> night  
17 noon 28.93 29° Clear Fair  
(17) 6 PM 28.87 + 34° Drive to Covington  
10 PM 28.88 + 32°

THUR. 8 AM 28.92 + 24° Fair  
18 noon 28.78 + 47° <sup>at Covington</sup> higher 52°  
(18) 6 PM 28.78 + 47°  
10 PM 28.67 + 45°

FRI. 7<sup>30</sup> AM 28.50 + 46° <sup>night</sup> Coldest 49°  
19 Fair  
(19)

10 PM 28.88 + 26°

SAT. 8 AM 28.99 + 16° Fair  
20 noon 28.99 + 29° I shan here  
(20) 6 PM 28.91 + 32°



31 DAYS JANUARY, 1912

8 AM - 28.93 + 28° <sup>lower</sup> Night 17° Fair SUN. 21  
 PM Isham John R. & I go to Corington (21)  
 6 PM 28.92

10 PM 28.92 + 36° Third Sunday after Epiphany

8 AM 28.89 + 37° Fair MON. 22  
 6 PM 28.78 + 54 - Today 64

8 PM 28.79 Leave for Abbeville on Nov 1 - 12.30 AM (22)

8 AM 28.68 + 33° Fair TUES. 23  
 1.30 PM 28.62 + 55°

9 PM 28.61 + 42° (23)

8 AM 28.55 + 45° Partly WED. 24  
 1 PM 28.58 + 42°

9 PM 28.61 + 36° some wind ac. & weather (24)

9 AM 28.64 + 29° THUR. 25  
 1 PM 28.59 + 39° Fair

9:30 PM 28.53 + 28° (25)

Home on No 2 - Dinner at Aunt Mary's

8 AM 28.47 + 32° Snowing FRI. 26

Cherrington - here  
 Erectis " (26)

6 PM 28.39 + 32° 10 PM 28.40 + 30°

8 AM 28.44 + 41° Rain SAT. 27  
 Matthews & Ford here

6 PM 28.64 + 35° (27)

10 PM 28.75



31 DAYS JAN. 29 DAYS FEB., 1912

SUN. 28.93 + 25° Cloudy  
28 3 PM 28.84. You Green Preach.

(28)

Fourth Sunday after Epiphany Cargill goes to New York

MON. 28.54 + 34 Snow  
29 6 PM 28.43 + 36 Rain

(29)

10 PM 28.41

McKinley's Birthday

TUES. 28.48 + 35 Cloudy  
30 6 PM 28.52 + 30

(30)

Drive gas home dead at Louisa

10 PM 28.55

WED. 28.50 + 25°

(31)

31 11 AM 28.54 + 26° Windy

6 PM 28.57 + 25°

10 PM 28.60 + 24°

THUR. FEBRUARY 28.60 + 25°

(32)

1 5 PM 28.48

at mills to see Christening of Serena  
by Rev Rogers leave service by Rogers 7:30

FRI. 28.44 + 26° at Amity

(33)

2 6 PM 28.53 + 24° drive home

10 PM 28.60

Mrs King + several call

SAT. 28.66 + 16° - night 15°

(34)

3 12 noon 28.33

6 PM 28.52 + 25° Snow

10 PM 28.43 + 26°



29  
DAYS

# FEBRUARY, 1912

SUN 28.74 + 7 1/2° Fair SUN.  
 6 PM 28.79 + 15° Windy 4  
 8:30 PM 28.80 + 12° (35)

10 PM 28.82 + 10° <sup>Sereno's</sup> Sunday  
 Per Williams

7 AM 28.79 + 10° <sup>Go during night</sup> MON.  
 over night

None 28.79 + 22° Skating with John 5

6 PM 28.75 + 20° on Zeady Reservoir (36)

10 PM 28.78 + 17° <sup>Mr. G. M. Cargill died</sup>  
 at Springfield Va

SUN 28.82 + 90° Fair TUES. 29 AM

6 PM 28.78 + 23° Skating 6

Was Joe Hibbert here for dinner (37)

10 PM 28.79 + 21°

8 AM 28.73 + 11° WED.

Was Ringo + Ruby at dinner at 7

Mrs. Donovan's Clifton Camp (38)

8 PM 28.63 + <sup>Leave for Phila</sup>  
 via Piquette Association

8 AM 28.63 - 29 <sup>War</sup> THUR

12 PM 34 Fair 8

9 PM 28.67 <sup>Caught & returned</sup> (39)  
 from father's funeral

8 AM 28.65 + 22 Arrive Tan CT.

At Corning in Am Fair 9

6 PM 28.60 + 26 (40)

Workman Reception

28.70 + 11° 8 AM SAT.

6 PM 28.60 10

(41)



29  
DAYS FEBRUARY, 1912

SUN. <sup>7am 11°</sup> 8am 28.62 + 24° Fair  
11 6 PM 28.59 + 42° "  
(42) 10 PM 28.65 +

Sexagesima Sunday

MON. 12 M 28.71 + 37° Fair  
12 6 PM 28.78 +  
(43) 10 PM 28.87 + 29° Cloudy

Lincoln's Birthday

TUES. 7am 28.87 + 31° cloudy  
13 8 PM 29.8 + 35° fair  
(44)

Cooke leaves for Lynchburg

WED. 8am 29.4 + 29  
14 Argument before Judge McPherson  
(45) Return from Lynchburg  
10 PM 29.89

THUR. 8am 28.76  
15 10 PM 28.71 + 34° Snowing  
(46) 10 PM 28.68 + 32

FRI. 7 AM 28.53 + 25°  
16 PM at Covington <sup>Clear</sup>  
(47) 6 PM + 28.49 + 45° <sub>To talk about  
his husband</sub>

SAT. 7 AM 28.54 + 25° Fair  
17 10 PM 28.53 + 48°  
(48) Ruby Buck & Mrs. R. G. & Musical  
10 PM 28.50



29  
DAYS

# FEBRUARY, 1912

8 AM 28.45 Rain SUN. 18  
 6 PM 28.47 - (49)  
 10 PM 28.57 Quinquagesima Sunday

8 AM 28.73 = 31 Fogg MON. 19  
 1 PM 28.73 + 62 Clean  
 6 PM 28.61 + 50 (50)  
 10 PM 28.63

5 AM 28.63 - 45<sup>0</sup> to 5 Kayman TUES. 20  
 6 PM 45<sup>0</sup> Rain (51)

8 AM 28.33 + 35<sup>0</sup> WED. 21  
 7 AM from 12 W. 5<sup>0</sup> 30<sup>0</sup> Rain  
 6 PM 27.87 + 42 Rain (52)  
 10 PM 27.91 Windy Thunder

7<sup>30</sup> AM 28.27 - 25<sup>0</sup> Windy THUR. 22  
 12 M 28.53 + 29 " (53)  
 Clear & Wind

10 PM 28.75 + 27 Washington's Birthday  
 7<sup>30</sup> AM 28.93 + Fair FRI. 23  
 at Fenwick with Todd (54)  
 10 PM 29.01 + 30<sup>0</sup>

7<sup>30</sup> AM 29.01 + 24<sup>0</sup> - Attenista SAT. 24  
 Ruler Mrs. Quincy at Clifton higher Rain & Snow (55)  
 10 PM 28.96 + 34<sup>0</sup> Cloudy  
 Miss Van Dinkle at Todd



29 DAYS FEB. 31 DAYS MAR., 1912

SUN. 8 AM 28.81 + 40° Fair

25 Morn + 50° Green Peaches

(56) 6 PM 28.76 + 50°

First Sunday in Lent 10 PM 28.74 + 45°

MON. 7:30 AM 28.49 + 47°

26 at Holly Ann with Mrs. [unclear]

(57) + mild

6 PM 28.16 + 47° - 10 PM 28.19 mild

TUES. 28.36 + 29° Windy

27 Morn 28.46

(58) Mrs. Miss Van Trump, Taylor's [unclear]

to 6:30 dinner - 10 PM 28.61 + 29°

WED. 28.71 + 29°

28 Morn 28.69 + 45°

(59) 6 PM 28.69 + 45°

Council at Lewisburg

Ruby goes to

Stamton to visit

Mrs. Booth

10 PM 28.77

THUR. 7 AM 28.83 + 33°

29 Morn 28.87 +

(60) Mr. Rollins dies

higher snow

10 PM 28.92 + 31

FRI. 7 AM 29.01 + 23° MARCH Fair

1 Morn 29.04 + 32

(61) Ruby returns from Stamton

6 PM 29.07 + 29° 10 PM 29.13 + 24°

SAT. 7 AM 29.20 + 18° Fair

2 Morn 29.18 + 35°

(62) John R. & I ride to Ride Patch Mine

6 PM 29.11 + 37°

10 PM 29.15 + 32°



31  
DAYS

Snow during winter  
MARCH, 1912

1 1/4"

8 AM 29.19 + 9 AM - 29.20 + 29° **SUN**  
3 PM 29.14 + 28° **3**  
Rev Green Preaches **3" Snow** (63)

10 PM 29.13 + 25° **Second Sunday in Lent**

7:30 AM 29.08 + 25° **Snow MON.**  
Mr. Barick here **4**  
6 PM 29.03 + 35° **Fair** (64)

10 PM 29.00

7:30 AM 29.04 + 35° **TUES.**  
at Worthington **Snow** **5**  
with Cargill noon 40° **Snow** (65)

6 PM 29.12 + 33° - 10 PM 29.15 + 29°

7:30 AM 29.06 + 24° **4 Snow WED.**  
**Total Snow 5"** **6**

6 PM 28.91 + 35° (66)

10 PM 28.91

7 AM 28.88 + 27° **THUR.**  
Mrs Means at Worthington **History**  
Drive to C Fee **Disturbance** (67)

6 PM 28.79 + 43° 10 PM 28.80

7 AM 28.76 + 35° **FRI.**  
Mon 28.74 + 44° at Worthington **8**  
6 PM 28.64 + **Recd** (68)

10 PM 28.64

7 AM 28.54 + 35° **Clear SAT.**  
**9**

6 PM 28.72 + 33° (69)

10 PM 28.78 + 27°



31  
DAYS

# MARCH, 1912

SUN. 8 AM 28.87 + 23° Fair

10 Rev James Preaches

(70) 10 PM 28.85 + 32°

Third Sunday in Lent

MON. 7 AM 28.87 + 27°

11 Noon 28.90 + 38° at Cornington

(71) 6 PM 28.85 + 33° Snow

10 PM 28.85

TUES. 28.62 + 33°

12 Rain

(72) 6 PM 28.38 + 37°

10 PM 28.38

WED. 28.39 Mr hymen here

13 Noon 28.54 + 45° at Cornington

(73) 6 PM 28.68 + 43°

10 PM 28.79 +

THUR. 28.90 + 40° at Cornington

6 PM 28.79 + 50° with hymen Harlan + Delaney about patts here

(74)

hymen beams for lower Rain

FRI. AM 28.35

Rain

15 Noon 28.28 + 56° Heavy

"

(75) 6 PM 28.35 + 52°

"

10 PM 28.50 +

SAT. AM 29.89 + 35° Wind

"

16 Noon 29.05 + 40° Clear

(76) 6 PM 29.06 + 50° 10 PM 29.11

at Cornington 7:30 PM with Mrs Raip + Ruby driving team



31  
DAYS

# MARCH, 1912

9 AM 29.21 1/2 + 40° SUN.  
 1 PM 29.14 + 52 60° Fair 17  
 10 PM 29.96 + 54 (77)

arrived at sea with [unclear] Fourth Sunday in Lent

7 AM 28.94 + 35° (72°) Fair MON.  
 7 PM 28.94 + 52 Archibuteo 18

with Delaney get injunction by Judge Anderson re attachment coming in

8.30 AM 28.84 + 39° leave for New York  
 9 P.M. 28.61 1/2 + 64° TUES. 19

clear day visit Maynards New York (79)

8 A.M. 50° WED.  
 10 P.M. 28.67 + 69° 20

10 P.M. Rain (80)  
Thunder storm all night

8 A.M. 28.56 1/2 + 50° THUR.  
 10 P.M. 28.68 + 60° 21

Rain this evening (81)  
cloudy now. 10 P.M.

8 AM 28.92 + 39° FRI.  
 9.30 P.M. 29.04 + 41° 22

8 PM Philadelphia leave for AM (82)

8 am 29.07 + 35° SAT.  
 John R. visit Franklin 23

Angill killed at Delaney's (83)  
6 PM 28.89 + 38° Rain



SUN 10 AM 28.38 Rain  
 24 7 AM 28.25 + 5/10  
 (84) John returns from Cornington  
 Fifth Sunday in Lent 10 PM 28.75

MON. 7 AM 28.51 + 33° <sup>Mr M from</sup> Fair  
 25 noon 28.61 + 42  
 (85) 6 PM 28.69 + 50

TUES. 7 AM 28.81 + 25° Fair  
 26 noon 28.73 + 52  
 (86) 6 PM 28.63 + 60  
 11 PM 28.71 +

WED. 7 AM 28.78 + at Cornington  
 27 6 PM 28.66 + 66° with Lyman  
 (87) Dinner at Home - cold + 10  
 10 PM 28.69 Call at Olds

THUR. 7 AM 28.78 (Kolly from)  
 28 6 PM 28.54 + 52 (16 Tomat)  
 (88) Misses Steel + Skew to dinner  
 11 PM 28.40 Rain

FRI. 7 AM 28.19 + 62  
 29 1 PM 28.19 + 3:44 PM Rain  
 (89) 10 PM 28.49 +  
 High water in River

SAT. 7 AM 28.78 + 53 <sup>Franlin H. H. H.</sup>  
 30 6 PM 28.92 + 60 Fair  
 (90) at Cornington for in Basin

D.  
 7  
 Bell  
 3 P.  
 10  
 7 AM  
 6 PM  
 800  
 11  
 7 AM  
 7 PM  
 10  
 2  
 9.  
 Se  
 Se  
 8  
 K  
 2  
 are  
 M  
 6  
 10  
 1  
 Tie



31 DAYS MAR. 30 DAYS APR., 1912

Morn 28.91 + 65 Fair SUN.  
Rallyr Mrs R ar Stalls 31  
3 PM 70 (91)  
10 PM 28.86 Palm Sunday

7 AM 28.77 APRIL 44° Fair MON.  
6 PM 28.53 Cloudy 1  
800 ft water + Ratt hipodrom here (92)  
11 PM 28.49 + 53 Rain

7 AM 28.34 Rain Rain TUES.  
7 PM 28.21 Showers 2 (93)  
10 PM 44° Phil a del plus

28.67 + 36° snow WED.  
9.30 P.M. 28.46 + 42° 3  
See Raymond Whitehorse in Red Riding (94)  
See Sunnyside

8 A.M. 37° THUR.  
9 P.M. 29.3 + 57° 4  
VPT Association meeting (95)  
Johnam present - H. Kattain

areiehome Fair FRI.  
Morn 28.96 + 65 ar Cor J'a 5  
6 PM 28.89 + 68° (96)  
10:20 PM 28.86 Good Friday

7 AM 28.85 + 55 Fair SAT.  
12 28.81 + 77 6  
6 28.74 + 72 6 (97)  
Fishing ar Valley below Store  
10 PM 28.75 + 67°



30  
DAYS APRIL, 1912

Rain

SUN. 9 AM 28.69 + 55 v wind

7 7 PM 28.78 + 7 windy

(98) 10 PM 28.86 + 43

Easter Sunday 12 PM Fire - House on 2nd

MON. Row from Reno's barn 10 AM

8 7 AM 28.99 + 35 - Cast How  
falls down

(99) 1 PM 28.95  
6 PM 28.93 + 55 Fair FA

11 PM 28.95 at table for cards

TUES. 8 AM 28.93 + 38 Fair frost

9 12 M 28.81 + 65

(100) 6 PM 28.66 + 74

10 PM 28.65 + 61

WED. 7 AM 28.64 + 63 Windy

10 at Nelly Ann with H & Katherin

(101) Trout fishing

10 PM 28.71

THUR. 6 PM 28.65 Fair

11 - Joe Hunter here - at Corrie's

(102) to see Helman & Slay dump

10 PM 28.69 + 55 at Judge Anderson's

FRI. 7 AM 28.72 + 50 Fair

12 12 28.64 + 76

(103) 6 PM 28.54 + 75

Dancing Party here

SAT. 7 AM 28.64 + 72 Showers

13 10 PM 28.59 + 72

(104)

119 Katherin + Ben to Supper at Katherin's



30  
DAYS APRIL, 1912

8 AM 28.79 + 62° SUN.

10 PM 28.80 - Rain, John 14

H + Katherine McGowan leave (105)

for Philadelphia First Sunday after Easter

12 M 28.78 + 75° Fair MON.

6 PM 28.75 + 75° 15

10 PM 28.79 + 62 (106)

6 PM 28.63 + 72 Fair TUES.

at Livingston with Melway 16

Harrison + Wild (107)

leave for Richmond

8 AM 28.5 60° Show WED.

10 PM 28.4 68° 17

(108)

8 A.M. 68° Fair THUR.

18

(109)

8 AM 28.67 41° cloudy FRI.

9 PM 28.79 48° 19

(110)

7 AM 28.82 + 43 SAT.

New 28.81 + 57 6 PM 58 20

10 PM 28.79 (111)



SUN. 9 AM 28.79 + 45°  
 21 12 28.74  
 (112) 10 PM 28.68 + 53

Second Sunday after Easter

MON. 8 AM 28.53 + 55° Rain  
 22 Arr Corinth to meet King Ford & Mathew  
 (113) 6 PM 28.30 + 72

Leave on 11:25

TUES. 8 A.M. 53° fair  
 23 Arrin Cin to 1 hr late 9:15 Am  
 (114) Leave at 12:01 for Oakland

At Seaford

WED. 8 A.M. 53° fair  
 24 9:30 P.M. 52° cloudy  
 (115) At Hub & A Co directors meet  
 leave at 3:38 - Arrin Am 12 midnight

THUR. 8 AM 29.12 Fair  
 25 10 AM 29.09 + 74  
 (116) 7 PM 29.06  
 10 PM 29.05

FRI. 7 AM 29.18 At Cor for with  
 26 Peter Combe & Selwyn Shover  
 (117) 6 AM 28.80  
 10 PM 28.98 Rain

SAT. 7 AM 28.87 Rain  
 27 6 AM 70°  
 (118) 10 PM 28.84 Fair  
 Poking reads history of Allegheny  
 County at Club

3  
 DA  
 80  
 30  
 10  
 7  
 10  
 70  
 6  
 10  
 70  
 20  
 10  
 70  
 6  
 10  
 70  
 6  
 10  
 70  
 6  
 10  
 70  
 6



30 DAYS APR. 31 DAYS MAY, 1912

8 AM 28.95 5-20 Fair SUN.  
28

3 PM 28.81  
10 PM 28.75 (119)

Third Sunday after Easter

7 AM 28.55 Rain MON.  
29

10 PM 28.38 (120)

7 AM 28.44 Fair TUES.  
30

6 PM 28.68 (121)

10 PM 28.78

7 AM 28.85 MAY Cloudy WED.  
1

noon 28.88 Fair (122)

10 PM 28.82

7 AM 28.80 Fair THUR.  
2

Rainy quiet to station  
to meeting State Federation Women Club  
6 PM 28.67 - Hottest day yet (123)

10 PM 28.70 (Paco Creek Santa)  
(settled)

7 AM 28.78 Fair FRI.  
3

noon 28.75 + 750 (124)

6 PM 28.69 + 72

7 AM 28.77 John R + G SAT.  
4

10 PM 28.75 Trout fishing

at Wallyam Jan 11 - 1-12 (125)







31  
DAYS MAY, 1912

5 AM 28.47 + 62°  
7 PM 28.42 + 70 Rain  
SUN. 12  
(133)

10 PM 28.50+ Rogation Sunday

7 AM 28.60 + 55 Fair  
8 PM 28.83 + 57  
10 PM 28.87 + 47  
MON. 13  
(134)

7:30 AM 28.88 + 50 Sandford  
1 PM 28.79 + 64 at Cornington  
6 PM 28.75 + 57 Tennis  
TUES. 14  
(135)

10 PM 28.78 + 49  
7 AM 28.68 + 52  
7 PM 28.58 + 55 Rain  
WED. 15  
(136)

10 PM 28.55 Rain

7 AM 28.39 + 53 Rain  
1 PM 28.33 +  
7 PM 28.35 + 57 Cloudy  
THUR. 16  
(137)

10 PM 28.42 or Clifton Ascension Day

5:30 AM 28.44 + 50  
at reception with Mr. Lyman  
+ cold returning on 2  
FRI. 17  
(138)

1 AM 28.90

5 AM 28.95 Fair  
6 PM 28.85 + 67  
at Ham level to 6 PM Dinner  
SAT. 18  
(139)

10 PM 28.92 + 50° Fair



31  
DAYS MAY, 1912

at Cornington in Am

SUN. 8. am 28.96 + 60 Fair

19 run 26.40 + 80 at Cornington

(140) 10 PM 28.92 + 60 in P.M.

Sunday after Ascension Pulled out of creek

MON. 7 am 28.96 + 60 Fair

20 10 PM 28.88

(141) at Cornington with hymen white

field, Ham + Hensell

TUES. 7 am 28.90 + 60 hymen Ham

21 6 PM 28.79 + 78 white field +

(142) in auto trip to Roaring Run

Chick Mtn. Gala! Longdale 7 am to 4 pm

WED. 7 am 28.85 + 50 - P.M. in

22 6 PM 28.78 + 77 Harris

(143) 11 PM 28.81 + 56 Hensell

P.M. in Harris + white leave

THUR. 7 am 28.85 + hymen leave

23 6 PM 28.76 + 79

(144) up Jackson River with Hensell

10:30 PM 28.78 + 63

FRI. 7 am 28.76 + 68 Fair

24 6 PM 28.66 + 80

(145) 10 PM 28.70 + 70

Hensell + Harris

SAT. 7 am 28.76 + 68 Shun

25 6 PM 28.78 + 65

(146) Cornington H.S. 15 km

Clifton Home Womans Club Rev

at Clifton Auto Club - V.P.

31  
DAY

50  
6 P  
10 P

70  
17  
6 P  
10 P

70  
6 P  
10 P

70  
17  
V

60  
70  
6 P  
10 P

70  
6 P  
10 P

70  
60  
10



Sleep on Porch Sat 25 May  
31 DAYS MAY, 30 DAYS JUNE, 1912

5 AM 28.90 + 57. *During night 47°* SUN.  
6 PM 28.79 + 65 *Fair* 26  
(147)

Whitsunday

7 AM 28.82 + 50 *During night 47°* MON.  
12 M 28.75 + 78 *Fair* 27  
(148)

6 PM 28.67 + 74  
10 PM 28.67 + 70 *Windy*

7 AM 28.60 + *Shower* TUES.  
At Jordan with hold 28  
(149)

6 PM 28.49 + 75  
10 PM 28.48 + *Fair*

7 AM 28.46 + 65. *Cloudy* WED.  
12 M 28.46 + 77 29  
Mr Harway Sanford here (150)

6 PM 28.52 + 66  
7 AM 28.64 + *Fair* THUR.  
6 PM 28.73 + 68 30

10 PM 28.79 + 55 (151)  
*9 more in shop* Memorial Day

7 AM 28.83 + 56 *Fair* FRI.  
28.81 + 77 31  
(152)

6 PM 28.75 + 75  
10 PM 28.79 + 55 *Sueads Call*

7 AM 28.83 *JUNE 60°* *Fair* SAT.  
Phillips Sham here 1  
(153)

6 PM 28.73 + 82  
10 PM 28.74 + 74



Hot night

30  
DAYS

JUNE, 1912

SUN. 8 AM 28.76 + 73 + Fair

2 1/2 PM 28.66 + 83

(154) *John leaves. Shower*

Trinity Sunday 10 PM 28.70 + 62

MON. 7 AM 28.76 + 70 Fair

3 6 PM 28.72 + 78

(155) 10 PM 28.75 + 60

School Backpage

TUES. 7 AM 28.75 + 65 Show

4 6 PM 28.73 + 70 Fair

(156) 10 PM 28.95 + 62

School Commencement

WED. *Harriet Indye returns*

5 7 AM Shipley School Fair

(157) 6 AM 28.84 + 57 - 12 - 28.85 + 70

6 PM 28.82 + 78 10 P 28.84

THUR. 7:30 AM 28.80 + 70 *Home ankle left*

6 2 PM 28.70 + 82 mild

(158) 6 PM 28.67 74

At home with Sprained left ankle

FRI. 7 AM 28.81 + 65 Fair

7 1 PM 28.79 + 72 Mild

(159) 6 PM 28.78 + 65

10 PM 28.85 + 53

SAT. 7 AM 28.92 + 57 46 during night

8 10 AM 28.91 + 69 Fair

(160) 10 PM 28.92 + 45



30  
DAYS JUNE, 1912

8am 29.02 + 54 During night 40  
3PM 28.95 + 74 Fair 9  
7PM 28.95 + 63 (161)

1030 29.04 + 46 First Sunday after Trinity

7am 29.13 + 53° During night 42 MON.  
12 M 29.12 + 72 10  
10 PM 29.03 + 52 (162)

Put in 2 new screens in Elmore

8am 29.05 + 56° Fair TUES.  
12m 28.98 + 75 11  
6 PM 28.88 + 75 - 10 PM 28.88 + 53 (163)

Mrs Gooch + Miss Bourdette here

7am 28.85 + 57° Fair WED.  
6 PM 28.65 + 80 12  
(164)

Elmore breaks casing for main shaft

7am 28.64 + 70 Fair THUR.  
12 M 28.58 + 83 13  
6 PM 28.52 + 83 (165)

10 PM 28.53 + 65  
8am 28.58 + 68 FRI.  
12 M 28.59 + 65 Summers 14

Mrs Gooch + Miss Bourdette leave (166)  
6 PM 28.60 + 58 10 PM 28.62 + 57

8 am + 57 Rain SAT.  
12 M 28.64 + 65 15  
6 PM 28.58 + 70 clear (167)  
10 PM 28.63 + 60



30  
DAYS JUNE, 1912

SUN. 8am 28.65 + 68  
16

(168) 6 PM 28.70 + 78 Rain

Second Sunday after Trinity  
10 PM 28.72 + 58

MON. 7am 28.71 + 74  
17 8am Rain  
8 PM Rain

(169) 10 PM 28.70 + 64

Taylor's up to say goodbye - going to hospital

TUES. 8am 28.70 + 74

18 12 M 28.66 + 83 Shower

(170) 6 PM 28.62 + 72

10 PM 28.61 + 64

WED. 8am 28.57 + 68 Rain

19 12 M 28.60 + 74

(171) 7 1/2 PM 28.62 + 70 Wind

10 1/2 " 28.66 + 64

THUR. 7am 28.51 + 65 Fair

20 12 M 28.73 + 72

(172) 6 PM 28.73 + 72 Temis

10 PM 28.78 + 52

FRI. 7am 28.84 + 58 Fair

21 2 B Milk in on here for dinner

(173) 7 PM 28.79 + 72

10 PM 28.81 + 64

SAT. 7am 28.88 + 63 Fair

22 Miss Cobb arrives

(174) 10 PM 28.92 + 64

Tailor terminated at Chicago



30  
DAYS JUNE, 1912

8 AM 28.95 + 68 Rain SUN.  
2:30 PM 28.92 + 80 23  
10 PM 28.92 Cloudy (175)  
John R visits Seaton's Third Sunday after Trinity

7 AM 28.91 + 68 Fair MON.  
Alleyhairey Automobile 24  
Club meets here - Rain (176)  
10 PM 28.85 +

7 AM 28.82 + 68 Rain TUES.  
1 PM 28.76 + 78 Rain 25  
6 PM 28.73 + 75 Clear (177)  
10 PM 28 + 73

7 AM 28.77 + 66 Fair WED.  
7 PM 28.70 + 72 Cloudy 26  
10 PM 28.72 Rain (178)

7 AM 28.76 + THUR.  
Cress Ringier & Wife here 27  
6 PM 28.76 + 62 Rain (179)  
10 PM 28.83 Thunder Storm

7 AM 28.88 + 66 Cloudy FRI.  
At Fenwick Fair 28  
(180)

10 PM 28.85  
7 AM 28.87 + 68 Fair SAT.  
6 PM 28.75 + 78 29  
10 PM 28.79 + 70 (181)  
Cress Ringier & Wife here



30 DAYS JUNE, 31 DAYS JULY, 1912

SUN. 8 AM 28.79 + 74 Rain  
30

(182) 10 PM 28.82 9 PM

Fourth Sunday after Trinity

MON. 7 AM 29.77 + 66

1 John R returns from Ashland  
(183) 10 PM 29.01

Broken Rings leaves for Wash DC

TUES. To Mary Marguerite Hummel

2 and go to Angels Cal. Fair  
(184) 7 AM 29.07 + 65

6 PM 29.01 + 75 - 10 PM - 29.03

WED. 7 AM 29.05 + 63

3 10 PM 28.91 +  
(185)

THUR. 6 AM 28.88 + 65

4 Picnic at Colemans  
(186) on Dunlap Creek 5 Staves  
Independence Day 10 PM 28.83

FRI. 7 AM 28.95 + 70

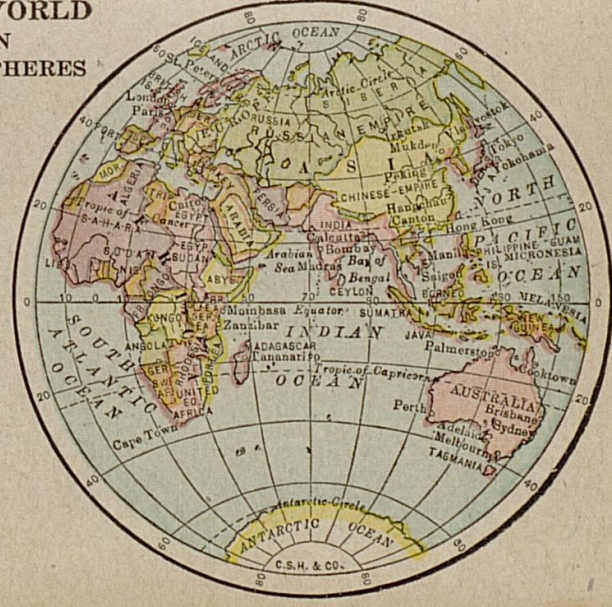
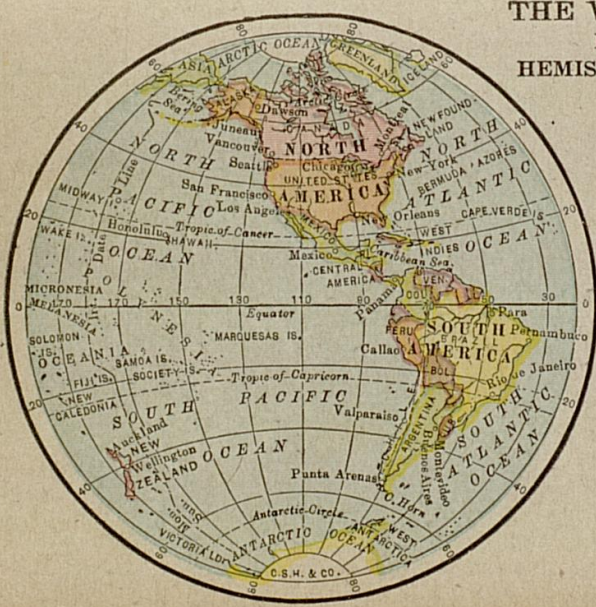
5 10 PM 28.90 Mowers  
(187)

SAT. 7 AM 28.98 + 66

6 10 1/2 PM 28.95 Fair  
(188)



THE WORLD  
IN  
HEMISPHERES







Fragmentary text from an adjacent page, including the following words and phrases:

Mile  
Sand  
Harbor  
Living  
Cinnab  
YELLOW  
NAT. P  
Cod  
W  
Lander  
Rock &  
Pa  
S  
D Sp  
Ragg  
Grand  
le  
R  
Gunn  
Montrose  
Telluride  
Silvertop  
Dursing  
R  
A  
Tierra  
A  
San  
Gallup  
Cut  
Belon  
NE  
Magdala  
Silver  
City B  
Deming  
Ciudad  
Juarez  
Sierra  
Casas  
Chiluo  
UN  
0  
C.S.H. & C  
F



















Eagle River Mandan  
Columbus KEWEENAW PT.



**CENTRAL STATES**

SCALE OF MILES  
0 25 50 75

**INDIANA**

**OHIO**

**WISCONSIN**

**MICHIGAN**

**WISCONSIN**

**INDIANA**

**OHIO**

**WISCONSIN**

**MICHIGAN**

**WISCONSIN**

**INDIANA**

**OHIO**

**WISCONSIN**

**MICHIGAN**

**WISCONSIN**

E. C. S. H. & CO.

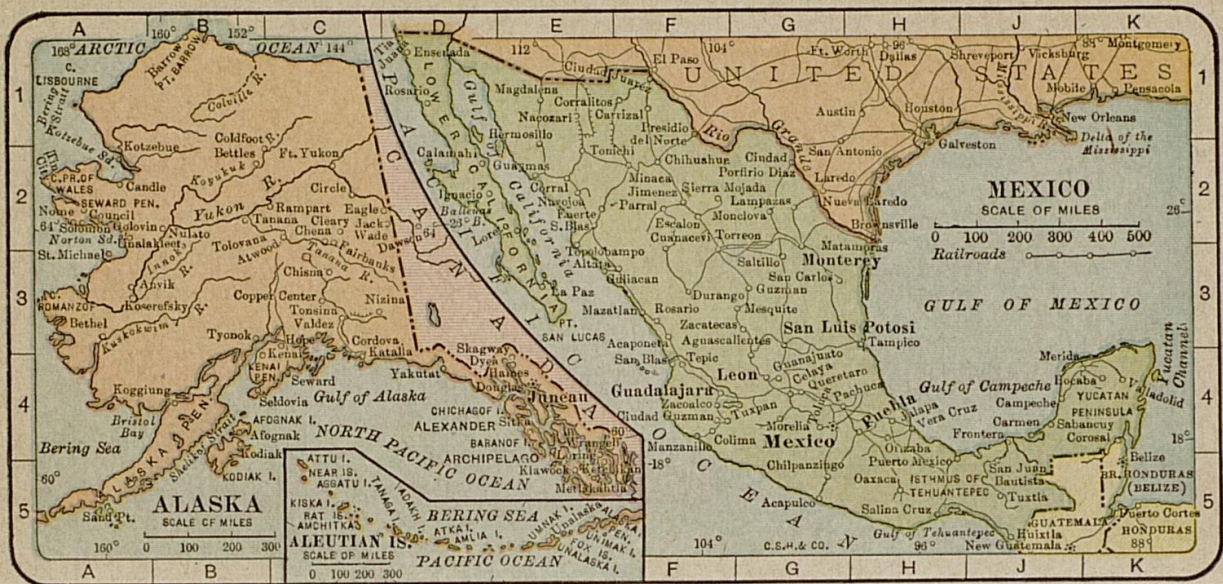






















8 AM 28.97 + 66 Fair SUN. 7  
 1 PM 28.87 + 76  
 10 PM 28.91 + (189)

Fifth Sunday after Trinity

7 AM 28.95 + 66 MON. 8  
 Auto accident near Falls  
 Mr + Mrs Jones + Miss Stubb  
 all have arms broken Goto NY (190)

Bright forenoon + little  
 haze in afternoon TUES. 9  
 Dr. Mrs. Jones meet home (191)  
 at 11 A.M. in evening, Dr. Jones  
 accompanied Julia C. Baker  
 school to tea

9 AM 28.86 + 68 cloudy WED. 10  
 10 PM 28.77 - 68 Rain (192)

7 AM 28.74 Return from THUR. 11  
 school  
 Thomas 6-40 - 1912 model arrives  
 showers (193)  
 6 PM 28.70 + 73

7 AM 28.74 + Fair FRI. 12  
 Allegheny Auto Club goes  
 to White Sulphur Springs (194)  
 Mrs R. J. Montooth go with us

7 AM 28.81 + 70 Fair SAT. 13  
 10 PM 28.84 + (195)  
~~10 PM 28.84 +~~





31  
DAYS JULY, 1912

SUN. 7 AM 28.88 + 72° Fair

14 3 PM 28.84 + 89

(196) 10 PM 28.90

Sixth Sunday after Trinity

MON. 7 AM 28.90 + 72

15 11 PM 28.87 +

(197) Mild + Julia lose to Mylie + Jack

John + Archie lose to Howell + Mrs Ed

TUES. 7 AM 28.88 + 71

16 Ruth Sexton + J lose to H + S Hillborn

(198) H + S + J + S to Walter + M + King

10 PM 28.87 +

WED. 7 AM 28.92 + 72

17 Ross + Mrs Ed lose to Mylie + John

(199)

THUR. 7 AM 28.84 + 74

18 John B. Lindsey Jr here

(200) 2 PM Rain

10 PM 28.98

FRI. 7 AM 28.83 + 74

19 Mylie + John trim over

(201) 2 for 2 + 1 for 1

12 for 6 + 3

SAT. 7 AM 28.96 + 64 2 1/4 less on

20 Fishing at Davidsons on

(202) Jackson River with Cheryl

10 PM 28.91 +



31  
DAYS JULY, 1912

air

8am 28.83 + 74  
10PM 28.79

Cloudy  
SUN.  
21

(203)

Seventh Sunday after Trinity

at  
Ed

7am 28.79 + 79  
11am 28.80 +

MON.  
22

(204)

Next Bullard here

Left  
King

5am 28.87 + 60

TUES.  
23

leave for Ashland

(205)

John

Leave with Wilka, Dabell

WED.  
24

John Sutton on No 2

(206)

Heavy Storm

Arrive at 2am

28.45  
THUR.  
25

5am 28.45 + 76

(207)

rev

At Camp Sawyer

FRI.  
26

(208)

own  
Em  
on  
myself

SAT.  
27

(209)

||



31  
DAYS

JULY,

31  
DAYS

AUG., 1912

SUN.  
28

At Camp Sam Jones

(210)

Eighth Sunday after Trinity

MON.  
29

8:30 am - 28.53 + 70  
Rain

(211)

TUES.  
30

At Camp

(212)

WED. 8:30 am 28.54 + 62°  
31 12 am 28.49 + 75

(213)

THUR.  
1

At Camp

AUGUST

(214)

FRI.  
2

||

(215)

SAT.  
3

At Camp

6 am 50°

(216)

Rain



At Camp 6 AM 50 SUN. 4  
213 + med Section here fair (217)

Ninth Sunday after Trinity

At Camp 6 AM 50 MON. 5  
fair (218)

10 PM 28.90

5 AM 28.94 + 62 fair TUES. 6  
6 PM 28.86 + 73 (219)  
10 PM 28.90 +

7 AM 28.92 + 50 WED. 7  
At Camp (220)

THUR. 8  
// (221)

FRI. 9  
// (222)

SAT. 10  
// (223)



31  
DAYS AUGUST, 1912

SUN.  
11

At Camp

in Am  
Showed

(224)

Tenth Sunday after Trinity

Mrs Rose Means Ballard here  
and stays over night at  
camp

MON.  
12

Break up Camp  
arrive home 11 AM

(225)

6 PM 28.75 + 82°

Fair

TUES.

13

6 AM 28.85 + 60°  
Lily Maynard here

(226)

Fair

WED.

14

6 AM 28.83 + 45°  
Rose, Lily, Hilda, Isobel  
& Harriet leave for Oakland

(227)

6 PM 29.78 + 85°

10 PM 28.80

Fair

Fair

THUR.

15

(228) Fishing with Cavall  
& Howell on Cow pasture

10 PM 28.78 + 70°

FRI.

16

(229) 7 AM 28.86 + 64° Fair

(229)

6 PM 28.80 + 78°

10 PM 28.96

SAT.

17

(230) 7 AM 28.92 + 62° Fair

(230)

10 PM 28.88 + 66°  
Cloudy  
Fair



31  
DAYS AUGUST, 1912

9 AM 28.83 +

SUN.

Rev Senns Preacher  
Showers

18

(231)

10 PM 28.78

Eleventh Sunday after Trinity

7 am 28.78 + 66

MON.

19

At Jordan with Jald Marshall  
Elmore foot brake broken

(232)

10 PM 28.68

TUES.

20

7 am 28.67 + 70

Showers

(233)

10 PM 28.63

WED.

21

7 am 28.59 +

Fair

Cloudy

(234)

10 PM 28.50

high clouds

7 am 28.46 + 70

THUR.

22

1 PM 28.45 +

Fishing with John around  
Meadow

(235)

10 PM 28.44

FRI.

23

7 am 28.45 + 66

Fair

(236)

12 PM 28.54

10 PM 28.74 + 56

6 am 28.79 + 53

SAT.

24

here with M 10.30 AM

Stamton 1.30 PM

Newmarket 6.00

Mordstock 8.30

(237)



Trip in Thomas 6<sup>40</sup> auto

31 DAYS AUGUST, 1912

30 DAY

Mrs. Ringo Mrs. ...  
May 10 ...  
July 27 ...

leave Northbrook

SUN. Front Royal 10:30

238 Sun. Winchester 12:30

238 (238) Harper's Ferry #30  
Sun. Sunday after Trinity 6:30 Mon. 9:30

MON. Sun. New Market 12:30

(239) Huray, Covens 4:30 to ...

Sun. New Market 7:30

240 Sun. Harrisonburg 10:45

TUES. Staunton 10:30 to ...

Call on Mrs. Gooch

Beverly Garage for tires ...  
3:30 PM Northway 44 1/2 miles

WED. 7 AM 28.84 + 52°

28 Noon 26.74 +

(241) 8 PM 28.65

leave for Phila

THUR. at Philadelphia

29 meeting Va P D Assoc

(242) Laborn there

FRI. Go through to Key West

30 call on John Boone

(243) spend night at Thermoind

SAT. 12. M - 28.78 +

31

(244) 10 PM 28.79

7  
1  
10  
9:30  
7  
10  
7  
on  
with  
lean  
7  
12  
11  
10  
8  
10  
6:30  
F  
Ed  
on  
8  
10



30  
DAYS

SEPTEMBER, 1912

7:30 AM 28.81 + 80

SUN.

1 PM 28.78 + 92

1  
Fair (245)

10 PM 28.79

Wagner to ten Thirteenth Sunday after Trinity

7 AM 28.79 + 76

MON.

10 PM 28.79

2  
Fair (246)

Labor Day

7 AM 28.79 + 66

TUES.

on Jackson Run T. A. Hunt & D. F. B. Dodge  
with Carpell & Carpenter (247)

Caught 1 3 1/2 lb + 3 lb in wooden minnow

7 AM 28.89 + 72

WED.

12 M 28.90 + 85

4  
Fair (248)

Mr. Hearne & Miss Claypool here

10 PM 28.91 +

8 AM 28.93 + 75

THUR.

10 PM Mrs. Means & Harriet 5

leave for Phila. New York + (249)

Smith College at Northampton Mass

6:30 AM 28.83 + 64

FRI.

Fishing on Potts Creek with 6

Carpell - 3 Pike + 3 Bass (250)

on wooden minnow

8 AM 28.76

SAT.

Rain at 1 PM 7

7

(251)

10 PM 28.70



30  
DAYS

SEPTEMBER, 1912

SUN. 8 AM 28.68 + 68 Fair  
8 3 PM 28.63 + 90  
(252) 10 PM 28.70  
Fourteenth Sunday after Trinity Rally in Phila.

MON. 10 PM 28.76 + 66 Fair  
9 6 PM 28.74 + 80  
(253) Tennis

TUES. 6 AM 28.85 + 56 Fair  
10 on Jackson River McAllister  
(254) 2 1/2 - 2 lbs bass 9 on wooden  
10 PM 28.85 window

WED. 6 AM 28.83 + 54 Fair  
11 A L Wash here  
(255) 12 M 28.75  
10 PM 28.67

THUR. 7 AM 28.72 + 66 Fair  
12 10 PM 28.73  
(256) John + Mrs Ringo at Irvine's  
to Church Supper

FRI. 7 AM 28.77 + 66 Fair  
13 11 AM Shower  
(257) 10 PM 28.80 + 65

SAT. 7 AM 28.86 + 65 Fair  
14 7 AM out to Savage here  
(258) 10 PM 28.91 + 77



30  
DAYS

# SEPTEMBER, 1912

9 AM 28.87 + 70  
 1 PM 28.78 + 83 Cloudy  
 6 PM 29.70 + 72 Shower (259)  
 10 PM 28.69 Fifteenth Sunday after Trinity

SUN.

15

9 AM 28.69 + 70 Fair  
 6 PM 28.68 + 74 Cloudy  
 10 PM 28.70 +

MON.

16

(260)

6:15 AM 28.73 + 57 Cloudy  
 3:30 PM 28.63 + 75 Fair  
 Fishing on Potts Creek  
 1 bass + 4 perch on woodchuck

TUES.

17

(261)

5 AM Thunder Storm  
 9 AM 28.62 + 66  
 1 PM 28.57 + 80 2° Storm  
 6 PM 28.60

WED.

18

(262)

5 AM 28.60 + 62 Fair  
 1 PM 28.60 + Fair from Northampton

THUR.

19

(263)

10 PM 28.75 + 53 Fair  
 7 AM 28.82 + 48° Fair  
 10 PM 28.88 + 52

FRI.

20

(264)

9 AM 47° Fair  
 12 M 28.89 + 72  
 10 PM 28.88 +

SAT.

21

(265)



30  
DAYS

# SEPTEMBER, 1912

30  
DAYS

SUN.

1 550  
22 12 AM 28.88 + 72

(266)

10 PM 28.78 Rain

Sixteenth Sunday after Trinity

all night

MON.

7 AM 28.73 + 62 Rain  
23 5 PM 28.67 + 62 All day

(267)

Nerve on Right leg dull  
leave for New York on Special

TUES.

Arrive 9:30  
24 lunch with Hyman Rain

(268)

Review with Lily + stay over  
night 2 AM Sea in

WED.

Quarterly meeting  
25 Midway Harmon Peapack

(269)

Hyman + I present  
Athlet South - See Rain of picture

THUR.

Lunch with John  
26 Talk to Hinesdale

(270)

Leave for home 2 1/2 Cunningham  
on train

FRI.

7 AM 28.87 + 60 Cloudy  
27 Milk in beer

(271)

10 PM 28.97 + 52 Clear

SAT.

7 AM 29.08 + 49  
28 1 PM 29.04 + 65

(272)

10 PM 29.07



30  
DAYS

SEPT.

31  
DAYS

OCT., 1912

6am Shower

8am 28.92 + 50

Fair

SUN.

29

(273)

1 PM 28.84 + 70

at Koughdale

10 PM 28.90

Seventeenth Sunday after Trinity

7am 28.96 + 44°

Fair

MON.

30

(274)

1 PM 28.90 + 62

6 PM 28.82 + 58

Com. "A" 6:00

11:30 PM 28.86 + 45

Prabhu Das

OCTOBER

7:30 am 28.86 + 40

Fair

TUES.

1

(275)

10 PM 28.93 + 42

7am 29.02 + 38°

Fair

WED.

2

1 PM 28.99 + 63°

6 PM 28.90 + 56

Tennis

(276)

6am 28.88 + 50

leave on N<sup>o</sup> 3

THUR.

3

at Kayllor

Fair (277)

at Kington Hotel McCoom

11:30' arrive home

FRI.

4

10 PM 28.82 + 60

(278)

7am 28.93 + 52°

Fair

SAT.

5

(279)

John Rich

8 PM 28.89

10 PM 28.92 +



31  
DAYS

OCTOBER, 1912

SUN. 8 AM 28.94 + 53 Fair  
6 In Union to Goshen  
(280) with Monteith

Eighteenth Sunday after Trinity 8 PM 28.82

MON. 7 AM 28.95 + 46 Fair  
7 12 M 28.65 +  
(281) 6 PM 28.55 + 75  
10 PM 28.54 ↓

TUES. 7 AM 28.76 + 44 Fair  
8  
(282) 10 PM 28.82

WED. 7 AM 28.87 + 46 Fair  
9 1 PM 28.82  
(283) 10 PM 28.80

John at Isabelle's Birthday party  
THUR. 7 AM 28.85 + 50 Fair  
10  
(284) at Newark  
ant hits 11 AM in hills  
10 PM 28.88 +

FRI. 7 AM 28.90 + 54 Fair  
11  
(285) 10 PM 28.80 Clouds

SAT. 7 AM 28.98 + 58 Fog  
12  
(286) 10 PM 29.80 +

Columbus Day



31  
DAYS

OCTOBER, 1912

9 AM 28.92 + 58 Rain SUN.  
3 PM 28.93 + 54 " 13  
7 PM 28.94 + " (287)

10 PM 29.00 + 50 Nineteenth Sunday after Trinity

9 AM 29.02 + 54 Cloudy MON.  
12 M 29.03 + 56 Rain 14  
6 PM 28.98 + 50 (288)

Leave with Mrs M for Ashland TUES.  
visit Mr MB Seaton 15  
(289)

7 am. 35° Fog WED.  
12 am Clear 16  
8 P.M. 29.04 (290)

Supper at M. A. Means

2 am. 28.97 38° fog THUR.  
In Cincinnati 17  
(291)

Leave 6:30' PM for home

7:30' AM 28.80 + 50 FRI.  
10 PM 28.74 Rain 18  
(292)

7 AM 28.69 + 59 All night Rain SAT.  
10 PM 28.82 Clear 19  
(293)



SUN. 7:30 AM 28.90 + 38 Fair  
 20 10 PM 28.92 + 44  
 (294)

Twentieth Sunday after Trinity

MON. 7 AM 28.98 + 40 Fog  
 21 10 PM 28.95 + 57 Cloudy  
 (295)

TUES. 7 AM 28.86 + 54  
 22 hymn at Cornington  
 (296) 6 PM 28.70 + Rain  
 10 PM 29.61 Rain

WED. 7 AM 28.54 + 55 Wind  
 23 Lyma + Mount cleaning  
 (297) 6 AM 28.67 + 43 Windy

THUR. 7 AM 28.69 + 44 Windy Fair  
 24  
 (298) 10 PM 28.69 + 45

FRI. 5:30 AM 28.64 + 44 Fair  
 25 12 M 28.61 + 59 Windy  
 (299) Mrs Mary Edgerton here with Rob  
 at hot + warm Spring in Antio

SAT. 5:30 AM 28.70 + 44 Fair  
 26 Mrs Edgerton leaves at Mr Isler  
 (300) Antio  
 Auto trip in Rich Patt + Blue Spring  
 10 PM 28.75 + 50



31 DAYS OCT., 30 DAYS NOV., 1912

8am.  $34^{\circ} + 28.84$  Fair SUN.  
3 PM  $28.76 + 68$  27  
10 PM  $28.88 + 38$  (301)

*Deham leaves* Twenty-first Sunday after Trinity

7am  $28.83 + 33$  Fair MON.  
1 PM  $28.88 + 70$  28  
10 PM  $28.80 +$  (302)

7am  $28.82 + 36$  Fair TUES.  
6 PM  $28.69 +$  29  
10 PM  $28.72 + 44$  (303)

7am  $28.78 + 43$  Fair WED.  
10 PM  $28.80 + 45$  30  
(304)

7am  $28.82 + 45^{\circ}$  Fair THUR.  
10 PM  $28.70 + 45$  31  
(305)

7am NOVEMBER  $28.48 + 53^{\circ}$  Rain FRI.  
1 PM Clear 1  
(306)

10 PM  $28.58 + 46$  Rain

7am  $28.61 + 45$  SAT.  
windy Cold 2  
4 PM  $36^{\circ}$  (307)  
10 PM  $28.85 + 330$



30  
DAYS

# NOVEMBER, 1912

*dumpy night 28°*  
SUN. 5 AM 28.99 + 24 Fair  
3 53 PM 28.92 + 42  
(308) 10 PM 29.06 + 28°

Twenty-second Sunday after Trinity

MON. 7 AM 29.15 + 22 Fair  
4 cloudy  
(309) 10 PM 29.10 + 37

TUES. 7 AM 29.13 + 28 Fair  
5  
(310) 6 PM 29.00 + 46  
Election Day 10 PM 29.00 + 45

WED. 7 AM 28.95 + 46  
6 Nelson & Marshall were elected  
(311) 10 PM 28.70 + 52

*Corintha Furnace put out of blast*  
THUR. 7 AM 28.43 + 56 Rain  
7 Steady rain  
(312) 10 PM 28.50 + 53

FRI. 7 AM 28.68 + 40 Windy  
8 12 M 28.66 +  
(313) 10 PM 28.71 + 45 Windy Rain

SAT. 7 AM 28.78 + 45 Windy  
9 10 PM 28.97 42  
(314) Harold & Mary arrive



8 AM 29.05 + 38° Fair SUN.  
10 PM 28.97 + 40° 10  
(315)

Twenty-third Sunday after Trinity

7 AM 28.89 + 37 Fair MON.  
7:30 PM lighted Jack 11  
Robertson Supr (316)  
10 PM 28.85 + 44

7 AM 28.85 + 40 Fair TUES.  
10 PM 28.76 + 48 12  
(317)

7 AM 28.65 + 42 WED.  
4 PM Rain 13  
10 PM 28.48 + 58 (318)

6 AM 28.52 + 46 THUR.  
Harold Meany, Mary leave 14  
7 PM 28.57 + 52 (319)  
9 PM 28.65 + 45

7 AM 28.75 + 38° FRI.  
1st Snow Cloudy 15  
9:30 PM 28.95 + 36° (320)

6 AM 29.04 + 32 SAT.  
Raymond with 16  
Lynna Lawrence Field (321)  
11:45 PM 29.05 + 42



30  
DAYS

NOVEMBER, 1912

SUN. 8am 28.99 + 46 Fair  
17 10 PM 28.95 + 40  
(322)

Twenty-fourth Sunday after Trinity

MON. 8am 36° Fair  
18 12 PM 28.92  
(323) 6 PM 28.88 + 44

Hunting at Rowels hose dry  
TUES. 7am 28.90 + 28 Fair  
19 Harold White arrives  
(324) 5:30 PM Mr Lyman here  
Harold White leaves for home

WED. 7am 28.78 + 36 Fair  
20 Pierce Mrs. Trinslow  
(325) and Harrison arrive for meeting  
Ruby Toast mistress at Ch. J. & K. J.

THUR. 7am 28.92 + 30  
21 6 PM Green & Cavill to  
(326) Dinner with Trinslow leaves  
10 PM 28.85 + 45

FRI. 7am 28.80 + 30  
22 Joe Carpenter + Will Waller  
(327) at Falling Springs  
Dinner at Justice

SAT. Hunting with John at  
23 Pirkeys in afternoon  
(328) 6 PM 28.40 +  
10 PM 28.39  
John stays all night at place



8 am 28.39 + 40

SUN.

2 PM 28.41 + 41

Snow flurries a few

24

(329)

10 PM 28.62 + 38

Mild - Twenty-fifth Sunday after Trinity

9 am 28.64 + 38 Mild

MON.

Miss Bessie Claypool here

25

(330)

6 PM 28.80 + 36

10 PM 28.81 + 30

7 am 28.78 + 30

Fair TUES.

26

(331)

7 am 28.84 + 36

WED.

Hunting with Monteith &amp; Bazer

27

at Mud Tunnel &amp; Ramsey

(332)

6 PM 28.83 + 36

8 PM Snowing

9 am 28.82 + 30

1/2" Snow

THUR.

Mildred Vandeman here

28

Mrs Young &amp; wife to tea

(333)

6 PM 28.97 + 30

10 PM Thanksgiving Day

9 am 29.07 + 18

Fair FRI.

29

(334)

10 PM 29.01 + 32

9 am 29.10 + 34

Fair SAT.

30

Hunting with McAllister, Burns

(335)

&amp; John R above Felling Spring

6 PM 29.15 + 38



31  
DAYS

DECEMBER, 1912

SUN. 9 AM 29.21 + 27° Fair

1 8:30 am 29.23 + 27

(336) 10 PM 29.06 + 40°

First Sighting of Antelope  
Miss Stranham on leaves

MON. 7 AM 28.86 + 45° Fair

2 12 AM 28.75 + 46° Rain

(337) 6 PM 28.69 + 56°

10 PM 28.75 + 48

TUES. 7 AM 28.82 + 41 Fair

3 PM with Will McAllister looking  
at his ore

(338)

10 PM 28.80 + 36

WED. 7 AM 28.78 + 40

4 AM 28.78 + 47 Rain

(339) 10 PM 28.80 + 46

THUR. 7 AM 28.83 + 48 Fog

5

Rain

(340) 10 PM 28.74 + 52

FRI. 7 AM 28.70 + 55 Cloudy

6

at Jordan

(341) 6 PM 28.72 + 62 Fair

10 PM 28.80 + 50

SAT. 7 AM 28.80 + 44

7

Hunting at Blue Spring Run

(342) with John & Young Tom Bologan

6 PM 28.78 +



2

31  
DAYS

DECEMBER, 1912

8 AM 28.75 + 40 Fair SUN.  
810 PM 28.79 + 38 (843)  
Second Sunday in Advent7 AM 28.93 + 24 Fair MON.  
9

1 PM 28.98 + 32

10 PM 28.92 + 27 (844)

7 AM 28.83 + 22 Fair TUES.  
10

1 PM Hunting on Dr Justice Farm

2 PM Bazaar Kings Daughters

10 PM 28.66 + 45 (845)

7 AM 28.65 + 40 Rain Sleet WED.  
1110 PM 28.70 + 40 Clear  
wind (846)7 AM 28.96 + 21 Clear THUR.  
12

12 PM 29.07 + 26 "

10 PM 29.12 + 20 (847)

7 AM 29.15 + 15 Fair FRI.  
13

(848)

10 PM 28.92 + 29

7 AM 28.93 + 24 Fair SAT.  
14

10 PM 28.82 + 25 (849)



31  
DAYS

DECEMBER, 1912

SUN. 8 AM 28.78 + 22 Fair  
15

(350) 10 PM 28.55 + 46

Third Sunday in Advent

MON. 7 AM 28.64 + 42 Fair with  
16 Jos L Hunter at Corinthe

(351) 48 years old today  
10 PM 28.72 + 28

TUES. 7 AM 28.64 + 28  
17

(352)

10 PM 28.68 + 44

WED. 7 AM 28.62 + 45 Cloudy  
18 at Corinthe / Home

(353) 1 PM 28.50 + 46

6 PM 28.40 +

Indigestion

THUR. 7:30 AM 28.49 + 32  
19 Harriet L. home

(354) 12 m 28.60 + 36 Windy

10 PM Mrs Ringo returns

FRI. 7 AM 28.70 + 25 Fair  
20

(355) Hair cut at Clifton Forge

10 PM 28.80 + 26

SAT. 7:30 AM 28.88 + 36 Fair  
21 Boy baby at Ed Hibberts

(356)

10 PM 29.05 + 35



8 AM 29.09 + 25° Fair SUN,  
22

(357)

10 PM 29.01 + 23° Fourth Sunday in Advent

7 AM 28.96 + 18 Fair MON.

6 PM 28.77 + 28 Snow 23

(358)

10 PM 28.63 + 28 " 4 inches

7 AM 28.50 + 28 Fair TUES.

6 PM 28.70 + 24

Christmas Eve Party (359)

11 PM 28.59 + 29°

8 AM 29.05 + 18 Fair WED.

1 PM 29.05 + 25

Furnace Idle 3 PM (360)

10 PM 29.08 + 20 Christmas Day

7 AM 29.05 + 12 Fair THUR,  
26

6 PM 28.83 + 34 Drizzle (361)

10 PM 28.72 + 32 Rain +

7 1/2 AM 28.38 + 40° Wind FRI.

Baby 1 1/2 & John go to Staunton 27

to see Woodrow Wilson mid (362)

10 AM 28.46 + 35 10 PM 28.68 + 30

7 AM 28.78 + 26° Fair SAT.

At Lovin's for dinner 28

6 PM 28.82 + 38° (363)

10 PM 28.88 + 27

Furnace Starts 3:40 PM



31 DAYS DEC. 1912 31 DAYS JAN. 1913

SUN. 8am 28.91 + 26° Fair  
29 2PM 28.80 + 40 Cloudy  
(364) 10 PM 28.74 + 35

Sunday after Christmas Ruby, children return

MON. 7am 28.40 + 34 Rain  
30

(365) 10 PM 28.67 + 30  
Ruby bilious

TUES. 7am 28°  
31 Mrs Cargill has pneumonia  
(366) 10 PM 28.65 + 32

WED. JANUARY, 1913

1 7am 28.76 + 30 Fair  
(1) 12 M 28.87 + 50

THUR.

2  
(2)

FRI.

3  
(3)

SAT.

4  
(4)







**BLANK  
PAGE(S)**



CASH

RECEIPTS

JUNE

EXPENSES

ISES

REC

1 Curr

660  
220 10.00

3) 445 8  
142 4







**BLANK  
PAGE(S)**



# ADDRESSES

FIE  
SEC  
THE  
FO  
RE  
SPI  
MO

F  
mat  
acc  
2 co  
offic  
Car  
SI  
qua  
The  
cent  
T  
oth  
com  
typ  
mai  
oun  
F  
and  
oth  
to  
the  
at  
sea  
our  
T  
wit  
mo  
pli  
S  
not  
out  
F  
reg  
in  
E  
Eto

is  
Sta  
F  
ere  
Ge  
N  
pe  
of  
fan  
off

Su  
Ov  
Ov  
Ov  
Ov  
Ov  
Ov  
Ov  
Ov



## DOMESTIC POSTAGE.

FIRST-CLASS MATTER (Letters, etc.).....	2c. an oz.
SECOND-CLASS (Newspapers and Periodicals).....	1c. for 4 oz.
THIRD-CLASS (Books, Circulars).....	1c. for 2 oz.
FOURTH-CLASS (Merchandise) .....	1c. an oz.
REGISTRATION FEE (additional to regular postage)	10c.
SPECIAL DELIVERY (additional to regular postage)	10c.
MONEY ORDER (\$1 to \$100) .....	3c. to 30c.

(See below for Explanations and Exceptions.)

**FIRST-CLASS MATTER.**—Letters and all other written matter (whether sealed or not), excepting manuscript copy accompanying proof-sheets, also all matter sealed (see below), 2 cents an ounce, excepting drop letters at NON-CARRIER offices, 1 cent an ounce. Postal Cards, 1 cent each. Post Cards (private mailing cards), 1 cent each.

**SECOND-CLASS.**—Newspapers and Periodicals, published quarterly and oftener, and not for gratuitous distribution. The general public pay by affixing stamps at the rate of 1 cent for each 4 ounces or part thereof when not sealed.

**THIRD-CLASS.**—Books (printed, not blank), circulars, other printed matter, proof-sheets and manuscript copy accompanying same, valentines, sheet-music, photographs, heliotypes, chromos, posters, lithographs and printed advertising matter on paper only—all, when not sealed, 1 cent for 2 ounces or fraction. Limit of weight, 4 pounds.

**FOURTH-CLASS.**—Merchandise and samples, blank books and paper; ores; all matter not included in any of the other classes, and not in its nature perishable or liable to injure the contents of the mails. (By express ruling the postage on seeds, cuttings, roots, scions, and plants is at the rate of 1 cent for each 2 ounces.) All, when not sealed, and not exceeding 4 pounds in weight, 1 cent an ounce, or fraction.

Third and fourth-class mail matter may now be forwarded without postage stamps affixed in lots of two thousand or more identical pieces; certain regulations are to be complied with, and postage prepaid in cash.

**SEALING.**—Any matter is regarded as sealed when it is not so wrapped as to allow of a thorough examination without in any way injuring the wrapping.

**REGISTRATION.**—All classes of mail matter may be registered at any Post-office by affixing 10 cents in stamps in addition to the regular postage.

**POSTAGE TO PORTO RICO, PHILIPPINES, GUAM, Etc.**—Same as domestic.

### THE RURAL FREE DELIVERY SYSTEM

is gradually being extended to every part of the United States, especially in territory surrounding large cities.

Each person desiring rural free delivery service must erect, at his own cost, a box approved by the Postmaster-General.

More than one family, but not more than five, may be permitted to use the same box, provided that written notice of agreement to that effect, signed by the head of each family, is filed with the postmaster at the distributing office.

### MONEY ORDER RATES.

Sums not exceeding \$2.50 .....	3c.
Over \$ 2.50 and not exceeding \$ 5.00 .....	5c.
Over \$ 5.00 and not exceeding \$10.00 .....	8c.
Over \$10.00 and not exceeding \$20.00 .....	10c.
Over \$20.00 and not exceeding \$30.00 .....	12c.
Over \$30.00 and not exceeding \$40.00 .....	15c.
Over \$40.00 and not exceeding \$50.00 .....	18c.
Over \$50.00 and not exceeding \$60.00 .....	20c.
Over \$60.00 and not exceeding \$75.00 .....	25c.
Over \$75.00 and not exceeding \$100.00 .....	30c.



## FOREIGN POSTAGE.

The rates to foreign countries (except Canada, Cuba, Panama, and Mexico, and letter rates to Great Britain, Ireland, Newfoundland and Germany) are as follows: Letters, 5 cents for first ounce or fraction, and 3 cents for each additional ounce or fraction; printed matter, per 2 ounces, 1 cent; postal cards, 2 cents each. Letter rates to Great Britain and Ireland, Newfoundland, and to Germany direct, 2 cents an oz.

**POSTAGE TO CANADA, CUBA, PANAMA, and MEXICO.**—Mail matter of all kinds addressed for delivery in Canada, Cuba, Panama, and Mexico is admitted to the mails at domestic postage rates and conditions, except commercial papers and bona fide trade samples, which are admitted at a rate of 2 ounces for 1 cent, if not weighing over 12 ounces. Minimum charge on commercial papers 5 cents, minimum charge on samples 2 cents. Seeds, bulbs, scions, and plants for Canada must be prepaid at a rate of 1 cent per ounce, or fraction of an ounce; and packages of salable merchandise for Mexico should be sent by parcels post. Limit of weight of second and third-class matter to Mexico is 4 pounds 6 ounces. Newspapers, except dailies, mailed to Canada by publishers must bear stamps affixed, 1 cent for 4 ounces.

## PARCELS-POST.

Parcels may now be sent to and from the United States, Porto Rico, The Philippines, Guam, and the Canal Zone by mail to the following countries, provided the greatest length of the package does not exceed 3 feet 6 inches, and the greatest length and girth combined does not exceed 6 feet; greatest weight allowable, 11 lbs.

- |   |                     |
|---|---------------------|
| **Austria.  |                     |
| Bahamas.  | Danish West Indies. |
| Barbados.   | France.             |
| Chile.  | Honduras (British). |
| *Colombia.  | **Italy.            |
| *Costa Rica.  |                     |
| Jamaica, including the Turks and Caicos Is.   |                     |
| Leeward Islands (Antigua, with Barbuda, and Redonda, St. Kitts, Nevis with Anguilla, Dominica, Monserrat and the Virgin Is.). |                     |
| †*Mexico.   | Salvador.           |
| **The Netherlands.  | British Guiana.     |
| Guiana (Dutch).   | Uruguay.            |
| Windward Islands (Grenada, St. Vincent, the Grenadines, and St. Lucia).   |                     |
| Newfoundland.   | Bermuda.            |
| Honduras (Republic of).   | Germany.            |
| Trinidad, including Tobago.   | **Denmark.          |
| †Ecuador.   | Guatemala.          |
| Nicaragua.  |                     |
| New Zealand, including Fanning Island.  |                     |
| Venezuela.  | Bolivia.            |
| **Hong-Kong and some other cities in China.   |                     |
| **Japan, including Korea and Formosa.   |                     |
| **Norway.   | Great Britain.      |
| **Belgium.  | **Australia.        |
| Peru.   | **Sweden.           |

Postage for a parcel not exceeding 1 lb., 12 c., and 12c. for every additional pound or fraction thereof in all cases.

\*Greatest length, 3½ ft.; greatest girth (length and girth combined not considered), 4 ft.

†Weight limited to 4 lbs. 6 ozs.; 11 lbs. accepted in some of the larger places.

\*\*Greatest weight, 11 lbs., and must not exceed in value \$30 each.

†Must not exceed in value \$50.

Squa  
Circ  
Squa  
Acre  
Squa  
Wid  
Cubi  
Cubi  
U. S  
U. S  
U. S  
Cubi  
Cubi  
U. S  
Cubi  
Cyl  
Cubi  
Cyl  
Cyl  
Cubi  
Cyl  
U. S  
Cubi  
Cubi  
Cyl  
Dia  
Dia  
Dia  
Squa  
Circ  
Sid  
Squa  
Squa  
Cul  
Dia  
Dia  
Cyl  
Cyl  
Cul  
Cul  
Cyl  
Cyl  
Lir  
Lir  
183  
220  
Fr  
Ki  
Gr



## USEFUL INFORMATION.

### Useful Numbers in Calculating Weights, Measures, Etc.

Cuba,  
Britain,  
s: Let-  
nts for  
per 2  
ates to  
ermany

, and  
elivery  
ted to  
except  
ch are  
eighing  
papers  
bulbs,  
a rate  
ackages  
nt by  
d-class  
except  
stamps

States,  
Zone  
reatest  
, and  
exceed

onda,  
serrat

rena-

12c.  
es.

girth

some

value

Square inches multiplied by .00695 equals square feet.  
 Circular inches multiplied by .00546 equals square feet.  
 Square feet multiplied by .111 equals square yards.  
 Acres multiplied by .4840 equals square yards.  
 Square yards multiplied by .002066 equals acres.  
 Width in chains multiplied by .8 equals acres per mile.  
 Cubic feet multiplied by .03704 equals cubic yards.  
 Cubic inches multiplied by .00058 equals cubic feet.  
 U. S. bushels multiplied by .0461 equals cubic yards.  
 U. S. bushels multiplied by 1.2444 equals cubic feet.  
 U. S. bushels multiplied by 2150.42 equals cubic inches.  
 Cubic feet multiplied by .8036 equals U. S. bushels.  
 Cubic inches multiplied by .000465 equals U. S. bushels.  
 U. S. gallons multiplied by .13367 equals cubic feet.  
 U. S. gallons multiplied by .231 equals cubic inches.  
 Cubic feet multiplied by 7.48 equals U. S. gallons.  
 Cylindrical feet multiplied by .0034 equals U. S. gallons.  
 Cubic foot of water multiplied by 62.5 equals lbs. avoird.  
 Cubic inch of water multiplied by .03608 equals lbs. avoird.  
 Cylindrical inch of water multiplied by .02842 equals lbs. avoird.  
 Cylindrical foot of water multiplied by 49.1 equals lbs. avoird.  
 Cubic inches multiplied by .004329 equals U. S. gallons.  
 Cylindrical feet multiplied by 5.874 equals U. S. gallons.  
 U. S. gallons of water multiplied by 13.44 equals one cwt.  
 Cubic feet of water multiplied by 1.8 equals one cwt.  
 Cubic feet of water multiplied by 35.88 equals one ton.  
 Cylindrical foot of water multiplied by 5.875 equals U. S. gallons.  
 Diameter of a circle multiplied by 3.14159265 equals circumference.  
 Diameter of a circle multiplied by .8862 equals side of equal square.  
 Diameter of a circle multiplied by .7071 equals side of an inscribed square.  
 Square of a diameter multiplied by .7854 equals area of equal circle.  
 Circumference of a circle multiplied by .31831 equals diameter.  
 Side of a square multiplied by 1.128 equals diameter of equal circle.  
 Square foot of an area multiplied by 1.12837 equals diameter of equal circle.  
 Square of the diameter of a sphere multiplied by 3.1416 equals convex surface.  
 Cube of the diameter of a sphere multiplied by .5236 equals solidity.  
 Diameter of a sphere multiplied by .896 equals dimensions of equal cube.  
 Diameter of a sphere multiplied by .6667 equals length of equal cylinder.  
 Cylindrical inches multiplied by .0004546 equals cubic feet.  
 Cylindrical feet multiplied by .02939 equals cubic yards.  
 Cubic inches multiplied by .003607 equals imperial gallons.  
 Cubic feet multiplied by .6232 equals imperial gallons.  
 Cylindrical inches multiplied by .002832 equals imperial gallons.  
 Cylindrical feet multiplied by 4.895 equals imperial gallons.  
 Lineal feet multiplied by .00019 equals statute miles.  
 Lineal yards multiplied by .000568 equals statute miles.  
 183.346 circular inches equals 1 square foot.  
 2200 cylindrical inches equals 1 cubic foot.  
 French metres multiplied by 3.28 equals feet.  
 Kilogrammes multiplied by 2.205 equals avoird. lbs.  
 Grammes multiplied by .002205 equals avoird. lbs.



# TABLE OF WEIGHTS AND MEASURES.

## LONG MEASURE

12 inches	.....	1 foot
3 feet	.....	1 yard
2 yards	.....	1 fathom
16½ feet	.....	1 rod
4 rods	.....	1 chain
10 chains	.....	1 furlong
8 furlongs	.....	1 mile
3 miles	.....	1 league

## SQUARE MEASURE

9 square feet	.....	1 square yard
30¼ square yards	.....	1 square rod
40 square rods	.....	1 acre
8 roods	.....	1 acre
640 acres	.....	1 square mile

An acre is 209 square feet.

## DRY MEASURE

2 pints	.....	1 quart
¾ quarts	.....	1 peck
4 pecks	.....	1 bushel

## LIQUID MEASURE

4 gills	.....	1 pint
2 pints	.....	1 quart
4 quarts	.....	1 gallon

## TROY WEIGHT

24 grains	.....	1 pennyweight
20 pennyweights	.....	1 ounce
12 ounces	.....	1 pound

## AVOIRDUPOIS WEIGHT

16 drams	.....	1 ounce
16 ounces	.....	1 pound
25 pounds	.....	1 quarter
4 quarters	.....	1 hundred
20 hundreds	.....	1 ton

## APOTHECARIES WEIGHT

20 grains	.....	1 scruple
3 scruples	.....	1 dram
8 drams	.....	1 ounce
12 ounces	.....	1 pound

## CUBIC MEASURE

1728 cubic inches	.....	1 cubic foot
27 cubic feet	.....	1 cubic yard
16 cubic feet	.....	1 cord foot
8 cord feet	.....	} 1 cord
128 cubic feet	.....	

## LAND MEASURE

7.92 inches	.....	1 link
25 links	.....	1 rod
4 rods	.....	1 chain
80 chains	.....	1 mile

## CIRCULAR MEASURE

60 seconds	.....	1 minute
60 minutes	.....	1 degree
30 degrees	.....	1 sign
60 degrees	.....	1 sextant
90 degrees	.....	1 quadrant
360 degrees	.....	1 circle

Cent  
Deci  
Grai  
Deca  
Hect  
Kilo

Mill  
Cent  
Deci  
Metri  
Deca  
Hect  
Kilo  
C

Grai  
Ounc  
Poun  
Poun  
Cwts  
Tons  
Grai  
Grai  
Kilo  
Kilo  
Kilo  
1  
1 Sc

In  
t  
To  
Whe  
t  
r  
Whe  
g  
Whe  
c

To  
Whe  
t  
I  
Whe  
g  
Whe  
g

Saw  
To  
Whe  
t  
I  
Whe  
g  
Whe  
g



ES.

1 foot  
1 yard  
athom  
1 rod  
chain  
urlong  
1 mile  
league

yard  
re rod  
1 rod  
1 acre  
e mile

quart  
peck  
ushel

1 pint  
quart  
gallon

eight  
ounce  
pound

ounce  
pound  
arter  
dred  
ton

triple  
ram  
ounce  
pound

foot  
yard  
foot

cord

link  
rod  
chain  
mile

ute  
gree  
sign  
tant  
rant  
rle

## THE METRIC SYSTEM.

### MEASURES OF WEIGHT. (Unit Gramme.)

	Grains.	Oz. Troy	Lbs. Avoir.	Cwt.
Centigramme.....	0.15432	.....	.....	.....
Decigramme.....	1.54323	0.003	.....	.....
Gramme.....	15.43235	0.032	0.002	.....
Decagramme.....	154.32349	0.321	0.022	.....
Hectogramme.....	1543.23488	3.215	0.220	0.001
Kilogramme.....	15432.34880	32.150	2.204	0.019

### MEASURES OF LENGTH. (Unit Metre.)

	Inches	Feet	Yards	Miles
Millimetre.....	0.03937	0.003	0.001	.....
Centimetre.....	0.39371	0.032	0.010	.....
Decimetre.....	3.93708	0.328	0.109	.....
Metre.....	39.37079	3.280	1.093	.....
Decametre.....	393.70790	32.808	10.936	0.006
Hectometre.....	3937.07900	328.089	109.363	0.062
Kilometre.....	39370.79000	3280.899	1093.633	0.621

### CONVENIENT MULTIPLES FOR CONVERSION.

To Convert	Multiply by
Grains to Grammes....	.065
Ounces to Grammes....	28.35
Pounds to Grammes....	453.6
Pounds to Kilogrammes..	.45
Cwts. to Kilogrammes..	50.8
Tons to Kilogrammes...1016.	
Grammes to Grains....	15.4
Grammes to Ounces....	0.35
Kilogrammes to Ounces	35.3
Kilogrammes to Pounds	2.2
Kilogrammes to Cwts...	.02
Kilogrammes to Tons...	.001
Inches to Millimetres	25.4
Inches to Centimetres	2.54
Feet to Metres.....	.3048
Yards to Metres.....	.9144
Yards to Kilometres..	.0009
Miles to Kilometres...	1.6
Millimetres to Inches	.04
Centimetres to Inches	.4
Metres to Feet.....	3.3
Metres to Yards.....	1.1
Kilometres to Yards.1093.6	
Kilometres to Miles..	.62
1 Yard=0.9144 metre.	
1 Sq. Metre=1.196 sq. yd.	
1 Litre=1.760 Pints or 0.22 Gals.	

## BOARD AND TIMBER MEASURE.

### BOARD MEASURE

In board measure boards are assumed to be one inch in thickness.

To compute the measure of surface in square feet—

When all dimensions are in feet, multiply the length by the breadth, and the product will give the surface required.

When either of the dimensions are in inches, multiply as above and divide by 12.

When all dimensions are in inches, multiply as before and divide product by 144.

### TIMBER MEASURE

To compute the volume of round timber—

When all dimensions are in feet, multiply the length by the square of one-quarter of the main girt, and the product will give the measurement in cubic feet.

When length is given in feet and girt in inches, multiply as before and divide by 144.

When all the dimensions are in inches, multiply as before and divide by 1,728.

Sawed or hewed timber is measured by the cubic foot.

To compute the volume of square timber—

When all dimensions are in feet, multiply the product of the breadth by the depth by the length, and the product will give the volume in cubic feet.

When either of the dimensions are in inches, multiply as above and divide the product by 12.

When any two of the dimensions are in inches, multiply as before and divide the product by 144.



**INTEREST LAWS, STATUTES OF LIMITATIONS.**

STATES AND TERRITOR'S.	INTEREST LAWS.		STATUTES OF LIMITATIONS.		
	Legal Rate. Per ct.	Rate allow'd by Contract, Per ct.	Judgments, Years.	Notes, Years.	Open Acc'ts Years.
Alabama. . .	8	8	20	6	3
Arkansas. . .	6	10	10	5	3
Arizona. . . .	6	12	5	4	3
California. . .	7	Any rate.	5	4	4
Colorado. . . .	8	Any rate.	20	6	6
Connecticut. .	6	6	(o)	(e)	6
Delaware. . . .	6	6	10	6°	3
Dist. of Col. .	6	10	12	3	3
Florida. . . . .	8	10	20	5°	2
Georgia. . . . .	7	8	7	6°	4
Idaho. . . . .	7	12	6	5	4
Illinois. . . . .	5	7	20	10	5
Indiana. . . . .	6	8	20	10	6
Iowa. . . . .	6	8	20(d)	10	5
Kansas. . . . .	6	10	5	5	3
Kentucky. . . .	6	6	15	15	5(a)
Louisiana. . . .	5	8	10	5	3
Maine. . . . .	6	Any rate.	20	6(c)	6""
Maryland. . . .	6	6	12	3	3
Massachu's . .	6	Any rate.	20	6	6
Michigan. . . . .	5	7	10	6	6
Minnesota. . .	7	10	10	6	6
Mississippi. . .	6	10	7	6	3
Missouri. . . . .	6	8	10	10	5
Montana. . . . .	8	Any rate.	10(b)	8	5
Nebraska. . . .	7	10	5††	5	4
Nevada. . . . .	7	Any rate.	6	4	4
N. Hamp're. . .	6	6	20	6	6
New Jersey. . .	6	6	20	6	6
N. Mexico. . . .	6	12	7	6	4
New York. . . .	6	6††	20(n)	6	6""
No. Carolina . .	6	6	10	3*	3
No. Dakota. . .	7	12	10	6	6""
Ohio. . . . .	6	8	15(p)	15	6
Oklahoma. . . .	6	10	5(h)	5	3
Oregon. . . . .	6	10	10	6	6
Pennsylv'ia. . .	6	6	5(f)	6°	6
Rhode Is'ld. . .	6"	Any rate.	20	6	6
So. Carolina. . .	7	8	20	6	6
So. Dakota. . .	7	12	10(l)	6	6
Tennessee. . . .	6	6	10	6	6
Texas. . . . .	6	10	10††	4	2
Utah. . . . .	8	12	8	6	4
Vermont. . . . .	6	6	8	6	6""
Virginia. . . . .	6	6	20	5*	2'
Washington. . .	6	12	6	6	3
West Virg'a. . .	6	6	10	10	5
Wisconsin. . . .	6	10	20(n)	6	6
Wyoming. . . . .	8	12	21	5	8

\*Under seal, 10 years. °Under seal, 20 years. 'Store accounts; other accounts: 3 years; accounts between merchants 5 years. ††New York has by a recent law

To cent. princ this num mult; days, 4 per 6 per 8 pe for 1 by 30 the inter To 1  
 FR  
 To .  
 Feb.  
 Mar  
 Apr  
 May  
 Jun  
 July  
 Aug  
 Sept  
 Oct.  
 Nov  
 Dec  
 N  
 betv  
 E  
 13th  
 diffe  
 of d  
 lega  
 \$5.0  
 com  
 fron  
 (b)  
 year  
 tice'  
 neg  
 peri  
 fore  
 (o)



**INTEREST CALCULATIONS.**

OF  
NS.

Open  
Acc'ts  
Years.

3  
3  
3  
4  
6  
6  
3  
3  
2  
4  
4  
5  
6  
5  
3  
5(a)  
3  
6"  
3  
6  
6  
6  
3  
5  
5  
4  
4  
6  
6  
4  
6"  
3  
6"  
6  
3  
6  
6  
6  
6  
2  
4  
6"  
2'  
3  
5  
6  
8

To find the Interest on Any Sum, at Any Rate per cent., and For Any Length of Time. 1st. Multiply the principal by the rate per cent. expressed in hundredths: this will give the interest for one year. 2nd. Find the number of days remaining by consulting the calendar; and multiply the principal by as many hundredths as there are days, and for 3 per cent., divide the product by 120; for 4 per cent., divide by 90; for 5 per cent., divide by 72; for 6 per cent., divide by 60; for 7 per cent., divide by 52; for 8 per cent., divide by 45; for 9 per cent., divide by 40; for 10 per cent., divide by 36; and for 12 per cent., divide by 30. This will give the interest for the days. 3rd. Add the two items of interest, and the sum will be the entire interest.

To Find the Number of Days from any Day of any one Month to the same Day of any other Month.

FROM	Jan.	Feb.	Mar.	Apr.	May	June	July	Aug.	Sept.	Oct.	Nov.	Dec.
To Jan.	365	334	306	275	245	214	184	153	122	92	61	31
Feb.	31	365	337	306	276	245	215	184	153	123	92	62
March	59	28	365	334	304	273	243	212	181	151	120	90
April	90	59	31	365	335	304	274	243	212	182	151	121
May	120	89	61	30	365	334	304	273	242	212	181	151
June	151	120	92	61	31	365	335	304	273	243	212	182
July	181	150	122	91	61	30	365	334	303	273	242	212
August	212	181	153	122	92	61	31	365	334	304	273	243
Sept.	243	212	184	153	123	92	62	31	365	335	304	274
Oct.	273	242	214	183	153	122	92	61	30	365	334	304
Nov.	304	273	245	214	184	153	123	92	61	31	365	335
Dec.	334	303	275	244	214	183	153	122	91	61	30	365

N. B.—In leap year, if the last day of February comes between, add one day to the number in the table.

EXAMPLE:—How many days from May 10th to Sept. 13th? From the above table we get 123; add 3 for difference between 10 and 13, and we get 126, the number of days required.

legalized any rate of interest on call loans of \$5,000 or upward, on collateral security. ¶¶Becomes dormant, but may be revived. ""Six years from last item. (a)Accounts between merchants 2 years. (b) In courts not of record 5 years. (c) Witnessed 20 years. (d) Twenty years in Courts of Record; in Justice's Court 10 years. (e) Negotiable notes 6 years, non-negotiable 17 years. (f) Ceases to be a lien after that period. (h) On foreign judgments 1 year. (l) Ten years foreign, 20 years domestic. (n) Not of record 6 years. (o) No limit. (p) Foreign. Domestic 6 years.

is ex-  
ore ac-  
etween  
nt law



## COMMERCIAL LAWS.

### NOTES.

Notes do not bear interest unless it is so stated.

Demand notes are payable on presentation, without grace, and bear legal interest after a demand has been made, if not so written. An endorser on a demand note is holden only for a limited time, variable in different States.

A negotiable note must be made payable either to bearer, or be properly endorsed by the person to whose order it is made. If the endorser wishes to avoid responsibility, he can endorse "without recourse."

A joint note is one signed by two or more persons, who can each become liable for the whole amount.

No grace is allowed in the majority of States on time notes after the time for payment expires. If not paid when due, the endorser, if any, should be legally notified to be holden.

Notes falling due on Sunday, or on a legal holiday, must be paid the day following as a rule.

A note made on a Sunday is void, also one dated ahead of its issue. It may be dated back at pleasure.

A note by a minor is void in some States, and in others it is voidable on judicial decision.

Signatures made with a lead pencil are good in law.

Notes of protest may be sent either to the place of business or residence of the party notified.

The maker of an "accommodation" bill or note (one for which he had received no consideration), having lent his name or credit for the benefit of the holder, is not bound to the person accommodated, but is bound to all other parties precisely as if there was a good consideration.

An indorsee has a right of action against all whose names were on the bill when he received it.

An indorser of a note is exempt from liability if not served with a notice of its dishonor within twenty-four hours of its non-payment.

If a note is lost or stolen, the maker is not released if the consideration and amount can be proved.

If a note is altered in any way by the holder it becomes void.

A note obtained by fraud or given by an intoxicated person cannot be collected.

"Value received" should be written on a note, but it is not necessary. When not written, it is presumed by law or may be shown by proof.

If the letter containing the protest for non-payment be put into the post-office, any miscarriage does not affect the party giving notice.

### CONTRACTS.

Contracts made on Sunday cannot be enforced.

Written contracts concerning land must be under seal.

A contract with a minor or a lunatic is void.

An agreement without consideration of value is void.

No consideration is sufficient in law if it be illegal in its nature.

Principals are responsible for the acts of their agents.

Each individual in a partnership is responsible for the whole amount of the debts of the firm, except in cases of a special partnership. The word "limited," in connection with a firm name, indicates that a limitation of responsibility for each member is fixed.

Ignorance of the law excuses no one. A receipt for money is not legally conclusive.

Checks or drafts should be presented, without unreasonable delay, during business hours, but in this country, except in the case of banks, the time extends through the day and evening.



t grace.  
 made, it  
 holden  
 .  
 bearer,  
 order it  
 sibility,  
 as, who  
 n time  
 d when  
 to be  
 , must  
 ahead  
 others  
 w.  
 ace of  
 one for  
 ent his  
 bound  
 other  
 on.  
 whose  
 if not  
 ty-four  
 ased it  
 becomes  
 ed per-  
 t it is  
 by law  
 ent be  
 ect the  
 seal.  
 oid.  
 in its  
 gents.  
 or the  
 ases of  
 connec-  
 of re-  
 pt for  
 reason-  
 ountry,  
 gh the

# CALENDAR

1913

## JANUARY

S	M	T	W	T	F	S
..	..	..	1	2	3	4
5	6	7	8	9	10	11
12	13	14	15	16	17	18
19	20	21	22	23	24	25
26	27	28	29	30	31	..

## FEBRUARY

S	M	T	W	T	F	S
..	..	..	..	..	..	1
2	3	4	5	6	7	8
9	10	11	12	13	14	15
16	17	18	19	20	21	22
23	24	25	26	27	28	..

## MARCH

S	M	T	W	T	F	S
..	..	..	..	..	..	1
2	3	4	5	6	7	8
9	10	11	12	13	14	15
16	17	18	19	20	21	22
23	24	25	26	27	28	29
30	31	..	..	..	..	..

## APRIL

S	M	T	W	T	F	S
..	..	..	1	2	3	4
5	6	7	8	9	10	11
12	13	14	15	16	17	18
19	20	21	22	23	24	25
26	27	28	29	30	..	..

## MAY

S	M	T	W	T	F	S
..	..	..	..	..	1	2
3	4	5	6	7	8	9
10	11	12	13	14	15	16
17	18	19	20	21	22	23
24	25	26	27	28	29	30
31	..	..	..	..	..	..

## JUNE

S	M	T	W	T	F	S
1	2	3	4	5	6	7
8	9	10	11	12	13	14
15	16	17	18	19	20	21
22	23	24	25	26	27	28
29	30	..	..	..	..	..

## JULY

S	M	T	W	T	F	S
..	..	1	2	3	4	5
6	7	8	9	10	11	12
13	14	15	16	17	18	19
20	21	22	23	24	25	26
27	28	29	30	31	..	..

## AUGUST

S	M	T	W	T	F	S
..	..	..	..	..	..	1
2	3	4	5	6	7	8
9	10	11	12	13	14	15
16	17	18	19	20	21	22
23	24	25	26	27	28	29
30	31	..	..	..	..	..

## SEPTEMBER

S	M	T	W	T	F	S
..	1	2	3	4	5	6
7	8	9	10	11	12	13
14	15	16	17	18	19	20
21	22	23	24	25	26	27
28	29	30	..	..	..	..

## OCTOBER

S	M	T	W	T	F	S
..	..	..	1	2	3	4
5	6	7	8	9	10	11
12	13	14	15	16	17	18
19	20	21	22	23	24	25
26	27	28	29	30	31	..

## NOVEMBER

S	M	T	W	T	F	S
..	..	..	..	..	..	1
2	3	4	5	6	7	8
9	10	11	12	13	14	15
16	17	18	19	20	21	22
23	24	25	26	27	28	29
30	..	..	..	..	..	..

## DECEMBER

S	M	T	W	T	F	S
..	1	2	3	4	5	6
7	8	9	10	11	12	13
14	15	16	17	18	19	20
21	22	23	24	25	26	27
28	29	30	31	..	..	..

Novelty Adv. Co., Coshocton, O.



